

Structure of odd-odd Cs isotopes within the interacting boson-fermion-fermion model based on the Gogny-D1M energy density functional

K. Nomura,^{1,*} R. Rodríguez-Guzmán,² and L. M. Robledo^{3,4}

¹*Department of Physics, Faculty of Science, University of Zagreb, HR-10000 Zagreb, Croatia*

²*Physics Department, Kuwait University, 13060 Kuwait, Kuwait*

³*Departamento de Física Teórica, Universidad Autónoma de Madrid, E-28049 Madrid, Spain*

⁴*Center for Computational Simulation, Universidad Politécnica de Madrid,*

Campus de Montegancedo, Boadilla del Monte, 28660-Madrid, Spain

(Dated: December 24, 2019)

The spectroscopic properties of the odd-odd isotopes $^{124-132}\text{Cs}$ have been studied within the interacting boson-fermion-fermion model based on the Gogny-D1M energy density functional framework. Major ingredients to build the interacting boson-fermion-fermion Hamiltonian, such as the (β, γ) -deformation energy surfaces for the even-even core nuclei $^{124-132}\text{Xe}$ as well as single-particle energies and occupation probabilities of the odd nucleons, have been computed microscopically with the constrained Hartree-Fock-Bogoliubov method. A few coupling constants of the boson-fermion and residual neutron-proton interactions are fitted to reproduce with a reasonable accuracy the experimental excitation energy of the low-lying levels of the odd-mass and odd-odd nuclei. The method is applied to describe the low-energy low-spin spectra of the odd-odd Cs nuclei and the band structures of higher-spin higher-energy states, mainly based on the $(\nu h_{11/2})^{-1} \otimes \pi h_{11/2}$ configuration. Many of those odd-odd Cs nuclei have been identified as candidates for exhibiting chiral doublet bands.

I. INTRODUCTION

A better understanding of the spectroscopic properties of atomic nuclei with an odd number of nucleons still remains a major challenge for both experimental and theoretical low-energy nuclear physics. The existence of an unpaired nucleon in the nucleus implies the observation of many new effects in nuclear dynamics like the weakening of pairing correlations, the increase of level densities around the Fermi level, polarization of collective degrees of freedom, breaking of time reversal symmetry in the intrinsic wave function, and a long list of etc. As a consequence, the microscopic description of an odd-A system is far more challenging than in the traditional even-even case [1–3]. This is manifest in the much slower progress in the implementation of symmetry restoration in odd-A nuclei [4, 5]. In addition, the quantitative side is strongly affected by tiny details of the nuclear interaction, making this kind of systems the perfect test ground to analyze the suitability of new or existing proposals for effective nuclear interactions/functionals, see [6] for a recent analysis focusing on superheavy nuclei. Detailed spectroscopic studies of odd-mass and/or odd-odd nuclei, have already been carried out using microscopic approaches such as the large-scale shell model [7] and the symmetry-projected generator coordinate method (GCM) [4, 5]. See [1] for a general introduction to the latter method. From a computational point of view, systematic applications of these approaches are very demanding, if not impossible, for heavy nuclei, especially when a large number of valence nucleons are involved and/or multiple shape

degrees of freedom have to be taken into account in the generator coordinate method (GCM) ansatz.

To overcome these difficulties we proposed in Ref. [8] (in a study of odd-A Au and Pt and odd-odd Au isotopes) to perform constrained Hartree-Fock-Bogoliubov (HFB) calculations based on the Gogny [9] energy density functional (EDF) with the parametrization D1M [10], to obtain energy surfaces as functions of the (β, γ) quadrupole deformation parameters for the neighboring even-even Pt nuclei. The single-particle energies and occupation numbers were computed for the odd neutron and odd proton in the odd-mass Au and Pt as well as odd-odd Au isotopes. Those quantities were then used, as a microscopic input, to completely determine the interacting boson model (IBM) [11] Hamiltonian for the even-even nucleus and most of the parameters of the different boson-fermion coupling terms present in the interacting boson-fermion model (IBFM) [12–14] and the interacting boson-fermion-fermion model (IBFFM) [14, 15] Hamiltonians for the odd-A and odd-odd systems, respectively. Only a few coupling constants of the boson-fermion and the residual neutron-proton interaction terms were treated as free parameters. These parameters were determined so as to reproduce reasonably well the experimental low-lying energy levels of the odd-mass and odd-odd nuclei. Though the method involves a few phenomenological parameters, it allows to study simultaneously the spectroscopy of even-even, odd-mass, and odd-odd nuclei within a unified framework. The method reduces significantly the computational cost associated with those calculations and provides the possibility of studying heavy odd and odd-odd nuclei irrespective of their location at the chart of nuclides.

In this work, we consider the spectroscopic properties of the odd-odd nuclei $^{124-132}\text{Cs}$, using the theoretical

* knomura@phy.hr

framework developed in Ref. [8]. The reason for the choice of nuclei is that the $A \approx 130$ mass region exhibits a wide variety of structural phenomena. A variety of theoretical models suggested the existence of triaxially-deformed and/or γ -soft shapes for even-even systems in this mass region [16–23]. A gradual transition, from γ -soft to nearly spherical shapes, has also been identified [24] while several nuclei, such as ^{134}Ba [25] and ^{128}Xe [26], are suggested to display features of the E(5) critical-point symmetry [27] of the phase transition. In some odd-odd Cs isotopes, most notably in ^{128}Cs , chiral doublet bands [28] have been observed [29–32]. Those bands are associated with nearly degenerate energy levels with equal spins and characteristic electromagnetic properties. The high-spin level structure in the odd-odd nuclei in the mass $A \approx 130$ region, in particular the role of the $(\nu h_{11/2})^{-1} \otimes \pi h_{11/2}$ (neutron hole coupled with proton) or $\nu h_{11/2} \otimes \pi h_{11/2}$ configuration in forming the chiral bands, has been studied by various theoretical approaches, and we particularly mention the IBFFM [33] and shell model [34–37] calculations. Furthermore, this mass region represents a challenging testing ground to examine the predictive power of nuclear models for fundamental processes, such as β -decay and double- β decay [38–41]. Previous phenomenological IBFM and IBFFM spectroscopic studies [42] were also carried out for nuclei in the same mass region considered in this work.

The paper is organized as follows. In Sec. II, we outline the theoretical framework used in this study. We begin Sec. III, with a brief discussion of the results obtained for the even-even core nucleus ^{124}Xe as well as the odd-N and odd-Z nuclei ^{123}Xe and ^{125}Cs . In the same section, we discuss the low-energy spectra obtained for the odd-odd systems $^{124-132}\text{Cs}$. Moreover, we pay attention to the band structures of higher-spin states to identify features of chirality in some of the considered odd-odd Cs isotopes. Finally, Sec. IV is devoted to the concluding remarks.

II. THEORETICAL FRAMEWORK

A. IBFFM-2 Hamiltonian

Within the employed theoretical scheme, the low-lying structure of the even-even-core nucleus is described in terms of the IBM [11], where correlated pairs of valence nucleons are represented by bosonic degrees of freedom [43]. In the IBFM, one unpaired nucleon is explicitly included as an additional degree of freedom to the boson space [12–14] to handle odd-mass systems. The IBFFM represents a further extension of the IBFM to odd-odd systems that includes, one unpaired neutron and one unpaired proton [14, 15]. As in our previous study for odd-odd Au isotopes [8], we have used a version of the IBFFM that distinguishes between neutron and proton degrees of freedom (denoted hereafter as IBFFM-2). The IBFFM-2

Hamiltonian reads

$$\hat{H} = \hat{H}_B + \hat{H}_F^\nu + \hat{H}_F^\pi + \hat{H}_{BF}^\nu + H_{BF}^\pi + \hat{V}_{\text{res}}. \quad (1)$$

where the first term represents the neutron-proton IBM (IBM-2) Hamiltonian [43] that describes the even-even core nuclei ($^{124,126,128,130,132}\text{Xe}$). The second (third) term is the Hamiltonian for an odd neutron (proton). The fourth (fifth) term corresponds to the interaction Hamiltonian describing the coupling of the odd neutron (proton) to the IBM-2 core. The last term in Eq. (1) is the residual interaction between the odd neutron and the odd proton.

For the boson-core Hamiltonian \hat{H}_B in Eq. (1) the standard IBM-2 Hamiltonian has been adopted:

$$\hat{H}_B = \epsilon(\hat{n}_{d_\nu} + \hat{n}_{d_\pi}) + \kappa \hat{Q}_\nu \cdot \hat{Q}_\pi \quad (2)$$

where $\hat{n}_{d_\rho} = d_\rho^\dagger \cdot \tilde{d}_\rho$ ($\rho = \nu, \pi$) is the d -boson number operator while $\hat{Q}_\rho = d_\rho^\dagger s_\rho + s_\rho^\dagger \tilde{d}_\rho + \chi_\rho (d_\rho^\dagger \times \tilde{d}_\rho)^{(2)}$ is the quadrupole operator. The parameters of the Hamiltonian are ϵ , κ , χ_ν , and χ_π . The doubly-magic nucleus ^{100}Sn is taken as the inert core for the boson space. We have followed the standard way of counting the number of bosons, i.e., the numbers of neutron N_ν and proton N_π bosons equal the numbers of neutron-hole and proton-particle pairs, respectively. As a consequence, $N_\pi = 2$ and $N_\nu = 6, 5, 4, 3$ and 2 for $^{124,126,128,130,132}\text{Xe}$, respectively.

In Eq. (1), the Hamiltonian for the odd nucleon, i.e., \hat{H}_F^ρ takes the form

$$\hat{H}_F^\rho = - \sum_{j_\rho} \epsilon_{j_\rho} \sqrt{2j_\rho + 1} (a_{j_\rho}^\dagger \times \tilde{a}_{j_\rho})^{(0)} \quad (3)$$

where ϵ_{j_ν} (ϵ_{j_π}) and j_ν (j_π) stand for the single-particle energy and the angular momentum of the unpaired neutron (proton). On the other hand, $a_{j_\rho}^{(\dagger)}$ (\tilde{a}_{j_ρ}) represents the fermion creation (annihilation) operator while \tilde{a}_{j_ρ} is defined as $\tilde{a}_{j_\rho m} = (-1)^{j_\rho - m} a_{j_\rho - m}$. For the fermion valence space, we have taken into account the full neutron and proton major shell $N, Z = 50-82$, that include the $3s_{1/2}$, $2d_{3/2}$, $2d_{5/2}$, $1g_{7/2}$, and $1h_{11/2}$ orbitals.

For the boson-fermion interaction term, \hat{H}_{BF}^ρ in Eq. (1), we employ the form that has been formulated within a simple generalized seniority scheme [13, 14]:

$$\hat{H}_{BF}^\rho = \Gamma_\rho \hat{Q}_{\rho'} \cdot \hat{q}_\rho + \Lambda_\rho \hat{V}_{\rho'\rho} + A_\rho \hat{n}_{d_\rho} \hat{n}_\rho \quad (4)$$

where $\rho' \neq \rho$, and the first, second, and third terms are the quadrupole dynamical, exchange, and monopole terms, respectively. The strength parameters of the interaction Hamiltonian are denoted by Γ_ρ , Λ_ρ , and A_ρ . As in previous studies [13, 44], we have assumed that both the dynamical and exchange terms are dominated by the interaction between unlike particles, i.e., between the odd neutron and proton bosons and between the odd proton and neutron bosons. We also assume that for

the monopole term the interaction between like-particles, i.e., between the odd neutron and neutron bosons and between the odd proton and proton bosons, plays a dominant role. In Eq. (4), \hat{Q}_ρ is the bosonic quadrupole operator identical to the one in the IBM-2 Hamiltonian in Eq. (2) with the same value of the parameter χ_ρ . The fermionic quadrupole operator \hat{q}_ρ reads

$$\hat{q}_\rho = \sum_{j_\rho j'_\rho} \gamma_{j_\rho j'_\rho} (a_{j_\rho}^\dagger \times \tilde{a}_{j'_\rho})^{(2)}, \quad (5)$$

where $\gamma_{j_\rho j'_\rho} = (u_{j_\rho} u_{j'_\rho} - v_{j_\rho} v_{j'_\rho}) Q_{j_\rho j'_\rho}$ and $Q_{j_\rho j'_\rho} = \langle l \frac{1}{2} j_\rho || Y^{(2)} || l' \frac{1}{2} j'_\rho \rangle$ represents the matrix element of the fermionic quadrupole operator in the considered single-particle basis. The exchange term $\hat{V}_{\rho'\rho}$ in Eq. (4) reads

$$\begin{aligned} \hat{V}_{\rho'\rho} = & - (s_{\rho'}^\dagger \tilde{a}_{\rho'})^{(2)} \cdot \left\{ \sum_{j_{\rho'} j''_{\rho'}} \sqrt{\frac{10}{N_\rho(2j_{\rho'}+1)}} \beta_{j_{\rho'} j''_{\rho'}} \beta_{j''_{\rho'} j_{\rho'}} \right. \\ & \left. : ((d_{\rho'}^\dagger \times \tilde{a}_{j''_{\rho'}})^{(j_{\rho'})} \times (a_{j_{\rho'}}^\dagger \times \tilde{s}_{\rho'})^{(j'_{\rho'})})^{(2)} : \right\} + (H.c.), \end{aligned} \quad (6)$$

with $\beta_{j_{\rho'} j''_{\rho'}} = (u_{j_{\rho'}} v_{j''_{\rho'}} + v_{j_{\rho'}} u_{j''_{\rho'}}) Q_{j_{\rho'} j''_{\rho'}}$. In the second line of the above equation the standard notation $: (\dots) :$ indicates normal ordering. For the monopole term, the number operator for the odd fermion is expressed as $\hat{n}_\rho = \sum_{j_\rho} (-\sqrt{2j_\rho+1}) (a_{j_\rho}^\dagger \times \tilde{a}_{j_\rho})^{(0)}$.

Finally, we adopted the following form of the residual neutron-proton interaction \hat{V}_{res}

$$\hat{V}_{\text{res}} = 4\pi u_D \delta(\mathbf{r}_\nu - \mathbf{r}_\pi) + u_T \left\{ \frac{3(\sigma_\nu \cdot \mathbf{r}_{\nu\pi})(\sigma_\pi \cdot \mathbf{r}_{\nu\pi})}{r_{\nu\pi}^2} - \sigma_\nu \cdot \sigma_\pi \right\}, \quad (7)$$

where the first and second terms denote the delta and tensor interactions, respectively. We have found that these two terms are enough to provide a reasonable description of the low-lying states in the considered odd-odd nuclei. Note that by definition $\mathbf{r}_{\nu\pi} = \mathbf{r}_\nu - \mathbf{r}_\pi$ and that u_D and u_T are the parameters of this term. Furthermore, the matrix element V'_{res} of the residual interaction \hat{V}_{res} can be expressed as [45]:

$$\begin{aligned} V'_{\text{res}} = & (u_{j'_\nu} u_{j_\pi} u_{j_\nu} u_{j_\pi} + v_{j'_\nu} v_{j_\pi} v_{j_\nu} v_{j_\pi}) V_{j'_\nu j'_\pi j_\nu j_\pi}^J \\ & - (u_{j'_\nu} v_{j_\pi} u_{j_\nu} v_{j_\pi} + v_{j'_\nu} u_{j_\pi} v_{j_\nu} u_{j_\pi}) \\ & \times \sum_{J'} (2J'+1) \left\{ \begin{matrix} j'_\nu & j_\pi & J' \\ j_\nu & j'_\pi & J \end{matrix} \right\} V_{j'_\nu j'_\pi j_\nu j'_\pi}^{J'}, \end{aligned} \quad (8)$$

where

$$V_{j'_\nu j'_\pi j_\nu j_\pi}^J = \langle j'_\nu j'_\pi; J | \hat{V}_{\text{res}} | j_\nu j_\pi; J \rangle \quad (9)$$

represents the matrix element between the neutron-proton pairs and J stands for the total angular momentum of the neutron-proton pair. The bracket in Eq. (8) represents the corresponding Racah coefficient. The terms resulting from contractions are neglected in Eq. (8), as in Ref. [46].

B. Procedure to build the IBFFM-2 Hamiltonian

The basic ingredients of the IBFFM-2 Hamiltonian \hat{H} in Eq. (1) are determined as follows [8]:

1. Once the form of the IBM-2 Hamiltonian is fixed, the parameters ϵ , κ , χ_ν , and χ_π are uniquely determined [47, 48] by mapping the (β, γ) -deformation energy surface obtained from the constrained Gogny-D1M [10] HFB calculation onto the expectation value of the IBM-2 Hamiltonian in the boson coherent state [49].
2. The single-neutron Hamiltonian \hat{H}_F^ν and the boson-fermion Hamiltonian \hat{H}_{BF}^ν for odd-N Xe isotopes are built by using the procedure of [50] (see also [51] for further details). In those references, the single-particle energies and occupation probabilities of the odd nucleon, entering both \hat{H}_F^ν and \hat{H}_{BF}^ν , are obtained from Gogny-D1M HFB calculations at zero deformation. The optimal values of the boson-fermion interaction strengths Γ_ν , Λ_ν , and A_ν in Eq. (4), are chosen, separately for positive and negative parity, so as to reproduce with a reasonable accuracy the experimental low-energy levels of each odd-N Xe nucleus. A similar procedure has been employed to determine the parameters Γ_π , Λ_π , and A_π for the odd-Z Cs isotopes.
3. We use for the IBFFM-2 Hamiltonian in the odd-odd Cs the same strength parameters Γ_ν , Λ_ν , and A_ν (Γ_π , Λ_π , and A_π) obtained for the odd-N Xe (odd-Z Cs) nuclei in the previous step. The single-particle energies and occupation probabilities are, however, computed independently for each of the studied odd-odd systems.
4. Finally, the parameters u_D and u_T , in the residual interaction \hat{V}_{res} , are determined so as to reproduce with reasonable accuracy the low-lying spectra in the odd-odd nuclei under consideration. For simplicity, we have taken the fixed values $u_D = 0.7$ MeV and $u_T = 0.02$ MeV for all the considered nuclei and for both parities.

The values of the IBM-2 parameters adopted for the even-even Xe isotopes are shown in Table I. In particular, the sum $\chi_\nu + \chi_\pi$ is somewhat close to zero in many of the considered Xe isotopes. This indicates that these nuclei are close to the O(6) limit of the IBM, which is associated with γ -soft deformation.

The fitted strength parameters of the boson-fermion interactions, \hat{H}_{BF}^ρ , are shown in Table II. The values of some of these strength parameters, i.e., Γ_ρ and Λ_ρ , for a given configuration (*sdg* or *h_{11/2}*) gradually change with neutron number. For the positive-parity states in ^{128,130,132}Cs, the values of Γ_π for the proton *h_{11/2}* configuration (which are fitted to the odd-mass nuclei ^{129,131,133}Cs, respectively) have been modified so that the

higher-spin positive-parity states, which are mainly composed of the $(\nu h_{11/2})^{-1} \otimes \pi h_{11/2}$ configuration, become lower in energy. We consider a value of ≈ 0.5 MeV for the excitation energy E_x . The modified Γ_π values, given in parentheses in Table II, are also different from those employed for the negative-parity states.

Finally, the single-particle energies and occupation probabilities for the odd-odd Cs isotopes, obtained using the Gogny-D1M HFB approach, are given in Table III. They are quite similar to the ones obtained in the case of the odd-N Xe and odd-Z Cs nuclei.

TABLE I. Parameters of the IBM-2 Hamiltonian \hat{H}_B for the even-even isotopes $^{124-132}\text{Xe}$.

	ϵ (MeV)	κ (MeV)	χ_ν	χ_π
^{124}Xe	0.45	-0.336	0.40	-0.50
^{126}Xe	0.52	-0.323	0.25	-0.50
^{128}Xe	0.62	-0.315	0.25	-0.55
^{130}Xe	0.82	-0.308	0.38	-0.50
^{132}Xe	0.90	-0.250	0.20	-0.55

TABLE II. Parameters for the boson-fermion coupling Hamiltonians \hat{H}_{BF}^ν and \hat{H}_{BF}^π (in MeV). These values have been adopted for describing the odd-odd nuclei $^{124-132}\text{Cs}$. For the positive-parity states in $^{128,130,132}\text{Cs}$, the values of the parameter Γ_π for the $h_{11/2}$ orbital are different compared to those employed for the negative-parity states and are shown in parentheses.

	Γ_ν	Λ_ν	A_ν	Γ_π	Λ_π	A_π
^{124}Cs	<i>sdg</i>	3.20	0.20	-0.14	0.80	0.51 -0.80
	$h_{11/2}$	3.20	4.80	-0.20	0.60	0.51 -2.2
^{126}Cs	<i>sdg</i>	3.00	0.40	-0.12	0.80	0.40 -0.70
	$h_{11/2}$	3.00	1.85	0.00	1.00	0.50 -1.0
^{128}Cs	<i>sdg</i>	3.00	0.60	-0.28	1.00	0.40 -0.70
	$h_{11/2}$	3.00	1.33	0.00	1.00 (2.60)	0.50 -1.3
^{130}Cs	<i>sdg</i>	1.60	2.20	-0.30	1.20	0.55 -0.80
	$h_{11/2}$	1.60	0.92	-0.48	1.20 (2.40)	0.55 -1.3
^{132}Cs	<i>sdg</i>	1.00	2.00	-0.30	1.20	0.58 -0.50
	$h_{11/2}$	1.00	0.95	-0.34	1.20 (3.00)	0.58 -0.55

Once the value of all the parameters has been obtained, the IBFFM-2 Hamiltonian is diagonalized in the $|L_\nu L_\pi(L); j_\nu j_\pi(J) : I\rangle$ basis characterized by the angular momentum of the neutron (proton) bosons L_ν (L_π), the total angular momentum for the even-even boson core L and the total angular momentum of the coupled system I .

C. Transition operators

Using the wave functions obtained after the diagonalization of the IBFFM-2 Hamiltonian, the electric

quadrupole (E2) and magnetic dipole (M1) properties can be computed. The corresponding $\hat{T}^{(E2)}$ and $\hat{T}^{(M1)}$ operators are given by [8]

$$\hat{T}^{(E2)} = e_\nu^B \hat{Q}_\nu + e_\pi^B \hat{Q}_\pi - \frac{1}{\sqrt{5}} \sum_{\rho=\nu,\pi} \sum_{j_\rho j'_\rho} (u_{j_\rho} u_{j'_\rho} - v_{j_\rho} v_{j'_\rho}) \langle j'_\rho || e_\rho^F r^2 Y^{(2)} || j_\rho \rangle (a_{j_\rho}^\dagger \times \tilde{a}_{j'_\rho})^{(2)}, \quad (10)$$

and

$$\hat{T}^{(M1)} = \sqrt{\frac{3}{4\pi}} \left\{ g_\nu^B \hat{L}_\nu^B + g_\pi^B \hat{L}_\pi^B - \frac{1}{\sqrt{3}} \sum_{\rho=\nu,\pi} \sum_{jj'} (u_{j_\rho} u_{j'_\rho} + v_{j_\rho} v_{j'_\rho}) \langle j'_\rho || g_\rho^F \mathbf{1} + g_\rho^S \mathbf{s} || j_\rho \rangle (a_{j_\rho}^\dagger \times \tilde{a}_{j'_\rho})^{(1)} \right\}. \quad (11)$$

In Eq. (10), e_ρ^B and e_ρ^F are the effective charges for the boson and fermion systems. We have employed the fixed values $e_\nu^B = e_\pi^B = 0.15$ eb, and $e_\nu^F = 0.5$ eb and $e_\pi^F = 1.5$ eb. In the case of the M1 operator in Eq. (11), g_ν^B and g_π^B are g -factors for the neutron and proton bosons. We have also used the fixed values $g_\nu^B = 0 \mu_N$ and $g_\pi^B = 1.0 \mu_N$ [11, 52]. For the neutron (proton) g -factors, the usual Schmidt values $g_l^\nu = 0 \mu_N$ and $g_s^\nu = -3.82 \mu_N$ ($g_l^\pi = 1.0 \mu_N$ and $g_s^\pi = 5.58 \mu_N$) have been considered. Both the proton and neutron g_s values have been quenched 30 %.

III. RESULTS AND DISCUSSION

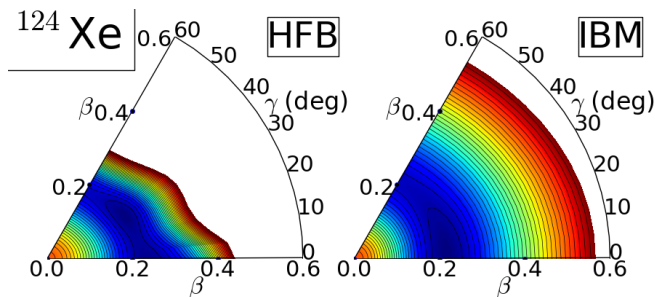
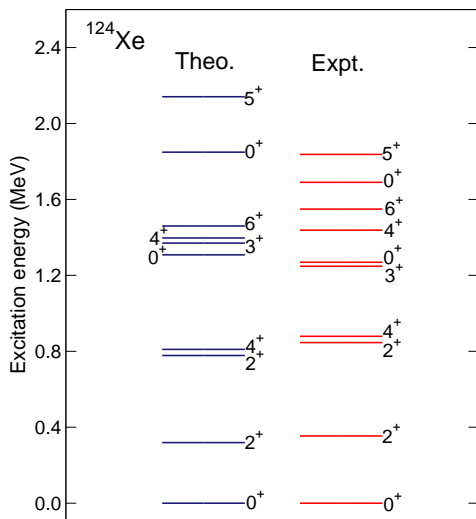
In this section, we will briefly discuss some selected results obtained for even-even Xe and odd-mass Cs nuclei. The nuclei ^{124}Xe (Sec. III A), ^{123}Xe and ^{125}Cs (Sec. III B) will be taken as representative examples. As we are mainly interested in the structure of odd-odd nuclei, most of our discussions will be devoted to the spectroscopic results obtained for such odd-odd systems (Sec. III C).

A. Even-even nuclei

In Ref. [54], we have considered transitions from γ -soft to nearly spherical shapes in the even-even isotopes $^{126-136}\text{Xe}$ as well as in the case of odd-mass Xe and Cs nuclei. The same Gogny-D1M energy surfaces for $^{126-132}\text{Xe}$ used in that work have been used to fix, this time, the parameters of the IBM-2 Hamiltonian for these nuclei. Only the energy surface of ^{124}Xe has been added to the results obtained in previous calculations. A major difference with respect to Ref. [54] is that now we use the IBFM-2 instead of the IBFM-1 model, which does not distinguish between neutron and proton bosons. Another minor difference with respect to Ref. [54] is that now the even-even $^{A+1}\text{Xe}_{N+1}$ nucleus is taken as a reference to obtain the results for the odd- N isotope $^A\text{Xe}_N$.

TABLE III. Neutron and proton single-particle energies (in MeV) and occupation probabilities for the odd-odd Cs isotopes.

		$3s_{1/2}$	$2d_{3/2}$	$2d_{5/2}$	$1g_{7/2}$	$1h_{11/2}$						
^{124}Cs	$\epsilon_{j\nu}^+$	1.339	1.003	3.719	3.439	0.000	$\epsilon_{j\pi}^+$	2.555	2.476	0.122	0.000	3.674
	$v_{j\nu}^2$	0.602	0.506	0.929	0.902	0.243	$v_{j\pi}^2$	0.034	0.047	0.303	0.352	0.023
^{126}Cs	$\epsilon_{j\nu}^+$	1.271	0.983	3.684	3.516	0.000	$\epsilon_{j\pi}^+$	2.680	2.525	0.207	0.000	3.674
	$v_{j\nu}^2$	0.692	0.618	0.944	0.925	0.332	$v_{j\pi}^2$	0.032	0.047	0.290	0.362	0.024
^{128}Cs	$\epsilon_{j\nu}^+$	1.217	0.978	3.656	3.607	0.000	$\epsilon_{j\pi}^+$	2.809	2.580	0.298	0.000	3.668
	$v_{j\nu}^2$	0.770	0.718	0.956	0.943	0.431	$v_{j\pi}^2$	0.030	0.046	0.276	0.373	0.024
^{130}Cs	$\epsilon_{j\nu}^+$	1.174	0.984	3.635	3.710	0.000	$\epsilon_{j\pi}^+$	2.942	2.642	0.392	0.000	3.655
	$v_{j\nu}^2$	0.838	0.805	0.968	0.958	0.541	$v_{j\pi}^2$	0.028	0.045	0.261	0.384	0.025
^{132}Cs	$\epsilon_{j\nu}^+$	1.141	1.001	3.620	3.823	0.000	$\epsilon_{j\pi}^+$	3.081	2.712	0.5	0.000	3.637
	$v_{j\nu}^2$	0.896	0.878	0.977	0.972	0.660	$v_{j\pi}^2$	0.026	0.044	0.246	0.395	0.025

FIG. 1. (Color online) The Gogny-D1M and IBM-2 (β, γ)-deformation energy surfaces obtained for ^{124}Xe are plotted up to 3 MeV from the global minimum. The energy difference between neighboring contours is 100 keV.FIG. 2. (Color online) Theoretical and experimental [53] low-energy excitation spectra for ^{124}Xe .

The Gogny-D1M and the (mapped) IBM-2 energy surfaces obtained for ^{124}Xe are depicted in Fig. 1. The HFB

energy surface exhibits a shallow triaxial minimum with $\gamma \approx 30^\circ$. Such a triaxial minimum can only be obtained in the IBM-2 after including higher-order (e.g., three-body) terms. We are, however, neglecting such higher-order terms in this study because of the lack of IBFFM and IBFM computer codes able to handle them. As seen in Fig. 1, the IBM-2 surface is much flatter than the HFB far away from the global mean-field minimum. This is a consequence of the reduced IBM model space and it has already been found and discussed in great details in our previous studies [47, 48]. These are not serious limitations as the most relevant configurations for the study of low-lying collective states are those around the global minimum and we have paid special attention to reproduce them.

The energy spectrum provided by the IBM-2 Hamiltonian for ^{124}Xe is compared in Fig. 2 with the experimental data [53]. As can be seen, our calculations reproduce well the experimental spectrum without any phenomenological adjustment. Both the theoretical and experimental spectra exhibit features resembling those of the $O(6)$ dynamical symmetry, i.e., $R_{4/2} = E(4_1^+)/E(2_1^+) \approx 2.5$, a low-lying 2_2^+ level close to the 4_1^+ one and the nearly staggered energy systematic of the γ -band (i.e., 2_2^+ , $(3_1^+, 4_2^+)$, $(5_1^+, 6_2^+)$, ... etc).

B. Odd-mass nuclei

Let us turn our attention to the nuclei ^{123}Xe and ^{125}Cs . The low-lying positive- and negative-parity states obtained for those nuclei are shown in Fig. 3. They are compared with the available experimental data [53]. Our results suggest that the low-lying positive-parity states in ^{123}Xe are mainly built via the coupling of the odd neutron hole in the $3s_{1/2}$ and $2d_{3/2}$ single-particle orbitals to the even-even boson core (^{124}Xe). On the other hand, the negative-parity states are accounted for by the unique-parity $1h_{11/2}$ single-particle configuration. As seen in Fig. 3 our results agree well with the experiment for both parities. In the case of ^{125}Cs , the low-lying

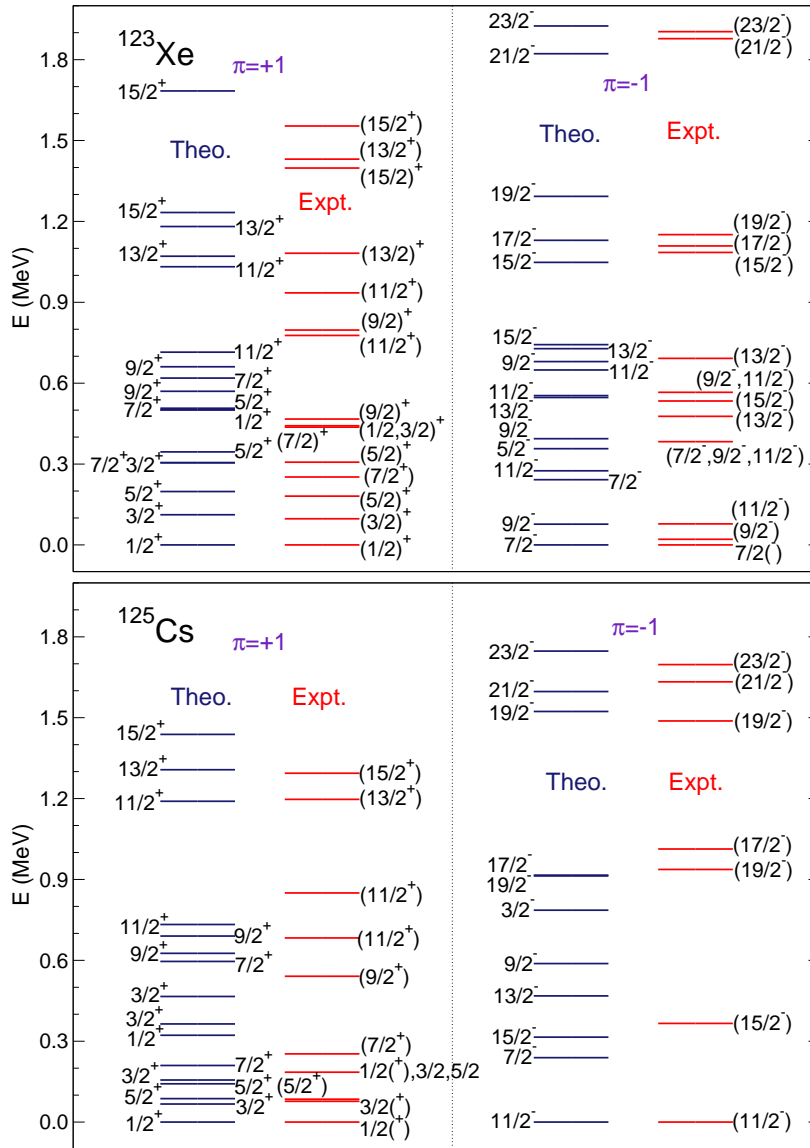


FIG. 3. Same as Fig. 2, but for the odd- N ^{123}Xe and odd- Z ^{125}Cs nuclei. The spin and/or parity in parentheses have not been established experimentally.

positive-parity states are mainly based on the $1g_{7/2}$ and $2d_{5/2}$ single-particle configurations. In the lower panels of Fig. 3 a reasonable agreement between the predicted IBFFM-2 and the experimental spectra is observed.

C. Odd-odd Cs isotopes

1. Energy spectra for the low-spin low-energy states

Let us now discuss the results obtained for odd-odd Cs nuclei. We will consider low-spin low-energy states up to an excitation energy $E_x \approx 1$ MeV. Our calculation indicates that those states are mainly based on normal-parity (i.e., sdg) orbitals.

The spectra obtained for $^{124,126,128,130,132}\text{Cs}$ are depicted in Figs. 4–8, respectively. In the case of ^{124}Cs (see, Fig. 4), the predicted positive- and negative-parity states agree well with the experimental ones. The IBFFM-2 wave function of the 1_1^+ ground state is composed of the mixture of several single-particle configurations among which, the largest (about 50 %) contribution comes from the odd neutron hole in the $3s_{1/2}$ orbital. As for the negative-parity states, the predicted IBFFM-2 wave functions for the lowest 4_1^- , 5_1^- , and 6_1^- states are complex mixtures of different single-particle configurations. In those states, the neutron $\nu h_{11/2}$ coupled to the proton in either $3s_{1/2}$, $2d_{3/2}$, $2d_{5/2}$, or $1g_{7/2}$ positive-parity orbital plays a dominant role.

In the case of ^{126}Cs (see, Fig. 5), the agreement with

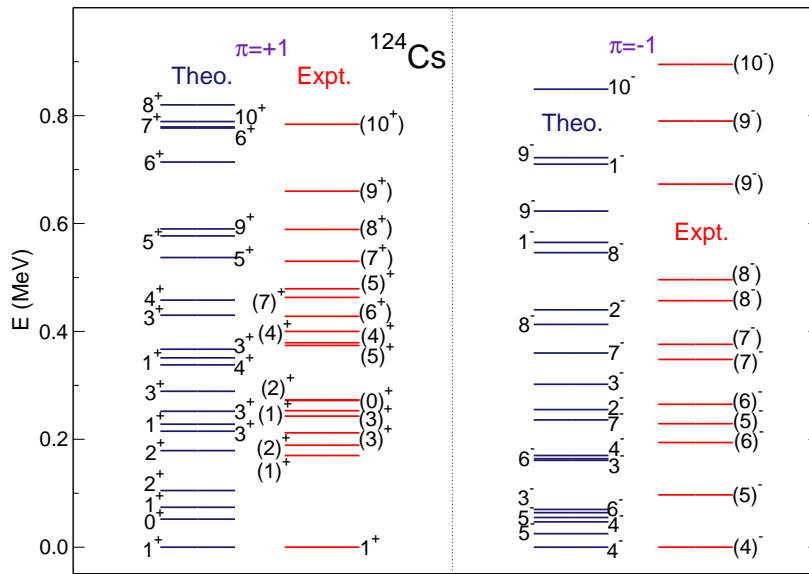


FIG. 4. (Color online) Low-lying positive- and negative-parity states of the odd-odd nucleus ^{124}Cs . Experimental energy levels are taken from Ref. [53].

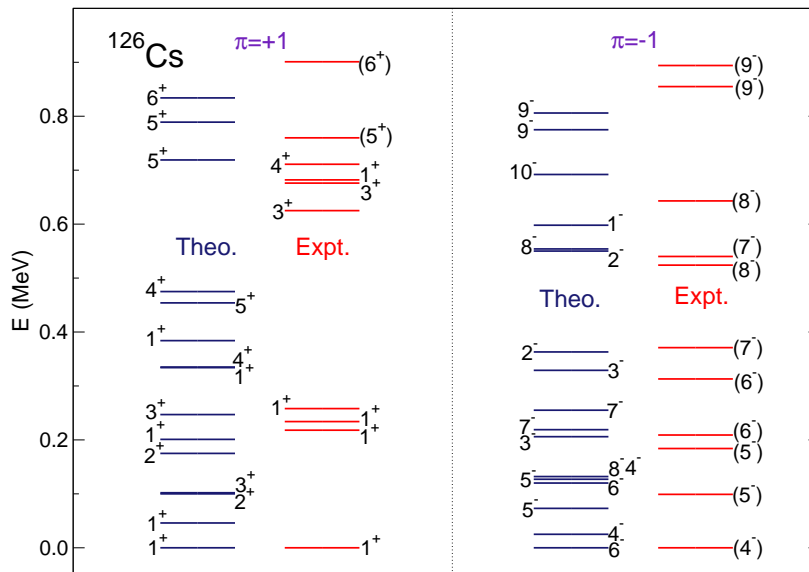
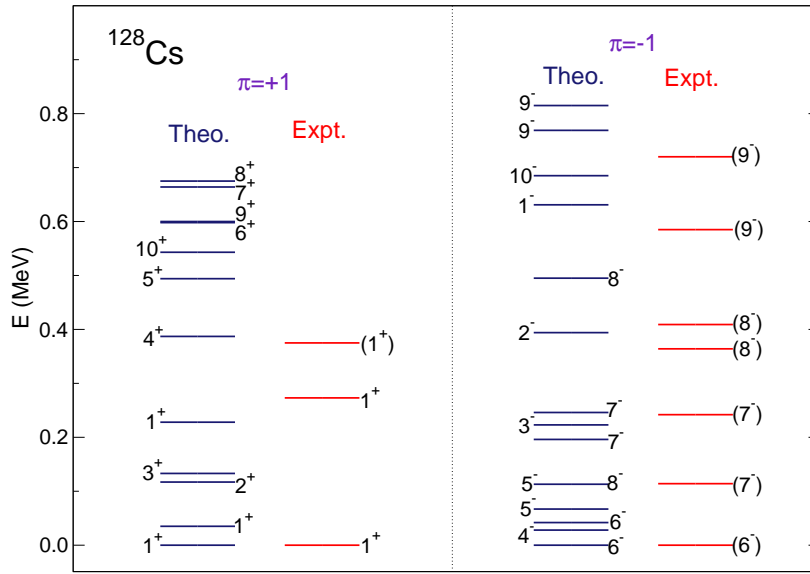
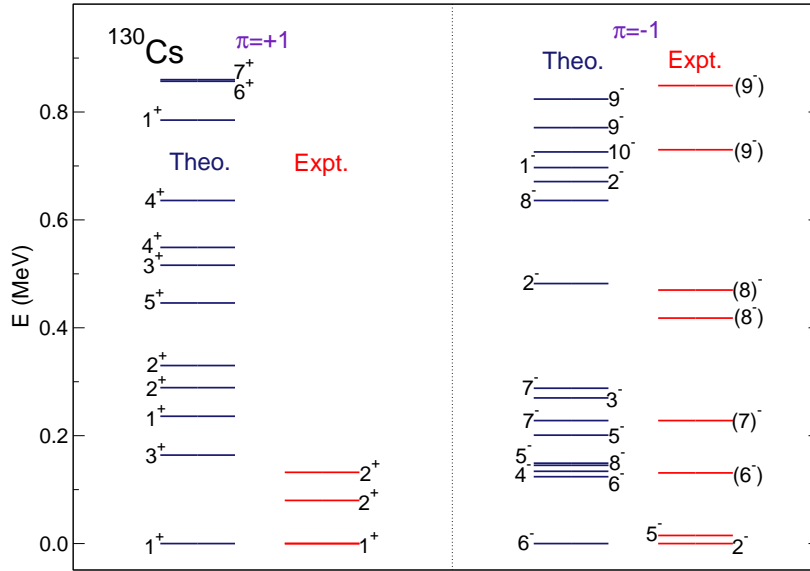


FIG. 5. (Color online) Same as in Fig. 4 but for ^{126}Cs . Experimental data for positive- and negative-parity states are taken from Refs. [53] and [55], respectively.

the experiment is as good as for ^{124}Cs . The structure of the wave functions corresponding to the lowest positive-parity states is similar to the one obtained for ^{124}Cs (i.e., they are mainly accounted for by the $(\nu s_{1/2})^{-1} \otimes \pi s d g$ configuration). In our calculation the lowest-energy negative-parity state is predicted to be the 6_1^- one. The main component (47 %) of the IBFFM-2 wave function of this 6_1^- state is the configuration $[(\nu h_{11/2})^{-1} \otimes \pi g_{7/2}]^{(J=8^-)}$. Experimentally, the 4^- state is suggested to be the lowest negative-parity state, and

the tentative 6_1^- level is found at a much higher excitation energy than in our calculation. However, for most of the low-lying negative-parity states both spin and parity have not been firmly established.

The experimental data are more scarce for the ^{128}Cs nucleus, as well as for the heavier ones $^{130,132}\text{Cs}$. For the nucleus ^{128}Cs , experimental information is only available for a couple of 1^+ states. Here, we stress that our calculations reproduce the correct ground-state spin $I = 1_1^+$. Note, that the predicted 1_2^+ and 1_3^+ non-yrast states are

FIG. 6. Same as in Fig. 4 but for ^{128}Cs .FIG. 7. Same as in Fig. 4 but for ^{130}Cs .

found below 200 keV excitation energy, somewhat similar to the experimental situation. Furthermore, we also obtain 2^+ and 3^+ states below 200 keV. The structure of the 1_1^+ , 2_1^+ , and 3_1^+ wave functions is similar to the one in ^{124}Cs and ^{126}Cs . Concerning the negative-parity states of ^{128}Cs , the predicted low-spin levels are in reasonable agreement with the experimental ones. However, our calculations suggest several states near the ground state, that have not been observed experimentally (i.e., a 4^- and two 5^- states, and the second 6^- state).

The positive-parity low-spin spectrum obtained for ^{130}Cs is shown in Fig. 7. Once more, our calculations

predict the correct ground-state spin $I = 1^+$. However, the two experimental 2^+ states around 100 keV excitation energy are overestimated by a factor of three. This is not surprising as the excitation energy of levels is often overestimated within the IBM framework, for those nuclei near a shell closure and the reason is the decreasing number of active bosons. This also seems to be the case for both ^{130}Cs and ^{132}Cs . In addition, the structure of the IBFFM-2 wave function corresponding to the 1_1^+ state turns out to be slightly different than the ground states of the lighter odd-odd systems $^{124-128}\text{Cs}$. The contribution of the $\nu d_{3/2}$ single-particle configuration be-

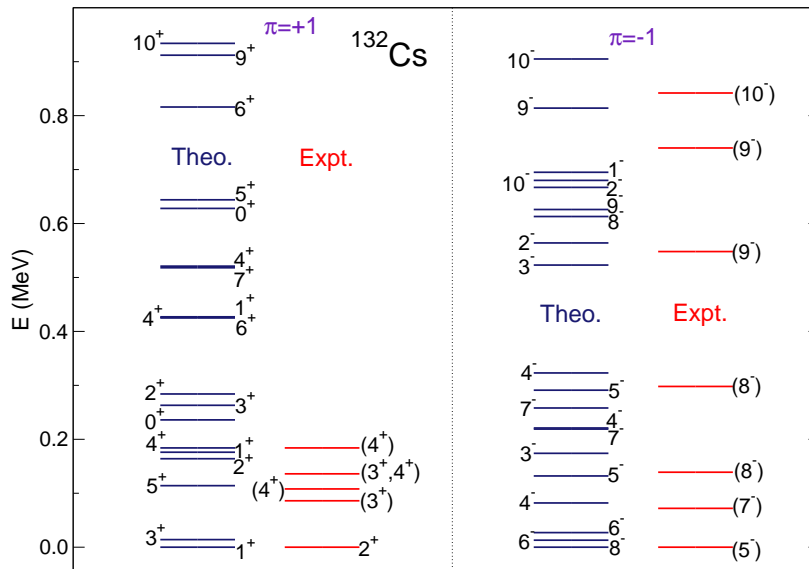


FIG. 8. Same as in Fig. 4 but for ^{132}Cs .

comes larger in $^{130,132}\text{Cs}$ than in $^{124-128}\text{Cs}$. The HFB deformation energy surfaces obtained for even-even Xe isotopes [54] exhibit a structural change from ^{128}Xe (γ -soft shape with a shallow triaxial minimum) to ^{130}Xe (nearly spherical shape with a shallow prolate minimum). Such a structural change in the even-even systems seems to be more or less translated into the structure of the IBFFM-2 wave functions of the odd-odd systems. As can be seen from Fig. 7, the disagreement with the experimental data is more pronounced for negative-parity states. The energies of the 2_1^- and 5_1^- levels, which are suggested to be the lowest negative-parity states experimentally, are however too high in our calculations.

Finally, the positive- and negative-parity low-spin low-energy spectra obtained for ^{132}Cs are depicted in Fig. 8. Here, the comparison with the experiment is worse, but one should keep in mind that this nucleus is the closest to the $N = 82$ shell closure. As a result, the number of neutron $N_\nu = 2$ and proton $N_\pi = 2$ bosons is probably not enough for a detailed description of the level structure in the framework of the IBM. Other possible reasons are first that the single-particle energies and occupation probabilities for odd nucleons, obtained from the Gogny-D1M calculation, may not be realistic enough in this case. Finally, the fixed values of the strengths and/or the forms of the residual neutron-proton interactions employed in the IBFFM-2 Hamiltonian are too restrictive.

2. $E2$ and $M1$ moments of lowest-lying states

As for the electromagnetic properties of the lowest-lying states in odd-odd Cs isotopes, experimental data are only available for the quadrupole $Q(I)$ and magnetic

TABLE IV. Theoretical and experimental quadrupole $Q(I)$ (in eb units) and magnetic $\mu(I)$ (in μ_N units) moments for $^{124-132}\text{Cs}$. The experimental values are taken from Ref. [56].

		Theory	Experiment
^{124}Cs	$Q(1_1^+)$	-0.475	-0.74(3)
	$\mu(1_1^+)$	+0.377	+0.673(3)
^{126}Cs	$Q(1_1^+)$	-0.585	-0.68(2)
	$\mu(1_1^+)$	+0.869	+0.777(4)
^{128}Cs	$Q(1_1^+)$	-0.471	-0.570(8)
	$\mu(1_1^+)$	+0.794	+0.974(5)
^{130}Cs	$Q(1_1^+)$	-0.125	-0.059(6)
	$\mu(1_1^+)$	+0.573	+1.460(7)
	$Q(5_1^-)$	-0.314	+1.45(5)
^{132}Cs	$\mu(5_1^-)$	-1.062	+0.629(4)
	$Q(2_1^+)$	-0.062	+0.508(7)
	$\mu(2_1^+)$	+0.940	+2.222(7)

dipole $\mu(I)$ moments. The theoretical and the available experimental $Q(I)$ and $\mu(I)$ values are compared in Table IV. For the $^{124,126,128}\text{Cs}$ nuclei, the predicted $Q(I)$ and $\mu(I)$ moments agree well with the experimental ones, in both magnitude and sign. However, some of the moments obtained for some states in $^{130,132}\text{Cs}$ are opposite in sign to their experimental counterparts. This corroborates that the energy levels of the corresponding states in these nuclei have not been described well with respect to the experimental data (see, Figs. 7 and 8), and could have occurred because of the assumption of using the fixed strength parameters for the residual neutron-proton interaction \hat{V}_{res} and/or, again, because of the more restricted configuration space for the boson system.

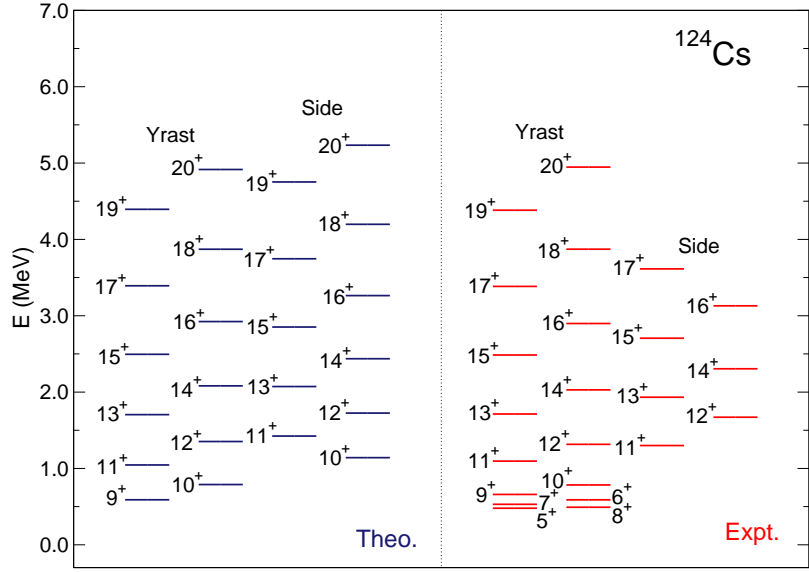


FIG. 9. (Color online) Band structure of the higher-spin higher-energy positive-parity states in ^{124}Cs .

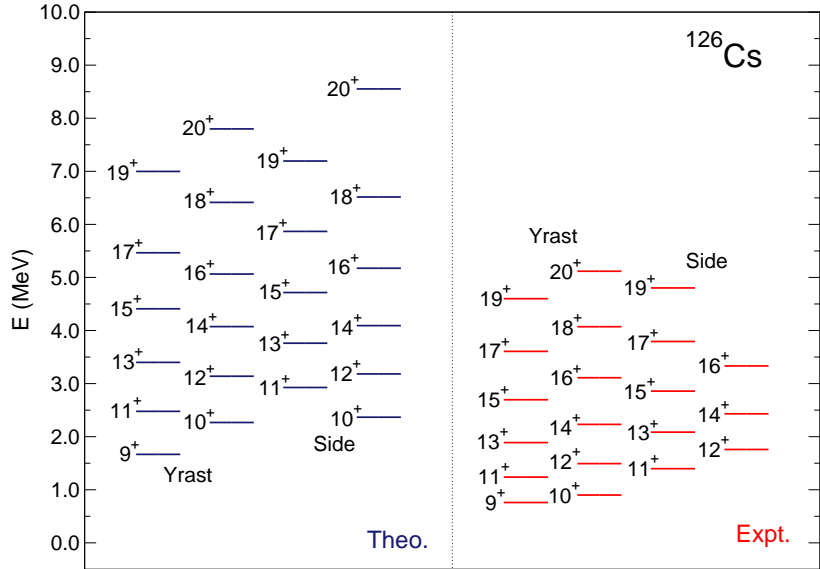


FIG. 10. (Color online) Same as in Fig. 9 but for ^{126}Cs .

3. Band structure of higher-spin states

We have further studied the detailed band structure of the higher-lying higher-spin states in the considered odd-odd Cs isotopes. We have paid special attention to the possible doublet structure expected as a result of the coupling between a neutron hole and a proton in the unique-parity $1h_{11/2}$ orbital. Our calculations suggest that the higher-spin states in most of the considered odd-odd Cs nuclei are almost entirely composed of $[(\nu h_{11/2})^{-1} \otimes \pi h_{11/2}]^{(J)}$ neutron-proton pairs coupled to

the even-even boson core, as expected empirically.

The high-spin bands predicted for the nuclei $^{124,126,128,130,132}\text{Cs}$ are depicted from Figs. 9 to 13, respectively. In each of these figures, for both theoretical and experimental states, the two bands on the left-hand side with the $\Delta I = 1$ level sequence, and the other two bands on the right-hand side with the $\Delta I = 1$ level sequence are identified as the yrast and side bands, respectively. As for the theoretical bands for each nucleus, we have simply grouped the calculated states I_1 (the lowest states with spin I) and I_2 (the second lowest states with spin I) into the yrast and side bands, respectively.

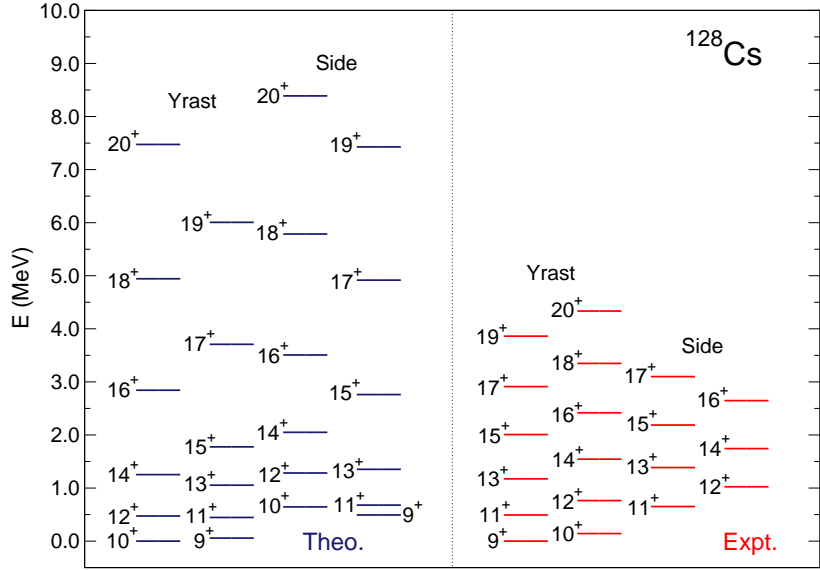


FIG. 11. (Color online) Same as in Fig. 9 but for ^{128}Cs . The theoretical and experimental spectra are normalized with respect to the 10_1^+ and 9_1^+ states, respectively, which are the lowest states based on the $(\nu h_{11/2})^{-1} \otimes \pi h_{11/2}$ configuration.

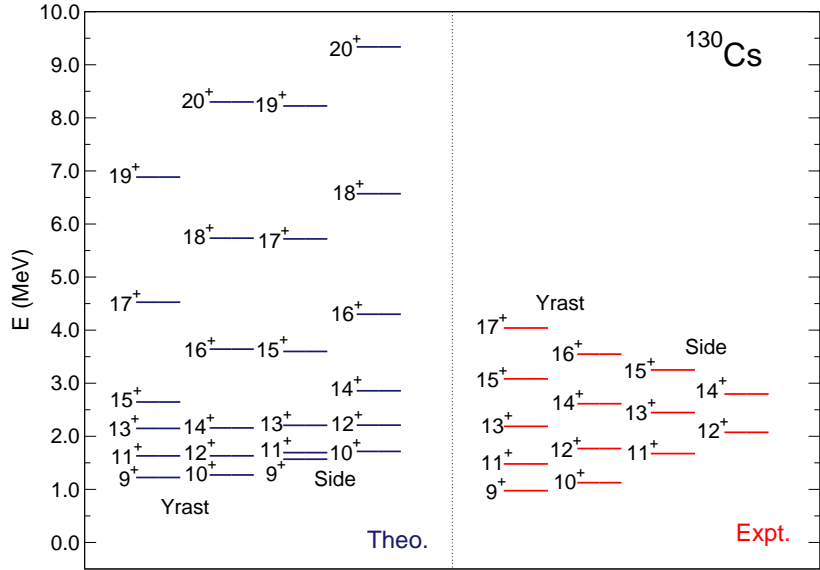


FIG. 12. (Color online) Same as in Fig. 9 but for ^{130}Cs .

In the case of ^{124}Cs (see, Fig. 9) the experimental band structure is well reproduced, including the energies of the band-head states. However, for ^{126}Cs (see, Fig. 10) the band-head energies of the experimental bands are overestimated by a factor of around two. Also, because of the limited size of the boson space as the $N = 82$ shell closure is approached the theoretical bands look more stretched than the experimentally identified ones as the spin increases. Nevertheless, for ^{126}Cs the overall structure of the theoretical spectrum agrees reasonably well with the experimental one. The calculated

higher-spin bands for ^{126}Cs shown in Fig. 10 resemble well the doublet-like bands, i.e., close-lying states with the same spin I . However, the main components of the wave functions of the yrast states up to $I \leq 17^+$ are coming from the coupling between the odd neutron and odd proton in the normal-parity sdg orbitals, not the $[(\nu h_{11/2})^{-1} \otimes \pi h_{11/2}]^{(J)}$ neutron-proton pair configurations as in all the other odd-odd Cs nuclei considered.

As for ^{128}Cs , the absolute energies of the observed bands have not been established experimentally. Therefore, in Fig. 11 both the experimental and calculated en-

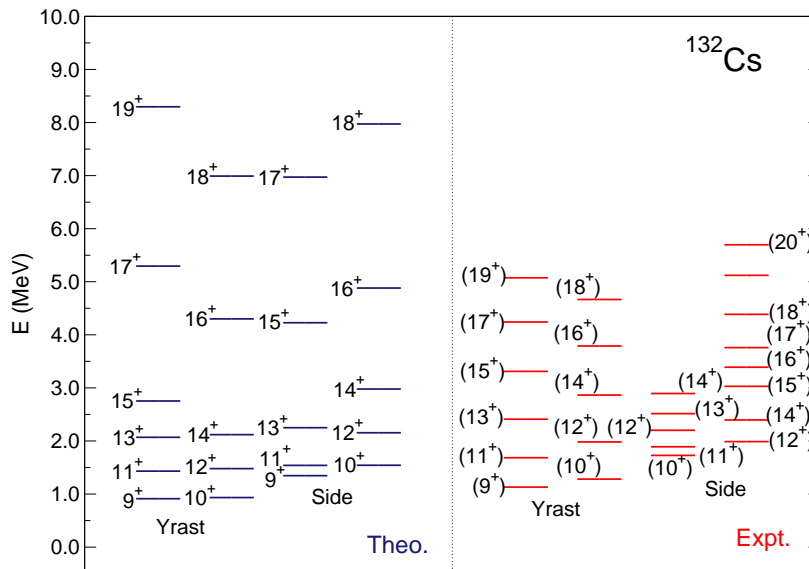


FIG. 13. (Color online) Same as in Fig. 9 but for ^{132}Cs . For the experimental level between the 18^+ and 20^+ states in the side band, even the tentative spin and parity are not known [53].

ergy levels for ^{128}Cs are plotted with respect to the experimental 10_1^+ state, which is suggested to be the band-head of the lowest-energy band based on the $[(\nu h_{11/2})^{-1} \otimes \pi h_{11/2}]^{(J)}$ configuration. In general, the structures of the bands identified experimentally are well reproduced up to $I \approx 16^+$. However, the energy of higher-spin states is overestimated. With increasing spin the stretching of the predicted bands, as compared with the experiment, becomes larger than in ^{126}Cs .

In Figs. 12 and 13, similar doublet-like band structures are obtained also in $^{130,132}\text{Cs}$ and are in a good agreement with the experimental spectra up to relatively low spin, e.g., $I \leq 15^+$. The moments of inertia for higher spin states are considerably underestimated due to the fact that the configuration space of the even-even boson core becomes much smaller for those nuclei close to the neutron shell closure $N = 82$. For instance, in ^{132}Cs there is only one 19^+ state, which is formed by the configuration where four d bosons and a neutron and a proton in the $h_{11/2}$ orbital are all aligned, i.e., $L = 8$ and $[(\nu h_{11/2})^{-1} \otimes \pi h_{11/2}]^{(11)}$. Also there is no state with spin higher than $I = 19^+$. Possible solutions to improve the description of the higher-spin states in the IBFFM-2 can be, for instance, the inclusions of an additional boson degree of freedom, e.g., $L = 4^+$ (g) boson, and of higher quasiparticle excitations or broken pairs. These extensions are, however, out of the scope of the present study.

4. $B(E2)$ and $B(M1)$ systematic in the high-spin states

To identify possible signatures of chirality we have considered, in addition to energy levels, the systematic of the $E2$ and $M1$ transitions with increasing spin. Our analysis of the $B(E2)$ and $B(M1)$ patterns suggests that there are many examples in the odd-odd Cs nuclei that can be considered candidates to display chirality. In particular, the observed $B(E2; I \rightarrow I - 2)$ and $B(M1; I \rightarrow I - 1)$ intra-band and inter-band transitions in the yrast and second-lowest bands of the ^{128}Cs nucleus show a definite staggering pattern as a function of the angular momentum [30]. Such a selection rule has been derived from symmetry considerations applied to a simple particle-rotor model [29]. Nevertheless, they can still be used to benchmark our calculations.

The predicted $B(E2; I \rightarrow I - 2)$ transition rates for most of the considered double-odd nuclei $^{124-132}\text{Cs}$ (see, panels (a1) to (e1) on the left-hand side of Fig. 14) do not show any such staggering as the one that appears in the simplified model [29]. For the yrast band they evolve monotonously or stay rather constant with I . In some of the $B(E2)$ transitions shown, at particular spin their values almost vanish, e.g., the $B(E2; 16_2^+ \rightarrow 14_2^+)$ transition rate in ^{128}Cs in panel (c1). Particularly irregular I -dependence of the predicted $B(E2)$ rates is found for the ^{126}Cs nucleus (see, panel (b1)). This is because certain mixing among states with a given spin tends to occur and, therefore, the assignments of the lowest states I_1 into the yrast band and of the second-lowest states I_2 into the side band are, in some cases, not adequate. In a number of the odd-odd Cs nuclei, however, a certain staggering pattern, similar to the one in the observed

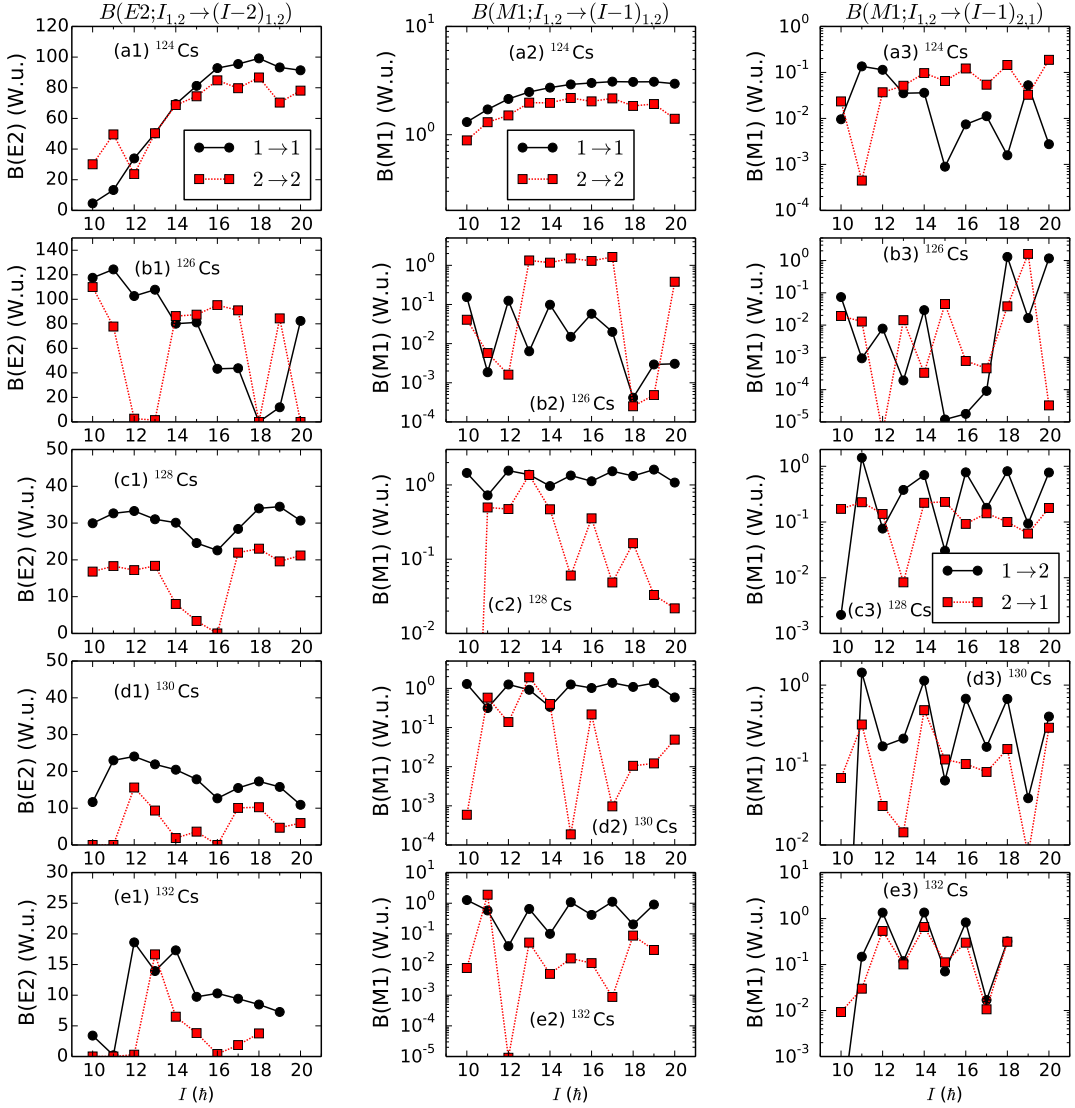


FIG. 14. (Color online) The calculated $B(E2; I \rightarrow I - 2)$ and $B(M1; I \rightarrow I - 1)$ transition strengths (in Weisskopf units) for the positive-parity bands of the $^{124-132}\text{Cs}$ nuclei. Left column (panels (a1) to (e1)): the intra-band $B(E2; I_{1,2} \rightarrow (I - 2)_{1,2})$ transition rates between the yrast states (I_1 and $(I - 2)_1$) and between the second lowest states (I_2 and $(I - 2)_2$) with a given spin I . Middle column (panels (a2) to (e2)): the intra-band $B(M1; I_{1,2} \rightarrow (I - 1)_{1,2})$ transition strengths. Right column (panels (a3) to (e3)): the inter-band $B(M1; I_{1,2} \rightarrow (I - 1)_{2,1})$ transition strengths.

$B(M1; I \rightarrow I - 1)$ rates for ^{128}Cs [30], has been obtained in the calculated $B(M1; I \rightarrow I - 1)$ rates for both the intra- (middle panels (a2) to (e2) of Fig. 14) and inter-band (right panels (a3) to (e3)) transitions.

As yet another indication of the chiral bands, we show in Fig. 15 the ratio of the calculated $B(M1; I \rightarrow I - 1)$ to $B(E2; I \rightarrow I - 2)$ rates of the yrast and side bands for all the odd-odd Cs nuclei. A number of experimental values for these quantities are available in Refs. [57–62]. Our results show a staggering pattern of the $B(M1)/B(E2)$ ratio as a function of angular momentum I for both yrast and side bands in all the considered odd-odd Cs nuclei, except ^{124}Cs (panel (a1) of Fig. 15). The theoretical val-

ues are consistent with the empirical trend (shown on the right-hand side of Fig. 15). However, the predicted $B(M1)/B(E2)$ values are much larger in magnitude and show a more irregular I -dependence than the experimental data. The quantitative disagreement can be expected from the behavior of the calculated $B(E2; I_{1,2} \rightarrow (I - 2)_{1,2})$ (Figs. 14(a1-e1)) and $B(M1; I_{1,2} \rightarrow (I - 1)_{1,2})$ (Figs. 14(a2-e2)) values as functions of I .

In order to examine whether the predicted yrast and side bands can be considered partners of the chiral doublet, we show in Fig. 16 the quadrupole moment $Q(I)$ (in eb units) and the g -factor for the corresponding states in the considered odd-odd $^{124-132}\text{Cs}$ nuclei. The $Q(I)$

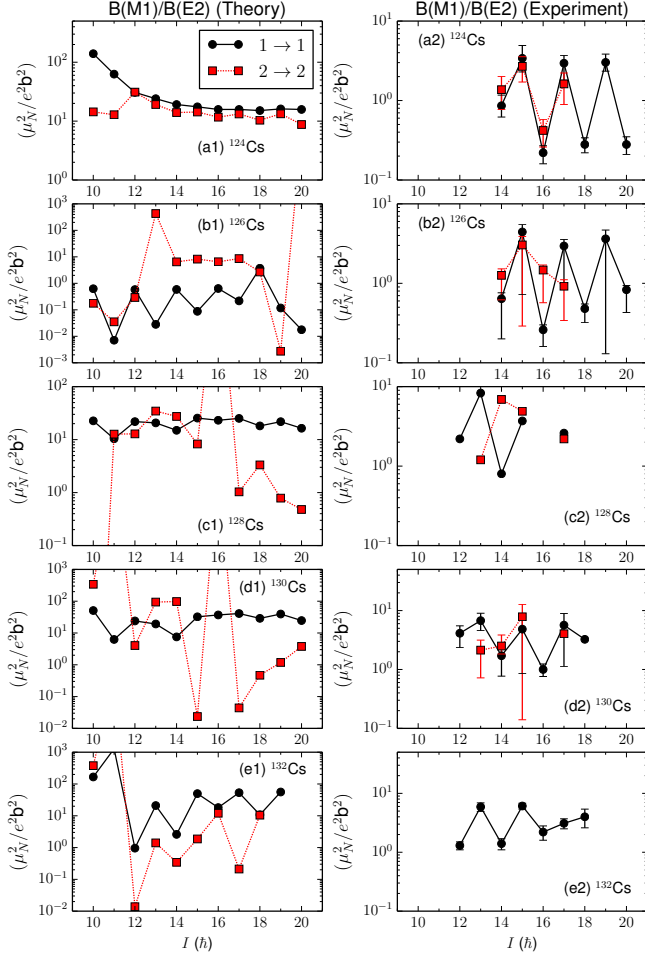


FIG. 15. (Color online) The calculated and experimental values of the ratio $B(M1; I \rightarrow I - 1)/B(E2; I \rightarrow I - 2)$ (in μ_N^2/e^2b^2 units) are plotted as a function of I for the positive-parity yrast and side bands of the odd-odd nuclei $^{124-132}\text{Cs}$. The experimental data are taken from Refs. [57–62]. Note that calculated $B(M1)/B(E2)$ values lying well outside of the scale of the vertical axis are not shown.

values are negative and decrease in magnitude with increasing spin. In addition, we have obtained similar $Q(I)$ values and I -dependence, for both bands. The above observation does not apply to the results for the ^{126}Cs nucleus in panel (b1). This is because, as we mentioned earlier, the states in the yrast and side bands for ^{126}Cs in particular, predicted in the present calculation, have different wave function contents. Namely, the side-band states are mainly composed of the $[(\nu h_{11/2})^{-1}\pi h_{11/2}]^{(J)}$ single-particle configuration, but this is not the case for those states in the yrast band. In all the odd-odd Cs nuclei, the g -factor values, depicted on the right-hand side of the same figure, are quite similar (around 0.5) for both bands. Note, that the g -factor obtained for the $I = 9^+$ yrast state for ^{128}Cs agrees well with the experimental value $(+0.59 \pm 0.01)$ [32].

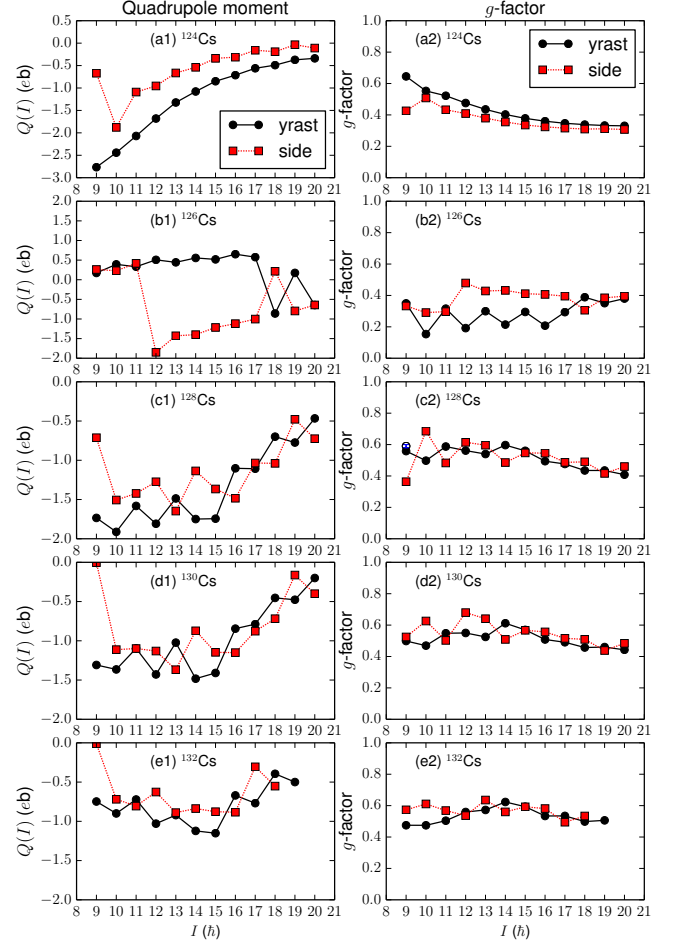


FIG. 16. (Color online) Electric quadrupole moment $Q(I)$ (in eb units) and g -factor as functions of angular momentum I of the higher-spin yrast and side band states of the studied odd-odd Cs isotopes. In panel (c2), the experimental value for the g -factor of $+0.59 \pm 0.01$ for the yrast 9^+ state of ^{128}Cs [32] is shown as an open circle.

5. Dependence on the residual neutron-proton interaction

Finally we examine how the spectroscopic results from the IBFFM-2 depend on the choice of the strength parameters for the residual neutron-proton interaction \bar{V}_{res} (see, Eq. (7)). In Fig. 17 we depict the evolution of the calculated excitation energies for a few low-lying positive-parity (panels (a1)–(d1) on the left-hand side of Fig. 17) and negative-parity (panels (a2)–(d2) on the right-hand side) yrast states of the ^{128}Cs nucleus as functions of the strength parameter for the tensor interaction u_T (in MeV), in the cases of different values of the parameter for the delta interaction, i.e., $u_D = 1.4$ MeV (panels (a1,a2)), 0.7 MeV (panels (b1,b2)), 0.0 MeV (panels (c1,c2)), and -0.7 MeV (panels (d1,d2)). The calculated excitation energies, especially for the positive-parity ones, do not seem to have a strong dependence on the parameter u_D

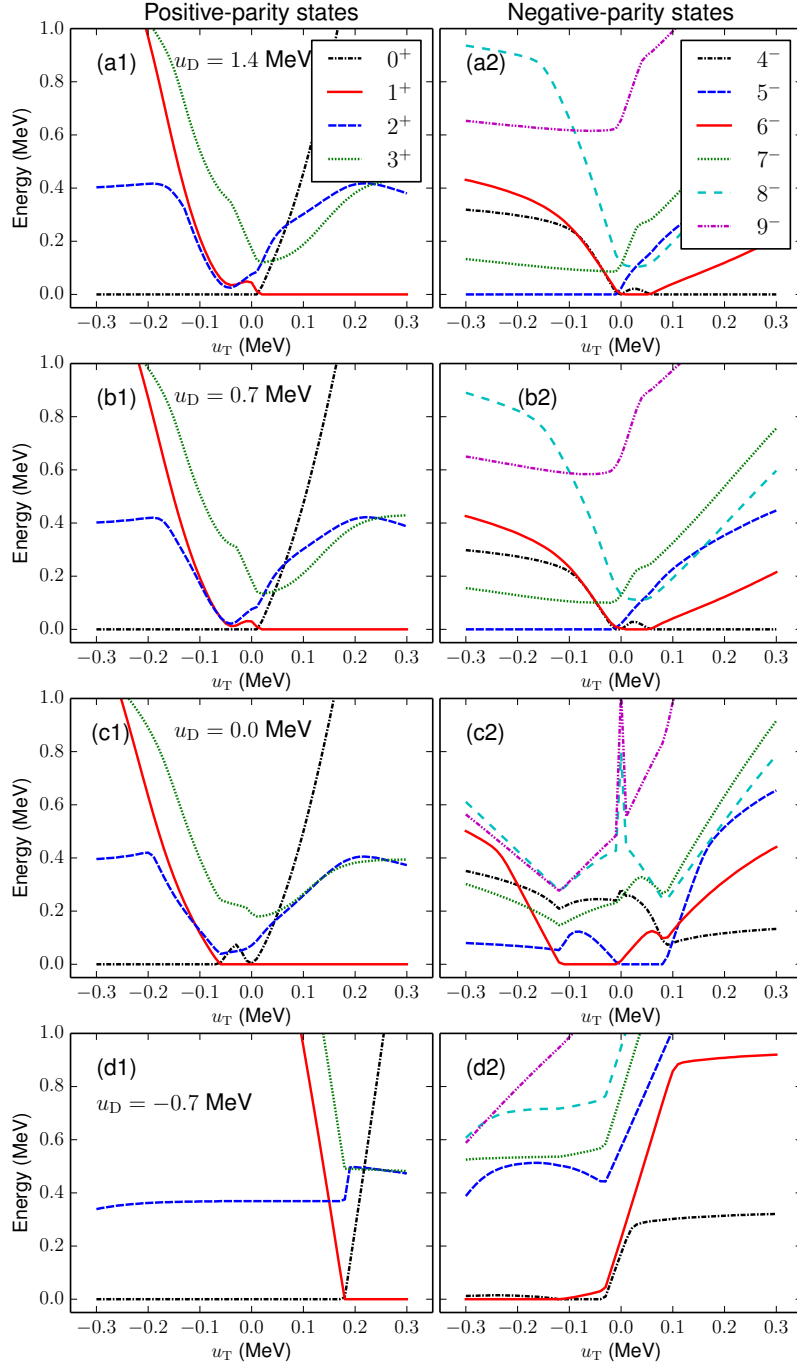


FIG. 17. (Color online) Excitation energies of the low-lying positive- and negative-parity yrast states of the ^{128}Cs nucleus as functions of the parameters u_T in the cases of different values of the parameter u_D , i.e., $u_D = 1.4$ MeV (panels (a1,a2)), 0.7 MeV (panels (b1,b2)), 0.0 MeV (panels (c1,c2)), and -0.7 MeV (panels (d1,d2)).

for $u_D > 0$ MeV, but are rather sensitive to $u_T > 0$ MeV. Our choice, i.e., the value of the parameter u_T , that is somewhere in the range $0 < u_T < 0.05$, as well as the value of u_D to be approximately 0.7 MeV, seems to be optimal for reproducing the ground-state spin for both the positive- and negative-parities, i.e., $I = 1_1^+$ and 6_1^- ,

respectively.

Similarly, in Fig. 18 we plot the calculated quadrupole $Q(1_1^+)$ and magnetic $\mu(1_1^+)$ moments for the ground state 1_1^+ of the ^{128}Cs nucleus as functions of the strength parameter u_T , in the cases of different values of the parameter $u_D = 1.4, 0.7, 0.0$, and -0.7 MeV. Both the

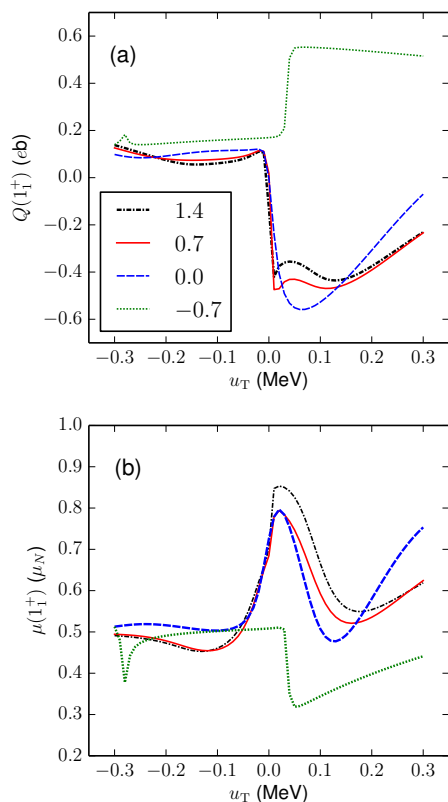


FIG. 18. (Color online) The calculated quadrupole (a) and magnetic (b) moments of the 1_1^+ ground state for the ^{128}Cs nucleus as functions of the parameters u_T in the cases of different values of the parameter u_D , i.e., $u_D = 1.4, 0.7, 0.0,$ and -0.7 MeV.

$Q(1_1^+)$ and $\mu(1_1^+)$ values depend somewhat largely on the parameter u_T with $u_T > 0$ MeV, but are much less sensitive to the parameter $u_D > 0$ MeV. The chosen value for the tensor interaction strength u_T of 0.02 MeV gives both the $Q(1_1^+)$ and $\mu(1_1^+)$ values close to the corresponding experimental data, $Q(1_1^+) = -0.570 \pm 0.08$ eb and $\mu(1_1^+) = +0.974 \pm 0.005$ μ_N , respectively.

Similar parameter dependences of the excitation energies and moments have been obtained for the other odd-odd Cs studied here. In principle, one could use the values of the u_D and u_T parameters different from nucleus to nucleus and/or between both parities. We have used the fixed values for the u_D and u_T parameters only for the sake of simplicity. Nevertheless, we consider the chosen values of the u_D and u_T strength parameters realistic in a sense that the overall description of the energy levels of the low-lying low-spin states for the studied odd-odd nuclei is reasonable.

IV. SUMMARY AND CONCLUDING REMARKS

The spectroscopic properties of the odd-odd nuclei $^{124-132}\text{Cs}$ have been analyzed using the interacting boson-fermion-fermion (IBFFM-2) framework with microscopic input from mean field calculations with the Gogny-D1M energy density functional. The (β, γ) -deformation energy surface for even-even boson-core Xe isotopes as well as single-particle energies and occupation probabilities of unpaired nucleons in odd-N Xe, odd-Z Cs and odd-odd Cs nuclei obtained from the mean field calculation are used to build, via a mapping procedure, the corresponding IBFFM-2 Hamiltonian. In its current implementation, the method still requires a few coupling constants of the boson-fermion and residual neutron-proton interactions to be fitted to the experiment. The diagonalization of the corresponding IBFFM-2 Hamiltonian provides wave functions, energy levels as well as other spectroscopic properties such as E2 and M1 transition rates.

It has been shown, that the (mapped) IBFFM-2 model describes reasonably well both the positive- and negative-parity low-lying low-spin states of the considered odd-odd Cs nuclei, especially in the case of $^{124,126,128}\text{Cs}$. This is a remarkable result, considering the significant reduction of parameters with respect to previous IBFFM calculations. However, in some of the odd-odd nuclei (e.g., in ^{132}Cs) the ordering of both the positive- and negative-parity levels close to the ground state could not be correctly reproduced by our calculations. Some possible explanations for this failure are the limited number of active bosons in the even-even core near the shell closure; the possibility that the adopted single-particle energies and occupation numbers provided by the Gogny-D1M HFB approach may not be realistic enough; finally the use of fixed strengths for the whole isotopic chain for the residual neutron-proton interaction in the IBFFM-2 Hamiltonian.

We have also studied the band structure of the higher-spin positive-parity states in the considered odd-odd Cs nuclei. Our calculations provide a reasonable quantitative description of the excitation energies of these bands up to $I \approx 20^+$ except for the excitation energy of the band-heads of ^{126}Cs which are overestimated. We have identified many of the double-odd Cs nuclei as good candidate for the existence of chiral doublet bands. In particular, the calculated $B(M1; I \rightarrow I - 1)$ transition rates exhibit staggering patterns with increasing angular momentum. This result agrees well with the selection rule derived by simple symmetry considerations [29]. All in all, the results of this study suggest that the employed theoretical methods can be potentially used to describe even such a type of nuclear excitation as chirality.

ACKNOWLEDGMENTS

The work of KN is financed within the Tenure Track Pilot Program of the Croatian Science Foundation and the École Polytechnique Fédérale de Lausanne and the Project TTP-2018-07-3554 Exotic Nuclear Structure and Dynamics, with funds of the Croatian-Swiss Re-

search Program. the Croatian Science Foundation and École Polytechnique Fédérale de Lausanne under the Swiss-Croatian Corporation Program No. TTP-2018-07-3554. The work of LMR was supported by the Spanish Ministry of Economy and Competitiveness (MINECO) Grants No. FPA2015-65929-MINECO and FIS2015-63770-MINECO.

-
- [1] P. Ring and P. Schuck, *The nuclear many-body problem* (Berlin: Springer-Verlag, 1980).
- [2] M. Bender, P.-H. Heenen, and P.-G. Reinhard, *Rev. Mod. Phys.* **75**, 121 (2003).
- [3] L. M. Robledo, T. R. Rodríguez, and R. R. Rodríguez-Guzmán, *Journal of Physics G: Nuclear and Particle Physics* **46**, 013001 (2019), URL <http://stacks.iop.org/0954-3899/46/i=1/a=013001>.
- [4] B. Bally, B. Avez, M. Bender, and P.-H. Heenen, *Phys. Rev. Lett.* **113**, 162501 (2014).
- [5] M. Borrajo and J. L. Egido, *The European Physical Journal A* **52**, 277 (2016), ISSN 1434-601X, URL <http://dx.doi.org/10.1140/epja/i2016-16277-8>.
- [6] J. Dobaczewski, A. Afanasjev, M. Bender, L. Robledo, and Y. Shi, *Nuclear Physics A* **944**, 388 (2015), ISSN 0375-9474, special Issue on Superheavy Elements, URL <http://www.sciencedirect.com/science/article/pii/S0375947415001633>.
- [7] E. Caurier, G. Martínez-Pinedo, F. Nowacki, A. Poves, and A. P. Zuker, *Rev. Mod. Phys.* **77**, 427 (2005).
- [8] K. Nomura, R. Rodríguez-Guzmán, and L. M. Robledo, *Phys. Rev. C* **99**, 034308 (2019), URL <https://link.aps.org/doi/10.1103/PhysRevC.99.034308>.
- [9] J. Decharge and M. Girod and D. Gogny, *Phys. Lett. B* **55**, 361 (1975).
- [10] S. Gorieli, S. Hilaire, M. Girod, and S. Péru, *Phys. Rev. Lett.* **102**, 242501 (2009).
- [11] F. Iachello and A. Arima, *The interacting boson model* (Cambridge University Press, Cambridge, 1987).
- [12] F. Iachello and O. Scholten, *Phys. Rev. Lett.* **43**, 679 (1979).
- [13] O. Scholten, *Prog. Part. Nucl. Phys.* **14**, 189 (1985).
- [14] F. Iachello and P. Van Isacker, *The interacting boson-fermion model* (Cambridge University Press, Cambridge, 1991).
- [15] S. Brant, V. Paar, and D. Vretenar, *Zeitschrift für Physik A Atoms and Nuclei* **319**, 355 (1984), ISSN 0939-7922, URL <https://doi.org/10.1007/BF01412551>.
- [16] R. Casten and P. V. Brentano, *Physics Letters B* **152**, 22 (1985), ISSN 0370-2693, URL <http://www.sciencedirect.com/science/article/pii/0370269385911311>.
- [17] A. Sevrin, K. Heyde, and J. Jolie, *Phys. Rev. C* **36**, 2631 (1987), URL <https://link.aps.org/doi/10.1103/PhysRevC.36.2631>.
- [18] J. Yan, O. Vogel, P. von Brentano, and A. Gelberg, *Phys. Rev. C* **48**, 1046 (1993), URL <https://link.aps.org/doi/10.1103/PhysRevC.48.1046>.
- [19] O. Vogel, P. Van Isacker, A. Gelberg, P. von Brentano, and A. Dewald, *Phys. Rev. C* **53**, 1660 (1996), URL <https://link.aps.org/doi/10.1103/PhysRevC.53.1660>.
- [20] T. Mizusaki and T. Otsuka, *Prog. Theor. Phys. Suppl.* **125**, 97 (1996).
- [21] N. Yoshinaga and K. Higashiyama, *Phys. Rev. C* **69**, 054309 (2004), URL <https://link.aps.org/doi/10.1103/PhysRevC.69.054309>.
- [22] Z. P. Li, T. Nikšić, D. Vretenar, and J. Meng, *Phys. Rev. C* **81**, 034316 (2010).
- [23] K. Nomura, N. Shimizu, D. Vretenar, T. Nikšić, and T. Otsuka, *Phys. Rev. Lett.* **108**, 132501 (2012).
- [24] P. Cejnar, J. Jolie, and R. F. Casten, *Rev. Mod. Phys.* **82**, 2155 (2010).
- [25] R. F. Casten and N. V. Zamfir, *Phys. Rev. Lett.* **85**, 3584 (2000), URL <http://link.aps.org/doi/10.1103/PhysRevLett.85.3584>.
- [26] L. Coquard, N. Pietralla, T. Ahn, G. Rainovski, L. Bettermann, M. P. Carpenter, R. V. F. Janssens, J. Leske, C. J. Lister, O. Möller, et al., *Phys. Rev. C* **80**, 061304 (2009), URL <https://link.aps.org/doi/10.1103/PhysRevC.80.061304>.
- [27] F. Iachello, *Phys. Rev. Lett.* **85**, 3580 (2000), URL <http://link.aps.org/doi/10.1103/PhysRevLett.85.3580>.
- [28] S. Frauendorf and J. Meng, *Nuclear Physics A* **617**, 131 (1997), ISSN 0375-9474, URL <http://www.sciencedirect.com/science/article/pii/S0375947497000043>.
- [29] T. Koike, K. Starosta, and I. Hamamoto, *Phys. Rev. Lett.* **93**, 172502 (2004), URL <https://link.aps.org/doi/10.1103/PhysRevLett.93.172502>.
- [30] E. Grodner, J. Srebrny, A. A. Pasternak, I. Zalewska, T. Morek, C. Droste, J. Mierzejewski, M. Kowalczyk, J. Kownacki, M. Kisieliński, et al., *Phys. Rev. Lett.* **97**, 172501 (2006), URL <https://link.aps.org/doi/10.1103/PhysRevLett.97.172501>.
- [31] K. Starosta and T. Koike, *Physica Scripta* **92**, 093002 (2017), URL <https://doi.org/10.1088%2F1402-4896%2F92a800e>.
- [32] E. Grodner, J. Srebrny, C. Droste, L. Próchniak, S. G. Rohoziński, M. Kowalczyk, M. Ionescu-Bujor, C. A. Ur, K. Starosta, T. Ahn, et al., *Phys. Rev. Lett.* **120**, 022502 (2018), URL <https://link.aps.org/doi/10.1103/PhysRevLett.120.022502>.
- [33] S. Brant, D. Vretenar, and A. Ventura, *Phys. Rev. C* **69**, 017304 (2004), URL <https://link.aps.org/doi/10.1103/PhysRevC.69.017304>.
- [34] Yoshinaga, N. and Higashiyama, K., *Eur. Phys. J. A* **30**, 343 (2006), URL <https://doi.org/10.1140/epja/i2006-10141-6>.
- [35] K. Higashiyama, N. Yoshinaga, and K. Tanabe, *Phys. Rev. C* **72**, 024315 (2005), URL <https://link.aps.org/doi/10.1103/PhysRevC.72.024315>.

- [36] Higashiyama, K. and Yoshinaga, N., *Eur. Phys. J. A* **33**, 355 (2007), URL <https://doi.org/10.1140/epja/i2007-10457-7>.
- [37] K. Higashiyama and N. Yoshinaga, *Phys. Rev. C* **88**, 034315 (2013), URL <https://link.aps.org/doi/10.1103/PhysRevC.88.034315>.
- [38] L. Zuffi, S. Brant, and N. Yoshida, *Phys. Rev. C* **68**, 034308 (2003), URL <https://link.aps.org/doi/10.1103/PhysRevC.68.034308>.
- [39] S. Brant, N. Yoshida, and L. Zuffi, *Phys. Rev. C* **74**, 024303 (2006), URL <https://link.aps.org/doi/10.1103/PhysRevC.74.024303>.
- [40] E. Mardones, J. Barea, C. E. Alonso, and J. M. Arias, *Phys. Rev. C* **93**, 034332 (2016), URL <https://link.aps.org/doi/10.1103/PhysRevC.93.034332>.
- [41] J. Engel and J. Menéndez, *Reports on Progress in Physics* **80**, 046301 (2017), URL <https://doi.org/10.1088/2F1361-6633/2Faa5bc5>.
- [42] J. Arias, C. Alonso, and R. Bijker, *Nuclear Physics A* **445**, 333 (1985), ISSN 0375-9474, URL <http://www.sciencedirect.com/science/article/pii/0375947485900739>.
- [43] T. Otsuka, A. Arima, and F. Iachello, *Nucl. Phys. A* **309**, 1 (1978).
- [44] J. M. Arias, C. E. Alonso, and M. Lozano, *Phys. Rev. C* **33**, 1482 (1986), URL <https://link.aps.org/doi/10.1103/PhysRevC.33.1482>.
- [45] N. Yoshida and F. Iachello, *Progress of Theoretical and Experimental Physics* **2013**, 043D01 (2013), URL <http://dx.doi.org/10.1093/ptep/ptt007>.
- [46] I. Morrison, A. Faessler, and C. Lima, *Nuclear Physics A* **372**, 13 (1981), ISSN 0375-9474, URL <http://www.sciencedirect.com/science/article/pii/037594748190083X>.
- [47] K. Nomura, N. Shimizu, and T. Otsuka, *Phys. Rev. Lett.* **101**, 142501 (2008).
- [48] K. Nomura, N. Shimizu, and T. Otsuka, *Phys. Rev. C* **81**, 044307 (2010).
- [49] J. N. Ginocchio and M. W. Kirson, *Nucl. Phys. A* **350**, 31 (1980).
- [50] K. Nomura, T. Nikšić, and D. Vretenar, *Phys. Rev. C* **93**, 054305 (2016).
- [51] K. Nomura, R. Rodríguez-Guzmán, and L. M. Robledo, *Phys. Rev. C* **96**, 014314 (2017), URL <https://link.aps.org/doi/10.1103/PhysRevC.96.014314>.
- [52] N. Yoshida and A. Arima, *Physics Letters B* **164**, 231 (1985), ISSN 0370-2693, URL <http://www.sciencedirect.com/science/article/pii/0370269385903156>.
- [53] Brookhaven National Nuclear Data Center, <http://www.nndc.bnl.gov>.
- [54] K. Nomura, R. Rodríguez-Guzmán, and L. M. Robledo, *Phys. Rev. C* **96**, 064316 (2017), URL <https://link.aps.org/doi/10.1103/PhysRevC.96.064316>.
- [55] X.-F. Li, Y.-J. Ma, Y.-Z. Liu, J.-B. Lu, G.-Y. Zhao, L.-C. Yin, R. Meng, Z.-L. Zhang, L.-J. Wen, X.-H. Zhou, et al., *The European Physical Journal A - Hadrons and Nuclei* **17**, 523 (2003), ISSN 1434-601X, URL <https://doi.org/10.1140/epja/i2002-10159-8>.
- [56] N. Stone, *At. Data Nucl. Data Tables* **90**, 75 (2005).
- [57] B. Xiong and Y. Wang, *Atomic Data and Nuclear Data Tables* **125**, 193 (2019), ISSN 0092-640X, URL <http://www.sciencedirect.com/science/article/pii/S0092640X18300329>.
- [58] A. Gizon, J. Timr, J. Gizon, B. Weiss, D. Barnoud, C. Foin, J. Genevey, F. Hannachi, C. Liang, A. Lopez-Martens, et al., *Nuclear Physics A* **694**, 63 (2001), ISSN 0375-9474, URL <http://www.sciencedirect.com/science/article/pii/S0375947401009769>.
- [59] S. Wang, Y. Liu, T. Komatsubara, Y. Ma, and Y. Zhang, *Phys. Rev. C* **74**, 017302 (2006), URL <https://link.aps.org/doi/10.1103/PhysRevC.74.017302>.
- [60] E. S. Paul, D. B. Fossan, Y. Liang, R. Ma, and N. Xu, *Phys. Rev. C* **40**, 619 (1989), URL <https://link.aps.org/doi/10.1103/PhysRevC.40.619>.
- [61] A. J. Simons, P. Joshi, D. G. Jenkins, P. M. Radon, R. Wadsworth, D. B. Fossan, T. Koike, C. Vaman, K. Starosta, E. S. Paul, et al., *Journal of Physics G: Nuclear and Particle Physics* **31**, 541 (2005), URL <https://doi.org/10.1088/2F0954-3899/2F31%2F7%2F001>.
- [62] G. Rainovski, E. S. Paul, H. J. Chantler, P. J. Nolan, D. G. Jenkins, R. Wadsworth, P. Raddon, A. Simons, D. B. Fossan, T. Koike, et al., *Phys. Rev. C* **68**, 024318 (2003), URL <https://link.aps.org/doi/10.1103/PhysRevC.68.024318>.