

Learning Latent Factors from Diversified Projections and its Applications to Over-Estimated and Weak Factors

Jianqing Fan^{*}

Yuan Liao[†]

Abstract

Estimations and applications of factor models often rely on the crucial condition that the latent factors are consistently estimated, which in turn also requires that factors be relatively strong, data are stationary and weak serial dependence, and the sample size be fairly large, although in practical applications, one or several of these conditions may fail. In these cases it is difficult to analyze the eigenvectors of the original data matrix. To address this issue, we propose simple estimators of the latent factors using cross-sectional projections of the panel data, by weighted averages with pre-determined weights. These weights are chosen to diversify away the idiosyncratic components, resulting in “diversified factors”. Because the projections are conducted cross-sectionally, they are robust to serial conditions, easy to analyze due to data-independent weights, and work even for finite length of time series. We formally prove that this procedure is robust to over-estimating the number of factors, and illustrate it in several applications. We also recommend several choices for the diversified weights. When they are randomly generated from a known distribution, we show that the estimated factor components are nearly optimal in terms of recovering the low-rank structure of the factor model.

Key words: Large dimensions, random projections, over-estimating the number of factors, principal components, factor-augmented regression

^{*}Department of Operations Research and Financial Engineering, Princeton University, Princeton, NJ 08544, USA. jqfan@princeton.edu. His research is supported by NSF grants DMS-1662139 and DMS-1712591.

[†]Department of Economics, Rutgers University, 75 Hamilton St., New Brunswick, NJ 08901, USA. yuan.liao@rutgers.edu

1 Introduction

Consider the following high-dimensional factor model:

$$\mathbf{x}_t = \mathbf{B}\mathbf{f}_t + \mathbf{u}_t, \quad t = 1, \dots, T, \quad (1.1)$$

where $\mathbf{x}_t = (x_{1t}, \dots, x_{Nt})'$ is an N -dimensional outcome; \mathbf{f}_t is a r -dimensional latent factors, with $\mathbf{B} = (\mathbf{b}_1, \dots, \mathbf{b}_N)'$ is the $N \times r$ matrix of loadings; $\mathbf{u}_t = (u_{1t}, \dots, u_{Nt})'$ is a vector of idiosyncratic terms. Theoretical studies of the model have been crucially depending on the assumption that the number of factors, r , should be consistently estimated. This in turn, requires the factors be relatively strong, data have weak serial dependence, and length of time series T is long. But in practical applications, one or several of these conditions may fail to hold due to weak signal-noise ratios, nonstationary, or noisy data, making the first r , the number of factor, eigenvalues of the sample covariance of $\mathbf{X} = (\mathbf{x}_1, \dots, \mathbf{x}_T)$ not so-well separated from the remaining eigenvalues empirically.

A promising remedy is to over-estimate the number of factors. But so far this approach has been quite challenging. The over-estimated factors are essentially estimating very weak factors, whose corresponding loadings are technically zero. Let R be the “working number of factors” that are empirically estimated. When $R > r$, it is often difficult to analyze the behavior of the $(R - r)$ eigenvalues/eigenvectors. As shown in Paul (2007) and Johnstone and Lu (2009), these eigenvectors can be inconsistent because their eigenvalues are not so “spiked”, This creates challenges to many factor estimators, such as the popular principal components (PC)-estimator (Connor and Korajczyk, 1986; Stock and Watson, 2002; Bai, 2003), and therefore brings obstacles to applications when $R > r$. Another difficulty is to handle the serial dependence. As shown by Bai (2003), the PC-estimator is inconsistent under finite- T in the presence of serial correlations and heteroskedasticity, but many forecast applications using estimated factors favor relatively short time series, due to the concerns of nonstationarity.

This paper proposes a new method to address issues of over-estimating the number factors, weak factors, strong serial conditions and small T . We propose a simple factor estimator that does not rely on eigenvectors. Motivated by the diversification effect in finance, let

$$\mathbf{W} = (\mathbf{w}_1, \dots, \mathbf{w}_R)$$

be a given deterministic $N \times R$ matrix, where each of its R columns \mathbf{w}_k is an $N \times 1$ vec-

tor of “diversified weights”, in the sense that its strength should be approximately equally distributed on most of its components. We propose to estimate \mathbf{f}_t by simply

$$\widehat{\mathbf{f}}_t = \frac{1}{N} \mathbf{W}' \mathbf{x}_t$$

or more precisely, the linear space spanned by $\{\mathbf{f}_t\}_{t=1}^T$ is estimated by that spanned by $\{\widehat{\mathbf{f}}_t\}_{t=1}^T$. By substituting (1.1) into the definition, we have

$$\widehat{\mathbf{f}}_t = \underbrace{\left(\frac{1}{N} \mathbf{W}' \mathbf{B}\right)}_{\text{affine transform}} \mathbf{f}_t + \frac{1}{N} \mathbf{W}' \mathbf{u}_t. \quad (1.2)$$

Thus $\widehat{\mathbf{f}}_t$ (consistently) estimates \mathbf{f}_t up to a $R \times r$ affine transform, with estimation error $\mathbf{e}_t := \frac{1}{N} \mathbf{W}' \mathbf{u}_t$. The assumption that \mathbf{W} should be diversified ensures that \mathbf{e}_t is “diversified away” as $N \rightarrow \infty$.

We call the new factor estimator as “diversified factors”, which reduces the dimension of \mathbf{x}_t through diversified projections. Because of the clean expansion (1.2), the mathematics for theoretical analysis is much more straightforward and simpler than most benchmark estimators. As one of the immediate benefits, we show that $\widehat{\mathbf{f}}_t$ leads to valid inferences in several theoretical applications so long as $R \geq r$. Therefore, we formally justify that the use of factor models is robust to over-estimating the number of factors. In particular, we admit $r = 0$ but $R \geq 1$ as a special case. That is, the inference is still valid even if there are no common factors present, but we nevertheless take out estimated factors. In contrast, this is not guaranteed by benchmark estimators. Specifically, when $r = 0$, all eigenvalues of the population covariance matrix of \mathbf{x}_t are bounded, in which case the leading eigenvectors of the sample covariance matrix are inconsistent, e.g., Johnstone and Lu (2009). Furthermore, the projection is conducted on cross-sections, so is not sensitive to serial conditions. We show that when T is small, the diversified factors require weaker conditions on the strength of factors.

One of the key assumptions imposed is that while \mathbf{W} diversifies away \mathbf{u}_t , we have

$$\text{rank} \left(\frac{1}{N} \mathbf{W}' \mathbf{B} \right) = r,$$

and the r th smallest singular value of $\frac{1}{N} \mathbf{W}' \mathbf{B}$ does not decay too fast. That is, \mathbf{W} should not diversify away the factor components in \mathbf{x}_t . This condition *does not* hold if \mathbf{W} has

more than $R - r$ columns that are nearly orthogonal to \mathbf{B} . This is another motivation of using over-estimated factors: if random weights are used (the columns of \mathbf{W} are generated randomly from a known distribution), the probability that more than $R - r$ columns of \mathbf{W} are nearly orthogonal to the space of \mathbf{B} should be very small.

We recommend several simple choices for the weight matrix \mathbf{W} . One of the recommendations is to independently simulate individual weights from a known distribution. In this case, the factor estimator is closely related to the *random projection*, a popular dimension reduction technique in machine learning (Achlioptas, 2003; Vempala, 2005). The initial idea of random projections is to compress a high-dimensional data (\mathbf{X}) into a lower-dimensional Euclidean space ($\widehat{\mathbf{F}} = (\widehat{\mathbf{f}}_1, \dots, \widehat{\mathbf{f}}_T)'$) using weighted averages, where weights are randomly generated from a predetermined distribution. The reduced dimension R controls the trade-off between tractability and errors in estimations. A key result for random projections in the literature, known as the *Johnson-Lindenstrauss Lemma* (JL), shows that the compressed data still preserves most of the information. In this paper, we show that this idea is also useful for factor models. We establish the JL lemma in the context of factor models, and show that the diversified projection for factors is nearly optimal: for any $\epsilon > 0$, with high probability,

$$\|\mathbf{X} - \widehat{\mathbf{B}}\widehat{\mathbf{F}}'\|_F^2 \leq \min_{\text{rank}(\mathbf{A})=R} \|\mathbf{X} - \mathbf{A}\|_F^2 + \epsilon \|\mathbf{A}^*\|$$

where $\mathbf{A}^* = \arg \min_{\text{rank}(\mathbf{A})=R} \|\mathbf{X} - \mathbf{A}\|_F^2$ and $\widehat{\mathbf{B}}$ is the least-squares estimator for factor loadings using $\widehat{\mathbf{F}}$. This holds for any fixed $R \geq 1$. Here $\widehat{\mathbf{B}}\widehat{\mathbf{F}}'$ is the estimated common components $\mathbf{B}\mathbf{F}'$ using the diversified factors. Consequently, the random projection is nearly the best rank- R approximation to the original dataset \mathbf{X} .

The idea of approximating the unknown factors by weighted averages of observations has been applied previously in the literature. In the asset pricing literature, factors are created by weighted averages of a large number of asset returns. There, the weights are also pre-determined, adapted to the filtration up to the last observation time. In the common correlated effects (CCE) literature: (Pesaran, 2006; Chudik et al., 2011), etc, factors are created using a set of random weights to estimate the effect of observables. There, R equals the dimension of additionally observed regressors, and certain rank conditions about the regressors are required. In addition, the random projection method was also recently used for discrete choice models by Chiong and Shum (2018).

Moon and Weidner (2015) is the only paper that we are aware of on the issue of over-estimating factors. They studied the problem in a panel data framework and showed that

the inference about the parameter of interest is robust to over-estimating r . It is not so clear if their approach is generally applicable to other factor-augmented inference problems. Because those over-estimated eigenvectors correspond to not-growing eigenvalues, they are inconsistent when N is large. In addition, while it is also claimed in the CCE literature that the number of factors r need not be consistently estimated, they applied technical reasonings that implicitly restrict to the case $R = r$. See also Karabiyik et al. (2017) for more detailed discussion on this issue.

Finally, there is a large literature on estimating high-dimensional factor models, taking the consistent estimation of r as the goal. See Bai and Ng (2002); Hallin and Liška (2007); Ahn and Horenstein (2013); Li et al. (2017) and Onatski (2010) for theoretical studies on related issues, and Bernanke et al. (2005); Ludvigson and Ng (2007); Jurado et al. (2015); Goncalves and Perron (2018); Giglio and Xiu (2017) for various applications.

The rest of the paper is organized as follows. Section 2 introduces the diversified factors and explains the intuitions in details. Section 3 discusses detailed issues of over-estimated factors and weak factors, and provides general results. Section 4 presents applications of the diversified factors, respectively the diffusion index forecast, high-dimensional factor-augmented inference, and specification tests for empirical factors in asset pricing. Section 5 recommends several choices of the weight matrix, and establishes the near optimality if the random projection is used. Section 6 conducts extensive simulation studies using various models. Section 7 illustrates empirical applications. All technical proofs are presented in the appendix.

We shall use the following notation throughout the paper. For a matrix \mathbf{A} , we use $\lambda_{\min}(\mathbf{A})$ and $\lambda_{\max}(\mathbf{A})$ to denote its smallest and largest eigenvalues. We define the Frobenius norm $\|\mathbf{A}\|_F = \sqrt{\text{tr}(\mathbf{A}'\mathbf{A})}$, the operator norm $\|\mathbf{A}\| = \sqrt{\lambda_{\max}(\mathbf{A}'\mathbf{A})}$, and the element-wise norm $\|\mathbf{A}\|_{\infty} = \max_{ij} |(\mathbf{A})_{ij}|$. In addition, define projection matrices $\mathbf{M}_{\mathbf{A}} = \mathbf{I} - \mathbf{P}_{\mathbf{A}}$ and $\mathbf{P}_{\mathbf{A}} = \mathbf{A}(\mathbf{A}'\mathbf{A})^{-1}\mathbf{A}'$; when $\mathbf{A}'\mathbf{A}$ is not invertible, then $(\mathbf{A}'\mathbf{A})^{-1}$ is replaced by the Moore-Penrose generalized inverse of $\mathbf{A}'\mathbf{A}$. Finally, for two sequences a_T and b_T , we write $a_T \ll b_T$ if $a_T = o(b_T)$.

2 Factor Estimation Using Diversified Projections

Let $R \geq r$ be a pre-determined bounded integer that does not grow with N , which we call “the working number of factors”. As in practice we do not know the true number of factors

r , we often take a slightly large R so that $R \geq r$ is likely to hold. Let

$$\mathbf{W} = (\mathbf{w}_1, \dots, \mathbf{w}_R)$$

be a user-specified $N \times R$ matrix, either deterministic or random but independent of the σ -algebra generated by $\{(\mathbf{x}_t, \mathbf{f}_t, \mathbf{u}_t) : t = 1, 2, \dots\}$. Each of its R columns $\mathbf{w}_k = (w_{k,1}, \dots, w_{k,N})'$ ($k \leq R$) is an $N \times 1$ vector satisfying the following:

Assumption 2.1 (Diversified weights). *There are constants $0 < c < C$, so that as $N \rightarrow \infty$,*

(i) $\max_{i \leq N} |w_{k,i}| < C$

(ii) *The $R \times R$ matrix $\frac{1}{N} \mathbf{W}' \mathbf{W}$ satisfies $\lambda_{\min}(\frac{1}{N} \mathbf{W}' \mathbf{W}) > c$.*

We call \mathbf{W} as a “diversified weight matrix”. Construct a factor estimator as a $R \times 1$ vector at each $t \leq T$:

$$\hat{\mathbf{f}}_t := \frac{1}{N} \mathbf{W}' \mathbf{x}_t.$$

In financial economics applications where \mathbf{x}_t is a vector of asset returns, then each component of $\hat{\mathbf{f}}_t$ is essentially a diversified portfolio return at time t due to its linear form. The behavior of $\hat{\mathbf{f}}_t$ is strikingly simple and clean. Define an $R \times r$ matrix

$$\mathbf{H} := \frac{1}{N} \mathbf{W}' \mathbf{B}.$$

Then, it follows from the definition and (1.1), we have

$$\hat{\mathbf{f}}_t = \mathbf{H} \mathbf{f}_t + \frac{1}{N} \mathbf{W}' \mathbf{u}_t. \quad (2.1)$$

Therefore, $\hat{\mathbf{f}}_t$ estimates an affine transformation of \mathbf{f}_t , with a $R \times r$ matrix \mathbf{H} .

The estimation error of the k th factor estimator equals the “diversified idiosyncratic noise”

$$\frac{1}{N} \mathbf{w}'_k \mathbf{u}_t = \frac{1}{N} \sum_{i=1}^N w_{k,i} u_{it}, \quad k = 1, \dots, R.$$

When (u_{1t}, \dots, u_{Nt}) are cross-sectionally weakly dependent, Assumption 2.1 ensures that $\frac{1}{N} \mathbf{w}'_k \mathbf{u}_t$ admits a cross-sectional central limit theorem. For instance, in the special case of cross-sectional independence, it is straightforward to verify that the Lindeberg’s condition

is satisfied under Assumption 2.1, and therefore as $N \rightarrow \infty$,

$$\frac{1}{\sqrt{N}} \mathbf{W}' \mathbf{u}_t \xrightarrow{d} \mathcal{N}(0, \mathbf{V}) \quad (2.2)$$

where $\mathbf{V} = \lim_{N \rightarrow \infty} \frac{1}{N} \mathbf{W}' \text{var}(\mathbf{u}_t) \mathbf{W}$ which is assumed to exist.

The convergence (2.2) shows that $\sqrt{N}(\hat{\mathbf{f}}_t - \mathbf{H}\mathbf{f}_t)$ is asymptotically normal for each $t \leq T$. Importantly, it holds regardless of whether $T \rightarrow \infty$, $R = r$, or not. It requires only that $N \rightarrow \infty$ and that the weights should be chosen to satisfy Assumption 2.1. This fact is useful for analyzing short time series. For instance, in both asset pricing and diffusion index forecast applications, short time series are often used to ensure that they are approximately stationary.

In addition, the factor components should not be diversified away. This gives rise to the following condition on the transformation matrix \mathbf{H} . Let $\nu_{\min}(\mathbf{H})$ and $\nu_{\max}(\mathbf{H})$ respectively denote the minimum and maximum nonzero singular value of \mathbf{H} .

Assumption 2.2. *Suppose $R \geq r$. (i) $\text{rank}(\mathbf{H}) = r$.
(ii) There are $c, C > 0$ so that $\nu_{\min}(\mathbf{H}) > c$ and $\nu_{\max}(\mathbf{H}) < C$.*

Assumption 2.2 requires that \mathbf{W} have at least r columns that are not orthogonal to \mathbf{B} . This assumption is not stringent in the context of over-estimating factors. When $R > r$ and random weights are used, it holds with an overwhelming probability. In addition, condition (ii) requires the strong factor setting for the simplicity of presenting the main results and other regularity conditions in this paper. We shall discuss the issue of weak factors and weakening this condition in Section 3.2.

Given $\hat{\mathbf{f}}_t$, it is straightforward to estimate the loading matrix by using the least squares:

$$\hat{\mathbf{B}} = (\hat{\mathbf{b}}_1, \dots, \hat{\mathbf{b}}_N)' = \sum_{t=1}^T \mathbf{x}_t \hat{\mathbf{f}}_t' \left(\sum_{t=1}^T \hat{\mathbf{f}}_t \hat{\mathbf{f}}_t' \right)^{-1}.$$

We show in the appendix that the $R \times R$ matrix $\frac{1}{T} \sum_{t=1}^T \hat{\mathbf{f}}_t \hat{\mathbf{f}}_t'$ is still nonsingular even when the working number of factors $R > r$. So $\hat{\mathbf{B}}$ is well defined. Finally, the idiosyncratic components can be estimated as

$$\hat{\mathbf{u}}_t = (\hat{u}_{1t}, \dots, \hat{u}_{Nt}) = \mathbf{x}_t - \hat{\mathbf{B}} \hat{\mathbf{f}}_t. \quad (2.3)$$

3 Over-estimated and Weak Factors

In this section, we focus on the in-sample performance. The out-of-sample performance is studied in Section 4 later.

3.1 Over-estimating the number of factors

As the study of over-estimating factors is relatively new in the literature, we explicitly require \mathbf{f}_t be strong to make the discussion more focused. We will show that whenever $R \geq r$,

$$\max_{i \leq N} \frac{1}{T} \sum_{t=1}^T (\widehat{\mathbf{b}}'_i \widehat{\mathbf{f}}_t - \mathbf{b}'_i \mathbf{f}_t)^2 = O_P(\omega_{NT}), \quad \text{where } \omega_{NT} := \sqrt{\frac{\log N}{T}} + \frac{1}{\sqrt{N}}. \quad (3.1)$$

It achieves the same rate of convergence with $R = r$.

Recall that $\mathbf{H} = \frac{1}{N} \mathbf{W}' \mathbf{B}$ is the $R \times r$ matrix, which is no longer a square matrix when $R > r$. In this case $\widehat{\mathbf{B}}$ is essentially estimating $\mathbf{B}\mathbf{H}^+$, with the $r \times R$ transformation matrix \mathbf{H}^+ being the Moore-Penrose generalized inverse of \mathbf{H} , defined as follows. Suppose \mathbf{H}' has the following singular value decomposition:

$$\mathbf{H}' = \mathbf{U}_H(\mathbf{D}_H, 0)\mathbf{E}'_H, \quad r \times R$$

where 0 in the above singular value matrix is present whenever $R > r$, and \mathbf{D}_H is a $r \times r$ diagonal matrix of the nonzero singular values. Then \mathbf{H}^+ is a $r \times R$ matrix:

$$\mathbf{H}^+ = \mathbf{U}_H(\mathbf{D}_H^{-1}, 0)\mathbf{E}'_H.$$

Then it is straightforward to verify that $\mathbf{H}^+ \mathbf{H} = \mathbf{I}_r$. Therefore it is intuitively clear that

$$\widehat{\mathbf{B}}\widehat{\mathbf{f}}_t = \mathbf{B}\mathbf{H}^+ \mathbf{H} \mathbf{f}_t + o_P(1) = \mathbf{B} \mathbf{f}_t + o_P(1).$$

where $o_P(1)$ in the above approximation can be made uniformly across elements of $\mathbf{B} \mathbf{f}_t$.

However, when r is over-estimated the main challenge arises from the invertibility of the gram matrix $\frac{1}{T} \sum_{t=1}^T \widehat{\mathbf{f}}_t \widehat{\mathbf{f}}'_t$, which appears in the definition of $\widehat{\mathbf{B}}$. It is also a key ingredient in most applications of factor-augmented models wherever the estimated factors

$\widehat{\mathbf{F}} := (\widehat{\mathbf{f}}_1, \dots, \widehat{\mathbf{f}}_T)'$ are used as regressors. Define

$$\widehat{\mathbf{S}}_f = \frac{1}{T} \sum_{t=1}^T \widehat{\mathbf{f}}_t \widehat{\mathbf{f}}_t', \quad \mathbf{S}_f = \mathbf{H} \frac{1}{T} \sum_{t=1}^T \mathbf{f}_t \mathbf{f}_t' \mathbf{H}',$$

where \mathbf{S}_f is the population analogue of $\widehat{\mathbf{S}}_f$. The following three bounds when $R > r$, proved in Proposition A.1, play a fundamental role in the asymptotic analysis throughout the paper:

(i) With probability approaching one, $\widehat{\mathbf{S}}_f$ is invertible, but its eigenvalues may decay quickly so that

$$\|\widehat{\mathbf{S}}_f^{-1}\| = O_P(N). \quad (3.2)$$

On the other hand, \mathbf{S}_f is degenerate when $R > r$, whose rank equals r . Also note that we still have $\|\widehat{\mathbf{S}}_f^{-1}\| = O_P(1)$ when $R = r$.

(ii) Even if $R > r$, $\|\mathbf{H}'\widehat{\mathbf{S}}_f^{-1}\|$ is much smaller:

$$\|\mathbf{H}'\widehat{\mathbf{S}}_f^{-1}\| = O_P\left(\sqrt{\frac{\max\{N, T\}}{T}}\right).$$

(iii) When $R > r$, $\|\widehat{\mathbf{S}}_f^{-1} - \mathbf{S}_f^+\| \neq o_P(1)$ but we have

$$\|\mathbf{H}'(\widehat{\mathbf{S}}_f^{-1} - \mathbf{S}_f^+)\mathbf{H}\| = O_P\left(\frac{1}{T} + \frac{1}{N}\right).$$

Therefore, $\widehat{\mathbf{S}}_f$ is well invertible, and when weighted by the transformation matrix \mathbf{H}' , its inverse is well behaved and fast converges to the generalized inverse of \mathbf{S}_f , even though \mathbf{S}_f is singular when $R > r$. Note that it is sufficient to consider $\mathbf{H}'\widehat{\mathbf{S}}_f^{-1}$ in most factor-augmented inference problems, because in regression models $\widehat{\mathbf{S}}_f^{-1}$ often appears in the projection matrix $\mathbf{P}_{\widehat{\mathbf{F}}} = \widehat{\mathbf{F}}(\widehat{\mathbf{F}}'\widehat{\mathbf{F}})^{-1}\widehat{\mathbf{F}}'$ through $\mathbf{H}'\widehat{\mathbf{S}}_f^{-1}$ asymptotically.

Remark 3.1. In the CCE literature, (e.g., Pesaran (2006); Chudik et al. (2011)), it has been technically argued that $\widehat{\mathbf{S}}_f^{-1} - \mathbf{S}_f^+$ should converge as $\widehat{\mathbf{S}}_f - \mathbf{S}_f$ does. By argument (iii) above, however, $\|\widehat{\mathbf{S}}_f^{-1} - \mathbf{S}_f^+\| \neq o_P(1)$ in general. This implicitly restricts these studies to the case $R = r$. More generally, the convergence of $\widehat{\mathbf{S}}_f^{-1} - \mathbf{S}_f^+$ would require both $\widehat{\mathbf{S}}_f$ and \mathbf{S}_f have the same rank (e.g., Andrews (1987)). In fact, as we shall formally show in Proposition A.1, the former is of full rank, but the latter is a low-rank matrix if $R > r$.

3.1.1 Estimating the idiosyncratic covariance

An immediate application of result (3.1) is the estimation of the $N \times N$ idiosyncratic covariance matrix $\Sigma_u := \mathbb{E} \mathbf{u}_t \mathbf{u}_t'$, which is of general interest in many applications. Examples include the efficient estimations of factor models (Bai and Li, 2012), inferences with interactive effects (Bai and Liao, 2017), high-dimensional testing (Fan et al., 2015), and bootstrapping latent factors in the presence of cross-sectional dependences (Goncalves and Perron, 2018).

A key assumption is that $\Sigma_u = (\sigma_{u,ij})$ is sparse: As in Bickel and Levina (2008) the sparsity of Σ_u is measured by the following quantity:

$$m_N = \max_{i \leq N} \sum_{j \leq N} |\sigma_{u,ij}|^q, \quad \text{for some } q \in [0, 1].$$

In particular, when $q = 0$, $m_N = \max_{i \leq N} \sum_{j \leq N} 1\{\sigma_{u,ij} \neq 0\}$ is the maximum number of non-vanishing entries. Setting $q > 0$ allows many nonzero but small entries in each row of Σ_u . While Fan et al. (2013) showed that Σ_u can be consistently estimated if m_N grows slowly relative to N , they restricted to the case that the true number of factors r has to be either known or consistently estimated and the factors are estimated through the principal components analysis (PCA). Here we show that using the diversified factors, their conclusion holds for all fixed $R \geq r$.

Given the estimated residual \hat{u}_{it} that is obtained using a working number of factors R , we estimate $\mathbb{E} u_{it} u_{jt}$ by applying a generalized thresholding as in Fan et al. (2013): define $s_{u,ij} := \frac{1}{T} \sum_{t=1}^T \hat{u}_{it} \hat{u}_{jt}$,

$$\hat{\sigma}_{u,ij} = \begin{cases} s_{u,ij}, & \text{if } i = j \\ h(s_{u,ij}, \tau_{ij}), & \text{if } i \neq j \end{cases}$$

where $h(s, \tau)$ is a thresholding function with threshold value τ to be explained later. Then the sparse idiosyncratic covariance estimator is defined as

$$\hat{\Sigma}_u = (\hat{\sigma}_{u,ij})_{N \times N}.$$

The threshold value τ_{ij} is chosen as $\tau_{ij} = C \sqrt{s_{u,ii} s_{u,jj}} \omega_{NT}$ for some large constant $C > 0$, which applies a constant thresholding to correlations.

In general, the thresholding function should satisfy:

- (i) $h(s, \tau) = 0$ if $|s| < \tau$,
- (ii) $|h(s, \tau) - s| \leq \tau$.

(iii) there are constants $a > 0$ and $b > 1$ such that $|h(s, \tau) - s| \leq a\tau^2$ if $|s| > b\tau$.

Note that condition (iii) requires that the thresholding bias should be of higher order. It is not necessary for consistent estimations, but we recommend using nearly unbiased thresholding (Antoniadis and Fan, 2001) for inference applications. One such example is known as SCAD:

$$h(s, \tau) = \begin{cases} \text{sgn}(s) \max\{|s| - \tau, 0\}, & |s| < 2\tau \\ 1.7^{-1}(2.7s - 3.7\tau \cdot \text{sgn}(s)), & 2\tau \leq |s| < 3.7\tau \\ s, & |s| \geq 3.7\tau, \end{cases}$$

where $\text{sgn}(\cdot)$ denotes the sign function. As noted in Fan et al. (2015), the unbiased thresholding is required to avoid size distortions in a large class of high-dimensional testing problems involving a “plug-in” estimator of Σ_u . In particular, this rules out the popular *soft-thresholding* function, which does not satisfy (iii) due to its first-order shrinkage bias.

Assumption 3.1. (i) $\{(\mathbf{f}_t, \mathbf{u}_t) : t \leq T\}$ is a stationary process, satisfying $\mathbb{E}(\mathbf{u}_t | \mathbf{f}_t) = 0$.

(ii) There are constants $c, C > 0$, so that $\max_{i \leq N} \|\mathbf{b}_i\| < C$, and almost surely

$$c < \lambda_{\min}\left(\frac{1}{T} \sum_{t=1}^T \mathbf{f}_t \mathbf{f}_t'\right) \leq \lambda_{\max}\left(\frac{1}{T} \sum_{t=1}^T \mathbf{f}_t \mathbf{f}_t'\right) < C.$$

Assumption 3.2 (Weak dependence). There is a constant $C > 0$,

(i) $\frac{1}{TN^2} \sum_{t,s \leq T} \sum_{i,j,m,n \leq N} |\text{Cov}(u_{it}u_{jt}, u_{ms}u_{ns})| < C$,

(ii) $\max_{j \leq N, s \leq T} \sum_{i \leq N} \sum_{t \leq T} |\mathbb{E}(u_{it}u_{js} | \mathbf{F})| < C$ almost surely in \mathbf{F} .

Next, we impose the following concentration bounds. Assumption 3.3 holds generally under weak time-series dependent conditions for $\{(\mathbf{f}_t, \mathbf{u}_t) : t \leq N\}$ with sub-Gaussian tails.

Assumption 3.3 (Uniform bounds). The following uniform bounds hold:

(i) $\max_{i \leq N} \left\| \frac{1}{T} \sum_{t=1}^T \mathbf{f}_t u_{it} \right\| = O_P(\sqrt{\frac{\log N}{T}})$,

(ii) $\max_{i \leq N} \left| \frac{1}{T} \sum_{t=1}^T (u_{it}u_{jt} - \mathbb{E} u_{it}u_{jt}) \right| = O_P(\sqrt{\frac{\log N}{T}})$,

(iii) $\max_{i \leq N} \left| \frac{1}{TN} \sum_{t=1}^T \sum_{j=1}^N (u_{it}u_{jt} - \mathbb{E} u_{it}u_{jt}) w_{k,j} \right| = O_P(\sqrt{\frac{\log N}{TN}})$ for all $k \leq R$.

Recall that $\omega_{NT} := \frac{\log N}{T} + \frac{1}{N}$ and $m_N := \max_{i \leq N} \sum_{j \leq N} |\mathbb{E} u_{it}u_{jt}|^q$.

Theorem 3.1. Suppose $\hat{\mathbf{u}}_t$ is constructed using $R \geq r$ number of diversified weighted averages of \mathbf{x}_t . Also suppose Assumptions 2.1- 3.3 hold. Then as $N, T \rightarrow \infty$ with $\log N = o(T)$, for any $R \geq r$,

(i)

$$\max_{i \leq N} \frac{1}{T} \sum_{t=1}^T (\widehat{\mathbf{b}}'_i \widehat{\mathbf{f}}_t - \mathbf{b}'_i \mathbf{f}_t)^2 = O_P(\omega_{NT}).$$

(ii) For a sufficiently large constant $C > 0$ in the threshold τ_{ij} ,

$$\|\widehat{\boldsymbol{\Sigma}}_u - \boldsymbol{\Sigma}_u\| = O_P(\omega_{NT}^{1-q} m_N).$$

(iii) If in addition, $\lambda_{\min}(\boldsymbol{\Sigma}_u) > c_0$ for some $c_0 > 0$ and $\omega_{NT}^{1-q} m_N = o(1)$, then

$$\|\widehat{\boldsymbol{\Sigma}}_u^{-1} - \boldsymbol{\Sigma}_u^{-1}\| = O_P(\omega_{NT}^{1-q} m_N).$$

The achieved rates are minimax optimal for estimating sparse covariances and are achieved for all bounded $R \geq r$ without using PCA.

3.2 Relatively weak factors

The strength of strong and relatively weak factors, in the current context, is determined by

$$\nu_{\min}(\mathbf{H}) = \nu_{\min} \left(\frac{1}{N} \mathbf{W}' \mathbf{B} \right).$$

This quantity determines the rate of convergence in recovering the space spanned by the factors. In this subsection only, we assume $R = r$ for two reasons: first, the accuracy of estimating the latent factors is often measured by $\|\mathbf{P}_{\widehat{\mathbf{F}}} - \mathbf{P}_{\mathbf{F}}\|$. It turns out that the consistency in this measurement requires $R = r$. Secondly, we concentrate on the effect of relatively weak factors only; this treatment makes the discussion more focused.

We make the following conditions.

Assumption 3.4. *There is $C > 0$,*

$$\nu_{\min}^2(\mathbf{H}) \gg \frac{1}{N} + \frac{1}{\sqrt{TN}}, \quad \nu_{\max}(\mathbf{H}) \leq C \nu_{\min}(\mathbf{H}). \quad (3.3)$$

Theorem 3.2. *Suppose $R = r$ and Assumptions 2.1, 3.1, 3.2, and 3.4 hold. Then as $N \rightarrow \infty$, T is either finite or grows,*

$$\|\mathbf{P}_{\widehat{\mathbf{F}}} - \mathbf{P}_{\mathbf{F}}\| = O_P\left(\frac{1}{\sqrt{N}} \nu_{\min}^{-1}(\mathbf{H})\right).$$

To illustrate the implication of Theorem 3.2 and the associated Assumption 3.4, consider a typical setting where the sum of the eigenvalues grows at a polynomial rate:

$$\lambda_{\min}(\mathbf{B}'\mathbf{B}) \asymp \lambda_{\max}(\mathbf{B}'\mathbf{B}) \asymp N^\alpha, \quad \alpha \in (0, 1], \quad (3.4)$$

where α measures the strength of the factors. Let us consider two interesting special cases.

I. Pervasively weak factors. Suppose each individual loading satisfies $\mathbf{b}_i = \nu_N \boldsymbol{\lambda}_i$ for some sequence $\nu_N \rightarrow 0$, and $\boldsymbol{\lambda}_i$ is such that:

- (i) For some positive definite matrix \mathbf{C} , $\frac{1}{N} \sum_{i=1}^N \boldsymbol{\lambda}_i \boldsymbol{\lambda}_i' \rightarrow \mathbf{C}$;
- (ii) $\nu_{\min}(\frac{1}{N} \mathbf{W}' \boldsymbol{\Lambda})$ is bounded away from zero, where $\boldsymbol{\Lambda} = (\boldsymbol{\lambda}_1, \dots, \boldsymbol{\lambda}_N)'$.

Then (3.4) implies $\nu_N \asymp N^{-(1-\alpha)/2}$. Theorem 3.2 then shows that $\|\mathbf{P}_{\hat{\mathbf{F}}} - \mathbf{P}_{\mathbf{F}}\| = o_P(1)$ as long as $T \gg N^{1-2\alpha}$ [for condition (3.3)]. The key implication is that the exponent $\alpha > 0$ can be arbitrarily close to zero, allowing the eigenvalues of $\mathbf{B}'\mathbf{B}$ to grow at arbitrarily slow polynomial rates. At the same time, weaker conditions on $\mathbf{B}'\mathbf{B}$ requires a larger T relatively. The fact that we could allow arbitrarily slow rates is a consequence of two reasons: first, the factors are pervasively weak: $\frac{1}{N} \sum_{i=1}^N \boldsymbol{\lambda}_i \boldsymbol{\lambda}_i' \rightarrow \mathbf{C}$, and individual loadings are not too weak ($\nu_N \gg N^{-1/2}$). As a result, information regarding the factors is still accumulated across cross-sectional equations. Secondly, the diversified projection does not directly demand strong eigenvalues of the population covariance matrix.

II. Sparsely weak factors. Suppose many factor loadings are zero, and nonzero loadings are “strong”. We assume

$$\sum_{i \leq N} 1\{\mathbf{b}_i \neq 0\} \asymp N^\alpha, \quad \nu_{\min} \left(\sum_{i: \mathbf{b}_i \neq 0} w_{k,i} \mathbf{b}_i \right) \asymp N^\alpha, \quad \text{for all } k = 1, \dots, r.$$

Theorem 3.2 then shows that $\|\mathbf{P}_{\hat{\mathbf{F}}} - \mathbf{P}_{\mathbf{F}}\| = o_P(1)$ as long as $\alpha > 1/2$ and $T \gg N^{3-4\alpha}$ [for condition (3.3)]. Note that this corresponds to a stronger condition on (α, T) than that for the pervasive weak factors. Even though, when $\alpha > 3/4$ we still allow T to be finite to consistently estimate $\mathbf{P}_{\mathbf{F}}$.

3.3 Summary of advantages

Below we summarize key advantages of the use of diversified projection .

1. It uses simple averages, so greatly reduces computational complexity. Experimented on a processor with 3.60GHz CPU, for a single-factor model with $N = T = 10,000$,

the PC-estimator takes about eight seconds to compute the factor estimator; the maximum likelihood requires much longer computational time due to the iterations. The diversified factor takes about 0.04 seconds.

2. When the true number of factors is over estimated ($R \geq r$), the inferences about transformation invariant parameters are still asymptotically valid. This leads to important implications on factor-augmented inferences and out-of sample forecasts.
3. It admits an interesting special case, where $r = 0$ and $R \geq 1$. That is, \mathbf{x}_t is in fact weakly dependent, but we nevertheless estimate factors. The resulting inference is still asymptotically valid in this case. We shall formally prove this in the high-dimensional factor-augmented inference in the next section. This shows that extracting estimated factors is a robust inference procedure.
4. As the diversified projections are applied cross-sectionally, they require very weak serial conditions. For instance, the space spanned by the latent factors can be consistently estimated even if T is finite. It also allows weak factors such as pervasively weak and sparsely weak factors.
5. After applying the diversified projection to \mathbf{x}_t to reduce to a lower dimensional space $\hat{\mathbf{f}}_t$, one can continue to employ the PCA on $\hat{\mathbf{f}}_t$ to estimate the factor space and the number of factors. This becomes a low-dimensional PCA problem, and potentially much easier than benchmark methods dealing with large dimensional datasets.

4 Applications

We present several applications of the new diversified factors. Each of them leads to simple yet insightful results, but otherwise is challenging using benchmark factor estimators.

4.1 Forecasts using augmented factor regression

Suppose we observe data $\{(y_t, \mathbf{x}_t) : t \leq T\}$. Consider forecasting time series using a large panel of observed data with augmented factor regression:

$$\begin{aligned} y_{t+h} &= \boldsymbol{\alpha}'\mathbf{f}_t + \boldsymbol{\beta}'\mathbf{g}_t + \varepsilon_{t+h}, \quad t = 1, \dots, T \\ \mathbf{x}_t &= \mathbf{B}\mathbf{f}_t + \mathbf{u}_t. \end{aligned}$$

Here $h \geq 0$ is the lead time between information available and the dependent variable; \mathbf{g}_t is a vector of observed predictors including lagged y_t . The goal is to conduct out-of-sample mean forecast of

$$y_{T+h|T} := \boldsymbol{\alpha}' \mathbf{f}_T + \boldsymbol{\beta}' \mathbf{g}_T := \boldsymbol{\delta}' \mathbf{z}_T$$

where $\mathbf{z}_t = (\mathbf{f}_t' \mathbf{H}', \mathbf{g}_t')'$ and $\boldsymbol{\delta}' = (\boldsymbol{\alpha}' \mathbf{H}^+, \boldsymbol{\beta}')$. The prediction also depends on unobservable factors \mathbf{f}_t whose information is contained in a high-dimensional panel of data. This model has been studied extensively in the literature, see e.g., Stock and Watson (2002); Bai and Ng (2006); Ludvigson and Ng (2007), where \mathbf{f}_T is replaced by a consistent estimator. Once estimated factors $\hat{\mathbf{f}}_t$ is obtained, the forecast of $y_{T+h|T}$ is straightforward:

$$\hat{y}_{T+h|T} = \hat{\boldsymbol{\delta}}' \hat{\mathbf{z}}_T, \quad \hat{\boldsymbol{\delta}} = \left(\sum_{t=1}^{T-h} \hat{\mathbf{z}}_t \hat{\mathbf{z}}_t' \right)^{-1} \sum_{t=1}^{T-h} \hat{\mathbf{z}}_t y_{t+h}$$

where $\hat{\mathbf{z}}_t = (\hat{\mathbf{f}}_t', \mathbf{g}_t')'$. Note that $(\sum_{t=1}^{T-h} \hat{\mathbf{z}}_t \hat{\mathbf{z}}_t')^{-1}$ is well defined even if $R > r$ with an overwhelming probability. This follows from the invertibility of $\hat{\mathbf{F}}' \mathbf{M}_{\mathbf{G}} \hat{\mathbf{F}}$, a claim to be proved (the definition of \mathbf{G} is clear below, and the notation $\mathbf{M}_{\mathbf{G}}$ is defined in Introduction).

Our study is motivated by two important yet unsolved issues. First, theoretical studies on this model, including the asymptotic prediction confidence intervals, have been crucially relying on the assumption that the number of latent factors is correctly estimated. Secondly, the time series that are being studied are often relatively short, to preserve the stationarity. As we explained in Section 2, this leads to strong conditions on the strength of factors of using the PC estimator.

We show below that by allowing $R > r$, the diversified projection approach admits non-consistently estimable r . In addition to the assumptions in Section 2, we impose the following conditions on the forecast equation for y_{t+h} . Let \mathbf{G} be the $(T-h) \times (T-h)$ matrix of $\{\mathbf{g}_t : t \leq T-h\}$.

Assumption 4.1. (i) $\{\varepsilon_t, \mathbf{f}_t, \mathbf{g}_t, \mathbf{u}_t : t = 1, \dots, T+h\}$ is stationary with $\mathbb{E}(\varepsilon_t | \mathbf{f}_t, \mathbf{g}_t, \mathbf{u}_t) = 0$, and $\mathbb{E}(\mathbf{u}_t | \mathbf{f}_t, \mathbf{g}_t) = 0$.

(ii) *Weak dependence:* almost surely in (\mathbf{F}, \mathbf{G}) , there is $C > 0$,

$$\max_{j \leq N, s \leq T} \sum_{i \leq N} \sum_{t \leq T} |\mathbb{E}(u_{it} u_{js} | \mathbf{F}, \mathbf{G})| < C \text{ and } \max_{s \leq T} \sum_{t \leq T} |\mathbb{E}(\varepsilon_t \varepsilon_s | \mathbf{F}, \mathbf{G})| < C.$$

(iii) *Moment bounds:* there are $c, C > 0$, $\lambda_{\min}(\frac{1}{T} \mathbf{F}' \mathbf{M}_{\mathbf{G}} \mathbf{F}) > c$, $\lambda_{\min}(\frac{1}{T} \mathbf{G}' \mathbf{M}_{\mathbf{F}\mathbf{H}} \mathbf{G}) > c$, and $c < \lambda_{\min}(\frac{1}{T} \mathbf{G}' \mathbf{G}) \leq \lambda_{\max}(\frac{1}{T} \mathbf{G}' \mathbf{G}) < C$.

Our theory *does not* follow from the standard theory of linear models of Bai and Ng

(2006). A new technical phenomenon arises when $R > r$ due to the degeneracy of the gram matrices. Define $\widehat{\mathbf{Z}} = (\widehat{\mathbf{z}}'_1, \dots, \widehat{\mathbf{z}}'_{T-h})'$, $\mathbf{Z} = (\mathbf{z}'_1, \dots, \mathbf{z}'_{T-h})'$ and consider two gram matrices

$$\widehat{\mathbf{Z}}'\widehat{\mathbf{Z}} = \begin{pmatrix} \widehat{\mathbf{F}}'\widehat{\mathbf{F}} & \widehat{\mathbf{F}}'\mathbf{G} \\ \mathbf{G}'\widehat{\mathbf{F}} & \mathbf{G}'\mathbf{G} \end{pmatrix}, \quad \mathbf{Z}'\mathbf{Z} = \begin{pmatrix} \mathbf{H}\mathbf{F}'\mathbf{F}\mathbf{H}' & \mathbf{H}\mathbf{F}'\mathbf{G} \\ \mathbf{G}'\mathbf{F}\mathbf{H}' & \mathbf{G}'\mathbf{G} \end{pmatrix},$$

The linear regression theory crucially depends on the inverse gram matrix, whose population version $\mathbf{Z}'\mathbf{Z}$, in this context, becomes degenerate when $R > r$. We show that the full rank matrix $\frac{1}{T}\widehat{\mathbf{F}}'\mathbf{M}_{\mathbf{G}}\widehat{\mathbf{F}}$ converges to a degenerate matrix $\mathbf{H}\frac{1}{T}\mathbf{F}'\mathbf{M}_{\mathbf{G}}\mathbf{F}\mathbf{H}'$, and therefore in general

$$\left\| \left(\frac{1}{T}\widehat{\mathbf{Z}}'\widehat{\mathbf{Z}} \right)^{-1} - \left(\frac{1}{T}\mathbf{Z}'\mathbf{Z} \right)^+ \right\| \neq o_P(1).$$

We develop a new theory that takes advantage of the weights \mathbf{H} , which allows us to establish the three claims in Section 3.1. They further imply that the convergence holds when weighted by $\widetilde{\mathbf{H}}$:

$$\left\| \widetilde{\mathbf{H}}' \left(\left(\frac{1}{T}\widehat{\mathbf{Z}}'\widehat{\mathbf{Z}} \right)^{-1} - \left(\frac{1}{T}\mathbf{Z}'\mathbf{Z} \right)^+ \right) \widetilde{\mathbf{H}} \right\| = O_P\left(\frac{1}{T} + \frac{1}{N}\right), \text{ where } \widetilde{\mathbf{H}} = \begin{pmatrix} \mathbf{H} \\ \mathbf{I} \end{pmatrix}.$$

The weighted convergence is sufficient to establish the asymptotic normality of $\widehat{y}_{T+h|T}$.

Theorem 4.1. *Suppose Assumptions 2.1- 3.2, 4.1 hold. As $T, N \rightarrow \infty$, h is bounded, and for all bounded $R \geq r$,*

(i)

$$\widehat{y}_{T+h|T} - y_{T+h|T} = O_P\left(\frac{1}{\sqrt{T}} + \frac{1}{\sqrt{N}}\right).$$

(ii) *If in addition $T = o(N)$ and $\{\varepsilon_t : t \leq T\}$ is conditionally serially independent given (\mathbf{F}, \mathbf{G}) , we have,*

$$\frac{\widehat{y}_{T+h|T} - y_{T+h|T}}{\sigma_Z} \rightarrow^d \mathcal{N}(0, 1).$$

where $\sigma_Z^2 = T\mathbf{z}'_T(\mathbf{Z}'\mathbf{Z})^+\mathbf{\Gamma}(\mathbf{Z}'\mathbf{Z})^+\mathbf{z}_T$ with $\mathbf{\Gamma} = \frac{1}{T} \sum_{t=1}^T \mathbf{z}_t\mathbf{z}'_t\mathbb{E}(\varepsilon_t^2|\mathbf{F}, \mathbf{G})$.

Therefore, we can build a prediction interval that is uniformly valid for all bounded $R \geq r$. A $(1 - \tau)100\%$ prediction confidence interval is

$$y_{T+h|T} \in [\widehat{y}_{T+h|T} \pm \widehat{\sigma}_Z \zeta_\tau]$$

where $\hat{\sigma}_Z^2 = T\hat{\mathbf{Z}}_T'(\hat{\mathbf{Z}}_T'\hat{\mathbf{Z}}_T)^{-1}\hat{\mathbf{\Gamma}}(\hat{\mathbf{Z}}_T'\hat{\mathbf{Z}}_T)^{-1}\hat{\mathbf{Z}}_T$ with $\hat{\mathbf{\Gamma}} = \frac{1}{T-h}\sum_{t=1}^{T-h}\hat{\mathbf{z}}_t\hat{\mathbf{z}}_t'(y_{t+h} - \hat{\boldsymbol{\delta}}'\hat{\mathbf{z}}_t)^2$ and ζ_τ is the standard normal critical value.

4.2 High-dimensional inference in factor augmented models

4.2.1 Factor-augmented post-selection inference

Consider a factor augmented regression model

$$\begin{aligned} y_t &= \boldsymbol{\beta}'\mathbf{g}_t + \boldsymbol{\nu}'\mathbf{x}_t + \eta_t, \\ \mathbf{g}_t &= \boldsymbol{\theta}'\mathbf{x}_t + \boldsymbol{\varepsilon}_{g,t} \end{aligned} \quad (4.1)$$

where \mathbf{g}_t is a treatment variable whose effect $\boldsymbol{\beta}$ we would like to make inference about, based on the data $\{(\mathbf{g}_t, \mathbf{x}_t, y_t) : t \leq T\}$. The model contains high-dimensional control variables $\mathbf{x}_t = (x_{1t}, \dots, x_{Nt})$ that determine both the outcome and treatment variables. Having many control variables creates challenges for statistical inferences, as such, we assume that $(\boldsymbol{\nu}, \boldsymbol{\theta})$ are sparse vectors. Belloni et al. (2014) proposed to make inference using Robinson (1988)'s residual-regression, by first selecting among the high-dimensional controls in both the y_t and \mathbf{g}_t equations.

Often, the control variables are strongly correlated due to the presence of confounding factors

$$\mathbf{x}_t = \mathbf{B}\mathbf{f}_t + \mathbf{u}_t. \quad (4.2)$$

This invalidates the conditions of using penalized regressions to directly select among \mathbf{x}_t . Instead, if we substitute (4.2) to (4.1), we reach

$$\begin{aligned} y_t &= \boldsymbol{\alpha}'_y\mathbf{f}_t + \boldsymbol{\gamma}'\mathbf{u}_t + \varepsilon_{y,t}, \\ \mathbf{g}_t &= \boldsymbol{\alpha}'_g\mathbf{f}_t + \boldsymbol{\theta}'\mathbf{u}_t + \boldsymbol{\varepsilon}_{g,t}, \\ \varepsilon_{y,t} &= \boldsymbol{\beta}'\boldsymbol{\varepsilon}_{g,t} + \eta_t \end{aligned} \quad (4.3)$$

where $\boldsymbol{\alpha}'_g = \boldsymbol{\theta}'\mathbf{B}$, $\boldsymbol{\alpha}'_y = \boldsymbol{\beta}'\boldsymbol{\alpha}'_g + \boldsymbol{\nu}'\mathbf{B}$, and $\boldsymbol{\gamma}' = \boldsymbol{\beta}'\boldsymbol{\theta}' + \boldsymbol{\nu}'$. We then reach a factor-augmented model with high-dimensional latent controls \mathbf{u}_t . Here $(\boldsymbol{\alpha}_y, \boldsymbol{\alpha}_g, \boldsymbol{\beta})$ are low-dimensional coefficient vectors while $(\boldsymbol{\gamma}, \boldsymbol{\theta})$ are high-dimensional sparse vectors. Fan et al. (2018b) and Hansen and Liao (2018) showed that the penalized regression can be successfully applied to (4.3) to select among components in \mathbf{u}_t , which are cross-sectionally weakly correlated. Their approaches require crucially that the space of factors needs to be strong so that we can

consistently estimate the number of factors $r = \dim(\mathbf{f}_t)$ first.

The main theoretical result of this section is to show that the factor-augmented post-selection inference is valid for any $R \geq r$. Therefore, we have addressed an important question in empirical applications, where the evidence of the number of factors is not so strong and one may use a slightly larger number of “working factors”. The theoretical intuition, again, is that the model depends on \mathbf{f}_t only through transformation invariant terms, so that

$$\widehat{\boldsymbol{\alpha}}_y' \widehat{\mathbf{f}}_t = \boldsymbol{\alpha}_y' \mathbf{H}^+ \mathbf{H} \mathbf{f}_t + o_P(1) = \boldsymbol{\alpha}_y' \mathbf{f}_t + o_P(1).$$

In addition, \mathbf{u}_t can also be well estimated with over-identified number of factors, as ensured by Theorem 3.1.

Importantly, we admit the special case $r = 0$, and $R \geq 1$, leading to $\boldsymbol{\alpha}_y$ and $\boldsymbol{\alpha}_g$ both being zero in (4.3). That is, there are no factors, $\mathbf{x}_t = \mathbf{u}_t$ itself is cross-sectionally weakly dependent, but nevertheless we estimate $R \geq 1$ number of factors to run post-selection inference. This setting is empirically relevant as it allows to avoid pre-testing the presence of common factors for inference. The simulations in Section 6.4 show that with $R \geq r$, this procedure works well even if $r = 0$; but when $r \geq 1$ number of factors are present, selecting directly on \mathbf{x}_t leads to severely biased estimations for $\boldsymbol{\beta}$. Therefore as a practical guidance, we recommend that one should always run factor-augmented post-selection inference, with $R \geq 1$, to guard against confounding factors among the control variables.

Below we first present the factor-augmented algorithm as in Hansen and Liao (2018) for estimating (4.1). For notational simplicity, we focus on the univariate case $\dim(\boldsymbol{\beta}) = 1$.

Algorithm 4.1. Estimate $\boldsymbol{\beta}$ as follows.

Step 1 Fix the working number of factors R . Estimate $\{(\mathbf{f}_t, \mathbf{u}_t) : t \leq T\}$ as in Section 2.

Step 2 (1) Estimate coefficients: $\widehat{\boldsymbol{\alpha}}_y = (\sum_{t=1}^T \widehat{\mathbf{f}}_t \widehat{\mathbf{f}}_t')^{-1} \sum_{t=1}^T \widehat{\mathbf{f}}_t y_t$, and $\widehat{\boldsymbol{\alpha}}_g = (\sum_{t=1}^T \widehat{\mathbf{f}}_t \widehat{\mathbf{f}}_t')^{-1} \sum_{t=1}^T \widehat{\mathbf{f}}_t \mathbf{g}_t$.

(2) Run penalized regression:

$$\begin{aligned} \tilde{\gamma} &= \arg \min_{\gamma} \frac{1}{T} \sum_{t=1}^T (y_t - \widehat{\boldsymbol{\alpha}}_y' \widehat{\mathbf{f}}_t - \gamma' \widehat{\mathbf{u}}_t)^2 + P_{\tau}(\gamma), \\ \tilde{\boldsymbol{\theta}} &= \arg \min_{\boldsymbol{\theta}} \frac{1}{T} \sum_{t=1}^T (\mathbf{g}_t - \widehat{\boldsymbol{\alpha}}_g' \widehat{\mathbf{f}}_t - \boldsymbol{\theta}' \widehat{\mathbf{u}}_t)^2 + P_{\tau}(\boldsymbol{\theta}). \end{aligned}$$

(3) Run post-selection refitting: let $\hat{J} = \{j \leq p : \tilde{\gamma}_j \neq 0\} \cup \{j \leq p : \tilde{\theta}_j \neq 0\}$.

$$\begin{aligned}\hat{\gamma} &= \arg \min_{\gamma} \frac{1}{T} \sum_{t=1}^T (y_t - \hat{\alpha}'_y \mathbf{f}_t - \gamma' \hat{\mathbf{u}}_t)^2, \quad \text{such that } \hat{\gamma}_j = 0 \text{ if } j \notin \hat{J}. \\ \hat{\theta} &= \arg \min_{\theta} \frac{1}{T} \sum_{t=1}^T (\mathbf{g}_t - \hat{\alpha}'_g \mathbf{f}_t - \theta' \hat{\mathbf{u}}_t)^2, \quad \text{such that } \hat{\theta}_j = 0 \text{ if } j \notin \hat{J}.\end{aligned}$$

Step 3 Estimate residuals: $\hat{\varepsilon}_{y,t} = y_t - (\hat{\alpha}'_y \mathbf{f}_t + \hat{\gamma}' \hat{\mathbf{u}}_t)$, and $\hat{\varepsilon}_{g,t} = \mathbf{g}_t - (\hat{\alpha}'_g \mathbf{f}_t + \hat{\theta}' \hat{\mathbf{u}}_t)$.

Step 4 Estimate β by residual-regression:

$$\hat{\beta} = \left(\sum_{t=1}^T \hat{\varepsilon}_{g,t}^2 \right)^{-1} \sum_{t=1}^T \hat{\varepsilon}_{g,t} \hat{\varepsilon}_{y,t}.$$

Note that $\gamma \mapsto P_\tau(\gamma)$ is a sparse-induced penalty function with a tuning parameter τ . In the main theorem below, we prove for the lasso $P_\tau(\gamma) = \tau \|\gamma\|_1$, where $\|\gamma\|_1 = \sum_{j=1}^N |\gamma_j|$. As in Bickel et al. (2009), we set

$$\tau = C \sqrt{\frac{\sigma^2 \log N}{T}}$$

for some constant $C > 4$, where $\sigma^2 = \text{var}(\varepsilon_{y,t})$ for estimating γ , and $\sigma^2 = \text{var}(\varepsilon_{g,t})$ for estimating θ . We also refer to Belloni et al. (2014) for feasible tunings that iteratively estimates σ^2 .

4.2.2 The main result

We impose the following assumptions.

Assumption 4.2. (i) $\mathbb{E}(\varepsilon_{g,t} | \mathbf{u}_t, \mathbf{f}_t) = 0$ and $\mathbb{E}(\varepsilon_{y,t} | \mathbf{u}_t, \mathbf{f}_t) = 0$,
(ii) Coefficients: there is $C > 0$, so that $\|\alpha_y\|$, $\|\alpha_g\|$, $\|\beta\|$ are all bounded by C .

Assumption 4.3. (i) Weak dependence: There is $C > 0$, almost surely,

$$\max_{j,i \leq N} \frac{1}{NT} \sum_{q,v \leq N} \sum_{t,s \leq T} |\text{Cov}(u_{it} u_{qt}, u_{js} u_{vs})| < C,$$

$$\max_{i \leq N, s \leq T} \sum_{j \leq N} \sum_{t \leq T} |\mathbb{E}(u_{it} u_{js} | \mathbf{F})| < C,$$

$$\max_{s \leq T} \sum_{t \leq T} |\mathbb{E}(\varepsilon_{y,t} \varepsilon_{y,s} | \mathbf{F}, \mathbf{U})| + \max_{s \leq T} \sum_{t \leq T} |\mathbb{E}(\varepsilon_{g,t} \varepsilon_{g,s} | \mathbf{F}, \mathbf{U})| < C,$$

(ii) Uniform bounds: in addition to those of Assumption 3.3, we assume:

$$\max_{i \leq N} \left| \frac{1}{T} \sum_{t=1}^T u_{it} \varepsilon_{g,t} \right| = O_P\left(\sqrt{\frac{\log N}{T}}\right), \text{ and } \max_{i \leq N} \left| \frac{1}{T} \sum_{t=1}^T u_{it} \varepsilon_{y,t} \right| = O_P\left(\sqrt{\frac{\log N}{T}}\right).$$

Suppose the high-dimensional coefficients $\boldsymbol{\theta}$ and $\boldsymbol{\gamma}$ are strictly sparse. Let J denote the nonzero index set:

$$J = \{j \leq N : \theta_j \neq 0\} \cup \{j \leq N : \gamma_j \neq 0\},$$

The following *sparse eigenvalue condition* is standard and is needed for the post-selection inference. Note that it is imposed on the covariance of \mathbf{u}_t rather than \mathbf{x}_t , because \mathbf{u}_t is weakly dependent.

Assumption 4.4 (Sparse eigenvalue condition). *For any $\mathbf{v} \in \mathbb{R}^N \setminus \{0\}$, define:*

$$\phi_{\min}(m) = \inf_{\mathbf{v} \in \mathbb{R}^N : 1 \leq \|\mathbf{v}\|_0 \leq m} \mathcal{R}(\mathbf{v}), \quad \text{and } \phi_{\max}(m) = \sup_{\mathbf{v} \in \mathbb{R}^N : 1 \leq \|\mathbf{v}\|_0 \leq m} \mathcal{R}(\mathbf{v}),$$

where $\mathcal{R}(\mathbf{v}) := \|\mathbf{v}\|^{-2} \mathbf{v}' \frac{1}{T} \sum_{t=1}^T \mathbf{u}_t \mathbf{u}_t' \mathbf{v}$. Then there is a sequence $l_T \rightarrow \infty$ and $c_1, c_2 > 0$ so that with probability approaching one,

$$c_1 < \phi_{\min}(l_T |J|_0) \leq \phi_{\max}(l_T |J|_0) < c_2.$$

Assumption 4.5. (i) $\frac{1}{T} \sum_{t=1}^T \boldsymbol{\varepsilon}_{g,t}^2 \xrightarrow{P} \sigma_g^2$ for some $\sigma_g^2 > 0$.

(ii) $\frac{1}{\sqrt{T}} \sum_{t=1}^T \eta_t \boldsymbol{\varepsilon}_{g,t} \xrightarrow{d} \mathcal{N}(0, \sigma_{\eta g}^2)$ for some $\sigma_{\eta g}^2 > 0$. In addition, there is a consistent variance estimator $\hat{\sigma}_{\eta g}^2 \xrightarrow{P} \sigma_{\eta g}^2$.

(iii) The rates $(N, T, |J|_0)$ satisfy:

$$|J|_0^4 + |J|_0^2 \log^2 N = o(T), \quad \text{and } |J|_0^4 T = o(N^2).$$

Condition 4.5 (iii), for $|J|_0^4 T = o(N^2)$, requires the dimension be relatively large in order to accurately estimate the latent factors.

Theorem 4.2. Suppose $\hat{\mathbf{f}}_t$ contains $R \geq r \geq 0$ number of diversified weighted averages of \mathbf{x}_t . If $r \geq 1$ (there are factors in \mathbf{x}_t), Assumptions 2.1-3.3, 4.2-4.5 hold. If $r = 0$ (there are no factors in \mathbf{x}_t), Assumption 2.2 is relaxed, and all \mathbf{f}_t involved in the above assumptions can be removed. Then as $T, N \rightarrow \infty$, for all bounded $R \geq r \geq 0$,

$$\sigma_{\eta,g}^{-1} \sigma_g^2 \sqrt{T} (\hat{\boldsymbol{\beta}} - \boldsymbol{\beta}) \xrightarrow{d} \mathcal{N}(0, 1).$$

Let Φ denote the standard normal distribution function. Fix a significant level τ , let $\zeta_\tau = \Phi^{-1}(1 - \tau/2)$. In addition, let $\hat{\sigma}_g^2 = \frac{1}{T} \sum_{t=1}^T \hat{\varepsilon}_{g,t}^2$. Immediately, we have the following uniform coverage.

Corollary 4.1. *Suppose the assumptions of Theorem 4.2 hold. Let $\bar{R} > 0$ be a fixed upper bound for R . Then uniformly for all $0 \leq r \leq R \leq \bar{R}$,*

$$\mathbb{P} \left(\boldsymbol{\beta} \in [\hat{\boldsymbol{\beta}} \pm \frac{1}{\sqrt{T}} \hat{\sigma}_{\eta,g} \hat{\sigma}_g^{-2} \zeta_\tau] \right) \rightarrow 1 - \tau.$$

The novelty of the above uniformity is that the coverage is valid uniformly for all bounded true number of factors r , and all the over-estimated working number of factors R . In particular, it also admits the weak-dependence $r = 0$ while $R \geq 1$ as a special case.

Remark 4.1. For completeness of the theorem, we need to define the estimator for the case $R = 0$ as well. In this case we do not extract any factor estimators, and simply set $\hat{\boldsymbol{\alpha}}_y = \hat{\boldsymbol{\alpha}}_g = 0$, and $\hat{\mathbf{u}}_t = \mathbf{x}_t$ in Algorithm 4.1. This is then the same setting as in Belloni et al. (2014).

4.3 Testing Specification of Financial Factors in Asset Pricing

In financial asset pricing models, suppose $\mathbf{x}_t = \mathbf{B}\mathbf{f}_t + \mathbf{u}_t$ is the true factor structure of the excess return vector \mathbf{x}_t , yet the identity of the factors $\mathbf{f}_t \in \mathbb{R}^r$ is unknown. Many empirical factors have been proposed and tested, where \mathbf{f}_t is empirically replaced by “observed factors” \mathbf{g}_t . Popular choices of \mathbf{g}_t are proposed and discussed in seminal works by Fama and French (1992, 2015); Carhart (1997), which are known as either the Fama-French factors or Carhart-four factor models.

We test the (linear) specification of a given set of empirical factors \mathbf{g}_t . That is, we test:

$$H_0 : \text{there is a } r \times r \text{ invertible matrix } \boldsymbol{\theta} \text{ so that } \mathbf{g}_t = \boldsymbol{\theta}\mathbf{f}_t, \quad \forall t \leq T.$$

Under the null hypothesis, \mathbf{g}_t and \mathbf{f}_t are linear functions of each other. We propose a simple statistic:

$$\|\mathbf{P}_{\mathbf{G}} - \mathbf{P}_{\hat{\mathbf{F}}}\|_F^2$$

where $\mathbf{G} = (\mathbf{g}_1, \dots, \mathbf{g}_T)'$ and recall that $\mathbf{P}_{(\cdot)}$ denotes the projection matrix. Here we still use the diversified factor estimator $\hat{\mathbf{F}}$. The test statistic measures the distance between spaces respectively spanned by \mathbf{g}_t and $\hat{\mathbf{f}}_t$. To derive the asymptotic null distribution, we naturally set the working number of factors $R = \dim(\mathbf{g}_t)$, which is known and equals $\dim(\mathbf{f}_t) = r$ under the null. Then Theorem 3.2 implies that $\|\mathbf{P}_{\hat{\mathbf{F}}} - \mathbf{P}_{\mathbf{F}}\|_F = o_P(1)$.

4.3.1 Asymptotic null distribution

With the diversified factor estimators, the null distribution of the statistic is very easy to derive, and satisfies:

$$\frac{N\sqrt{T}(\|\mathbf{P}_{\mathbf{G}} - \mathbf{P}_{\hat{\mathbf{F}}}\|_F^2 - \text{MEAN})}{\sigma} \xrightarrow{d} \mathcal{N}(0, 1),$$

where for $\mathbf{A} := 2\mathbf{H}'^{-1}(\frac{1}{T}\mathbf{F}'\mathbf{F})^{-1}\mathbf{H}^{-1}$,

$$\begin{aligned} \text{MEAN} &= \frac{1}{N^2} \text{tr } \mathbf{A}\mathbf{W}' \mathbb{E}(\mathbf{u}_t \mathbf{u}_t' | \mathbf{F}) \mathbf{W} \\ \sigma^2 &= \text{Var}\left(\frac{1}{N} \text{tr } \mathbf{A}\mathbf{W}' \mathbf{u}_t \mathbf{u}_t' \mathbf{W} | \mathbf{F}\right) > 0. \end{aligned}$$

Here we assume $\sigma^2 > 0$ to be bounded away from zero. To avoid nonparametrically estimating high-dimensional covariances, we shall assume the conditional covariances in both bias and variance are independent of \mathbf{F} almost surely. Nevertheless, the bias depends on estimating a high-dimensional matrix $\Sigma_u = \mathbb{E}(\mathbf{u}_t \mathbf{u}_t')$. We employ the sparse covariance $\hat{\Sigma}_u$ as defined in Section 3.1 and replace the bias by: for $\hat{\mathbf{A}} := 2(\frac{1}{T}\hat{\mathbf{F}}'\hat{\mathbf{F}})^{-1}$,

$$\widehat{\text{MEAN}} := \frac{1}{N^2} \text{tr } \hat{\mathbf{A}}\mathbf{W}' \hat{\Sigma}_u \mathbf{W}.$$

Further suppose σ can be consistently estimated by some $\hat{\sigma}$, then together, we have the feasible standardized statistic:

$$\frac{N\sqrt{T}(\|\mathbf{P}_{\hat{\mathbf{F}}} - \mathbf{P}_{\mathbf{G}}\|_F^2 - \widehat{\text{MEAN}})}{\hat{\sigma}}. \quad (4.4)$$

The problem, however, is not as straightforward as it looks by far. The use of $\widehat{\text{MEAN}}$ and $\hat{\sigma}$ both come with issues, as we now explain.

The issue of $\widehat{\text{MEAN}}$.

When deriving the asymptotic null distribution, we need to address the effect of $\hat{\Sigma}_u - \Sigma_u$, which is to show

$$\frac{N\sqrt{T}(\widehat{\text{MEAN}} - \text{MEAN})}{\sigma} \approx \frac{N\sqrt{T}}{\sigma} \frac{1}{N^2} \text{tr } \mathbf{A}\mathbf{W}' (\hat{\Sigma}_u - \Sigma_u) \mathbf{W} \xrightarrow{P} 0. \quad (4.5)$$

But simply applying the rate of convergence of $\|\hat{\Sigma}_u - \Sigma_u\|$ in Theorem 3.1 fails to show

the above convergence, even though the rate is minimax optimal¹. Similar phenomena also arise in Fan et al. (2015); Bai and Liao (2017), where a plug-in estimator for Σ_u is used for inferences. As in these papers, proving (4.5) requires a new technical argument to address the accumulation of high-dimensional estimation errors. It requires a strengthened condition on the weak cross-sectional dependence, in Assumption 4.9 below.

The issue of $\hat{\sigma}$.

It is difficult to estimate σ through residuals $\hat{\mathbf{u}}_t$ since $\mathbf{W}'\hat{\mathbf{u}}_t = 0$ almost surely. In fact, estimated \mathbf{u}_t constructed based on any factor estimator would lead to *inconsistent* estimator for σ^2 . Therefore, we propose to estimate σ^2 by parametric bootstrap. Observe that $\frac{1}{\sqrt{N}}\mathbf{W}'\mathbf{u}_t$ is asymptotically normal, whose variance is given by $\mathbf{V} = \frac{1}{N}\mathbf{W}'\Sigma_u\mathbf{W}$. Hence σ^2 should be approximately equal to

$$f(\mathbf{A}, \mathbf{V}) := \text{Var}\left(\frac{1}{N} \text{tr} \mathbf{A}\mathbf{W}'\mathbf{Z}_t\mathbf{Z}_t'\mathbf{W}\right) \quad (4.6)$$

where \mathbf{Z}_t is distributed as $\mathcal{N}(0, \mathbf{V})$. Therefore we estimate σ^2 by

$$\hat{\sigma}^2 = f(\hat{\mathbf{A}}, \hat{\mathbf{V}}), \quad \text{with } \hat{\mathbf{V}} = \frac{1}{N}\mathbf{W}'\hat{\Sigma}_u\mathbf{W},$$

which can be calculated by simulating from $\mathcal{N}(0, \hat{\mathbf{V}})$.

Above all, despite of the simple construction of $\hat{\mathbf{F}}$, the technical problem is still relatively challenging. Therefore, this subsection calls for relatively stronger conditions, as we now impose.

Assumption 4.6. (i) $\{\mathbf{u}_t : t \leq T\}$ are stationary and conditionally serially independent, given $\mathbf{F} = (\mathbf{f}_1, \dots, \mathbf{f}_T)$.

(ii) There is $C > 0$, $\mathbb{E} \left\| \frac{1}{\sqrt{N}}\mathbf{W}'\mathbf{u}_t \right\|^4 < C$.

(iii) $\nu_{\min}(\mathbf{H}) > c$ for some $c > 0$.

The next assumption ensures that σ^2 can be estimated by simulating from the Gaussian distribution.

Assumption 4.7. (i) There is $c > 0$ so that $\sigma^2 > c$.

(ii) As $N \rightarrow \infty$, $|\sigma^2 - f(\mathbf{A}, \mathbf{V})| \rightarrow 0$ almost surely in \mathbf{F} , where $f(\mathbf{A}, \mathbf{V})$ is given in (4.6).

Next, we shall require Σ_u be strictly sparse, in the sense that the “small” off-diagonal

¹Even if $\|\hat{\Sigma}_u - \Sigma_u\| = O_P(T^{-1/2})$, a simple calculation would only yield $\frac{N\sqrt{T}}{\sigma} \frac{1}{N^2} \|\mathbf{A}\mathbf{W}'\| \|\hat{\Sigma}_u - \Sigma_u\| \|\mathbf{W}\| \leq O_P(1)$ but not necessarily $o_P(1)$.

entries are exactly zero. In this case, we use the following measurement for the total sparsity:

$$D_N := \sum_{i,j \leq N} 1\{\mathbb{E} u_{it} u_{jt} \neq 0\}.$$

Recall that $\omega_{NT} := \sqrt{\frac{\log N}{T}} + \frac{1}{\sqrt{N}}$. We assume:

Assumption 4.8 (Strict sparsity). (i) $(\frac{\omega_{NT}^2 \sqrt{T}}{N}) D_N \rightarrow 0$.
(ii) $\min\{|\mathbb{E} u_{it} u_{jt}| : \mathbb{E} u_{it} u_{jt} \neq 0\} \gg \omega_{NT}$.

For block-diagonal matrices with finite block sizes, $D_N = O(N)$; for banded matrices with band size l_N , $D_N = O(l_N N)$. In general, suppose $D_N = l_N N$ with some slowly growing $l_N \rightarrow \infty$. Then condition (i) reduces to requiring

$$l_N^2 \log N \ll l_N \sqrt{T} \ll N.$$

This requires an upper bound for l_N ; in addition, the lower bound for N arises from the requirement of estimating factors. Condition (ii) requires that the nonzero entries are well-separated from the statistical errors.

The final assumption is the key condition to argue for (4.5). It requires further conditions on the weak cross-sectional dependence, in addition to the sparsity.

Assumption 4.9. Write $\sigma_{u,ij} := \mathbb{E} u_{it} u_{jt}$. There is $C > 0$ so that

$$\frac{1}{N} \sum_{(m,n): \sigma_{u,mn} \neq 0} \sum_{(i,j): \sigma_{u,ij} \neq 0} |\text{Cov}(u_{it} u_{jt}, u_{mt} u_{nt})| < C.$$

Fan et al. (2015) proved that if u_{it} is Gaussian, then a sufficient condition for Assumption 4.9 is as follows:

$$D_N = O(N), \text{ and } \max_{i \leq N} \sum_{j \leq N} 1\{\mathbb{E} u_{it} u_{jt} \neq 0\} = O(1),$$

which is the case for block diagonal matrices with finite members in each block and banded matrices with $l_N = O(1)$.

With the imposed assumptions, we have the following asymptotic null distribution.

Theorem 4.3. Suppose $R = \dim(\mathbf{g}_t)$, and Assumptions 2.1, 3.1 - 3.3, 4.6- 4.9 hold. As $N, T \rightarrow \infty$, under H_0 ,

$$\frac{N\sqrt{T}(\|\mathbf{P}_{\hat{\mathbf{F}}} - \mathbf{P}_{\mathbf{G}}\|_F^2 - \widehat{\text{MEAN}})}{\widehat{\sigma}} \xrightarrow{d} \mathcal{N}(0, 1).$$

4.4 Discussions of further applications

4.4.1 Factor-driven false discovery control for multiple testing.

Controlling the false discovery proportion (FDP) in large-scale hypothesis testing based on strongly correlated testing series has been an important problem. Romano et al. (2008) have provided many applications. Suppose the data are generated from a latent factor model with drift:

$$\mathbf{x}_t = \boldsymbol{\alpha} + \mathbf{B}\mathbf{f}_t + \mathbf{u}_t,$$

where $\boldsymbol{\alpha} = (\alpha_1, \dots, \alpha_N)'$ is the mean vector of \mathbf{x}_t . This model allows strong cross-sectional dependences among \mathbf{x}_t . We are interested in testing N number of hypotheses:

$$H_0^i : \alpha_i = 0, \quad i = 1, \dots, N.$$

In empirical asset pricing, the model can be used to identify nonzero alphas out of a large number of assets. It has also been extensively used in the mutual fund literature to identify skilled fund managers, e.g., Barras et al. (2010) and Harvey et al. (2015).

Let Z_i be a test statistic for H_0^i , which rejects if $|Z_i| > x$ given some x . The FDP is defined as $\text{FDP}(x) = V(x)/R(x)$, where $V(x) = N^{-1} \sum_{\alpha_0=0} 1\{|Z_i| > x\}$ and $R(x) = N^{-1} \sum_{i=1}^N 1\{|Z_i| > x\}$ are the total number of false rejections and the total number of rejections respectively. The literature on FDP control proposes various methods to choose x so that $\text{FDP}(x) \leq \tau$ for a pre-determined value $\tau > 0$. Standard algorithms require the test statistics Z_i be cross-sectionally weakly correlated. However, for $\bar{\mathbf{f}} = \frac{1}{T} \sum_t \bar{\mathbf{f}}_t$ and $\bar{\mathbf{u}} = \frac{1}{T} \sum_t \bar{\mathbf{u}}_t$, we have

$$\bar{\mathbf{x}} = \frac{1}{T} \sum_t \bar{\mathbf{x}}_t = \boldsymbol{\alpha} + \mathbf{B}\bar{\mathbf{f}} + \bar{\mathbf{u}}.$$

So the presence of $\mathbf{B}\mathbf{f}_t$ makes the mean vector be cross-sectionally strongly dependent, failing usual FDP procedures based on $Z_i = \bar{x}_i$. Fan et al. (2018a); Giglio et al. (2018) proposed test statistics that subtract the PCA of the sample covariance of \mathbf{x}_t . The PCA-based method, as we described in the paper, requires factors be strong so that $r = \dim(\mathbf{f}_t)$ is accurately

estimated.

The diversified projection can be applied directly as a simple implementation for the FDP control, valid for all $R \geq r$ and allows weak factors. Specifically, let the diversified projection be $\widehat{\mathbf{f}}_t = \frac{1}{N} \mathbf{W}' \mathbf{x}_t$, and let $\widehat{\mathbf{b}}_i$ be the OLS estimator for the slope vector by regressing x_{it} on $\widehat{\mathbf{f}}_t$ with intercept. Then we can define the factor-adjusted test statistics $Z_i = \widehat{\alpha}_i / se(\widehat{\alpha}_i)$ where

$$\widehat{\alpha}_i = \bar{x}_i - \widehat{\mathbf{b}}_i' \widehat{\mathbf{f}}, \quad \widehat{\mathbf{f}} = \frac{1}{T} \sum_{t=1}^T \widehat{\mathbf{f}}_t,$$

and $se(\widehat{\alpha}_i)$ is the associated standard error. Our theories imply the following expansion, uniformly for $i = 1, \dots, N$ and all $R \geq r$,

$$\begin{aligned} \widehat{\alpha}_i - \alpha_i &= \frac{1}{T} \sum_{t=1}^T \mathbf{g}_t u_{it} - \mathbf{b}_i \mathbf{H}^{+'} \frac{1}{N} \mathbf{W}' \boldsymbol{\alpha} + o_P(T^{-1/2}), \text{ where} \\ \mathbf{g}_t &= 1 - \bar{\mathbf{f}}' \dot{\mathbf{S}}_f^{-1} (\mathbf{f}_t - \bar{\mathbf{f}}), \quad \dot{\mathbf{S}}_f = \frac{1}{T} \sum_t (\mathbf{f}_t - \bar{\mathbf{f}})(\mathbf{f}_t - \bar{\mathbf{f}})'. \end{aligned}$$

In the presence of nonzero $\boldsymbol{\alpha}$, $\widehat{\mathbf{f}}_t$ is a biased estimator for $\mathbf{H} \mathbf{f}_t$. Such a bias gives rise to the second term in the expansion of $\widehat{\alpha}_i - \alpha_i$. But under the sparse alternative, that is, only a few H_0^i are false, this term is diversified away:

$$\max_{i \leq N} |\mathbf{b}_i \mathbf{H}^{+'} \frac{1}{N} \mathbf{W}' \boldsymbol{\alpha}| = O_P(N^{-1} \mathbf{1}\{i \leq N : H_0^i \text{ is false}\}) = o_P(T^{-1/2}).$$

This gives rise to the desired expansion $\widehat{\alpha}_i - \alpha_i = \frac{1}{T} \sum_{t=1}^T \mathbf{g}_t u_{it} + o_P(T^{-1/2})$, so that Z_i are weakly dependent across i . Therefore, we can apply standard procedures to Z_i for the false discovery control.

4.4.2 PCA on a low dimensional space

After applying the diversified projection to \mathbf{x}_t to reduce to a lower dimensional space $\widehat{\mathbf{f}}_t$, one can continue to employ the PCA on $\widehat{\mathbf{f}}_t$ to estimate the factor space and the number of factors. Therefore, the diversified projection can be further combined with PCA through a two-step procedure. Namely,

Step 1. Take R number of diversified projections $\widehat{\mathbf{f}}_t = \frac{1}{N} (\mathbf{w}'_1 \mathbf{x}_t, \dots, \mathbf{w}'_R \mathbf{x}_t)'$.

Step 2. Take the principal components of $\widehat{\mathbf{f}}_t$ to estimate the factor space and the number of factors.

Step 1 reduces the dimension from N to R by projecting a potentially very large dataset \mathbf{x}_t to a moderately large dataset $\frac{1}{N}\mathbf{w}'\mathbf{x}_t$. We then take the usual principal components on the projected data to estimate the factors in step 2. This makes the problem of step 2 low-dimensional and potentially much easier than benchmark methods for dealing with large datasets.

5 Choices of Diversified Weights

In this section we discuss some specific examples to choose the weight matrix $\mathbf{W} = (\mathbf{w}_1, \dots, \mathbf{w}_R) = (w_{k,i} : k \leq R, i \leq N)$.

Hadamard projection

We can set deterministic weights as in the statistical experimental designs:

$$\mathbf{W} = \begin{pmatrix} 1 & 1 & 1 & 1 & \dots \\ 1 & -1 & 1 & 1 & \\ 1 & 1 & -1 & 1 & \\ 1 & -1 & -1 & -1 & \dots \\ 1 & 1 & 1 & -1 & \\ 1 & -1 & 1 & -1 & \\ \vdots & \vdots & \vdots & \vdots & \end{pmatrix}.$$

So for $k \geq 2$, $\mathbf{w}_k = (1'_{k-1}, -1'_{k-1}, 1'_{k-1}, -1'_{k-1}, \dots)$, where 1_m denotes the m -dimensional vector of ones. Closely related types of matrices are known as the Walsh-Hadamard matrices, formed by rearranging the columns so that the number of sign changes in a column is in an increasing order, and the columns are orthogonal. Therefore, we can also set \mathbf{W} as the $N \times R$ upper-left corner submatrix of a Hadamard matrix of dimension 2^K with $K = \lceil \log_2 N \rceil$, where $\lceil \cdot \rceil$ denotes the ceiling function.

Random projection

Let $w_{k,i}$ be independent and randomly generated from a known distribution \mathbb{P}_W . Consider the matrix form of the factor model:

$$\mathbf{X} = \mathbf{B}\mathbf{F}' + \mathbf{U},$$

where \mathbf{X} and \mathbf{U} are the $N \times T$ matrices of (x_{it}) and u_{it} , and \mathbf{F} is the $T \times r$ matrix of latent factors. In this case, $\hat{\mathbf{F}}' = \frac{1}{N}\mathbf{W}'\mathbf{X}$ is also known as the random projection, which has

been used as a popular machine learning technique for dimension reductions (Achlioptas, 2003; Vempala, 2005), and was recently used in the literature for discrete choice models (Chiong and Shum, 2018). For instance, consider the following binary distribution:

$$w_{k,i} = \begin{cases} a, & \text{with probability } 0.5 \\ b, & \text{with probability } 0.5. \end{cases}$$

where typical choices of (a, b) is $(1, 0)$ as the Bernoulli distribution. Alternatively, we can set $(a, b) = (+1, -1)$ ((Rademacher random variables), which is the random long-short strategy for portfolio allocations . Another recommendation is the truncated standard normal distribution. In general, we recommend the use of *sub-Gaussian tailed* distributions in the following sense: we use \mathbb{P}_W to denote the probability measure with respect to the distribution of \mathbf{W} , conditionally on the data generating process. That means, by considering events in \mathbb{P}_W , the “data” $\mathbf{X}, \mathbf{F}, \mathbf{U}$ are treated fixed. Recall that $\mathbf{w}_k = (w_{k,1}, \dots, w_{k,N})'$ for $k \leq R$.

Assumption 5.1. *Suppose $\{w_{k,i} : k \leq R, i \leq N\}$ are i.i.d. samples from a distribution \mathbb{P}_W so that $\mathbb{E} w_{k,i} = 0$, $\text{Var}(w_{k,i}) = \sigma_w^2$, satisfying the following sub-Gaussian tails: there are $C, \alpha > 0$, for any $\mathbf{a} \in \mathbb{R}^N$ with $\|\mathbf{a}\| = 1$, and all $x > 0$,*

$$\mathbb{P}_W(\sigma_w^{-1} \mathbf{a}' \mathbf{w}_k > x) \leq C e^{-\alpha x^2}. \quad (5.1)$$

It can be shown that the random projection arising from sub-Gaussian tailed distributions, when applied to factor models, has a nice implication: it is nearly as optimal for low-rank approximation to \mathbf{X} , in the following sense. Let

$$\widehat{\mathbf{X}} := \widehat{\mathbf{B}} \widehat{\mathbf{F}}'$$

be the estimated common component $\mathbf{B} \mathbf{F}'$ using the random projection, where $\widehat{\mathbf{B}} = \mathbf{X} \widehat{\mathbf{F}} (\widehat{\mathbf{F}}' \widehat{\mathbf{F}})^{-1}$. Note that $\text{rank}(\widehat{\mathbf{X}}) = R$, so we can treat $\widehat{\mathbf{X}}$ as a rank- R approximation to \mathbf{X} . Now consider the problem of finding the best rank- R approximation:

$$\mathbf{A}^* := \min_{\mathbf{A}} \|\mathbf{X} - \mathbf{A}\|_F^2 : \quad \text{rank}(\mathbf{A}) = R.$$

The solution is well known to be the PC-estimator: $\mathbf{A}^* = \widehat{\mathbf{B}}_{PC} \widehat{\mathbf{F}}'_{PC}$, where the columns of $\widehat{\mathbf{F}}_{PC}$ are \sqrt{T} times the first R eigenvectors of the $T \times T$ matrix $\mathbf{X}' \mathbf{X}$, and $\widehat{\mathbf{B}}_{PC}$ is obtained by regressing \mathbf{X} on $\widehat{\mathbf{F}}_{PC}$. While $\widehat{\mathbf{X}}$ cannot do better than \mathbf{A}^* , we can show that the random

projection produces diversified factor estimators that are not much worse.

Proposition 5.1. *Given a fixed working number of factors R (it is not required $R \geq r$), suppose that Assumption 5.1 holds. There are $C, C_1 > 0$, for any $\epsilon \in (0, 1)$, with \mathbb{P}_W -probability at least $1 - CT e^{-C_1 R \epsilon^2}$,*

$$\|\mathbf{X} - \widehat{\mathbf{X}}\|_F^2 \leq \|\mathbf{X} - \mathbf{A}^*\|_F^2 + \epsilon \|\mathbf{A}^*\|_F^2.$$

The key intuition of Proposition 5.1 is based on the following “Johnson-Lindenstrauss” property (Johnson and Lindenstrauss, 1984), which is essential for the dimension reduction property of random projections. It says that, under the sub-Gaussian condition, for an arbitrarily small $\epsilon > 0$ and any $\mathbf{y} \in \mathbb{R}^N$, with the probability with respect to \mathbb{P}_W at least $1 - C e^{-C_1 R \epsilon^2}$,

$$(1 - \epsilon) \|\mathbf{y}\| \leq \frac{1}{\sigma_w \sqrt{R}} \|\mathbf{W}' \mathbf{y}\| \leq (1 + \epsilon) \|\mathbf{y}\|.$$

Intuitively, this ensures that the random projection, while substantially decreases the rank of the original data, does not lose much of the information. In addition, the probability $1 - C e^{-C_1 R \epsilon^2}$ increases as the “working dimension” R increases. We establish the Johnson-Lindenstrauss property in the factor model context, which then leads to Proposition 5.1.

6 Monte Carlo Experiments

In this section we illustrate the finite sample properties of the forecasting and inference methods based on diversified factors, and compare among three choices for the weight matrix:

- (i) Rademacher weights: $w_{k,i}$ is generated from the binary distribution, taking values from $\{+1, -1\}$ with equal probabilities
- (ii) Truncated normal: $w_{k,i}$ is generated from the standard normal concentrated on $[-4, 4]$, where the truncation is chosen to support 99.99% probability mass.
- (iii) Hadamard weight: $\mathbf{w}_1 = \mathbf{1}$ and $\mathbf{w}_k = (\mathbf{1}'_{k-1}, -\mathbf{1}'_{k-1}, \mathbf{1}'_{k-1}, -\mathbf{1}'_{k-1}, \dots)$ for $k \geq 2$, where $\mathbf{1}_{k-1}$ is a vector of one’s of length $k - 1$.

We generate the data from $x_{it} = \sum_{k=1}^r \lambda_{i,k} f_{t,k} + u_{it}$ where the factors are multivariate standard normal. We repeatedly generate $\lambda_{i,k}$ ($k \leq r$) independently from $\mathcal{N}(1, 1)$ until \mathbf{B} satisfies that $\max\{\sigma_{\min}(\mathbf{H}), \sigma_{\max}(\mathbf{H})\} < 5$ for all three choices of \mathbf{W} , to ensure that the

transformation matrices $\mathbf{H} = \frac{1}{N}\mathbf{W}'\mathbf{B}$ is well-posed. To generate the idiosyncratic term, we set the $N \times T$ matrix

$$\mathbf{U} = \mathbf{\Sigma}_N^{1/2} \bar{\mathbf{U}} \mathbf{\Sigma}_T^{1/2};$$

here $\bar{\mathbf{U}}$ is an $N \times T$ matrix, whose entries are generated independently from the standard normal distribution. The $N \times N$ matrix $\mathbf{\Sigma}_N$ and the $T \times T$ matrix $\mathbf{\Sigma}_T$ respectively govern the cross-sectional and serial correlations of u_{it} . We set $\mathbf{\Sigma}_T = (\rho_T^{|t-s|})_{st}$, and use a sparse cross-sectional covariance:

$$\mathbf{\Sigma}_N = \text{diag}\{\underbrace{\mathbf{A}, \dots, \mathbf{A}}_{n \text{ of them}}, \mathbf{I}\}, \quad \mathbf{A} = (\rho_N^{|i-j|})$$

where \mathbf{A} is a small four-dimensional block matrix and \mathbf{I} is $(N - 4n) \times (N - 4n)$ identity matrix so that $\mathbf{\Sigma}_N$ has a block-diagonal structure. We fix $n = 3$ and $\rho_N = 0.7$. The numerical performances are studied in the following subsection with various choice of ρ_T to test about the sensitivity against serial correlations.

6.1 In-sample estimation

We first study the performance of estimating $\mathbf{\Sigma}_u$. To do so, we set $r = 1$ and respectively calculate $\hat{\mathbf{\Sigma}}_u$ using $R = r, \dots, r + 3$. For comparison purposes, we also estimate $\mathbf{\Sigma}_u$ using two benchmark estimators: (i) the PC-estimator for factors with $R = r$ (the POET method by Fan et al. (2013)), and (ii) the known-factor method. As for (ii), we use the true factors, and estimate loadings and u_{it} by OLS, followed by SCAD-thresholding. Here we set $\rho_T = 0.7$ so the dependences among u_{it} are relatively strong.

Figure 1 plots $\|\hat{\mathbf{\Sigma}}_u - \mathbf{\Sigma}_u\|$ and $\|\hat{\mathbf{\Sigma}}_u^{-1} - \mathbf{\Sigma}_u^{-1}\|$, averaged over 100 replications, as $N = T$ grows. In the upper panels, we use the Rademacher binary ± 1 weights while in the bottom panels, we use the standard normal weights. While all estimators perform similarly, the POET-estimator is not always better than the diversifying factor estimators. It is more adversely affected by the serial correlations when estimating $\mathbf{\Sigma}_u^{-1}$.

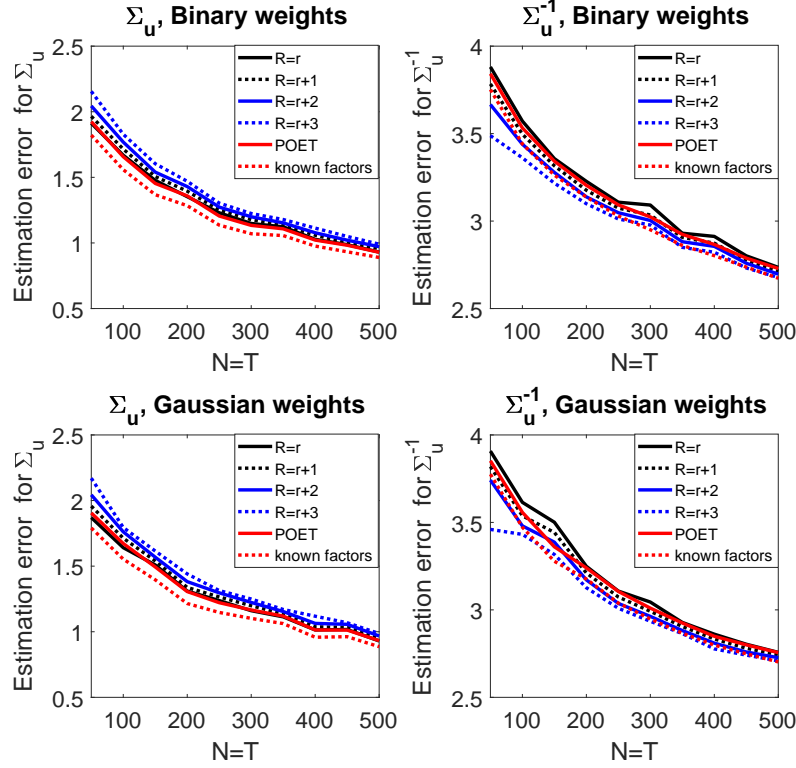


Figure 1: The estimation errors in operator-norm $\|\hat{\Sigma}_u - \Sigma_u\|$ (left) and $\|\hat{\Sigma}_u^{-1} - \Sigma_u^{-1}\|$ (right) as the dimension increases, averaged over 100 replications. We set $N = T$. Here $R = r, \dots, r+3$ correspond to the diversified factor estimators using R number of working factors. In the upper panels, we use the Rademacher ± 1 weights while in the bottom panels, we use the standard normal weights.

6.2 Out-of-sample forecast

We assess the performance of the proposed factor estimators on out-of-sample forecasts. Consider the following forecast model

$$y_{t+1} = \beta_0 + \beta y_t + \boldsymbol{\alpha}' \mathbf{f}_t + \varepsilon_{t+1}$$

where we set $r = \dim(\mathbf{f}_t) = 2$, $(\beta_0, \beta, \alpha) = (1.5, 0.5)$, and $\boldsymbol{\alpha} = (1, 1)'$. In addition, ε_t are independent standard normal. The data generating process for $\mathbf{x}_t = \mathbf{B}\mathbf{f}_t + \mathbf{u}_t$ is the same as before, in the presence of both serial and cross-sectional correlations. We conduct one-step-ahead out-of-sample forecast m times using a moving window of size T . Here T is also the sample size for estimations. We simulate $m + T$ observations in total. For each $t = 0, \dots, m-1$, we use the data $\{(\mathbf{x}_{t+1}, y_{t+1}), \dots, (\mathbf{x}_{t+T}, y_{t+T})\}$ to conduct one-step-ahead forecast of y_{t+T+1} . Specifically, we estimate the factors using $\{\mathbf{x}_{t+1}, \dots, \mathbf{x}_{t+T}\}$, and obtain

$\{\hat{\mathbf{f}}_{t+1}, \dots, \hat{\mathbf{f}}_{t+T}\}$. The coefficients in the forecasting regression is then estimated by the OLS, denoted by $(\hat{\beta}_{0,t+T}, \hat{\beta}_{t+T}, \hat{\boldsymbol{\alpha}}_{t+T})$. We then forecast y_{t+T+1} by

$$\hat{y}_{t+T+1|t+T} = \hat{\beta}_{0,t+T} + \hat{\beta}_{t+T}y_{t+T} + \hat{\boldsymbol{\alpha}}'_{t+T}\hat{\mathbf{f}}_{t+T}.$$

Such a procedure continues for $t = 0, \dots, m-1$.

We compute the diversified factor estimators using the three types of weights, with working number of factors $R = r, r+1, r+3$, and compare their out-of-sample forecast errors with that of the PC-estimator. The PC-estimator uses the true number of factors r . For each method M, we calculate the mean squared out-of-sample forecasting error:

$$\text{MSE}(\text{M}) = \frac{1}{m} \sum_{t=0}^{m-1} (y_{t+T+1} - \hat{y}_{t+T+1|t+T})^2,$$

and report the relative MSE to the PC method: $\text{MSE}(\text{M})/\text{MSE}(\text{PC})$. The results are reported in Table 1 for $m = 50$. We see that while the diversified factors are in most scenarios similar to the PC-estimator, when the serial correlation is strong ($\rho_T = 0.9$), it outperforms PC significantly. This is particularly the case for small T and is consistent with our theory. In addition, all three types of weights, using various values of R , lead to similar performances.

Table 1: Out-of-Sample $\text{MSE}(\text{M})/\text{MSE}(\text{PC})$ for three types of diversifying weights.

ρ_T	T	N	Normal weights			Rademacher weights			Hadamard weights		
			r	$r+1$	$r+3$	r	$r+1$	$r+3$	r	$r+1$	$r+3$
0.5	50	100	0.971	0.952	0.960	1.045	1.015	1.038	1.054	1.113	1.107
		200	1.014	0.931	0.919	1.094	1.120	1.170	1.016	1.064	1.106
	100	100	1.068	1.044	1.062	1.001	1.067	1.101	0.982	1.016	1.083
		200	1.018	1.017	1.077	0.985	1.003	0.996	0.954	0.969	0.964
0.9	50	100	0.675	0.664	0.636	0.870	0.902	0.800	0.804	0.770	0.887
		200	0.893	0.932	0.908	0.734	0.872	1.018	0.827	0.839	0.836
	100	100	0.832	0.808	0.775	0.912	0.921	0.963	0.802	0.930	0.940
		200	0.788	0.795	0.807	1.053	1.094	1.085	0.980	0.954	0.919

6.3 Post-selection inference

We now study the inference for the effect of g_t in the following factor-augmented model

$$\begin{aligned} y_t &= \beta g_t + \boldsymbol{\nu}' \mathbf{x}_t + \eta_t, \\ g_t &= \boldsymbol{\theta}' \mathbf{x}_t + \varepsilon_{g,t} \\ \mathbf{x}_t &= \mathbf{B} \mathbf{f}_t + \mathbf{u}_t, \end{aligned}$$

where both $\boldsymbol{\nu}$ and $\boldsymbol{\theta}$ are set to high-dimensional sparse vectors. The goal is to make inference about β , using the factor-augmented post-selection inference. We generate $\mathbf{u}_t \sim \mathcal{N}(0, \boldsymbol{\Sigma}_u)$, $(\eta_t, \varepsilon_{g,t}) \sim \mathcal{N}(0, \mathbf{I})$. We set $(\mathbf{u}_t, \varepsilon_{g,t}, \eta_t)$ be serially independent, but still allow the same cross-sectional dependence among \mathbf{u}_t . This allows us to focus on the effect of over-estimating factors.

We employ the diversified factor estimator described in Section 4.2 with various working number of factors R , and compare with the benchmark “double-selection” method of Belloni et al. (2014). In particular, we consider two settings:

- (i) $r = 0$: there are no factors so \mathbf{x}_t itself is weakly dependent.
- (ii) $r = 2$: there are two factors driving \mathbf{x}_t .

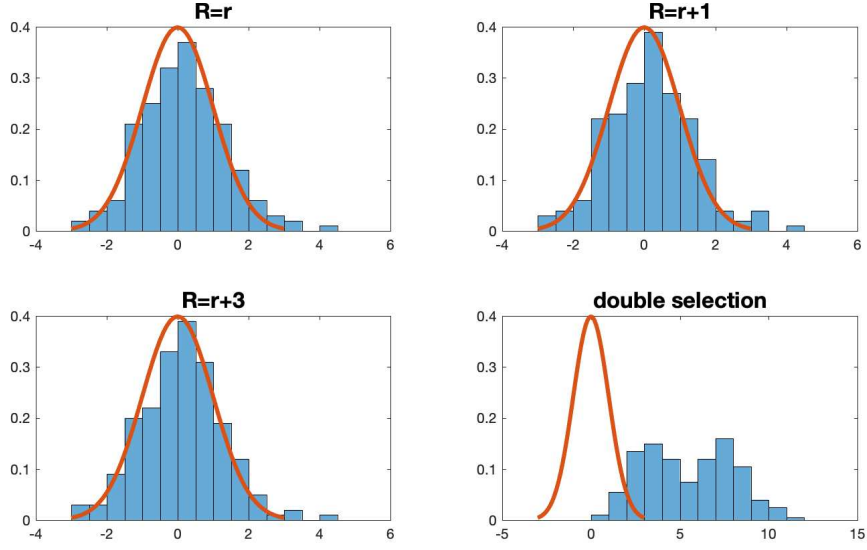
We calculate the standardized estimates:

$$z := \hat{\sigma}_{\eta,g}^{-1} \hat{\sigma}_g^2 \sqrt{T} (\hat{\beta} - \beta),$$

where the standard error is the estimated feasible one. Our theory shows that the sampling distribution of z should be approximately standard normal.

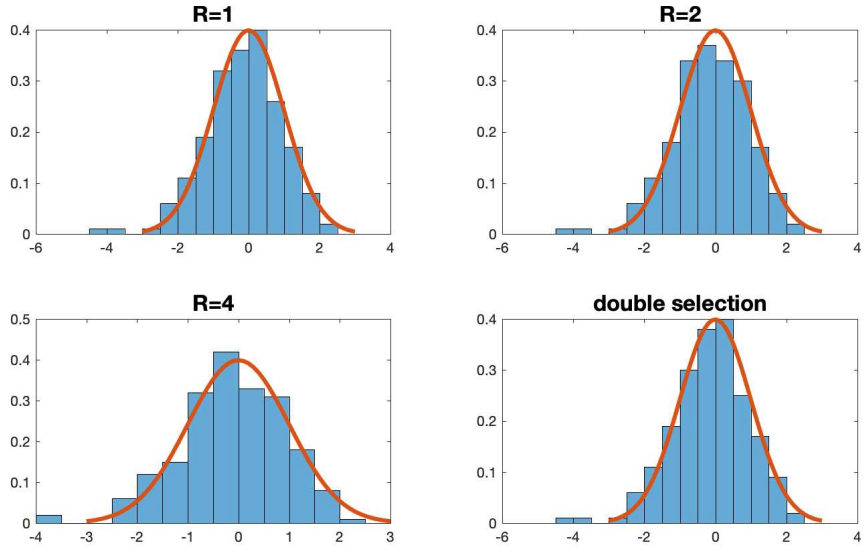
Figures 2 and 3 plot the histograms of the standardized estimates over 200 replications, superimposed with the standard normal density. The histogram is scaled to be a density function. We present the results when the standard normal weights are used for the diversified factors. The results from Rademacher and Hadamard weights are very similar. When $r = 0$, while it is expected that the double selection performs very well, as is shown in Figure 3, using $R \geq 1$ factors also produces z -statistics whose distribution is also close to the standard normality. This shows that the factor-augmented method is robust to the absence of factor structures. On the other hand, when $r = 2$, the factor-augmented method continues to perform well. In contrast, the double selection is severely biased, and the distribution of its z -statistic is far off from the standard normality.

Figure 2: true $r = 2$



The first three panels employ the diversified factor estimator with R number of working factors. The last panel uses the double selection, which directly selects among \mathbf{x}_t .

Figure 3: true $r = 0$



The first three panels employ the diversified factor estimator with R number of working factors. The last panel uses the double selection, which directly selects among \mathbf{x}_t .

6.4 Testing the specification of empirical factors

In the last simulation study, we study the size and power of the test statistic for $H_0 : \mathbf{g}_t = \boldsymbol{\theta} \mathbf{f}_t$ for some $r \times r$ invertible matrix $\boldsymbol{\theta}$. Here \mathbf{g}_t is a vector of known “empirical factors” that applied researchers propose to approximate the true factors. We generate

$$\mathbf{g}_t = \boldsymbol{\theta} \mathbf{f}_t + \gamma \mathbf{h}_t, \quad t \leq T,$$

where $\boldsymbol{\theta}$ is randomly generated invertible matrix, and $(\mathbf{f}_t, \mathbf{h}_t) \sim \mathcal{N}(0, \mathbf{I})$. Here γ governs the strength of the alternatives, while $\gamma = 0$ indicates that the null is true. We assume that \mathbf{u}_t be serially independently generated from $\mathcal{N}(0, \boldsymbol{\Sigma}_u)$, pertaining the same cross-sectional dependence. We set $R = r = 2$ and fix $N = 200$.

In each of the simulations, we calculate the test statistic

$$S := \frac{N\sqrt{T}(\|\mathbf{P}_{\hat{\mathbf{F}}} - \mathbf{P}_{\mathbf{G}}\|_F^2 - \widehat{\text{MEAN}})}{\hat{\sigma}},$$

where we use the SCAD-thresholding to estimate $\boldsymbol{\Sigma}_u$ for both $\widehat{\text{MEAN}}$ and $\hat{\sigma}$. We reject H_0 if $S > z_\tau$, the τ -th upper quantile of the standard normal distribution, where we set $\tau = 0.05$. Table 2 presents the rejection probability over 1000 replications, with $\gamma = 0$ representing the size of the test. Above all, the results look satisfactory with controlled size and reasonable powers. The Hadamard weights look somehow conservative under the null. In addition, the Rademacher weights lead to the highest power among the three.

7 Forecasting Industrial Productions

7.1 Data and methods

We present the forecast results of the industrial production using estimated diffusion indices, as in Stock and Watson (2002); Ludvigson and Ng (2007). The literature has been predominated by using a consistent number of factor selection criteria. Different from these studies, we employ the diversified factors with various values of R , and uncover up to eight factors. Our theoretical results show that they are all consistent so long as $R \geq r$, and is particularly appealing when the sample size used for fitting the model is relatively small.

The data consists of $N = 131$ series of monthly data of US macroeconomic variables spanning the period from 1964 to 2007 (with a total of $\mathcal{T} = 528$ sampling periods). We

Table 2: Probability of rejection. γ represents the strength of alternatives.

γ	T	Normal weights	Rademacher weights	Hadamard
0	50	0.043	0.056	0.042
	100	0.054	0.046	0.034
	200	0.052	0.047	0.025
0.2	50	0.363	0.979	0.212
	100	1.000	0.998	0.784
	200	0.975	1.000	0.968
0.3	50	0.984	1.000	0.844
	100	1.000	1.000	0.992
	200	1.000	1.000	1.000

use the data of the same periods as that of Ludvigson and Ng (2016), to make our results comparable with theirs.

We conduct one-step ahead forecast of the industrial production (IP: total) using the model:

$$y_{t+1} = \beta_0 + \boldsymbol{\alpha}'\mathbf{f}_t + \boldsymbol{\theta}'\mathbf{u}_t + \beta_1 y_t + \cdots + \beta_l y_{t-l} + \epsilon_{t+1}, \quad (7.1)$$

where \mathbf{u}_t is the $N \times 1$ vector idiosyncratic term in the factor model. We fix the lag $l = 3$. We first estimate the factor model $\mathbf{x}_t = \widehat{\mathbf{B}}\widehat{\mathbf{f}}_t + \widehat{\mathbf{u}}_t$, then consider two methods to estimate the model:

Method 1: set $\boldsymbol{\theta} = 0$, so we do not include \mathbf{u}_t to forecast.

Method 2: select \mathbf{u}_t by running penalized regression:

$$(\widehat{\boldsymbol{\alpha}}, \widehat{\boldsymbol{\theta}}, \widehat{\boldsymbol{\beta}}) = \arg \min \frac{1}{2(T-l-1)} \sum_{t=l+1}^{T-1} [y_{t+1} - (\beta_0 + \boldsymbol{\alpha}'\widehat{\mathbf{f}}_t + \boldsymbol{\theta}'\widehat{\mathbf{u}}_t + \beta_1 y_t + \cdots + \beta_l y_{t-l})]^2 + \tau \|\boldsymbol{\theta}\|_1, \quad (7.2)$$

where we set $\tau = 1.1T^{-1/2}\widehat{\sigma}\Phi^{-1}(1 - 0.05/(2N))$.² Then the forecast is defined as

$$\widehat{\beta}_0 + \widehat{\boldsymbol{\alpha}}'\widehat{\mathbf{f}}_T + \widehat{\boldsymbol{\theta}}'\widehat{\mathbf{u}}_T + \widehat{\beta}_1 y_T + \cdots + \widehat{\beta}_l y_{T-l},$$

²It follows from the lasso literature, e.g., Belloni et al. (2014); Φ^{-1} denotes the inverse standard normal distribution function. We set $\widehat{\sigma}$ as the estimated standard deviation of ϵ_{t+1} , estimated using method 1.

whereas $\widehat{\boldsymbol{\theta}} = 0$ in Method 1. Method 2 further selects among the idiosyncratic components, desiring to capture any remaining forecasting power, after conditioning on the extracted factors. Forecasts are constructed based on a moving window with a fixed length ($T = p\mathcal{T}$), where $p \in (0, 1)$ measures the sample size for each forecast. For instance, when $p = 0.1$, data of the past $T = 53$ months are used to fit the model.

7.2 Out-of-sample forecast

The benchmark method PC uses Stock and Watson (2002): using eight PC-factors (determined using the information criterion of Bai and Ng (2002) over the full sample), excluding \mathbf{u}_t for forecast. Table 3 reports the relative out-of-sample forecasting error $\text{MSE}(\text{M})/\text{MSE}(\text{PC})$ for each method M. The moving window forecast and the calculation of the relative MSE are the same as described in Section 6.2. We report $R = 1, 3, 8$.

Noticeably, the improvements are clearly documented for short-horizon forecasts: $p = 0.045$ (24 months) and $p = 0.1$ (53 months). The out-of-sample MSEs of the diversified projection are respectively 40-50% and 70-80% of that of the benchmark. In addition, in most scenarios for $R = 1, 3$, adding selected \mathbf{u}_t improves the forecast compared to method 1 that does not, implying that when fewer factors are extracted, the idiosyncratic terms in the macroeconomic variables contain additional forecasting powers.

Finally, the last column of Table 3 reports the absolute MSE when the Hadamard weights are used:

$$\frac{1}{\mathcal{T} - T} \sum_{t=0}^{\mathcal{T}-(T+1)} (y_{t+T+1} - \widehat{y}_{t+T+1|t+T})^2.$$

As the sample size used for forecast increases (larger p), the out-of-sample forecasting MSE noticeably decreases.

7.3 Interpretation of factors and unconditional forecasting powers

To interpret the extracted factors and evaluate the forecasting power of the macroeconomic variables, we follow Ludvigson and Ng (2016), who organize the 131 macroeconomic variables into eight groups: (1) outputs, (2) labor market, (3) housing sector, (4) consumption, (5) money and credit, (6) bond and forex, (7) stock market and (8) prices. We now focus on the forecast using Hadamard weights.

Let $\widehat{f}_{s,t}$ denote the s th extracted diversified factor. We calculate the marginal R^2 , denoted by $R_{i,s}^2$, $i = 1, \dots, 131$, by regressing each of the 131 series on the $\{\widehat{f}_{s,t} : t = 1, \dots, \mathcal{T}\}$,

Table 3: Out-of-Sample MSE(M)/MSE(PC) calculated for three types of diversifying weights. The last two columns are the absolute MSE using Hadamard weights. Integers (1,3,8) in the third row represent R , the number of estimated factors. Finally, p measures the sample size used for forecasting.

$T = p\mathcal{T}$		Normal weights			Binary weights			Hadamard weights			MSE(Hadamard)	
p	Method	R			R			R			R	
		1	3	8	1	3	8	1	3	8	3	5
0.045	no \mathbf{u}_t	0.410	0.493	0.925	0.406	0.462	0.945	0.406	0.469	0.761	1.271	1.443
	select \mathbf{u}_t	0.418	0.523	0.938	0.424	0.488	1.034	0.408	0.477	0.764	1.293	1.405
0.1	no \mathbf{u}_t	0.785	0.820	0.894	0.775	0.790	0.903	0.769	0.778	0.948	0.825	0.901
	select \mathbf{u}_t	0.763	0.815	0.960	0.782	0.824	0.973	0.777	0.790	0.961	0.838	0.910
0.3	no \mathbf{u}_t	0.965	0.994	0.989	1.039	0.976	1.027	0.988	1.016	1.032	0.654	0.666
	select \mathbf{u}_t	0.933	0.956	0.975	0.953	0.962	1.034	0.945	0.991	1.042	0.638	0.649
0.5	no \mathbf{u}_t	1.061	1.074	1.011	1.018	1.029	1.044	1.040	1.067	1.033	0.506	0.513
	select \mathbf{u}_t	1.003	1.045	1.025	1.001	1.003	1.076	1.013	1.017	1.045	0.483	0.489

one at a time. Figure 4 plots the marginal $R_{i,s}^2$ statistics for $\hat{f}_{s,t}$, $s = 1, \dots, 4$. We interpret the estimated factors through these marginal $R_{i,s}^2$. The first diversified factor $\hat{f}_{1,t}$, which is simply the cross-sectional average $\frac{1}{N} \sum_{i=1}^N x_{it}$, loads heavily on variables in (1)-(4). This is seen by checking the group identity of the variables that have high marginal R^2 statistics with the first diversified factor $\hat{f}_{1,t}$. Interestingly, the marginal R^2 plot for $\hat{f}_{1,t}$ is very similar to that of the first principal component in Ludvigson and Ng (2016), who interpret it as the “real factor”, which measures the employment, production, capacity utilization and new manufacturing orders.

The rest of the estimated factors load much less heavily. Among them, $\hat{f}_{2,t}$ loads more heavily on variables in groups (1)(2)(8); $\hat{f}_{3,t}$ loads on (2)(7), and $\hat{f}_{4,t}$ loads on (2)(4). Unlike the PCA, these diversified factors are mutually correlated (e.g., all load on (2) labor market), whose correlation matrix is given below:

$$\text{Corr}(\hat{f}_{1,t}, \dots, \hat{f}_{4,t}) = \begin{pmatrix} 1 & -0.228 & 0.031 & 0.186 \\ & 1 & -0.143 & 0.247 \\ & & 1 & 0.014 \\ & & & 1 \end{pmatrix}.$$

The correlation coefficients are not very strong. In addition to the labor market measures (2), we interpret $\hat{f}_{2,t}$ as the *prices factors*; $\hat{f}_{3,t}$ as the *stock market factors* and $\hat{f}_{4,t}$ as the *consumption factors*.

In addition, we calculate the total R_i^2 , the coefficient determination, obtained by regressing the i th macroeconomic series on the vector of extracted factors $\hat{\mathbf{f}}_t$. Let \mathbf{X}_i denote the $\mathcal{T} \times 1$ vector of x_{it} . Then R_i^2 is proportional to $\frac{1}{\mathcal{T}}\mathbf{X}_i'\mathbf{P}_{\hat{\mathbf{F}}}\mathbf{X}_i$, and it can be shown that

$$\frac{1}{\mathcal{T}}\mathbf{X}_i'\mathbf{P}_{\hat{\mathbf{F}}}\mathbf{X}_i = \mathbf{b}_i'\mathbf{S}_f\mathbf{b}_i + O_P\left(\frac{1}{\sqrt{\mathcal{T}}} + \frac{1}{N}\right)$$

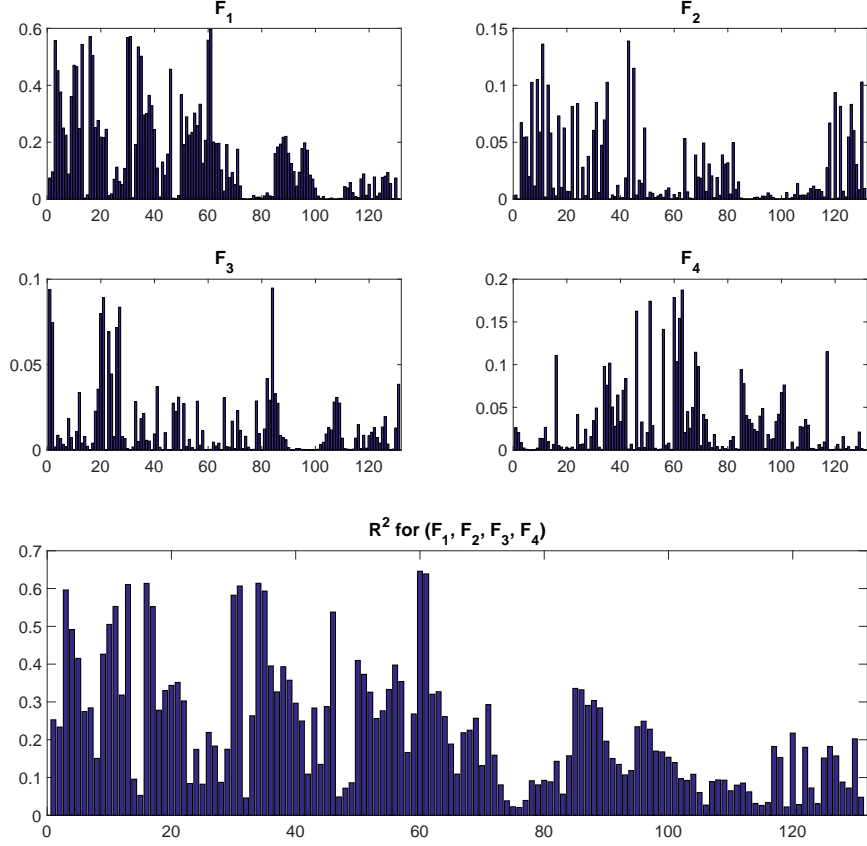
where $O_P(\cdot)$ is pointwise in $i = 1, \dots, N$. Therefore R_i^2 directly measures the magnitude of the *true loading* of the i th macroeconomic variable. Overall, the R_i^2 of variables in groups (5) - (8) are relatively small. So these groups have less forecasting power through the factors. Either they have conditional forecasting powers through the idiosyncratic components \mathbf{u}_t , or have little forecasting power. In addition, groups (1)-(4), though are loaded more heavily by the factors, may also have remaining forecasting power through \mathbf{u}_t . We shall investigate this in the next section through the idiosyncratic selection.

7.4 Conditional forecasting power

The selection of idiosyncratic components by (7.2) reveals the conditional forecasting power of selected variables on industrial production, given the extracted factors. We rank the macrovariables according to the selection frequencies of their idiosyncratic components across the moving windows. The selection frequencies are calculated by averaging various choices of R ($R = 1, \dots, 8$). Table 4 lists the top 5 frequently selected variables, as well as the averaged number of selected variables across the moving windows (model size). The main findings are summarized as follows.

1. Top five selected variables are mainly classified into three groups: (2) labor market, (4) consumption, and (6) bond and forex. For forecasts of small sample size ($p = 0.1, 0.3$), the selected variables are mainly from the first two groups: labor market and consumptions. For forecasts using longer time series ($p = 0.5, 0.7$), bond/exchange rates also have forecasting powers, indicated by the selection of two additional finance variables: 3 month federal funds spread and Moody's Aaa bond yield. Compared to groups (2)(4)(6) whose members are more frequently selected, variables of the other five groups have much less conditional forecasting powers on the industrial production.

Figure 4: Marginal $R^2_{i,s}$ statistics.



Plot of marginal R^2 statistics from regressing each of the 131 series marginally onto the estimated factors, one at a time. The last plot is the R^2 from the regression of each individual time series on the vector $\hat{\mathbf{f}}_t$. The factors are diversified projections using the Hadamard weights, estimated using data from 1964:1-2007:12.

2. According to the forecasting power, variables can be classified as:

- I. Unconditional forecasting power: load noticeably on the extracted factors;
- II. Conditional forecasting power (through the idiosyncratic components): do not load noticeably on the extracted factors, but their \mathbf{u}_t components are selected.
- III. Little forecasting power: neither load on factors, nor selected.

According to the in-sample R^2_i and the \mathbf{u}_t -selection result, we can conclude that variables in groups (1)-(4)(7)(8) have unconditional forecasting power; variables in group (6) bond and forex have conditional forecasting power for long-horizon forecasts, but little forecasting power for short-horizon forecasts. Finally, variables in (5) money and

credit have little forecasting power.

3. Variables measuring labor market and the consumption have both conditional and unconditional forecasting power. In addition to being heavily loaded by the factors, their idiosyncratic components also have remaining forecasting power. In particular, two variables are selected in forecasts of all four sample sizes: construction (average hourly earnings) and UI Initial Claims (average weekly initial claims). Both belong to the labor market group.
4. Forecasts using longer time series tend to select more variables than forecasts using shorter time series, indicating that extracted factors are more powerful for short time series forecasts. For long time series, more information remains in the idiosyncratic components.

Table 4: Top 5 Selected Macroeconomic Variables

Sample size	$p = 0.1$	$p = 0.3$	$p = 0.5$
Variables	AHE Construction UI Initial Claims PCE: Nondurable goods Consumer Expectations Sales Of Retail Stores	AHE Construction UI Initial Claims Emp - Nondurable Goods Consumer Expectations Avg hrs Producing	AHE Construction UI Initial Claims Emp - Nondurable Goods 3 moth-FF spread Moody's Aaa bond
(averaged) Model size	2.46	4.750	7.405

A Technical Proofs

Throughout the proofs, we use C to denote a generic positive constant. Recall that $\nu_{\min}(\mathbf{H})$ and $\nu_{\max}(\mathbf{H})$ respectively denote the minimum and maximum nonzero singular values of \mathbf{H} . In addition, $\mathbf{P}_\mathbf{A} = \mathbf{A}(\mathbf{A}'\mathbf{A})^{-1}\mathbf{A}'$ and $\mathbf{M}_\mathbf{A} = \mathbf{I} - \mathbf{P}_\mathbf{A}$ denote the projection matrices of a matrix \mathbf{A} . If $\mathbf{A}'\mathbf{A}$ is singular, $(\mathbf{A}'\mathbf{A})^{-1}$ is replaced with its Moore-Penrose generalized inverse $(\mathbf{A}'\mathbf{A})^+$. Let \mathbf{U} be the $N \times T$ matrix of u_{it} . Finally, recall that $R = \dim(\widehat{\mathbf{f}}_t)$ and $r = \dim(\mathbf{f}_t)$.

A.1 A key Proposition for asymptotic analysis when $R \geq r$

Proposition A.1. *Suppose $R \geq r$ and $T, N \rightarrow \infty$. Also suppose \mathbf{G} is a $T \times d$ matrix so that $\mathbb{E}(\mathbf{U}|\mathbf{G}) = 0$, $\frac{1}{T}\|\mathbf{G}\|^2 = O_P(1)$, for some fixed dimension d , and weak cross-sectional dependence: $\max_{t,i} \sum_{s=1}^T \sum_{j \leq N} |(\mathbb{E} u_{it} u_{js} | \mathbf{F}, \mathbf{G})| \leq C$ almost surely.*

For each $\mathbf{K} \in \{\mathbf{I}_T, \mathbf{M}_\mathbf{G}\}$, suppose $\lambda_{\min}(\frac{1}{T}\mathbf{F}'\mathbf{K}\mathbf{F}) > c > 0$. Then

- (i) $\lambda_{\min}(\frac{1}{T}\widehat{\mathbf{F}}'\mathbf{K}\widehat{\mathbf{F}}) \geq cN^{-1}$ with probability approaching one for some $c > 0$,
- (ii) $\|\mathbf{H}'(\frac{1}{T}\widehat{\mathbf{F}}'\mathbf{K}\widehat{\mathbf{F}})^{-1}\| = O_P(1 + \sqrt{\frac{N}{T}})$, and $\|\mathbf{H}'(\frac{1}{T}\widehat{\mathbf{F}}'\mathbf{K}\widehat{\mathbf{F}})^{-1}\mathbf{H}\| = O_P(1)$.
- (iii) $\|\mathbf{H}'(\frac{1}{T}\widehat{\mathbf{F}}'\mathbf{K}\widehat{\mathbf{F}})^{-1}\mathbf{H} - \mathbf{H}'(\mathbf{H}\frac{1}{T}\mathbf{F}'\mathbf{K}\mathbf{F}\mathbf{H})^+\mathbf{H}\| = O_P(\frac{1}{T} + \frac{1}{N})$, and $\frac{1}{T}\mathbf{G}'(\mathbf{P}_{\widehat{\mathbf{F}}} - \mathbf{P}_{\mathbf{F}\mathbf{H}'})\mathbf{G} = O_P(\frac{1}{T} + \frac{1}{N})$.

Proof. The proof applies for both $\mathbf{K} = \mathbf{I}_T$ and $\mathbf{K} = \mathbf{M}_\mathbf{G}$. First, it is easy to see

$$\widehat{\mathbf{F}} = \mathbf{F}\mathbf{H}' + \mathbf{E}.$$

where $\mathbf{E} = (\mathbf{e}_1, \dots, \mathbf{e}_T)' = \frac{1}{N}\mathbf{U}'\mathbf{W}$, which is $T \times R$. Write

$$\Delta := \frac{1}{T} \mathbb{E} \mathbf{E}'\mathbf{E} + \frac{1}{T} \mathbf{H}\mathbf{F}'\mathbf{K}\mathbf{E} + \frac{1}{T} \mathbf{E}'\mathbf{K}\mathbf{F}\mathbf{H}' + \frac{1}{T} (\mathbf{E}'\mathbf{E} - \mathbb{E} \mathbf{E}'\mathbf{E}) + \Delta_1$$

where $\Delta_1 = 0$ if $\mathbf{K} = \mathbf{I}_T$ and $\Delta_1 = -\frac{1}{T}\mathbf{E}'\mathbf{P}_\mathbf{G}\mathbf{E}$ if $\mathbf{K} = \mathbf{M}_\mathbf{G}$.

(i) We have

$$\frac{1}{T}\widehat{\mathbf{F}}'\mathbf{K}\widehat{\mathbf{F}} = \mathbf{H}\frac{1}{T}\mathbf{F}'\mathbf{K}\mathbf{F}\mathbf{H}' + \Delta.$$

By assumption $\lambda_{\min}(\frac{1}{T} \mathbb{E} \mathbf{U}\mathbf{U}') \geq c_0$, so $\lambda_{\min}(\frac{1}{T} \mathbb{E} \mathbf{E}'\mathbf{E}) \geq \lambda_{\min}(\frac{1}{T} \mathbb{E} \mathbf{U}\mathbf{U}') \lambda_{\min}(\frac{1}{N^2} \mathbf{W}'\mathbf{W}) \geq c_0 N^{-1}$ for some $c_0 > 0$. In addition, Lemma A.1 shows $\frac{1}{T}(\mathbf{E}'\mathbf{E} - \mathbb{E} \mathbf{E}'\mathbf{E}) + \Delta_1 = O_P(\frac{1}{N\sqrt{T}})$. Hence $\|\frac{1}{T}(\mathbf{E}'\mathbf{E} - \mathbb{E} \mathbf{E}'\mathbf{E}) + \Delta_1\| \leq \frac{1}{2} \lambda_{\min}(\frac{1}{T} \mathbb{E} \mathbf{E}'\mathbf{E})$ with large probability. Now let \mathbf{v} be a unit vector so that $\mathbf{v}'\frac{1}{T}\widehat{\mathbf{F}}'\mathbf{K}\widehat{\mathbf{F}}\mathbf{v} = \lambda_{\min}(\frac{1}{T}\widehat{\mathbf{F}}'\mathbf{K}\widehat{\mathbf{F}})$. Next, let \mathbf{w}'_i denote the i th row of \mathbf{W} , ($i \leq N$), we have $\max_{i \leq N} |\mathbf{w}'_i \mathbf{v}| < C$.

$$\left\| \frac{1}{N} \text{Var}(\mathbf{U}'\mathbf{W}\mathbf{v} | \mathbf{F}, \mathbf{G}) \right\| = \left\| \frac{1}{N} \mathbb{E}(\mathbf{U}'\mathbf{W}\mathbf{v}\mathbf{v}'\mathbf{W}\mathbf{U} | \mathbf{F}, \mathbf{G}) \right\|$$

$$\begin{aligned}
&\leq \max_t \frac{1}{N} \sum_{s=1}^T \sum_{i,j \leq N} |\mathbf{w}'_j \mathbf{v} \mathbf{w}'_i \mathbf{v}| |(\mathbb{E} u_{it} u_{js} | \mathbf{F}, \mathbf{G})| \\
&\leq C \max_{t,i} \sum_{s=1}^T \sum_{j \leq N} |(\mathbb{E} u_{it} u_{js} | \mathbf{F}, \mathbf{G})| \leq C.
\end{aligned}$$

where C does not depend on (\mathbf{F}, \mathbf{G}) . Let

$$\eta_v^2 := \frac{1}{T} \mathbf{v}' \mathbf{H} \mathbf{F}' \mathbf{K} \mathbf{F} \mathbf{H}' \mathbf{v}.$$

Hence $\text{Var}(2\mathbf{v}' \frac{1}{T} \mathbf{H} \mathbf{F}' \mathbf{K} \mathbf{E} \mathbf{v} | \mathbf{F}) = \frac{4}{T^2 N^2} \mathbf{v}' \mathbf{H} \mathbf{F}' \mathbf{K} \text{Var}(\mathbf{U}' \mathbf{W} \mathbf{v} | \mathbf{F}, \mathbf{G}) \mathbf{K} \mathbf{F} \mathbf{H}' \mathbf{v} \leq \frac{4C\eta_v^2}{TN}$. Then

$$X := \left(\frac{4C\eta_v^2}{TN}\right)^{-1/2} 2\mathbf{v}' \frac{1}{T} \mathbf{H} \mathbf{F}' \mathbf{K} \mathbf{E} \mathbf{v} = O_P(1), \quad 2\mathbf{v}' \frac{1}{T} \mathbf{H} \mathbf{F}' \mathbf{K} \mathbf{E} \mathbf{v} = X \sqrt{\frac{4C\eta_v^2}{TN}}.$$

The fact that $X = O_P(1)$ follows from Chebyshev with the bound on $\text{Var}(2\mathbf{v}' \frac{1}{T} \mathbf{H} \mathbf{F}' \mathbf{K} \mathbf{E} \mathbf{v} | \mathbf{F})$. Then

$$\lambda_{\min}\left(\frac{1}{T} \widehat{\mathbf{F}}' \mathbf{K} \widehat{\mathbf{F}}\right) \geq \eta_v^2 + 2\mathbf{v}' \frac{1}{T} \mathbf{H} \mathbf{F}' \mathbf{K} \mathbf{E} \mathbf{v} + \frac{c_0}{2N} = \eta_v^2 + X \sqrt{\frac{4C\eta_v^2}{TN}} + \frac{c_0}{2N}.$$

We now consider two cases. In case 1, $\eta_v^2 \leq 4|X| \sqrt{\frac{4C\eta_v^2}{TN}}$. Then $|\eta_v| \leq 4|X| \sqrt{\frac{4C}{TN}}$

$$\lambda_{\min}\left(\frac{1}{T} \widehat{\mathbf{F}}' \mathbf{K} \widehat{\mathbf{F}}\right) \geq \frac{c_0}{2N} - |X| |\eta_v| \sqrt{\frac{4C}{TN}} \geq \frac{c_0}{2N} - 16|X|^2 \frac{C}{TN} \geq \frac{c_0}{4N}$$

where the last inequality holds for $X = O_P(1)$ and as $T \rightarrow \infty$, with probability approaching one.

In case 2, $\eta_v^2 > 4|X| \sqrt{\frac{4C\eta_v^2}{TN}}$, then

$$\lambda_{\min}\left(\frac{1}{T} \widehat{\mathbf{F}}' \mathbf{K} \widehat{\mathbf{F}}\right) \geq \eta_v^2 - |X| \sqrt{\frac{4C\eta_v^2}{TN}} + \frac{c_0}{2N} \geq \frac{3}{4} \eta_v^2 + \frac{c_0}{2N} \geq \frac{c_0}{2N}.$$

In both cases, $\lambda_{\min}(\frac{1}{T} \widehat{\mathbf{F}}' \mathbf{K} \widehat{\mathbf{F}}) > c_0/N$ for some $c_0 > 0$ with overwhelming probability.

(ii) Write $\bar{\mathbf{H}} := \mathbf{H}(\frac{1}{T} \mathbf{F}' \mathbf{K} \mathbf{F})^{1/2}$ and $\mathbf{S} = \frac{N}{T} \mathbb{E} \mathbf{E}' \mathbf{E} = \frac{1}{N} \mathbf{W}' \Sigma_u \mathbf{W}$. Then

$$\frac{1}{T} \widehat{\mathbf{F}}' \mathbf{K} \widehat{\mathbf{F}} = \bar{\mathbf{H}} \bar{\mathbf{H}}' + \frac{1}{N} \mathbf{S} + \frac{1}{T} \mathbf{H} \mathbf{F}' \mathbf{K} \mathbf{E} + \frac{1}{T} \mathbf{E}' \mathbf{K} \mathbf{F} \mathbf{H}' + \Delta_2 \quad (\text{A.1})$$

where we proved in (i) that $\|\Delta_2\| = \|\frac{1}{T}(\mathbf{E}' \mathbf{E} - \mathbb{E} \mathbf{E}' \mathbf{E}) + \Delta_1\| = O_P(\frac{1}{N\sqrt{T}})$. Also $\bar{\mathbf{H}}$ is a $R \times r$ matrix with $R \geq r$, whose Moore-Penrose generalized inverse is $\bar{\mathbf{H}}^+ = (\frac{1}{T} \widehat{\mathbf{F}}' \mathbf{K} \widehat{\mathbf{F}})^{-1/2} \mathbf{H}^+$. Note that the nonzero singular values of \mathbf{H} and \mathbf{H}^+ are all bounded from above, by assumption 2.2. Thus $\bar{\mathbf{H}}$ is

also of rank r , and the nonzero singular values of $\bar{\mathbf{H}}$ and $\bar{\mathbf{H}}^+$ are also bounded from above. Let

$$\bar{\mathbf{H}}' = \mathbf{U}_H(\mathbf{D}_H, 0)\mathbf{E}_H'$$

be the singular value decomposition (SVD) of $\bar{\mathbf{H}}'$, where 0 is present when $R > r$. In addition, all eigenvalues of \mathbf{S} are bounded away from both zero and infinity.

The proof is divided into several steps.

Step 1. Show $\|\bar{\mathbf{H}}'(\bar{\mathbf{H}}\bar{\mathbf{H}}' + \frac{a}{N}\mathbf{I})^{-j}\bar{\mathbf{H}}\| = O_P(1)$ for any fixed $a > 0$, and $j = 1, 2$.

Because $\lambda_{\min}(\mathbf{D}_H) > 0$ is bounded away from zero, for $j = 1, 2$, there is $C > 0$,

$$\|\bar{\mathbf{H}}'(\bar{\mathbf{H}}\bar{\mathbf{H}}' + \frac{a}{N}\mathbf{I})^{-j}\bar{\mathbf{H}}\| = \|\mathbf{U}_H(\mathbf{D}_H^2(\mathbf{D}_H^2 + \frac{a}{N}\mathbf{I})^{-j}, 0)\mathbf{U}_H'\| = \|\mathbf{D}_H^2(\mathbf{D}_H^2 + \frac{a}{N}\mathbf{I})^{-j}\| < C.$$

Step 2. Show $\|\bar{\mathbf{H}}'(\bar{\mathbf{H}}\bar{\mathbf{H}}' + \frac{1}{N}\mathbf{S})^{-1}\bar{\mathbf{H}}\| = O_P(1)$.

Let $0 < a < \lambda_{\min}(\mathbf{S})$ be a constant. Then $(\bar{\mathbf{H}}\bar{\mathbf{H}}' + \frac{a}{N}\mathbf{I})^{-1} - (\bar{\mathbf{H}}\bar{\mathbf{H}}' + \frac{1}{N}\mathbf{S})^{-1}$ is positive definite. (This is because, if both \mathbf{A}_1 and $\mathbf{A}_2 - \mathbf{A}_1$ are positive definite, then so is $\mathbf{A}_1^{-1} - \mathbf{A}_2^{-1}$.) Let \mathbf{v} be a unit vector so that $\mathbf{v}'\bar{\mathbf{H}}'(\bar{\mathbf{H}}\bar{\mathbf{H}}' + \frac{1}{N}\mathbf{S})^{-1}\bar{\mathbf{H}}\mathbf{v} = \|\bar{\mathbf{H}}'(\bar{\mathbf{H}}\bar{\mathbf{H}}' + \frac{1}{N}\mathbf{S})^{-1}\bar{\mathbf{H}}\|$. Then

$$\|\bar{\mathbf{H}}'(\bar{\mathbf{H}}\bar{\mathbf{H}}' + \frac{1}{N}\mathbf{S})^{-1}\bar{\mathbf{H}}\| \leq \mathbf{v}'\bar{\mathbf{H}}'(\bar{\mathbf{H}}\bar{\mathbf{H}}' + \frac{a}{N}\mathbf{I})^{-1}\bar{\mathbf{H}}\mathbf{v} \leq \|\bar{\mathbf{H}}'(\bar{\mathbf{H}}\bar{\mathbf{H}}' + \frac{a}{N}\mathbf{I})^{-1}\bar{\mathbf{H}}\|.$$

The right hand side is $O_P(1)$ due to step 1.

Step 3. Show $\|\bar{\mathbf{H}}'(\bar{\mathbf{H}}\bar{\mathbf{H}}' + \frac{1}{N}\mathbf{S})^{-1}\| = O_P(1)$.

Fix any $a > 0$. Let $\mathbf{M} = \bar{\mathbf{H}}'(\bar{\mathbf{H}}\bar{\mathbf{H}}' + \frac{a}{N}\mathbf{I})^{-1}$. By step 1, $\|\mathbf{M}\| = \|\bar{\mathbf{H}}'(\bar{\mathbf{H}}\bar{\mathbf{H}}' + \frac{a}{N}\mathbf{I})^{-2}\bar{\mathbf{H}}\|^{1/2} = O_P(1)$.

$$\begin{aligned} \|\bar{\mathbf{H}}'(\bar{\mathbf{H}}\bar{\mathbf{H}}' + \frac{1}{N}\mathbf{S})^{-1}\| &\leq \|\mathbf{M}\| + \|\bar{\mathbf{H}}'(\bar{\mathbf{H}}\bar{\mathbf{H}}' + \frac{1}{N}\mathbf{S})^{-1} - \mathbf{M}\| \\ &\stackrel{(1)}{=} \|\mathbf{M}\| + \|\bar{\mathbf{H}}'(\bar{\mathbf{H}}\bar{\mathbf{H}}' + \frac{a}{N}\mathbf{I})^{-1}(\frac{1}{N}\mathbf{S} - \frac{a}{N}\mathbf{I})(\bar{\mathbf{H}}\bar{\mathbf{H}}' + \frac{1}{N}\mathbf{S})^{-1}\| \\ &\leq \|\mathbf{M}\| + \frac{C}{N}\|\mathbf{M}\|(\|\bar{\mathbf{H}}\bar{\mathbf{H}}' + \frac{1}{N}\mathbf{S}\|^{-1}) \\ &\stackrel{(2)}{\leq} \|\mathbf{M}\|(1 + O_P(1)) = O_P(1). \end{aligned}$$

(1) used $\mathbf{A}_1^{-1} - \mathbf{A}_2^{-1} = \mathbf{A}_1^{-1}(\mathbf{A}_2 - \mathbf{A}_1)\mathbf{A}_2^{-1}$; (2) is from: $\|(\bar{\mathbf{H}}\bar{\mathbf{H}}' + \frac{1}{N}\mathbf{S})^{-1}\| \leq \lambda_{\min}^{-1}(\frac{1}{N}\mathbf{S}) = O_P(N)$.

Step 4. Show $\|\bar{\mathbf{H}}'(\frac{1}{T}\hat{\mathbf{F}}'\mathbf{K}\hat{\mathbf{F}})^{-1}\| = O_P(1 + \sqrt{\frac{N}{T}})$.

Let $\mathbf{A} := \bar{\mathbf{H}}\bar{\mathbf{H}}' + \frac{1}{N}\mathbf{S}$. Then in steps 2,3 we showed $\|\bar{\mathbf{H}}\mathbf{A}^{-1}\| = O_P(1) = \|\bar{\mathbf{H}}\mathbf{A}^{-1}\bar{\mathbf{H}}\|$. Now

$$\begin{aligned} \|\bar{\mathbf{H}}'(\frac{1}{T}\hat{\mathbf{F}}'\mathbf{K}\hat{\mathbf{F}})^{-1} - \bar{\mathbf{H}}'\mathbf{A}^{-1}\| &= \|\bar{\mathbf{H}}'\mathbf{A}^{-1}(\frac{1}{T}\hat{\mathbf{F}}'\mathbf{K}\hat{\mathbf{F}} - \mathbf{A})(\frac{1}{T}\hat{\mathbf{F}}'\mathbf{K}\hat{\mathbf{F}})^{-1}\| \\ &\stackrel{(3)}{\leq} O_P(\frac{1}{\sqrt{NT}})\|(\frac{1}{T}\hat{\mathbf{F}}'\mathbf{K}\hat{\mathbf{F}})^{-1}\| \stackrel{(4)}{=} O_P(\frac{N}{\sqrt{NT}}) = O_P(\sqrt{\frac{N}{T}}). \end{aligned}$$

In (3) we used $\frac{1}{T}\hat{\mathbf{F}}'\mathbf{K}\hat{\mathbf{F}} - \mathbf{A} = O_P(\frac{1}{\sqrt{NT}})$; in (4) we used $(\frac{1}{T}\hat{\mathbf{F}}'\mathbf{K}\hat{\mathbf{F}})^{-1} = O_P(N)$ by part (i). Hence

$\|\bar{\mathbf{H}}'(\frac{1}{T}\hat{\mathbf{F}}'\mathbf{K}\hat{\mathbf{F}})^{-1}\| = O_P(1 + \sqrt{\frac{N}{T}})$. Thus $\|\mathbf{H}'(\frac{1}{T}\hat{\mathbf{F}}'\mathbf{K}\hat{\mathbf{F}})^{-1}\| \leq \|(\frac{1}{T}\mathbf{F}'\mathbf{K}\mathbf{F})^{-1/2}\| \|\bar{\mathbf{H}}'(\frac{1}{T}\hat{\mathbf{F}}'\mathbf{K}\hat{\mathbf{F}})^{-1}\|$, which leads to the result for $\|\mathbf{H}'(\frac{1}{T}\hat{\mathbf{F}}'\mathbf{K}\hat{\mathbf{F}})^{-1}\| = O_P(1 + \sqrt{\frac{N}{T}})$.

Step 5. show $\mathbf{H}'(\frac{1}{T}\hat{\mathbf{F}}'\mathbf{K}\hat{\mathbf{F}})^{-1}\mathbf{H} = \mathbf{H}'(\frac{1}{T}\mathbf{H}\mathbf{F}'\mathbf{K}\mathbf{F}\mathbf{H}' + \frac{1}{N}\mathbf{S})^{-1}\mathbf{H} + O_P(\frac{1}{\sqrt{NT}} + \frac{1}{T})$.

Because $\|\bar{\mathbf{H}}\mathbf{A}^{-1}\| = O_P(1)$ by step 3, (A.1) implies

$$\begin{aligned} & \|\bar{\mathbf{H}}'(\frac{1}{T}\hat{\mathbf{F}}'\mathbf{K}\hat{\mathbf{F}})^{-1}\bar{\mathbf{H}} - \bar{\mathbf{H}}'\mathbf{A}^{-1}\bar{\mathbf{H}}\| = \|\bar{\mathbf{H}}'(\frac{1}{T}\hat{\mathbf{F}}'\mathbf{K}\hat{\mathbf{F}})^{-1}(\frac{1}{T}\hat{\mathbf{F}}'\mathbf{K}\hat{\mathbf{F}} - \mathbf{A})\mathbf{A}^{-1}\bar{\mathbf{H}}\| \\ & \leq \|\bar{\mathbf{H}}'\mathbf{A}^{-1}\frac{1}{T}\mathbf{H}\mathbf{F}'\mathbf{K}\mathbf{E}(\frac{1}{T}\hat{\mathbf{F}}'\mathbf{K}\hat{\mathbf{F}})^{-1}\bar{\mathbf{H}}\| + \|\bar{\mathbf{H}}'\mathbf{A}^{-1}\frac{1}{T}\mathbf{E}'\mathbf{K}\mathbf{F}\mathbf{H}'(\frac{1}{T}\hat{\mathbf{F}}'\mathbf{K}\hat{\mathbf{F}})^{-1}\bar{\mathbf{H}}\| + \|\bar{\mathbf{H}}'\mathbf{A}^{-1}\Delta_1(\frac{1}{T}\hat{\mathbf{F}}'\mathbf{K}\hat{\mathbf{F}})^{-1}\bar{\mathbf{H}}\| \\ & \leq O_P(\frac{1}{\sqrt{NT}})\|(\frac{1}{T}\hat{\mathbf{F}}'\mathbf{K}\hat{\mathbf{F}})^{-1}\bar{\mathbf{H}}\| \stackrel{(5)}{=} O_P(\frac{1}{\sqrt{NT}})O_P(1 + \sqrt{\frac{N}{T}}) = O_P(\frac{1}{\sqrt{NT}} + \frac{1}{T}). \end{aligned}$$

(5) follows from step 4. So $\mathbf{H}'(\frac{1}{T}\hat{\mathbf{F}}'\mathbf{K}\hat{\mathbf{F}})^{-1}\mathbf{H} = \mathbf{H}'(\frac{1}{T}\mathbf{H}\mathbf{F}'\mathbf{K}\mathbf{F}\mathbf{H}' + \frac{1}{N}\mathbf{S})^{-1}\mathbf{H} + O_P(\frac{1}{\sqrt{NT}} + \frac{1}{T})$ due to $\|(\frac{1}{T}\mathbf{F}'\mathbf{K}\mathbf{F})^{-1/2}\| = O_P(1)$. In addition, step 3 implies $\mathbf{H}'(\frac{1}{T}\mathbf{H}\mathbf{F}'\mathbf{K}\mathbf{F}\mathbf{H}' + \frac{1}{N}\mathbf{S})^{-1}\mathbf{H} = O_P(1)$, so

$$\|\mathbf{H}'(\frac{1}{T}\hat{\mathbf{F}}'\mathbf{K}\hat{\mathbf{F}})^{-1}\mathbf{H}\| = O_P(1).$$

(iii) The proof still consists of several steps.

Step 1. $\mathbf{H}'(\frac{1}{T}\hat{\mathbf{F}}'\mathbf{K}\hat{\mathbf{F}})^{-1}\mathbf{H} = \mathbf{H}'(\frac{1}{T}\mathbf{H}\mathbf{F}'\mathbf{K}\mathbf{F}\mathbf{H}' + \frac{1}{N}\mathbf{S})^{-1}\mathbf{H} + O_P(\frac{1}{\sqrt{NT}} + \frac{1}{T})$.

It follows from step 5 of part (ii).

Step 2. show $\bar{\mathbf{H}}'(\bar{\mathbf{H}}\bar{\mathbf{H}}' + \frac{1}{N}\mathbf{S})^{-1}\bar{\mathbf{H}} = \bar{\mathbf{H}}'(\bar{\mathbf{H}}\bar{\mathbf{H}}')^+\bar{\mathbf{H}} + O_P(N^{-1})$ where $\bar{\mathbf{H}} = \mathbf{H}(\frac{1}{T}\mathbf{F}'\mathbf{K}\mathbf{F})^{1/2}$. Write $\mathbf{T} = \bar{\mathbf{H}}'(\bar{\mathbf{H}}\bar{\mathbf{H}}' + \frac{1}{N}\mathbf{S})^{-1}\bar{\mathbf{H}} - \bar{\mathbf{H}}'(\bar{\mathbf{H}}\bar{\mathbf{H}}')^+\bar{\mathbf{H}}$. The goal is to show $\|\mathbf{T}\| = O_P(N^{-1})$. Let \mathbf{v} be the unit vector so that $|\mathbf{v}'\mathbf{T}\mathbf{v}| = \|\mathbf{T}\|$. Define a function, for $d > 0$,

$$g(d) := \mathbf{v}'\bar{\mathbf{H}}'(\bar{\mathbf{H}}\bar{\mathbf{H}}' + \frac{d}{N}\mathbf{I})^{-1}\bar{\mathbf{H}}\mathbf{v}.$$

Note that there are constants $c, C > 0$ so that $\frac{c}{N} < \lambda_{\min}(\frac{1}{N}\mathbf{S}) \leq \lambda_{\max}(\frac{1}{N}\mathbf{S}) < \frac{C}{N}$. Then we have $g(C) < \mathbf{v}'\bar{\mathbf{H}}'(\bar{\mathbf{H}}\bar{\mathbf{H}}' + \frac{1}{N}\mathbf{S})^{-1}\bar{\mathbf{H}}\mathbf{v} < g(c)$. Hence

$$|\mathbf{v}'\mathbf{T}\mathbf{v}| \leq |g(c) - \mathbf{v}'\bar{\mathbf{H}}'(\bar{\mathbf{H}}\bar{\mathbf{H}}')^+\bar{\mathbf{H}}\mathbf{v}| + |g(C) - \mathbf{v}'\bar{\mathbf{H}}'(\bar{\mathbf{H}}\bar{\mathbf{H}}')^+\bar{\mathbf{H}}\mathbf{v}|.$$

Recall $\bar{\mathbf{H}}' = \mathbf{U}_H(\mathbf{D}_H, 0)\mathbf{E}_H'$ is the SVD of $\bar{\mathbf{H}}'$. Then for any $d \in \{c, C\}$, as $N \rightarrow \infty$, $g(d) = \mathbf{v}'\mathbf{U}_H\mathbf{D}_H^2(\mathbf{D}_H^2 + \frac{d}{N}\mathbf{I})^{-1}\mathbf{U}_H'\mathbf{v} \xrightarrow{P} \mathbf{v}'\mathbf{v} = \mathbf{v}'\bar{\mathbf{H}}'(\bar{\mathbf{H}}\bar{\mathbf{H}}')^+\bar{\mathbf{H}}\mathbf{v}$, where we used $\bar{\mathbf{H}}'(\bar{\mathbf{H}}\bar{\mathbf{H}}')^+\bar{\mathbf{H}} = \mathbf{I}$, easy to see from its SVD. The rate of convergence is

$$\|\mathbf{D}_H^2(\mathbf{D}_H^2 + \frac{d}{N}\mathbf{I})^{-1} - \mathbf{I}\| \leq \|\mathbf{D}_H^2(\mathbf{D}_H^2 + \frac{d}{N}\mathbf{I})^{-1}\frac{d}{N}\mathbf{D}_H^{-2}\| = O_P(\frac{1}{N}).$$

Hence $|\mathbf{v}'\mathbf{T}\mathbf{v}| = O_P(N^{-1})$.

Step 3. show $\|\mathbf{H}'(\frac{1}{T}\widehat{\mathbf{F}}'\mathbf{K}\widehat{\mathbf{F}})^{-1}\mathbf{H} - \mathbf{H}'(\mathbf{H}\frac{1}{T}\mathbf{F}'\mathbf{K}\mathbf{F}\mathbf{H}')^+\mathbf{H}\| = O_P(N^{-1} + T^{-1})$. By steps 1 and 2,

$$\begin{aligned}\mathbf{H}'(\frac{1}{T}\widehat{\mathbf{F}}'\mathbf{K}\widehat{\mathbf{F}})^{-1}\mathbf{H} &= \mathbf{H}'(\bar{\mathbf{H}}\bar{\mathbf{H}}' + \frac{1}{N}\mathbf{S})^{-1}\mathbf{H} + O_P(\frac{1}{\sqrt{NT}} + \frac{1}{T}) \\ &= (\frac{1}{T}\mathbf{F}'\mathbf{K}\mathbf{F})^{-1/2}\bar{\mathbf{H}}'(\bar{\mathbf{H}}\bar{\mathbf{H}}' + \frac{1}{N}\mathbf{S})^{-1}\bar{\mathbf{H}}(\frac{1}{T}\mathbf{F}'\mathbf{K}\mathbf{F})^{-1/2} + O_P(\frac{1}{\sqrt{NT}} + \frac{1}{T}) \\ &\stackrel{(6)}{=} (\frac{1}{T}\mathbf{F}'\mathbf{K}\mathbf{F})^{-1/2}\bar{\mathbf{H}}'(\bar{\mathbf{H}}\bar{\mathbf{H}}')^+\bar{\mathbf{H}}(\frac{1}{T}\mathbf{F}'\mathbf{K}\mathbf{F})^{-1/2} + O_P(\frac{1}{N} + \frac{1}{T}) \\ &= \mathbf{H}'(\bar{\mathbf{H}}\bar{\mathbf{H}}')^+\mathbf{H} + O_P(\frac{1}{N} + \frac{1}{T}).\end{aligned}$$

where (6) is due to $\lambda_{\min}(\frac{1}{T}\mathbf{F}'\mathbf{K}\mathbf{F}) > c$.

Step 4. show $\frac{1}{T}\mathbf{G}'\mathbf{P}_{\widehat{\mathbf{F}}}\mathbf{G} = \frac{1}{T}\mathbf{G}'\mathbf{P}_{\mathbf{F}\mathbf{H}}\mathbf{G} + O_P(N^{-1} + T^{-1})$.

By part (ii) $\|\mathbf{H}'(\frac{1}{T}\widehat{\mathbf{F}}'\mathbf{K}\widehat{\mathbf{F}})^{-1}\| = O_P(1 + \sqrt{\frac{N}{T}})$, and that $\frac{1}{T}\mathbf{G}'\mathbf{E} = O_P(\frac{1}{\sqrt{NT}})$,

$$\begin{aligned}\frac{1}{T}\mathbf{G}'\mathbf{P}_{\widehat{\mathbf{F}}}\mathbf{G} &= \frac{1}{T}\mathbf{G}'\mathbf{F}\mathbf{H}'(\widehat{\mathbf{F}}'\widehat{\mathbf{F}})^{-1}\mathbf{H}\mathbf{F}'\mathbf{G} + \frac{1}{T}\mathbf{G}'\mathbf{E}(\widehat{\mathbf{F}}'\widehat{\mathbf{F}})^{-1}\mathbf{E}'\mathbf{G} + \frac{1}{T}\mathbf{G}'\mathbf{E}(\widehat{\mathbf{F}}'\widehat{\mathbf{F}})^{-1}\mathbf{H}\mathbf{F}'\mathbf{G} \\ &\quad + \frac{1}{T}\mathbf{G}'\mathbf{F}\mathbf{H}'(\widehat{\mathbf{F}}'\widehat{\mathbf{F}})^{-1}\mathbf{E}'\mathbf{G} \\ &= \frac{1}{T}\mathbf{G}'\mathbf{F}\mathbf{H}'(\widehat{\mathbf{F}}'\widehat{\mathbf{F}})^{-1}\mathbf{H}\mathbf{F}'\mathbf{G} + O_P(\frac{1}{T} + \frac{1}{\sqrt{NT}}) \\ &= \frac{1}{T}\mathbf{G}'\mathbf{F}\mathbf{H}'(\mathbf{H}\mathbf{F}'\mathbf{F}\mathbf{H}')^+\mathbf{H}\mathbf{F}'\mathbf{G} + O_P(\frac{1}{N} + \frac{1}{T}),\end{aligned}$$

where the last equality follows from step 3. □

A.2 Proof of Theorem 3.1

Proof. In the proof of Theorem 3.1 we assume $R \geq r$.

(i) Let $\widehat{\mathbf{F}} = (\widehat{\mathbf{f}}_1, \dots, \widehat{\mathbf{f}}_T)'$. In addition, $\widehat{\mathbf{B}} - \mathbf{B}\mathbf{H}^+ = -\mathbf{B}\mathbf{H}^+\mathbf{E}'\widehat{\mathbf{F}}(\widehat{\mathbf{F}}'\widehat{\mathbf{F}})^{-1} + \mathbf{U}\mathbf{E}(\widehat{\mathbf{F}}'\widehat{\mathbf{F}})^{-1} + \mathbf{U}\mathbf{F}\mathbf{H}'(\widehat{\mathbf{F}}'\widehat{\mathbf{F}})^{-1}$. Therefore,

$$\begin{aligned}\mathbf{U} - \widehat{\mathbf{U}} &= \widehat{\mathbf{B}}\widehat{\mathbf{F}}' - \mathbf{B}\mathbf{F}' = (\widehat{\mathbf{B}} - \mathbf{B}\mathbf{H}^+)\widehat{\mathbf{F}}' + \mathbf{B}\mathbf{H}^+\mathbf{E}' \\ &= -\mathbf{B}\mathbf{H}^+\mathbf{E}'\widehat{\mathbf{F}}(\widehat{\mathbf{F}}'\widehat{\mathbf{F}})^{-1}\widehat{\mathbf{F}}' + \mathbf{U}\mathbf{E}(\widehat{\mathbf{F}}'\widehat{\mathbf{F}})^{-1}\widehat{\mathbf{F}}' + \mathbf{U}\mathbf{F}\mathbf{H}'(\widehat{\mathbf{F}}'\widehat{\mathbf{F}})^{-1}\widehat{\mathbf{F}}' + \mathbf{B}\mathbf{H}^+\mathbf{E}'.\end{aligned}\quad (\text{A.2})$$

By Assumption 2.2, $\|\mathbf{H}^+\| = O(1)$. Also, $\|\widehat{\mathbf{F}}(\widehat{\mathbf{F}}'\widehat{\mathbf{F}})^{-1}\widehat{\mathbf{F}}'\| \leq 1$. In addition, by Lemma A.1, $\|(\widehat{\mathbf{F}}'\widehat{\mathbf{F}})^{-1}\widehat{\mathbf{F}}'\|^2 = \|(\widehat{\mathbf{F}}'\widehat{\mathbf{F}})^{-1}\| \leq O_P(\frac{N}{T})$ and that $\|\mathbf{H}'(\widehat{\mathbf{F}}'\widehat{\mathbf{F}})^{-1}\widehat{\mathbf{F}}'\|^2 = \|\mathbf{H}'(\widehat{\mathbf{F}}'\widehat{\mathbf{F}})^{-1}\mathbf{H}\| = O_P(\frac{1}{T})$. Next, by Lemma A.1, $\|\mathbf{E}\| = O_P(\sqrt{\frac{T}{N}})$, and $\max_i \|\mathbf{b}_i\| < C$. It then follows from Assumption 3.3 that

$$\max_{i \leq N} \frac{1}{T} \sum_{t=1}^T (\widehat{u}_{it} - u_{it})^2 \leq \max_i \frac{1}{T} \|\mathbf{b}_i' \mathbf{H}^+ \mathbf{E}' \widehat{\mathbf{F}}(\widehat{\mathbf{F}}'\widehat{\mathbf{F}})^{-1}\widehat{\mathbf{F}}'\|^2 + \max_i \frac{1}{T} \left\| \sum_{t=1}^T u_{it} \mathbf{f}_t' \right\|^2 \|\mathbf{H}'(\widehat{\mathbf{F}}'\widehat{\mathbf{F}})^{-1}\widehat{\mathbf{F}}'\|^2$$

$$\begin{aligned}
& + \max_i \frac{1}{T} \left\| \sum_{t=1}^T u_{it} \mathbf{e}_t \right\|^2 \|(\widehat{\mathbf{F}}' \widehat{\mathbf{F}})^{-1} \widehat{\mathbf{F}}'\|^2 + \max_i \frac{1}{T} \|\mathbf{b}'_i \mathbf{H}^+ \mathbf{E}'\|^2 \\
& \leq O_P\left(\frac{\log N}{T} + \frac{1}{N}\right).
\end{aligned}$$

(ii) Note that part (i) implies

$$\begin{aligned}
\max_{i,j \leq N} |s_{u,ij} - \mathbb{E} u_{it} u_{jt}| & \leq \max_{i,j \leq N} \left| \frac{1}{T} \sum_t \widehat{u}_{it} \widehat{u}_{jt} - u_{it} u_{jt} \right| + \max_{i,j \leq N} \left| \frac{1}{T} \sum_t u_{it} u_{jt} - \mathbb{E} u_{it} u_{jt} \right| \\
& \leq \max_{i \leq N} \frac{1}{T} \sum_{t=1}^T (\widehat{u}_{it} - u_{it})^2 + \left[\max_{i \leq N} \frac{1}{T} \sum_{t=1}^T (\widehat{u}_{it} - u_{it})^2 \right]^{1/2} \left[\max_{i \leq N} \mathbb{E} u_{it}^2 \right]^{1/2} \\
& \quad + \left[\max_{i \leq N} \frac{1}{T} \sum_{t=1}^T (\widehat{u}_{it} - u_{it})^2 \right]^{1/2} \left[\max_{i \leq N} \left| \frac{1}{T} \sum_{t=1}^T (u_{it}^2 - \mathbb{E} u_{it}^2) \right| \right]^{1/2} \\
& \quad + \max_{i,j \leq N} \left| \frac{1}{T} \sum_t u_{it} u_{jt} - \mathbb{E} u_{it} u_{jt} \right| \\
& = O_P(\omega_{NT})
\end{aligned}$$

where $\max_{i,j \leq N} \left| \frac{1}{T} \sum_t u_{it} u_{jt} - \mathbb{E} u_{it} u_{jt} \right| = O_P(\sqrt{\frac{\log N}{T}})$ follows from Assumption 3.3. Given this convergence, the convergence of $\widehat{\Sigma}_u$ and $\widehat{\Sigma}_u^{-1}$ then follows from the same proof of Theorem A.1 of Fan et al. (2013). We thus omit it for brevity. \square

Lemma A.1. For any $R \geq 1$, (R can be either smaller, equal to or larger than r),

- (i) $\|\frac{1}{T} \mathbb{E} \mathbf{E}' \mathbf{E}\| \leq \frac{C}{N}$ and $\|\mathbf{E}\| = O_P(\sqrt{\frac{T}{N}})$.
- (ii) $\mathbb{E} \|\frac{1}{T} \mathbf{F}' \mathbf{E}\|^2 \leq O(\frac{1}{TN})$, $\mathbb{E} \|\frac{1}{T} \mathbf{G}' \mathbf{E}\|^2 \leq O(\frac{1}{TN})$, here \mathbf{G} is defined as in Section 4.1
- (iii) $\|\frac{1}{T} (\mathbf{E}' \mathbf{E} - \mathbb{E} \mathbf{E}' \mathbf{E})\| \leq O_P(\frac{1}{N\sqrt{T}})$, $\mathbb{E} \|\frac{1}{T} \mathbf{E}' \mathbf{P}_\mathbf{G} \mathbf{E}\| = O_P(\frac{1}{N\sqrt{T}})$.
- (iv) $\|\frac{1}{N} \mathbf{U}' \mathbf{W}\| \leq O_P(\sqrt{\frac{T}{N}})$.
- (v) $\lambda_{\min}(\frac{1}{T} \mathbb{E} \mathbf{U} \mathbf{M}_\mathbf{G} \mathbf{U}') \geq c$.

Proof. (i) The assumption that almost surely $\max_{j \leq N, s \leq T} \sum_{i \leq N} \sum_{t \leq T} |\mathbb{E}(u_{it} u_{js} | \mathbf{F})| < C$ implies $\|\frac{1}{T} \mathbb{E} \mathbf{U} \mathbf{U}'\| = \|\mathbb{E} \mathbf{u}_t \mathbf{u}_t'\| \leq \mathbb{E} \|\mathbb{E}(\mathbf{u}_t \mathbf{u}_t' | \mathbf{F})\| < C$. Thus

$$\left\| \frac{1}{T} \mathbb{E} \mathbf{E}' \mathbf{E} \right\| = \frac{1}{N^2} \|\mathbf{W}' \frac{1}{T} \mathbb{E} \mathbf{U} \mathbf{U}' \mathbf{W}\| \leq \frac{1}{N^2} \sum_{k=1}^R \sum_{i=1}^N w_{k,i}^2 \leq \frac{C}{N}.$$

Also, $\mathbb{E} \|\mathbf{E}\|^2 \leq \text{tr} \mathbb{E} \mathbf{E}' \mathbf{E} \leq R \|\mathbb{E} \mathbf{E}' \mathbf{E}\| \leq \frac{CT}{N}$.

(ii) Let $\underline{\mathbf{u}}_j$ be the $T \times 1$ vector of $\{u_{jt} : t \leq T\}$, and \mathbf{F}_d be the $T \times 1$ vector of $\{f_{d,t} : t \leq T\}$, $d \leq r$. By the assumption that $\max_{j \leq N, s \leq T} \sum_{i=1}^N \sum_{t=1}^T |\mathbb{E}(u_{it} u_{js} | \mathbf{F})| < C$,

$$\mathbb{E} \left\| \frac{1}{T} \mathbf{F}' \mathbf{E} \right\|^2 \leq \frac{1}{T^2 N^2} \text{tr} \mathbf{W}' \mathbb{E} \mathbf{U} \mathbf{F} \mathbf{F}' \mathbf{U}' \mathbf{W} \leq \frac{R}{N} \|\mathbf{W}\|^2 \frac{1}{T^2 N} \|\mathbb{E} \mathbf{U} \mathbf{F} \mathbf{F}' \mathbf{U}'\|_1$$

$$\begin{aligned}
&\leq \frac{C}{T^2 N} \max_{j \leq N} \max_{q, d \leq r} \sum_{i=1}^N |\mathbb{E} \mathbf{F}'_q \mathbb{E}(\underline{\mathbf{u}}_i \underline{\mathbf{u}}'_j | \mathbf{F}) \mathbf{F}_d| \\
&\leq \frac{C}{TN} \max_{j \leq N} \sum_{i=1}^N \|\mathbb{E}(\underline{\mathbf{u}}_i \underline{\mathbf{u}}'_j | \mathbf{F})\| \leq \frac{C}{TN} \max_{j \leq N, s \leq T} \sum_{i=1}^N \sum_{t=1}^T |\mathbb{E}(u_{it} u_{js} | \mathbf{F})| \\
&\leq \frac{C}{TN}.
\end{aligned}$$

Similarly, $\mathbb{E} \|\frac{1}{T} \mathbf{G}' \mathbf{E}\|^2 \leq O(\frac{1}{TN})$.

(iii) By the assumption that $\frac{1}{TN^2} \sum_{t, s \leq T} \sum_{i, j, m, n \leq N} |\text{Cov}(u_{it} u_{jt}, u_{ms} u_{ns})| < C$,

$$\begin{aligned}
\mathbb{E} \|\frac{1}{T} (\mathbf{E}' \mathbf{E} - \mathbb{E} \mathbf{E}' \mathbf{E})\|^2 &\leq \sum_{k, q \leq R} \mathbb{E} \left(\frac{1}{TN^2} \sum_{t=1}^T \sum_{i, j \leq N} w_{k,i} w_{q,j} (u_{it} u_{jt} - \mathbb{E} u_{it} u_{jt}) \right)^2 \\
&\leq \frac{C}{TN^2} \frac{1}{TN^2} \sum_{t, s \leq T} \sum_{i, j, m, n \leq N} |\text{Cov}(u_{it} u_{jt}, u_{ms} u_{ns})| \leq \frac{C}{TN^2}.
\end{aligned}$$

Let \mathbf{v} be a unit vector so that $\mathbf{v}' \frac{1}{T} \mathbf{E}' \mathbf{P}_\mathbf{G} \mathbf{E} \mathbf{v} = \|\frac{1}{T} \mathbf{E}' \mathbf{P}_\mathbf{G} \mathbf{E}\|$; let ξ_i be the i th element of $\mathbf{W} \mathbf{v}$, $i \leq N$,

$$\begin{aligned}
\mathbb{E} \|\frac{1}{T} \mathbf{E}' \mathbf{P}_\mathbf{G} \mathbf{E}\| &= \mathbb{E} \mathbf{v}' \frac{1}{T} \mathbf{E}' \mathbf{P}_\mathbf{G} \mathbf{E} \mathbf{v} = \mathbb{E} \mathbf{v}' \frac{1}{TN^2} \mathbf{W}' \mathbf{U} \mathbf{P}_\mathbf{G} \mathbf{U}' \mathbf{W} \mathbf{v} \\
&= \frac{1}{TN^2} \mathbb{E} \sum_{i, j \leq N} \xi_i \xi_j \underline{\mathbf{u}}'_i \mathbf{P}_\mathbf{G} \underline{\mathbf{u}}_j = \text{tr} \frac{1}{TN^2} \sum_{i, j \leq N} \xi_i \xi_j \mathbb{E} \mathbf{P}_\mathbf{G} \mathbb{E}(\underline{\mathbf{u}}_j \underline{\mathbf{u}}'_i | \mathbf{G}) \\
&\leq C \frac{1}{TN} \mathbb{E} \|\mathbf{P}_\mathbf{G}\|_F \max_{i \leq N} \sum_{j=1}^N \|\mathbb{E}(\underline{\mathbf{u}}_j \underline{\mathbf{u}}'_i | \mathbf{G})\| \\
&\leq \dim(\mathbf{g}_t) \frac{1}{TN} \mathbb{E} \max_{i \leq N, t \leq T} \sum_{j=1}^N \sum_{s=1}^T |\mathbb{E}(u_{it} u_{js} | \mathbf{G})| \leq \frac{C}{NT}
\end{aligned}$$

almost surely, which is $O(\frac{1}{N\sqrt{T}})$.

(iv) $\mathbb{E} \|\frac{1}{N} \mathbf{U}' \mathbf{W}\|^2 \leq \frac{1}{N^2} \text{tr} \mathbb{E} \mathbf{W}' \mathbf{U} \mathbf{U}' \mathbf{W} \leq \frac{CT}{N^2} \|\mathbf{W}\|^2 \leq \frac{CT}{N}$, where we used the assumption that $\|\mathbb{E} \mathbf{u}_t \mathbf{u}'_t\| < C$.

(v) Because $\lambda_{\min}(\frac{1}{T} \mathbb{E} \mathbf{U} \mathbf{U}') = \lambda_{\min}(\mathbb{E} \mathbf{u}_t \mathbf{u}'_t) \geq c$, it suffices to prove $\|\frac{1}{T} \mathbb{E} \mathbf{U} \mathbf{P}_\mathbf{G} \mathbf{U}'\| = o_P(1)$. In fact for $\underline{\mathbf{u}}_j$ as the $T \times 1$ vector of $\{u_{jt} : t \leq T\}$,

$$\|\frac{1}{T} \mathbb{E} \mathbf{U} \mathbf{P}_\mathbf{G} \mathbf{U}'\| \leq \max_{i \leq N} \sum_{j=1}^N |\frac{1}{T} \mathbb{E} \underline{\mathbf{u}}'_i \mathbf{P}_\mathbf{G} \underline{\mathbf{u}}_j| \leq \max_{i \leq N} \sum_{j=1}^N |\text{tr} \frac{1}{T} \mathbb{E} \mathbf{P}_\mathbf{G} \mathbb{E}(\underline{\mathbf{u}}_j \underline{\mathbf{u}}'_i | \mathbf{G})| \leq \frac{C}{T}$$

almost surely. The last inequality follows from the asame proof as that of (iii). This finishes the proof. \square

A.3 Proof of Theorem 3.2

Proof. In the proof of Theorem 3.2 we assume $R = r$.

We first show the convergence of $\frac{1}{T}\widehat{\mathbf{F}}'\widehat{\mathbf{F}}$. Note that $\|\mathbf{H}\| < C$ for any $R \geq 1$. By Lemma A.1 below,

$$\begin{aligned}\left\|\frac{1}{T}\widehat{\mathbf{F}}'\widehat{\mathbf{F}} - \mathbf{H}\frac{1}{T}\mathbf{F}'\mathbf{F}\mathbf{H}'\right\| &= \left\|\frac{1}{T}\mathbb{E}\mathbf{E}'\mathbf{E} + \frac{1}{T}\mathbf{H}\mathbf{F}'\mathbf{E} + \frac{1}{T}\mathbf{E}'\mathbf{F}\mathbf{H}' + \frac{1}{T}(\mathbf{E}'\mathbf{E} - \mathbb{E}\mathbf{E}'\mathbf{E})\right\| \\ &= O_P\left(\frac{1}{N} + \frac{\nu_{\max}(\mathbf{H})}{\sqrt{TN}}\right).\end{aligned}\tag{A.3}$$

When $R = r$, \mathbf{H} is nonsingular, $\lambda_{\min}(\mathbf{H}\mathbf{H}') = \nu_{\min}^2(\mathbf{H})$. With probability approaching one,

$$\lambda_{\min}\left(\frac{1}{T}\widehat{\mathbf{F}}'\widehat{\mathbf{F}}\right) \geq \lambda_{\min}\left(\frac{1}{T}\sum_{t=1}^T \mathbf{f}_t\mathbf{f}_t'\right)\nu_{\min}^2(\mathbf{H}) - O_P\left(\frac{1}{N} + \frac{1}{\sqrt{TN}}\right) \geq c\nu_{\min}^2(\mathbf{H})$$

given that $\nu_{\min}^2(\mathbf{H}) \gg \frac{1}{N} + \frac{\nu_{\max}(\mathbf{H})}{\sqrt{TN}}$. So $\|(\frac{1}{T}\widehat{\mathbf{F}}'\widehat{\mathbf{F}})^{-1}\| + \|(\frac{1}{T}\mathbf{H}\mathbf{F}'\mathbf{F}\mathbf{H}')^{-1}\| \leq \frac{c}{\nu_{\min}^2(\mathbf{H})}$, and

$$\left\|\left(\frac{1}{T}\widehat{\mathbf{F}}'\widehat{\mathbf{F}}\right)^{-1} - \left(\frac{1}{T}\mathbf{H}\mathbf{F}'\mathbf{F}\mathbf{H}'\right)^{-1}\right\| \leq \frac{c}{\nu_{\min}^4(\mathbf{H})}\left\|\frac{1}{T}\widehat{\mathbf{F}}'\widehat{\mathbf{F}} - \mathbf{H}\frac{1}{T}\mathbf{F}'\mathbf{F}\mathbf{H}'\right\| \leq O_P\left(\frac{1}{N} + \frac{\nu_{\max}(\mathbf{H})}{\sqrt{TN}}\right)\frac{c}{\nu_{\min}^4(\mathbf{H})}.\tag{A.4}$$

Also, by Lemma A.1, $\|\widehat{\mathbf{F}}\| \leq \frac{1}{N}\mathbf{U}'\mathbf{W}\| + \|\mathbf{F}\|\|\mathbf{H}\| \leq O_P(\sqrt{T}\nu_{\max}(\mathbf{H}))$. So

$$\begin{aligned}\|\mathbf{P}_{\widehat{\mathbf{F}}} - \mathbf{P}_{\mathbf{F}}\| &\leq \|\mathbf{E}(\widehat{\mathbf{F}}'\widehat{\mathbf{F}})^{-1}\widehat{\mathbf{F}} + \mathbf{F}\mathbf{H}'(\widehat{\mathbf{F}}'\widehat{\mathbf{F}})^{-1}\mathbf{E}' + \mathbf{F}\mathbf{H}'[(\widehat{\mathbf{F}}'\widehat{\mathbf{F}})^{-1} - (\mathbf{H}\mathbf{F}'\mathbf{F}\mathbf{H}')^{-1}]\mathbf{H}\mathbf{F}'\| \\ &\leq O_P\left(\frac{1}{T\nu_{\min}^2(\mathbf{H})}\sqrt{\frac{T}{N}}\sqrt{T}\nu_{\max}(\mathbf{H})\right) + \lambda_{\max}^2(\mathbf{H})O_P\left(\frac{1}{N} + \frac{\nu_{\max}(\mathbf{H})}{\sqrt{TN}}\right)\frac{c}{\nu_{\min}^4(\mathbf{H})} \\ &\leq O_P\left(\frac{\nu_{\max}(\mathbf{H})}{\nu_{\min}^2(\mathbf{H})}\frac{1}{\sqrt{N}} + \frac{1}{\sqrt{TN}}\frac{\lambda_{\max}^3(\mathbf{H})}{\nu_{\min}^4(\mathbf{H})}\right) \leq O_P\left(\frac{1}{\nu_{\min}(\mathbf{H})}\frac{1}{\sqrt{N}}\right)\end{aligned}$$

with the assumption that $\nu_{\max}(\mathbf{H}) \leq C\nu_{\min}(\mathbf{H})$.

□

A.4 Proof of Theorem 4.1

Proof. Here we assume $R \geq r$. We let $\mathbf{z}_t = (\mathbf{f}_t'\mathbf{H}', \mathbf{g}_t')'$ and $\boldsymbol{\delta} = (\boldsymbol{\alpha}'\mathbf{H}^+, \boldsymbol{\beta}')'$. Then $\boldsymbol{\delta}'\mathbf{z}_t = y_{t+h|t}$. First, we have the following expansion

$$\widehat{\boldsymbol{\delta}}'\widehat{\mathbf{z}}_T - \boldsymbol{\delta}'\mathbf{z}_T = (\widehat{\boldsymbol{\delta}} - \boldsymbol{\delta})'\widehat{\mathbf{z}}_T + \boldsymbol{\alpha}'\mathbf{H}^+(\widehat{\mathbf{f}}_T - \mathbf{H}\mathbf{f}_T).$$

Now $\widehat{\boldsymbol{\delta}} = (\widehat{\mathbf{Z}}'\widehat{\mathbf{Z}})^{-1}\widehat{\mathbf{Z}}'\mathbf{Y}$, where \mathbf{Y} is the $(T-h) \times 1$ vector of y_{t+h} , and $\widehat{\mathbf{Z}}$ is the $(T-h) \times \dim(\boldsymbol{\delta})$ matrix of $\widehat{\mathbf{z}}_t$, $t = 1, \dots, T-h$. Also recall that $\mathbf{e}_t = \widehat{\mathbf{f}}_t - \mathbf{H}\mathbf{f}_t = \frac{1}{N}\mathbf{W}'\mathbf{u}_t$. Then

$$\begin{aligned}\widehat{\mathbf{z}}_T'(\widehat{\boldsymbol{\delta}} - \boldsymbol{\delta}) &= \widehat{\mathbf{z}}_T'(\frac{1}{T}\widehat{\mathbf{Z}}'\widehat{\mathbf{Z}})^{-1} \sum_{d=1}^4 a_d, \text{ where} \\ a_1 &= (\frac{1}{T} \sum_t \varepsilon_t \mathbf{e}'_t, 0)', \quad a_2 = \frac{1}{T} \sum_t \mathbf{z}_t \varepsilon_t \\ a_3 &= (-\boldsymbol{\alpha}'\mathbf{H}^+ \frac{1}{T} \sum_t \mathbf{e}_t \mathbf{e}'_t, 0)', \quad a_4 = -\frac{1}{T} \sum_t \mathbf{z}_t \mathbf{e}'_t \mathbf{H}^{+'} \boldsymbol{\alpha}.\end{aligned}$$

On the other hand, let \mathbf{G} be the $(T-h) \times \dim(\mathbf{g}_t)$ matrix of $\{\mathbf{g}_t : g \leq T-h\}$. We have, by the matrix block inverse formula, for the operator $\mathbf{M}_{\mathbf{A}} := \mathbf{I} - \mathbf{P}_{\mathbf{A}}$,

$$(\frac{1}{T}\widehat{\mathbf{Z}}'\widehat{\mathbf{Z}})^{-1} = \begin{pmatrix} \mathbf{A}_1 & \mathbf{A}_2 \\ \mathbf{A}_2' & \mathbf{A}_3 \end{pmatrix}, \quad \text{where} \quad \begin{pmatrix} \mathbf{A}_1 \\ \mathbf{A}_2 \\ \mathbf{A}_3 \end{pmatrix} = \begin{pmatrix} (\frac{1}{T}\widehat{\mathbf{F}}'\mathbf{M}_{\mathbf{G}}\widehat{\mathbf{F}})^{-1} \\ -\mathbf{A}_1\widehat{\mathbf{F}}'\mathbf{G}(\mathbf{G}'\mathbf{G})^{-1} \\ (\frac{1}{T}\mathbf{G}'\mathbf{M}_{\widehat{\mathbf{F}}}\mathbf{G})^{-1} \end{pmatrix}.$$

Then $\widehat{\mathbf{z}}_T'(\frac{1}{T}\widehat{\mathbf{Z}}'\widehat{\mathbf{Z}})^{-1} = (\widehat{\mathbf{f}}_T'\mathbf{A}_1 + \mathbf{g}_T'\mathbf{A}_2', \widehat{\mathbf{f}}_T'\mathbf{A}_2 + \mathbf{g}_T'\mathbf{A}_3)$. This implies

$$\begin{aligned}\widehat{\mathbf{z}}_T'(\widehat{\boldsymbol{\delta}} - \boldsymbol{\delta}) &= (\widehat{\mathbf{f}}_T'\mathbf{A}_1 + \mathbf{g}_T'\mathbf{A}_2') \frac{1}{T} \sum_t [\mathbf{e}_t \varepsilon_t - \mathbf{e}_t \mathbf{e}'_t \mathbf{H}^{+'} \boldsymbol{\alpha}] \\ &\quad + (\widehat{\mathbf{f}}_T'\mathbf{A}_1\mathbf{H} + \mathbf{g}_T'\mathbf{A}_2'\mathbf{H}) \frac{1}{T} \sum_t [\mathbf{f}_t \varepsilon_t - \mathbf{f}_t \mathbf{e}'_t \mathbf{H}^{+'} \boldsymbol{\alpha}] \\ &\quad + (\widehat{\mathbf{f}}_T'\mathbf{A}_2 + \mathbf{g}_T'\mathbf{A}_3) \frac{1}{T} \sum_t [\mathbf{g}_t \varepsilon_t - \mathbf{g}_t \mathbf{e}'_t \mathbf{H}^{+'} \boldsymbol{\alpha}].\end{aligned}$$

(i) Rate of convergence. It is easy to show $\|\frac{1}{T} \sum_t \mathbf{f}_t \varepsilon_t\| + \|\frac{1}{T} \sum_t \mathbf{g}_t \varepsilon_t\| = O_P(\frac{1}{\sqrt{T}})$ and $\|\frac{1}{T} \sum_t \mathbf{e}_t \varepsilon_t\| = O_P(\frac{1}{\sqrt{TN}})$. Also Lemma A.1 gives $\frac{1}{T} \sum_t \mathbf{e}_t \mathbf{e}'_t = \frac{1}{T} \mathbf{E}'\mathbf{E} = O_P(\frac{1}{N})$, $\frac{1}{T} \sum_t \mathbf{f}_t \mathbf{e}_t = \frac{1}{T} \mathbf{F}'\mathbf{E} = O_P(\frac{1}{\sqrt{TN}})$, and $\frac{1}{T} \sum_t \mathbf{g}_t \mathbf{e}_t = \frac{1}{T} \mathbf{G}'\mathbf{E} = O_P(\frac{1}{\sqrt{TN}})$. Together with Lemma A.2,

$$\begin{aligned}\widehat{\mathbf{z}}_T'(\widehat{\boldsymbol{\delta}} - \boldsymbol{\delta}) &= \|\widehat{\mathbf{f}}_T'\mathbf{A}_1 + \mathbf{A}_2' + \widehat{\mathbf{f}}_T'\mathbf{A}_2 + \mathbf{g}_T'\mathbf{A}_3\| O_P(\frac{1}{\sqrt{TN}} + \frac{1}{N}) \\ &\quad + (\widehat{\mathbf{f}}_T'\mathbf{A}_1\mathbf{H} + \mathbf{g}_T'\mathbf{A}_2'\mathbf{H}) \frac{1}{T} \sum_t \mathbf{f}_t \varepsilon_t + (\widehat{\mathbf{f}}_T'\mathbf{A}_2 + \mathbf{g}_T'\mathbf{A}_3) \frac{1}{T} \sum_t \mathbf{g}_t \varepsilon_t \\ &= O_P(\frac{1}{\sqrt{T}} + \frac{1}{\sqrt{N}}).\end{aligned}$$

Finally, as $\|\mathbf{H}^+\| = O_P(1)$, $\boldsymbol{\alpha}'\mathbf{H}^+(\widehat{\mathbf{f}}_T - \mathbf{H}\mathbf{f}_T) = O_P(1)\|\mathbf{e}_T\| = O_P(N^{-1/2})$.

(ii) Asymptotic normality. By Lemma A.2,

$$\begin{aligned}\widehat{\mathbf{z}}'_T(\widehat{\boldsymbol{\delta}} - \boldsymbol{\delta}) &= \frac{1}{T} \sum_t (\mathbf{D}'_1 \mathbf{f}_t + \mathbf{D}'_2 \mathbf{g}_t) \varepsilon_t + O_P\left(\frac{1}{T} + \frac{1}{N}\right), \\ &= \mathbf{z}'_T \left(\frac{1}{T} \mathbf{Z}' \mathbf{Z}\right)^+ \frac{1}{T} \sum_t \mathbf{z}_t \varepsilon_t + O_P\left(\frac{1}{T} + \frac{1}{N}\right),\end{aligned}$$

where $\mathbf{D}'_1 = \mathbf{f}'_T \mathbf{C} - \mathbf{g}'_T (\mathbf{G}' \mathbf{G})^{-1} \mathbf{G}' \mathbf{F} \mathbf{C}$ and $\mathbf{D}'_2 = -\mathbf{f}'_T \mathbf{C} \mathbf{F}' \mathbf{G} (\mathbf{G}' \mathbf{G})^{-1} + \mathbf{g}'_T (\frac{1}{T} \mathbf{G}' \mathbf{M}_{\mathbf{F} \mathbf{H}} \mathbf{G})^{-1}$, and it is directly verifiable that $\frac{1}{T} \sum_t (\mathbf{D}'_1 \mathbf{f}_t + \mathbf{D}'_2 \mathbf{g}_t) \varepsilon_t = \mathbf{z}'_T (\frac{1}{T} \mathbf{Z}' \mathbf{Z})^+ \frac{1}{T} \sum_t \mathbf{z}_t \varepsilon_t$ where $\mathbf{z}_t = (\mathbf{f}'_t \mathbf{H}', \mathbf{g}'_t)'$, where we particularly note that $\frac{1}{T} \sum_t \mathbf{z}_t \mathbf{z}'_t$ is degenerate when $R > r$ so its generalized inverse is used. If ε_t 's are conditionally serially independent (given \mathbf{F}, \mathbf{G}), then

$$\frac{\sqrt{T} \widehat{\mathbf{z}}'_T(\widehat{\boldsymbol{\delta}} - \boldsymbol{\delta})}{\sigma_Z} \rightarrow^d \mathcal{N}(0, 1).$$

where $\sigma_Z^2 = T \mathbf{z}'_T (\mathbf{Z}' \mathbf{Z})^+ \mathbf{Z}' \text{Var}(\varepsilon | \mathbf{Z}) \mathbf{Z} (\mathbf{Z}' \mathbf{Z})^+ \mathbf{z}_T$.

□

Lemma A.2. For all $R \geq r$, (i) $\|\mathbf{A}_1 \widehat{\mathbf{f}}_T\| + \|\mathbf{A}_2\| = O_P(\sqrt{N})$, and

$\|\mathbf{H}' \mathbf{A}_1 \widehat{\mathbf{f}}_T\| + \|\mathbf{H}' \mathbf{A}_2\| + \|\mathbf{A}_2 \widehat{\mathbf{f}}_T\| + \|\mathbf{A}_3\| = O_P(1)$.

(ii) $\widehat{\mathbf{f}}'_T \mathbf{A}_1 \mathbf{H} + \mathbf{g}'_T \mathbf{A}_2 \mathbf{H} = \mathbf{f}'_T \mathbf{C} - \mathbf{g}'_T (\mathbf{G}' \mathbf{G})^{-1} \mathbf{G}' \mathbf{F} \mathbf{C} + O_P(\frac{1}{\sqrt{N}} + \frac{1}{\sqrt{T}})$.

And $\widehat{\mathbf{f}}'_T \mathbf{A}_2 + \mathbf{g}'_T \mathbf{A}_3 = -\mathbf{f}'_T \mathbf{C} \mathbf{F}' \mathbf{G} (\mathbf{G}' \mathbf{G})^{-1} + \mathbf{g}'_T (\frac{1}{T} \mathbf{G}' \mathbf{M}_{\mathbf{F} \mathbf{H}} \mathbf{G})^{-1} + O_P(\frac{1}{\sqrt{N}} + \frac{1}{\sqrt{T}})$, where

$$\mathbf{C} := \mathbf{H}' (\mathbf{H} \frac{1}{T} \mathbf{F}' \mathbf{M}_{\mathbf{G}} \mathbf{F} \mathbf{H}')^+ \mathbf{H}.$$

Proof. (i) First, by Proposition A.1, $\|\mathbf{A}_1\| = O_P(N)$ and $\|\mathbf{A}_1 \mathbf{H}\| = O_P(1 + \sqrt{\frac{N}{T}})$, and $\frac{1}{T} \mathbf{E}' \mathbf{G} = O_P(\frac{1}{\sqrt{NT}})$

$$\begin{aligned}\mathbf{A}_1 \widehat{\mathbf{f}}_T &= (\frac{1}{T} \widehat{\mathbf{F}}' \mathbf{M}_{\mathbf{G}} \widehat{\mathbf{F}})^{-1} \mathbf{e}_T + (\frac{1}{T} \widehat{\mathbf{F}}' \mathbf{M}_{\mathbf{G}} \widehat{\mathbf{F}})^{-1} \mathbf{H} \mathbf{f}_T = O_P(\sqrt{N}) \\ \mathbf{H}' \mathbf{A}_1 \widehat{\mathbf{f}}_T &= \mathbf{H}' (\frac{1}{T} \widehat{\mathbf{F}}' \mathbf{M}_{\mathbf{G}} \widehat{\mathbf{F}})^{-1} \mathbf{e}_T + \mathbf{H}' (\frac{1}{T} \widehat{\mathbf{F}}' \mathbf{M}_{\mathbf{G}} \widehat{\mathbf{F}})^{-1} \mathbf{H} \mathbf{f}_T = O_P(1) \\ -\mathbf{A}_2 &= \mathbf{A}_1 \widehat{\mathbf{F}}' \mathbf{G} (\mathbf{G}' \mathbf{G})^{-1} = \mathbf{A}_1 \mathbf{E}' \mathbf{G} (\mathbf{G}' \mathbf{G})^{-1} + \mathbf{A}_1 \mathbf{H} \mathbf{F}' \mathbf{G} (\mathbf{G}' \mathbf{G})^{-1} = O_P(\sqrt{\frac{N}{T}} + 1) \\ -\mathbf{H}' \mathbf{A}_2 &= \mathbf{H}' \mathbf{A}_1 \mathbf{E}' \mathbf{G} (\mathbf{G}' \mathbf{G})^{-1} + \mathbf{H}' \mathbf{A}_1 \mathbf{H} \mathbf{F}' \mathbf{G} (\mathbf{G}' \mathbf{G})^{-1} = O_P(1) \\ \mathbf{A}_2 \widehat{\mathbf{f}}_T &= \mathbf{A}_2 \mathbf{H} \mathbf{f}_T + \mathbf{A}_2 \mathbf{e}_T = O_P(1).\end{aligned}$$

Finally, it follows from Proposition A.1 that $\frac{1}{T} \mathbf{G}' (\mathbf{P}_{\widehat{\mathbf{F}}} - \mathbf{P}_{\mathbf{F} \mathbf{H}}) \mathbf{G} = O_P(\frac{1}{T} + \frac{1}{N})$. Hence $\|\mathbf{A}_3\| = O_P(1)$ since $\lambda_{\min}(\frac{1}{T} \mathbf{G}' \mathbf{M}_{\mathbf{F} \mathbf{H}} \mathbf{G}) > c$.

(ii) By Proposition A.1 $\mathbf{H}' \mathbf{A}_1 \mathbf{H} = \mathbf{C} + O_P(\frac{1}{N} + \frac{1}{T})$ and $\|\mathbf{A}_1\| = O_P(N)$. Also, $\|\mathbf{A}_1 \mathbf{H}\| =$

$O_P(1 + \sqrt{\frac{N}{T}})$, so

$$\begin{aligned}
\widehat{\mathbf{f}}_T' \mathbf{A}_1 \mathbf{H} &= \mathbf{f}_T' \mathbf{H}' (\frac{1}{T} \widehat{\mathbf{F}}' \mathbf{M}_{\mathbf{G}} \widehat{\mathbf{F}})^{-1} \mathbf{H} + \mathbf{e}_T' \mathbf{A}_1 \mathbf{H} = \mathbf{f}_T' \mathbf{C} + O_P(\frac{1}{\sqrt{N}} + \frac{1}{\sqrt{T}}). \\
\mathbf{g}_T' \mathbf{A}_2' \mathbf{H} &= -\mathbf{g}_T' (\mathbf{G}' \mathbf{G})^{-1} \mathbf{G}' \mathbf{F} \mathbf{H}' \mathbf{A}_1 \mathbf{H} - \mathbf{g}_T' (\mathbf{G}' \mathbf{G})^{-1} \mathbf{G}' \mathbf{E} \mathbf{A}_1 \mathbf{H} \\
&= -\mathbf{g}_T' (\mathbf{G}' \mathbf{G})^{-1} \mathbf{G}' \mathbf{F} \mathbf{C} + O_P(\frac{1}{T} + \frac{1}{N}). \\
\widehat{\mathbf{f}}_T' \mathbf{A}_2 &= \mathbf{f}_T' \mathbf{H}' \mathbf{A}_2 + \mathbf{e}_T' \mathbf{A}_2 = -\mathbf{f}_T' \mathbf{H}' \mathbf{A}_1 \mathbf{H} \mathbf{F}' \mathbf{G} (\mathbf{G}' \mathbf{G})^{-1} - \mathbf{f}_T' \mathbf{H}' \mathbf{A}_1 \mathbf{E}' \mathbf{G} (\mathbf{G}' \mathbf{G})^{-1} \\
&\quad - \mathbf{e}_T' \mathbf{A}_1 \mathbf{H} \mathbf{F}' \mathbf{G} (\mathbf{G}' \mathbf{G})^{-1} - \mathbf{e}_T' \mathbf{A}_1 \mathbf{E}' \mathbf{G} (\mathbf{G}' \mathbf{G})^{-1} \\
&= -\mathbf{f}_T' \mathbf{C} \mathbf{F}' \mathbf{G} (\mathbf{G}' \mathbf{G})^{-1} + O_P(\frac{1}{\sqrt{N}} + \frac{1}{\sqrt{T}}). \\
\mathbf{g}_T' \mathbf{A}_3 &= \mathbf{g}_T' (\frac{1}{T} \mathbf{G}' \mathbf{M}_{\widehat{\mathbf{F}}} \mathbf{G})^{-1} = \mathbf{g}_T' (\frac{1}{T} \mathbf{G}' \mathbf{M}_{\mathbf{F} \mathbf{H}'} \mathbf{G})^{-1} + O_P(\frac{1}{T} + \frac{1}{N}).
\end{aligned}$$

where the last equality follows from that

$$\|(\frac{1}{T} \mathbf{G}' \mathbf{M}_{\widehat{\mathbf{F}}} \mathbf{G})^{-1} - (\frac{1}{T} \mathbf{G}' \mathbf{M}_{\mathbf{F} \mathbf{H}'} \mathbf{G})^{-1}\| = \|\mathbf{A}_3 \frac{1}{T} \mathbf{G}' (\mathbf{P}_{\widehat{\mathbf{F}}} - \mathbf{P}_{\mathbf{F} \mathbf{H}'}) \mathbf{G} (\frac{1}{T} \mathbf{G}' \mathbf{M}_{\mathbf{F} \mathbf{H}'} \mathbf{G})^{-1}\| = O_P(\frac{1}{T} + \frac{1}{N}).$$

□

A.5 Proof of Theorem 4.2

In this proof, $R \geq r$. It is easier to present the proof using matrix forms. Let $\widehat{\varepsilon}_g, \widehat{\varepsilon}_y, \varepsilon_g, \varepsilon_y, \mathbf{Y}, \mathbf{G}$ and $\boldsymbol{\eta}$ be $T \times 1$ vectors of $\widehat{\varepsilon}_{g,t}, \widehat{\varepsilon}_{y,t}, \varepsilon_{g,t}, \varepsilon_{y,t}, y_t, \mathbf{g}_t$ and η_t .

We consider the post-lasso estimators. Let \widehat{J} denote the index set of components in $\widehat{\mathbf{u}}_t$ that are selected by *either* $\widehat{\gamma}$ or $\widehat{\boldsymbol{\theta}}$. Let $\widehat{\mathbf{U}}_{\widehat{J}}$ denote the $N \times |J|_0$ matrix of rows of $\widehat{\mathbf{U}}$ selected by J . Then

$$\widehat{\varepsilon}_y = \mathbf{M}_{\widehat{\mathbf{U}}_{\widehat{J}}} \mathbf{M}_{\widehat{\mathbf{F}}} \mathbf{Y}, \quad \widehat{\varepsilon}_g = \mathbf{M}_{\widehat{\mathbf{U}}_{\widehat{J}}} \mathbf{M}_{\widehat{\mathbf{F}}} \mathbf{G}.$$

A.5.1 The case $r \geq 1$.

Proof. From Lemma A.6 and that $|J|_0^4 + |J|_0^2 \log^2 N = o(T)$, $|J|_0^4 T = o(N^2)$,

$$\begin{aligned}
\sqrt{T}(\widehat{\boldsymbol{\beta}} - \boldsymbol{\beta}) &= \sqrt{T}[(\widehat{\varepsilon}_g' \widehat{\varepsilon}_g)^{-1} \widehat{\varepsilon}_g' (\widehat{\varepsilon}_y - \varepsilon_y) + (\widehat{\varepsilon}_g' \widehat{\varepsilon}_g)^{-1} \widehat{\varepsilon}_g' \boldsymbol{\eta} + (\widehat{\varepsilon}_g' \widehat{\varepsilon}_g)^{-1} \widehat{\varepsilon}_g' (\varepsilon_g - \widehat{\varepsilon}_g) \boldsymbol{\beta}] \\
&= O_P(1) \frac{1}{\sqrt{T}} \widehat{\varepsilon}_g' (\widehat{\varepsilon}_y - \varepsilon_y) + O_P(1) \frac{1}{\sqrt{T}} \widehat{\varepsilon}_g' (\varepsilon_g - \widehat{\varepsilon}_g) \boldsymbol{\beta} + O_P(1) \frac{1}{\sqrt{T}} \boldsymbol{\eta}' (\widehat{\varepsilon}_g - \varepsilon_g) \\
&\quad + (\frac{1}{T} \varepsilon_g' \varepsilon_g)^{-1} \frac{1}{\sqrt{T}} \varepsilon_g' \boldsymbol{\eta} \\
&= \sigma_g^{-2} \frac{1}{\sqrt{T}} \varepsilon_g' \boldsymbol{\eta} + o_P(1) \xrightarrow{d} \mathcal{N}(0, \sigma_g^{-4} \sigma_{\eta g}^2).
\end{aligned} \tag{A.5}$$

In addition, $\widehat{\sigma}_{\eta, g}^{-1} \widehat{\sigma}_g^2 \sqrt{T}(\widehat{\boldsymbol{\beta}} - \boldsymbol{\beta}) \xrightarrow{d} \mathcal{N}(0, 1)$, follows from $\widehat{\sigma}_g^2 := \frac{1}{T} \widehat{\varepsilon}_g' \widehat{\varepsilon}_g \xrightarrow{P} \sigma_g^2$.

□

Proposition A.2. For all $R \geq r$, (i) $\frac{1}{T} \|\widehat{\mathbf{U}}' \boldsymbol{\theta} - \widehat{\mathbf{U}}' \widetilde{\boldsymbol{\theta}}\|^2 = O_P(|J|_0 \frac{\log N}{T})$ and $\|\widetilde{\boldsymbol{\theta}} - \boldsymbol{\theta}\|_1 = O_P(|J|_0 \sqrt{\frac{\log N}{T}})$.
(ii) $|\widehat{J}|_0 = O_P(|J|_0)$.

Proof. (i) Let $L(\boldsymbol{\theta}) := \frac{1}{T} \sum_{t=1}^T (\mathbf{g}_t - \widehat{\boldsymbol{\alpha}}'_g \widehat{\mathbf{f}}_t - \boldsymbol{\theta}' \widehat{\mathbf{u}}_t)^2 + \tau \|\boldsymbol{\theta}\|_1$,

$$d_t = \boldsymbol{\alpha}'_g \mathbf{f}_t - \widehat{\boldsymbol{\alpha}}'_g \widehat{\mathbf{f}}_t + (\mathbf{u}_t - \widehat{\mathbf{u}}_t)' \boldsymbol{\theta}, \quad \boldsymbol{\Delta} = \boldsymbol{\theta} - \widetilde{\boldsymbol{\theta}}.$$

Then $\mathbf{g}_t = \boldsymbol{\alpha}'_g \mathbf{f}_t + \boldsymbol{\theta}' \mathbf{u}_t + \varepsilon_{g,t}$, and $L(\widetilde{\boldsymbol{\theta}}) \leq L(\boldsymbol{\theta})$ imply

$$\frac{1}{T} \sum_{t=1}^T [(\widehat{\mathbf{u}}'_t \boldsymbol{\Delta})^2 + 2(\varepsilon_{g,t} + d_t) \widehat{\mathbf{u}}'_t \boldsymbol{\Delta}] + \tau \|\widetilde{\boldsymbol{\theta}}\|_1 \leq \tau \|\boldsymbol{\theta}\|_1.$$

It follows from Lemma A.4 that $\|\frac{1}{T} \widehat{\mathbf{U}} \boldsymbol{\varepsilon}_g\|_\infty \leq O_P(\sqrt{\frac{\log N}{T}})$. Also Lemma A.3 implies that

$$\begin{aligned} \left\| \frac{1}{T} \sum_{t=1}^T d_t \widehat{\mathbf{u}}_t \right\|_\infty &\leq \left\| \frac{1}{T} \widehat{\mathbf{U}} \mathbf{E} \mathbf{H}^{+'} \boldsymbol{\alpha} \right\|_\infty + \left\| \frac{1}{T} \widehat{\mathbf{U}} \mathbf{E} (\mathbf{H}^{+'} \boldsymbol{\alpha}_g - \widehat{\boldsymbol{\alpha}}_g) \right\|_\infty + \left\| \frac{1}{T} \widehat{\mathbf{U}} \mathbf{F} \mathbf{H}' (\mathbf{H}^{+'} \boldsymbol{\alpha}_g - \widehat{\boldsymbol{\alpha}}_g) \right\|_\infty \\ &\quad + \left\| \frac{1}{T} \boldsymbol{\theta}' (\widehat{\mathbf{U}} - \mathbf{U}) \widehat{\mathbf{U}}' \right\|_\infty \\ &\leq O_P(|J|_0 \sqrt{\frac{\log N}{TN}} + |J|_0 \frac{\log N}{T} + \frac{1}{N}). \end{aligned}$$

Thus the “score” satisfies $\|\frac{1}{T} \sum_{t=1}^T 2(\varepsilon_{g,t} + d_t) \widehat{\mathbf{u}}'_t\|_\infty \leq \tau/2$ for sufficiently large $C > 0$ in $\tau = C\sigma \sqrt{\frac{\log N}{T}}$ with probability arbitrarily close to one, given $T = O(N^2 \log N)$, $|J|_0^2 = O(N)$ and $|J|_0^2 \log N = O(T)$. Then by the standard argument in the lasso literature,

$$\frac{1}{T} \sum_{t=1}^T (\widehat{\mathbf{u}}'_t \boldsymbol{\Delta})^2 + \frac{\tau}{2} \|\boldsymbol{\Delta}_{J^c}\|_1 \leq \frac{3\tau}{2} \|\boldsymbol{\Delta}_J\|_1.$$

Meanwhile, by the restricted eigenvalue condition and Lemma A.3,

$$\frac{1}{T} \sum_{t=1}^T (\widehat{\mathbf{u}}'_t \boldsymbol{\Delta})^2 \geq \frac{1}{T} \sum_{t=1}^T (\mathbf{u}'_t \boldsymbol{\Delta})^2 - \|\boldsymbol{\Delta}\|_1^2 \frac{1}{T} \|\widehat{\mathbf{U}} \widehat{\mathbf{U}}' - \mathbf{U} \mathbf{U}'\|_\infty \geq \|\boldsymbol{\Delta}\|_2^2 (\phi_{\min} - o_P(1)).$$

From here, the desired convergence results follow from the standard argument in the lasso literature, we omit details for brevity, and refer to, e.g., Hansen and Liao (2018).

(ii) The proof of $|\widehat{J}|_0 = O_P(|J|_0)$ also follows from the standard argument in the lasso literature, we omit details but refer to the proof of Proposition D.1 of Hansen and Liao (2018) and Belloni et al. (2014).

□

Lemma A.3. For all $R \geq r$,

- (i) $\|\frac{1}{T}\mathbf{E}'\mathbf{P}_{\hat{\mathbf{F}}}\mathbf{E}\| = O_P(\frac{1}{N})$, $\|\frac{1}{T}\mathbf{E}'\mathbf{U}'\|_\infty = O_P(\sqrt{\frac{\log N}{TN}} + \frac{1}{N})$, $\|\frac{1}{T}\mathbf{E}'\mathbf{P}_{\hat{\mathbf{F}}}\mathbf{U}'\|_\infty = O_P(\sqrt{\frac{\log N}{TN}} + \frac{1}{N})$,
- (ii) $\|\frac{1}{T}(\hat{\mathbf{U}} - \mathbf{U})(\hat{\mathbf{U}} - \mathbf{U})'\|_\infty + 2\|\frac{1}{T}(\hat{\mathbf{U}} - \mathbf{U})\mathbf{U}'\|_\infty = O_P(\frac{\log N}{T} + \frac{1}{N})$.
- (iii) $\|\frac{1}{T}\boldsymbol{\theta}'(\hat{\mathbf{U}} - \mathbf{U})\hat{\mathbf{U}}'\|_\infty \leq O_P(\frac{\log N}{T} + \frac{1}{N})|J|_0$. $\|\frac{1}{T}\hat{\mathbf{U}}\hat{\mathbf{U}}' - \frac{1}{T}\mathbf{U}\mathbf{U}'\|_\infty \leq O_P(\frac{\log N}{T} + \frac{1}{N})$.
- (iv) $\|\frac{1}{T}\mathbf{E}'\mathbf{P}_{\hat{\mathbf{F}}}\mathbf{F}\| = O_P(\frac{1}{N} + \frac{1}{\sqrt{NT}})$, $\|\frac{1}{T}\mathbf{U}\mathbf{P}_{\hat{\mathbf{F}}}\mathbf{F}\|_\infty = O_P(\sqrt{\frac{\log N}{T}} + \frac{1}{N})$.
- (v) $\|\frac{1}{T}\mathbf{E}'\hat{\mathbf{U}}'\|_\infty \leq O_P(\sqrt{\frac{\log N}{TN}} + \frac{1}{N})$, $\|\frac{1}{T}\mathbf{F}'\hat{\mathbf{U}}'\|_\infty \leq O_P(\sqrt{\frac{\log N}{T}} + \frac{1}{N})$,
- (vi) $\|\frac{1}{T}\boldsymbol{\theta}'\mathbf{U}\mathbf{E}\| = |J|_0 O_P(\frac{1}{N} + \frac{1}{\sqrt{NT}})$, $\|\frac{1}{T}\boldsymbol{\theta}'\mathbf{U}\mathbf{F}\| = O_P(\sqrt{\frac{|J|_0}{T}})$,
- (vii) $\hat{\boldsymbol{\alpha}}_g - \mathbf{H}^{+'}\boldsymbol{\alpha}_g = |J|_0 O_P(1 + \sqrt{\frac{N}{T}})$, $\mathbf{H}'(\hat{\boldsymbol{\alpha}}_g - \mathbf{H}^{+'}\boldsymbol{\alpha}_g) = O_P(\frac{|J|_0}{N} + \sqrt{\frac{|J|_0}{T}})$.

Proof. (i)

$$\begin{aligned}
\|\frac{1}{T}\mathbf{E}'\mathbf{P}_{\hat{\mathbf{F}}}\mathbf{E}\| &\leq \|\frac{1}{T}\mathbf{E}'\mathbf{E}(\hat{\mathbf{F}}'\hat{\mathbf{F}})^{-1}\mathbf{E}'\mathbf{E}\| + \|\frac{2}{T}\mathbf{E}'\mathbf{E}(\hat{\mathbf{F}}'\hat{\mathbf{F}})^{-1}\mathbf{H}\mathbf{F}'\mathbf{E}\| + \|\frac{1}{T}\mathbf{E}'\mathbf{F}\mathbf{H}'(\hat{\mathbf{F}}'\hat{\mathbf{F}})^{-1}\mathbf{H}\mathbf{F}'\mathbf{E}\| \\
&\leq O_P(\frac{1}{N}) \\
\|\frac{1}{T}\mathbf{U}\mathbf{E}\|_\infty &\leq \sum_{k \leq r} \max_{i \leq N} |\frac{1}{TN} \sum_t \sum_j (u_{it}u_{jt} - \mathbb{E} u_{it}u_{jt})w_{k,j}| + O(\frac{1}{N}) = O_P(\sqrt{\frac{\log N}{TN}} + \frac{1}{N}) \\
\|\frac{1}{T}\mathbf{E}'\mathbf{P}_{\hat{\mathbf{F}}}\mathbf{U}'\|_\infty &\leq \|\frac{1}{T}\mathbf{E}'\mathbf{E}(\hat{\mathbf{F}}'\hat{\mathbf{F}})^{-1}\mathbf{E}'\mathbf{U}'\|_\infty + \|\frac{1}{T}\mathbf{E}'\mathbf{E}(\hat{\mathbf{F}}'\hat{\mathbf{F}})^{-1}\mathbf{H}\mathbf{F}'\mathbf{U}'\|_\infty \\
&\quad + \|\frac{1}{T}\mathbf{E}'\mathbf{F}\mathbf{H}'(\hat{\mathbf{F}}'\hat{\mathbf{F}})^{-1}\mathbf{E}'\mathbf{U}'\|_\infty + \|\frac{1}{T}\mathbf{E}'\mathbf{F}\mathbf{H}'(\hat{\mathbf{F}}'\hat{\mathbf{F}})^{-1}\mathbf{H}\mathbf{F}'\mathbf{U}'\|_\infty \\
&\leq O_P(\sqrt{\frac{\log N}{TN}} + \frac{1}{N}).
\end{aligned}$$

(ii) Substitute the expansion (A.4), and by Proposition A.1,

$$\begin{aligned}
&\|\frac{1}{T}(\hat{\mathbf{U}} - \mathbf{U})(\hat{\mathbf{U}} - \mathbf{U})'\|_\infty + 2\|\frac{1}{T}(\hat{\mathbf{U}} - \mathbf{U})\mathbf{U}'\|_\infty \\
\leq &\|\frac{2}{T}\mathbf{B}\mathbf{H}^{+'}\mathbf{E}'\mathbf{U}'\|_\infty + \|\frac{1}{T}\mathbf{B}\mathbf{H}^{+'}\mathbf{E}'\mathbf{E}\mathbf{H}^{+'}\mathbf{B}'\|_\infty + \|\frac{3}{T}\mathbf{U}\mathbf{E}(\hat{\mathbf{F}}'\hat{\mathbf{F}})^{-1}\mathbf{E}'\mathbf{U}'\|_\infty \\
&+ \|\frac{4}{T}\mathbf{B}\mathbf{H}^{+'}\mathbf{E}'\mathbf{E}(\hat{\mathbf{F}}'\hat{\mathbf{F}})^{-1}\mathbf{E}'\mathbf{U}'\|_\infty + \|\frac{4}{T}\mathbf{B}\mathbf{H}^{+'}\mathbf{E}'\mathbf{E}(\hat{\mathbf{F}}'\hat{\mathbf{F}})^{-1}\mathbf{H}\mathbf{F}'\mathbf{U}'\|_\infty \\
&+ \|\frac{6}{T}\mathbf{U}\mathbf{E} + \frac{3}{T}\mathbf{U}\mathbf{F}\mathbf{H}'\|(\hat{\mathbf{F}}'\hat{\mathbf{F}})^{-1}\mathbf{H}\mathbf{F}'\mathbf{U}'\|_\infty + \|\frac{4}{T}\mathbf{B}\mathbf{H}^{+'}\mathbf{E}'\mathbf{F}\mathbf{H}'(\hat{\mathbf{F}}'\hat{\mathbf{F}})^{-1}(\mathbf{H}\mathbf{F}'\mathbf{U}' + \mathbf{E}'\mathbf{U}')\|_\infty \\
&+ \|\frac{2}{T}\mathbf{B}\mathbf{H}^{+'}\mathbf{E}'\mathbf{P}_{\hat{\mathbf{F}}}\mathbf{U}'\|_\infty + \|\frac{3}{T}\mathbf{B}\mathbf{H}^{+'}\mathbf{E}'\mathbf{P}_{\hat{\mathbf{F}}}\mathbf{E}\mathbf{H}^{+'}\mathbf{B}'\|_\infty \\
\leq &\|\frac{C}{T}\mathbf{E}'\mathbf{U}'\|_\infty + \|\frac{C}{T}\mathbf{E}'\mathbf{E}\| + N\|\frac{C}{T}\mathbf{U}\mathbf{E}\|_\infty^2 + \|\frac{C}{T}\mathbf{E}'\mathbf{P}_{\hat{\mathbf{F}}}\mathbf{U}'\|_\infty + \|\frac{C}{T}\mathbf{E}'\mathbf{P}_{\hat{\mathbf{F}}}\mathbf{E}\| \\
&+ \|\frac{C}{T}\mathbf{E}'\mathbf{E}(\hat{\mathbf{F}}'\hat{\mathbf{F}})^{-1}\mathbf{E}'\mathbf{U}'\|_\infty + \|\frac{C}{T}\mathbf{E}'\mathbf{E}(\hat{\mathbf{F}}'\hat{\mathbf{F}})^{-1}\mathbf{H}\mathbf{F}'\mathbf{U}'\|_\infty + \|\frac{6}{T}\mathbf{U}\mathbf{E}(\hat{\mathbf{F}}'\hat{\mathbf{F}})^{-1}\mathbf{H}\mathbf{F}'\mathbf{U}'\|_\infty \\
&+ \|\frac{3}{T}\mathbf{U}\mathbf{F}\mathbf{H}'(\hat{\mathbf{F}}'\hat{\mathbf{F}})^{-1}\mathbf{H}\mathbf{F}'\mathbf{U}'\|_\infty + \|\frac{4}{T}\mathbf{B}\mathbf{H}^{+'}\mathbf{E}'\mathbf{F}\mathbf{H}'(\hat{\mathbf{F}}'\hat{\mathbf{F}})^{-1}\mathbf{H}\mathbf{F}'\mathbf{U}'\|_\infty + \|\frac{4}{T}\mathbf{B}\mathbf{H}^{+'}\mathbf{E}'\mathbf{F}\mathbf{H}'(\hat{\mathbf{F}}'\hat{\mathbf{F}})^{-1}\mathbf{E}'\mathbf{U}'\|_\infty \\
= &O_P(\frac{\log N}{T} + \frac{1}{N}).
\end{aligned}$$

(iii) By part (ii) $\|\frac{1}{T}\boldsymbol{\theta}'(\hat{\mathbf{U}} - \mathbf{U})\hat{\mathbf{U}}'\|_\infty \leq \|\boldsymbol{\theta}\|_1 \|\frac{1}{T}(\hat{\mathbf{U}} - \mathbf{U})\hat{\mathbf{U}}'\|_\infty \leq O_P(\frac{\log N}{T} + \frac{1}{N})|J|_0$. Also,

$$\|\frac{1}{T}\widehat{\mathbf{U}}\widehat{\mathbf{U}}' - \frac{1}{T}\mathbf{U}\mathbf{U}'\|_\infty \leq \|\frac{1}{T}(\widehat{\mathbf{U}} - \mathbf{U})(\widehat{\mathbf{U}} - \mathbf{U})'\|_\infty + 2\|\frac{1}{T}(\widehat{\mathbf{U}} - \mathbf{U})\mathbf{U}'\|_\infty \leq O_P(\frac{\log N}{T} + \frac{1}{N}).$$

(iv) Note $\mathbf{H}'\mathbf{H}^{+'} = \mathbf{I}$, so

$$\begin{aligned} \|\frac{1}{T}\mathbf{E}'\mathbf{P}_{\widehat{\mathbf{F}}}\mathbf{F}\| &\leq \|\frac{1}{T}\mathbf{E}'\mathbf{P}_{\widehat{\mathbf{F}}}\mathbf{E}\mathbf{H}^{+'}\| + \|\frac{1}{T}\mathbf{E}'\mathbf{E}\mathbf{H}^{+'}\| + \|\frac{1}{T}\mathbf{E}'\mathbf{F}\| = O_P(\frac{1}{N} + \frac{1}{\sqrt{NT}}) \\ \|\frac{1}{T}\mathbf{U}\mathbf{P}_{\widehat{\mathbf{F}}}\mathbf{F}\|_\infty &\leq \|\frac{1}{T}\mathbf{U}\mathbf{P}_{\widehat{\mathbf{F}}}\mathbf{E}\mathbf{H}^{+'}\|_\infty + \|\frac{1}{T}\mathbf{U}\mathbf{E}\mathbf{H}^{+'}\|_\infty + \|\frac{1}{T}\mathbf{U}\mathbf{F}\|_\infty \\ &\leq O_P(\sqrt{\frac{\log N}{T}} + \frac{1}{N}). \end{aligned}$$

(v) By (i) and (iv)

$$\begin{aligned} \|\frac{1}{T}\widehat{\mathbf{U}}\mathbf{E}\|_\infty &\leq \|\frac{1}{T}\mathbf{U}\mathbf{E}\|_\infty + \|\frac{1}{T}(\widehat{\mathbf{U}} - \mathbf{U})\mathbf{E}\|_\infty \\ &\leq \|\frac{1}{T}\mathbf{U}\mathbf{E}\|_\infty + \|\frac{1}{T}\mathbf{B}\mathbf{H}^+\mathbf{E}'\mathbf{P}_{\widehat{\mathbf{F}}}\mathbf{E}\|_\infty + \|\frac{1}{T}\mathbf{U}\mathbf{P}_{\widehat{\mathbf{F}}}\mathbf{E}\|_\infty + \|\frac{1}{T}\mathbf{B}\mathbf{H}^+\mathbf{E}'\mathbf{E}\|_\infty \\ &\leq O_P(\sqrt{\frac{\log N}{TN}} + \frac{1}{N}) \\ \|\frac{1}{T}\widehat{\mathbf{U}}\mathbf{F}\|_\infty &\leq \|\frac{1}{T}\mathbf{U}\mathbf{F}\|_\infty + \|\frac{1}{T}(\widehat{\mathbf{U}} - \mathbf{U})\mathbf{F}\|_\infty \\ &\leq \|\frac{1}{T}\mathbf{U}\mathbf{F}\|_\infty + \|\frac{1}{T}\mathbf{B}\mathbf{H}^+\mathbf{E}'\mathbf{P}_{\widehat{\mathbf{F}}}\mathbf{F}\|_\infty + \|\frac{1}{T}\mathbf{U}\mathbf{P}_{\widehat{\mathbf{F}}}\mathbf{F}\|_\infty + \|\frac{1}{T}\mathbf{B}\mathbf{H}^+\mathbf{E}'\mathbf{F}\|_\infty \\ &\leq O_P(\sqrt{\frac{\log N}{T}} + \frac{1}{N}). \end{aligned}$$

(vi) $\frac{1}{T}\boldsymbol{\theta}'\mathbf{U}\mathbf{E} = \frac{1}{NT}\boldsymbol{\theta}'(\mathbf{U}\mathbf{U}' - \mathbb{E}\mathbf{U}\mathbf{U}')\mathbf{W} + \frac{1}{NT}\boldsymbol{\theta}'\mathbb{E}\mathbf{U}\mathbf{U}'\mathbf{W}$. So

$$\begin{aligned} \mathbb{E}\|\frac{1}{NT}\boldsymbol{\theta}'(\mathbf{U}\mathbf{U}' - \mathbb{E}\mathbf{U}\mathbf{U}')\mathbf{W}\|^2 &= \sum_{k=1}^R \frac{1}{N^2T^2} \text{Var}(\sum_{t=1}^T \boldsymbol{\theta}'\mathbf{u}_t\mathbf{u}_t'\mathbf{w}_k) \\ &\leq \frac{C}{N^2T^2}\|\boldsymbol{\theta}\|_1^2 \max_{j,i \leq N} \sum_{q,v \leq N} \sum_{t,s \leq T} |\text{Cov}(u_{it}u_{qt}, u_{js}u_{vs})| \leq \frac{C|J|_0^2}{NT}. \end{aligned}$$

Also, $\|\frac{1}{NT}\boldsymbol{\theta}'\mathbb{E}\mathbf{U}\mathbf{U}'\mathbf{W}\| \leq \max_{j \leq N} \sum_k |w_{k,j}| \|\boldsymbol{\theta}\|_1 \|\frac{1}{TN}\mathbb{E}\mathbf{U}\mathbf{U}'\|_1 \leq O(\frac{|J|_0}{N})$. Also,

$$\begin{aligned} \mathbb{E}\|\frac{1}{T}\boldsymbol{\theta}'\mathbf{U}\mathbf{F}\|^2 &= \frac{1}{T^2} \text{tr} \mathbb{E}\mathbf{F}'\mathbb{E}(\mathbf{U}'\boldsymbol{\theta}\boldsymbol{\theta}'\mathbf{U}|\mathbf{F})\mathbf{F} \leq \frac{C}{T} \|\mathbb{E}(\mathbf{U}'\boldsymbol{\theta}\boldsymbol{\theta}'\mathbf{U}|\mathbf{F})\|_1 \\ &\leq \frac{C}{T} \max_t \sum_{s=1}^T |\mathbb{E}(\boldsymbol{\theta}'\mathbf{u}_t\mathbf{u}_s'\boldsymbol{\theta}|\mathbf{F})| \leq \frac{C}{T} \max_t \sum_{s=1}^T \|\mathbb{E}(\mathbf{u}_t\mathbf{u}_s'|\mathbf{F})\|_1 \|\boldsymbol{\theta}\|_1 \|\boldsymbol{\theta}\|_\infty \leq \frac{C|J|_0}{T}. \end{aligned}$$

(vii) Since $\widehat{\boldsymbol{\alpha}}_g = (\widehat{\mathbf{F}}'\widehat{\mathbf{F}})^{-1}\widehat{\mathbf{F}}'\mathbf{G}$, simple calculations using Proposition A.1 yield

$$\begin{aligned} \widehat{\boldsymbol{\alpha}}_g - \mathbf{H}^{+'}\boldsymbol{\alpha}_g &= (\widehat{\mathbf{F}}'\widehat{\mathbf{F}})^{-1}\widehat{\mathbf{F}}'\mathbf{G} - \mathbf{H}^{+'}\boldsymbol{\alpha}_g \\ &= (\widehat{\mathbf{F}}'\widehat{\mathbf{F}})^{-1}\mathbf{E}'\boldsymbol{\varepsilon}_g - (\widehat{\mathbf{F}}'\widehat{\mathbf{F}})^{-1}\mathbf{E}'\mathbf{E}\mathbf{H}^{+'}\boldsymbol{\alpha}_g + (\widehat{\mathbf{F}}'\widehat{\mathbf{F}})^{-1}\mathbf{E}'\mathbf{U}'\boldsymbol{\theta} + O_P(\sqrt{\frac{|J|_0}{T}}) \end{aligned}$$

$$\begin{aligned}
&= |J|_0 O_P(1 + \sqrt{\frac{N}{T}}) \\
\mathbf{H}'(\hat{\alpha}_g - \mathbf{H}^{+'} \alpha_g) &= \mathbf{H}'(\hat{\mathbf{F}}'\hat{\mathbf{F}})^{-1} \mathbf{E}' \varepsilon_g - \mathbf{H}'(\hat{\mathbf{F}}'\hat{\mathbf{F}})^{-1} \mathbf{E}' \mathbf{E} \mathbf{H}^{+'} \alpha_g + \mathbf{H}'(\hat{\mathbf{F}}'\hat{\mathbf{F}})^{-1} \mathbf{E}' \mathbf{U}' \boldsymbol{\theta} + O_P(\sqrt{\frac{|J|_0}{T}}) \\
&= O_P(\frac{|J|_0}{N} + \sqrt{\frac{|J|_0}{T}}).
\end{aligned}$$

□

Lemma A.4. For any $R \geq r$

- (i) $\frac{1}{T} \|\mathbf{P}_{\hat{\mathbf{F}}} \mathbf{U}' \boldsymbol{\theta}\|^2 = O_P(\frac{|J|_0^2}{N} + \frac{|J|_0^2}{T})$, $\frac{1}{T} \|\mathbf{P}_{\hat{\mathbf{F}}} \varepsilon_g\|^2 = O_P(\frac{1}{T})$,
- (ii) $\|\frac{1}{T}(\hat{\mathbf{U}} - \mathbf{U}) \varepsilon_g\|_\infty = O_P(\frac{1}{\sqrt{NT}} + \frac{\sqrt{\log N}}{T})$, and $\|\frac{1}{T} \hat{\mathbf{U}} \varepsilon_g\|_\infty = O_P(\sqrt{\frac{\log N}{T}}) = \|\frac{1}{T} \hat{\mathbf{U}} \varepsilon_y\|_\infty$
- (iii) $\lambda_{\min}(\frac{1}{T} \hat{\mathbf{U}} \hat{\mathbf{U}}') > c_0$ with probability approaching one. $\frac{1}{T} \|\mathbf{P}_{\hat{\mathbf{U}}_{\hat{\mathcal{J}}}} \varepsilon_g\|^2 = O_P(\frac{|J|_0 \log N}{T}) = \frac{1}{T} \|\mathbf{P}_{\hat{\mathbf{U}}_{\hat{\mathcal{J}}}} \varepsilon_y\|^2$.
- (iv) $\frac{1}{T} \|(\hat{\mathbf{U}} - \mathbf{U})' \boldsymbol{\theta}\|^2 = O_P(\frac{|J|_0^2}{N} + \frac{|J|_0^2}{T})$, $\frac{1}{T} \mathbf{E}' \mathbf{P}_{\hat{\mathbf{F}}} \varepsilon_y = O_P(\frac{1}{\sqrt{NT}})$, $\frac{1}{T} \boldsymbol{\theta}' \mathbf{U} \mathbf{P}_{\hat{\mathbf{F}}} \varepsilon_y = O_P(\frac{|J|_0}{T} + \frac{|J|_0}{\sqrt{NT}})$.

Proof. (i) By Lemma A.3 (vi) and Proposition A.1,

$$\begin{aligned}
\frac{1}{T} \|\mathbf{P}_{\hat{\mathbf{F}}} \mathbf{U}' \boldsymbol{\theta}\|^2 &= \frac{1}{T} \boldsymbol{\theta}' \mathbf{U} \mathbf{E} (\hat{\mathbf{F}}' \hat{\mathbf{F}})^{-1} \mathbf{E}' \mathbf{U}' \boldsymbol{\theta} + \frac{2}{T} \boldsymbol{\theta}' \mathbf{U} \mathbf{E} (\hat{\mathbf{F}}' \hat{\mathbf{F}})^{-1} \mathbf{H} \mathbf{F}' \mathbf{U}' \boldsymbol{\theta} \\
&\quad + \frac{1}{T} \boldsymbol{\theta}' \mathbf{U} \mathbf{F} \mathbf{H}' (\hat{\mathbf{F}}' \hat{\mathbf{F}})^{-1} \mathbf{H} \mathbf{F}' \mathbf{U}' \boldsymbol{\theta} \\
&\leq O_P(\frac{|J|_0^2}{N} + \frac{|J|_0^2}{T}), \\
\frac{1}{T} \|\mathbf{P}_{\hat{\mathbf{F}}} \varepsilon_g\|^2 &= \frac{1}{T} \varepsilon_g' \mathbf{E} (\hat{\mathbf{F}}' \hat{\mathbf{F}})^{-1} \mathbf{E}' \varepsilon_g + \frac{2}{T} \varepsilon_g' \mathbf{E} (\hat{\mathbf{F}}' \hat{\mathbf{F}})^{-1} \mathbf{H} \mathbf{F}' \varepsilon_g + \frac{1}{T} \varepsilon_g' \mathbf{F} \mathbf{H} (\hat{\mathbf{F}}' \hat{\mathbf{F}})^{-1} \mathbf{H} \mathbf{F}' \varepsilon_g \\
&\leq O_P(\frac{N}{NT}) + O_P(\frac{1}{\sqrt{NT}}) \frac{1}{\sqrt{T}} + O_P(\frac{1}{T}) = O_P(\frac{1}{T}).
\end{aligned}$$

(ii) By (A.4)

$$\begin{aligned}
\frac{1}{T} (\mathbf{U} - \hat{\mathbf{U}}) \varepsilon_g &= -\frac{1}{T} \mathbf{B} \mathbf{H}^+ \mathbf{E}' \mathbf{E} (\hat{\mathbf{F}}' \hat{\mathbf{F}})^{-1} \mathbf{E}' \varepsilon_g - \frac{1}{T} \mathbf{B} \mathbf{H}^+ \mathbf{E}' \mathbf{F} \mathbf{H}' (\hat{\mathbf{F}}' \hat{\mathbf{F}})^{-1} \mathbf{E}' \varepsilon_g + \frac{1}{T} \mathbf{U} \mathbf{E} (\hat{\mathbf{F}}' \hat{\mathbf{F}})^{-1} \mathbf{E}' \varepsilon_g \\
&\quad - \frac{1}{T} \mathbf{B} \mathbf{H}^+ \mathbf{E}' \mathbf{E} (\hat{\mathbf{F}}' \hat{\mathbf{F}})^{-1} \mathbf{H} \mathbf{F}' \varepsilon_g - \frac{1}{T} \mathbf{B} \mathbf{H}^+ \mathbf{E}' \mathbf{F} \mathbf{H}' (\hat{\mathbf{F}}' \hat{\mathbf{F}})^{-1} \mathbf{H} \mathbf{F}' \varepsilon_g + \frac{1}{T} \mathbf{U} \mathbf{E} (\hat{\mathbf{F}}' \hat{\mathbf{F}})^{-1} \mathbf{H} \mathbf{F}' \varepsilon_g \\
&\quad + \frac{1}{T} \mathbf{U} \mathbf{F} \mathbf{H}' (\hat{\mathbf{F}}' \hat{\mathbf{F}})^{-1} \mathbf{E}' \varepsilon_g + \frac{1}{T} \mathbf{U} \mathbf{F} \mathbf{H}' (\hat{\mathbf{F}}' \hat{\mathbf{F}})^{-1} \mathbf{H} \mathbf{F}' \varepsilon_g + \frac{1}{T} \mathbf{B} \mathbf{H}^+ \mathbf{E}' \varepsilon_g.
\end{aligned}$$

So by Lemmas A.1 and $\|\frac{1}{T} \mathbf{U} \mathbf{E}\|_\infty = O_P(\sqrt{\frac{\log N}{TN}} + \frac{1}{N})$, $\|\frac{1}{T}(\hat{\mathbf{U}} - \mathbf{U}) \varepsilon_g\|_\infty = O_P(\frac{1}{\sqrt{NT}} + \frac{\sqrt{\log N}}{T})$.

Also, with $\|\frac{1}{T} \mathbf{U} \varepsilon_g\|_\infty = O_P(\sqrt{\frac{\log N}{T}})$ we have $\|\frac{1}{T} \hat{\mathbf{U}} \varepsilon_g\|_\infty = O_P(\sqrt{\frac{\log N}{T}})$. The proof for $\|\frac{1}{T} \hat{\mathbf{U}} \varepsilon_y\|_\infty$ is the same.

(iii) First, it follows from Lemma A.3 that $\|\frac{1}{T} \hat{\mathbf{U}} \hat{\mathbf{U}}' - \frac{1}{T} \mathbf{U} \mathbf{U}'\|_\infty \leq O_P(\frac{\log N}{T} + \frac{1}{N})$.

Also by Proposition A.2, $|\hat{J}|_0 = O_P(|J|_0)$. Then with probability approaching one,

$$\lambda_{\min}(\frac{1}{T} \hat{\mathbf{U}} \hat{\mathbf{U}}') \geq \lambda_{\min}(\frac{1}{T} \mathbf{U} \mathbf{U}') - \|\frac{1}{T} \hat{\mathbf{U}} \hat{\mathbf{U}}' - \frac{1}{T} \mathbf{U} \mathbf{U}'\|_\infty |\hat{J}|_0$$

$$\begin{aligned}
&\geq \phi_{\min} - O_P\left(\frac{\log N}{T} + \frac{1}{N}\right)|J|_0 \geq c \\
\frac{1}{T}\|\mathbf{P}_{\hat{\mathbf{U}}_{\hat{J}}}\boldsymbol{\varepsilon}_g\|^2 &= \frac{1}{T}\boldsymbol{\varepsilon}'_g \hat{\mathbf{U}}'_{\hat{J}}(\hat{\mathbf{U}}_{\hat{J}}\hat{\mathbf{U}}'_{\hat{J}})^{-1}\hat{\mathbf{U}}_{\hat{J}}\boldsymbol{\varepsilon}_g \leq \left\|\frac{1}{T}\boldsymbol{\varepsilon}'_g \hat{\mathbf{U}}'_{\hat{J}}\right\|^2 \lambda_{\min}^{-1}\left(\frac{1}{T}\hat{\mathbf{U}}_{\hat{J}}\hat{\mathbf{U}}'_{\hat{J}}\right) \\
&\leq c\left\|\frac{1}{T}\boldsymbol{\varepsilon}'_g \hat{\mathbf{U}}'_{\hat{J}}\right\|_{\infty}^2 |\hat{J}|_0 \leq O_P\left(\frac{|J|_0 \log N}{T}\right).
\end{aligned}$$

$\frac{1}{T}\|\mathbf{P}_{\hat{\mathbf{U}}_{\hat{J}}}\boldsymbol{\varepsilon}_y\|^2$ follows from the same proof.

(iv) Recall that $\|\boldsymbol{\alpha}'_g\| = \|\boldsymbol{\theta}'\mathbf{B}\| < C$. By part (i) and Lemma A.3,

$$\begin{aligned}
\frac{1}{T}\|\boldsymbol{\theta}'(\hat{\mathbf{U}} - \mathbf{U})\|^2 &\leq \frac{1}{T}\|\boldsymbol{\theta}'\mathbf{B}\mathbf{H}^+\mathbf{E}'\mathbf{P}_{\hat{\mathbf{F}}}\|^2 + \frac{1}{T}\|\boldsymbol{\theta}'\mathbf{U}\mathbf{P}_{\hat{\mathbf{F}}}\|^2 + \frac{1}{T}\|\boldsymbol{\theta}'\mathbf{B}\mathbf{H}^+\mathbf{E}'\|^2 \leq O_P\left(\frac{|J|_0^2}{N} + \frac{|J|_0^2}{T}\right). \\
\left\|\frac{1}{T}\mathbf{E}'\mathbf{P}_{\hat{\mathbf{F}}}\boldsymbol{\varepsilon}_y\right\| &\leq \left\|\frac{1}{T}\mathbf{E}'\mathbf{P}_{\hat{\mathbf{F}}}\right\|\|\mathbf{P}_{\hat{\mathbf{F}}}\boldsymbol{\varepsilon}_y\| = O_P\left(\frac{1}{\sqrt{NT}}\right) \\
\frac{1}{T}\boldsymbol{\theta}'\mathbf{U}\mathbf{P}_{\hat{\mathbf{F}}}\boldsymbol{\varepsilon}_y &\leq \frac{1}{T}\|\boldsymbol{\theta}'\mathbf{U}\mathbf{P}_{\hat{\mathbf{F}}}\|\|\mathbf{P}_{\hat{\mathbf{F}}}\boldsymbol{\varepsilon}_y\| = O_P\left(\frac{|J|_0}{T} + \frac{|J|_0}{\sqrt{NT}}\right).
\end{aligned}$$

□

Lemma A.5. For any $R \geq r$

$$\begin{aligned}
(i) \quad \frac{1}{T}\|\mathbf{M}_{\hat{\mathbf{U}}_{\hat{J}}}\hat{\mathbf{U}}'\boldsymbol{\theta}\|^2 &= O_P(|J|_0 \frac{\log N}{T}), \quad \frac{1}{T}\|\mathbf{M}_{\hat{\mathbf{U}}_{\hat{J}}}\mathbf{U}'\boldsymbol{\theta}\|^2 = O_P\left(\frac{|J|_0 \log N}{T} + \frac{|J|_0^2}{N} + \frac{|J|_0^2}{T}\right). \\
(ii) \quad \frac{1}{T}\boldsymbol{\varepsilon}'_y \mathbf{P}_{\hat{\mathbf{U}}_{\hat{J}}}(\hat{\mathbf{U}} - \mathbf{U})'\boldsymbol{\theta} &= O_P\left(\frac{\log N}{T} + \frac{1}{N}\right) \frac{|J|_0^2 \sqrt{\log N}}{T}, \quad \frac{1}{T}\boldsymbol{\varepsilon}'_y \mathbf{M}_{\hat{\mathbf{U}}_{\hat{J}}}\mathbf{U}'\boldsymbol{\theta} \leq O_P\left(\frac{|J|_0 \log N}{T} + \frac{|J|_0}{\sqrt{NT}}\right), \\
(iii) \quad \|\mathbf{P}_{\hat{\mathbf{U}}_{\hat{J}}}\mathbf{E}\| &= O_P\left(\sqrt{\frac{|J|_0 \log N}{N}} + \frac{\sqrt{T|J|_0}}{N}\right), \quad \frac{1}{T}\boldsymbol{\varepsilon}'_y \mathbf{P}_{\hat{\mathbf{U}}_{\hat{J}}}\mathbf{E} = O_P\left(\frac{|J|_0 \log N}{T\sqrt{N}} + \frac{|J|_0 \sqrt{\log N}}{N\sqrt{T}}\right).
\end{aligned}$$

Proof. (i) First note that $\mathbf{P}_{\hat{\mathbf{U}}_{\hat{J}}}\hat{\mathbf{U}}'\boldsymbol{\theta} = \hat{\mathbf{U}}'\hat{\mathbf{m}}$, where

$$\hat{\mathbf{m}} = (\hat{m}_1, \dots, \hat{m}_N)' = \arg \min_{\mathbf{m}} \|\hat{\mathbf{U}}'(\boldsymbol{\theta} - \mathbf{m})\| : \quad m_j = 0, \text{ for } j \notin \hat{J}.$$

Thus by the definition of $\hat{\mathbf{m}}$, Proposition A.2 and Lemma A.4,

$$\begin{aligned}
\frac{1}{T}\|\mathbf{M}_{\hat{\mathbf{U}}_{\hat{J}}}\hat{\mathbf{U}}'\boldsymbol{\theta}\|^2 &= \frac{1}{T}\|\hat{\mathbf{U}}'\boldsymbol{\theta} - \hat{\mathbf{U}}'\hat{\mathbf{m}}\|^2 \leq \frac{1}{T}\|\hat{\mathbf{U}}'\boldsymbol{\theta} - \hat{\mathbf{U}}'\tilde{\boldsymbol{\theta}}\|^2 \leq O_P(|J|_0 \frac{\log N}{T}) \\
\frac{1}{T}\|\mathbf{M}_{\hat{\mathbf{U}}_{\hat{J}}}\mathbf{U}'\boldsymbol{\theta}\|^2 &\leq O_P\left(\frac{|J|_0 \log N}{T}\right) + \frac{1}{T}\|(\hat{\mathbf{U}} - \mathbf{U})'\boldsymbol{\theta}\|^2 = O_P\left(\frac{|J|_0 \log N}{T} + \frac{|J|_0^2}{N} + \frac{|J|_0^2}{T}\right).
\end{aligned}$$

(ii) Let $\boldsymbol{\Delta} = \boldsymbol{\theta} - \hat{\mathbf{m}}$. Then $\dim(\boldsymbol{\Delta}) = O_P(|J|_0)$. Also, by Lemma A.3,

$$\boldsymbol{\Delta}'\frac{1}{T}(\hat{\mathbf{U}}\hat{\mathbf{U}}' - \mathbf{U}\mathbf{U}')\boldsymbol{\Delta} \leq \|\boldsymbol{\Delta}\|_1^2 \left\|\frac{1}{T}(\hat{\mathbf{U}}\hat{\mathbf{U}}' - \mathbf{U}\mathbf{U}')\right\|_{\infty} \leq O_P\left(\frac{\log N}{T} + \frac{1}{N}\right)\|\boldsymbol{\Delta}\|^2 |J|_0.$$

Hence $\|\boldsymbol{\Delta}\|^2 \leq \frac{C}{T}\|\mathbf{U}'\boldsymbol{\Delta}\|^2$ due to the spare eigenvalue condition on $\frac{1}{T}\mathbf{U}\mathbf{U}'$.

$$\|\boldsymbol{\theta} - \hat{\mathbf{m}}\|_1^2 \leq |J|_0 \|\boldsymbol{\Delta}\|^2 \leq |J|_0 \frac{1}{T} \|\mathbf{U}'\boldsymbol{\Delta}\|^2 \leq |J|_0 \frac{1}{T} \|\hat{\mathbf{U}}'\boldsymbol{\Delta}\|^2 + O_P\left(\frac{\log N}{T} + \frac{1}{N}\right)\|\boldsymbol{\Delta}\|^2 |J|_0.$$

The above implies $\|\boldsymbol{\theta} - \hat{\mathbf{m}}\|_1^2 \leq |J|_0 \|\boldsymbol{\Delta}\|^2 \leq |J|_0 \frac{1}{T} \|\hat{\mathbf{U}}'\boldsymbol{\Delta}\|^2 \leq |J|_0 \frac{1}{T} \|\hat{\mathbf{U}}'\boldsymbol{\theta} - \hat{\mathbf{U}}'\tilde{\boldsymbol{\theta}}\|^2 \leq O_P(|J|_0^2 \frac{\log N}{T}).$

Hence by Lemma A.4,

$$\begin{aligned}
\frac{1}{T}\boldsymbol{\varepsilon}'_y \mathbf{P}_{\hat{\mathbf{U}}_{\hat{J}}}(\hat{\mathbf{U}} - \mathbf{U})'\boldsymbol{\theta} &\leq \left\| \frac{1}{T}\boldsymbol{\varepsilon}'_y \mathbf{P}_{\hat{\mathbf{U}}_{\hat{J}}} \right\| \|\hat{\mathbf{U}}(\hat{\mathbf{U}} - \mathbf{U})'\boldsymbol{\theta}\|_{\infty} \sqrt{|J|_0} \frac{1}{\sqrt{T}} \lambda_{\min}^{-1/2} \left(\frac{1}{T} \hat{\mathbf{U}}_{\hat{J}} \hat{\mathbf{U}}'_{\hat{J}} \right) \\
&\leq O_P\left(\frac{\log N}{T} + \frac{1}{N}\right) \frac{|J|_0^2 \sqrt{\log N}}{T}. \\
\frac{1}{T}\boldsymbol{\varepsilon}'_y \mathbf{M}_{\hat{\mathbf{U}}_{\hat{J}}} \hat{\mathbf{U}}'\boldsymbol{\theta} &= \frac{1}{T}\boldsymbol{\varepsilon}'_y \hat{\mathbf{U}}'(\boldsymbol{\theta} - \hat{\mathbf{m}}) \leq \left\| \frac{1}{T}\boldsymbol{\varepsilon}'_y \hat{\mathbf{U}}' \right\|_{\infty} \|\boldsymbol{\theta} - \hat{\mathbf{m}}\|_1 \leq O_P\left(\frac{|J|_0 \log N}{T}\right). \\
\frac{1}{T}\boldsymbol{\varepsilon}'_y \mathbf{M}_{\hat{\mathbf{U}}_{\hat{J}}} \mathbf{U}'\boldsymbol{\theta} &\leq \frac{1}{T}\boldsymbol{\varepsilon}'_y \mathbf{M}_{\hat{\mathbf{U}}_{\hat{J}}} \hat{\mathbf{U}}'\boldsymbol{\theta} + \frac{1}{T}\boldsymbol{\varepsilon}'_y (\hat{\mathbf{U}} - \mathbf{U})'\boldsymbol{\theta} - \frac{1}{T}\boldsymbol{\varepsilon}'_y \mathbf{P}_{\hat{\mathbf{U}}_{\hat{J}}}(\hat{\mathbf{U}} - \mathbf{U})'\boldsymbol{\theta} \\
&\leq O_P\left(\frac{|J|_0 \log N}{T}\right) + \frac{1}{T}\boldsymbol{\theta}' \mathbf{B} \mathbf{H}^+ \mathbf{E}' \mathbf{P}_{\hat{\mathbf{F}}} \boldsymbol{\varepsilon}_y + \frac{1}{T}\boldsymbol{\theta}' \mathbf{U} \mathbf{P}_{\hat{\mathbf{F}}} \boldsymbol{\varepsilon}_y + \frac{1}{T}\boldsymbol{\theta}' \mathbf{B} \mathbf{H}^+ \mathbf{E}' \boldsymbol{\varepsilon}_y \\
&\quad - \frac{1}{T}\boldsymbol{\varepsilon}'_y \mathbf{P}_{\hat{\mathbf{U}}_{\hat{J}}}(\hat{\mathbf{U}} - \mathbf{U})'\boldsymbol{\theta} \\
&\leq O_P\left(\frac{|J|_0 \log N}{T} + \frac{|J|_0}{\sqrt{NT}}\right).
\end{aligned}$$

(iii) By Lemma A.3,

$$\begin{aligned}
\|\mathbf{P}_{\hat{\mathbf{U}}_{\hat{J}}} \mathbf{E}\| &\leq \|\hat{\mathbf{U}}'_{\hat{J}} \left(\frac{1}{T} \hat{\mathbf{U}}_{\hat{J}} \hat{\mathbf{U}}'_{\hat{J}} \right)^{-1} \frac{1}{T} \|\hat{\mathbf{U}} \mathbf{E}\|_{\infty} \sqrt{|J|_0} \leq O_P\left(\sqrt{\frac{|J|_0 \log N}{N}} + \frac{\sqrt{T|J|_0}}{N}\right) \\
\left\| \frac{1}{T} \boldsymbol{\varepsilon}'_y \mathbf{P}_{\hat{\mathbf{U}}_{\hat{J}}} \mathbf{E} \right\| &\leq \left\| \frac{1}{T} \boldsymbol{\varepsilon}'_y \mathbf{P}_{\hat{\mathbf{U}}_{\hat{J}}} \right\| \|\mathbf{P}_{\hat{\mathbf{U}}_{\hat{J}}} \mathbf{E}\| = O_P\left(\frac{|J|_0 \log N}{T\sqrt{N}} + \frac{|J|_0 \sqrt{\log N}}{N\sqrt{T}}\right)
\end{aligned}$$

□

Lemma A.6. For any $R \geq r$,

- (i) $\frac{1}{T} \|\hat{\boldsymbol{\varepsilon}}_g - \boldsymbol{\varepsilon}_g\|^2 = O_P\left(\frac{|J|_0^2 + |J|_0 \log N}{T} + \frac{|J|_0^2}{N}\right) = \frac{1}{T} \|\hat{\boldsymbol{\varepsilon}}_y - \boldsymbol{\varepsilon}_y\|^2$.
- (ii) $\frac{1}{T} \boldsymbol{\varepsilon}'_y (\hat{\boldsymbol{\varepsilon}}_g - \boldsymbol{\varepsilon}_g) = O_P\left(\frac{|J|_0 \log N}{T} + \frac{|J|_0}{\sqrt{NT}}\right)$. The same rate applies to $\frac{1}{T} \boldsymbol{\varepsilon}'_g (\hat{\boldsymbol{\varepsilon}}_g - \boldsymbol{\varepsilon}_g)$, $\frac{1}{T} \boldsymbol{\eta}' (\hat{\boldsymbol{\varepsilon}}_g - \boldsymbol{\varepsilon}_g)$, $\frac{1}{T} \boldsymbol{\varepsilon}'_g (\hat{\boldsymbol{\varepsilon}}_y - \boldsymbol{\varepsilon}_y)$ and $\frac{1}{T} \boldsymbol{\varepsilon}'_y (\hat{\boldsymbol{\varepsilon}}_y - \boldsymbol{\varepsilon}_y)$.
- (iii) $\frac{1}{T} \hat{\boldsymbol{\varepsilon}}'_g \hat{\boldsymbol{\varepsilon}}_g = \frac{1}{T} \boldsymbol{\varepsilon}'_g \boldsymbol{\varepsilon}_g + o_P(1)$.

Proof. Note that $\hat{\boldsymbol{\varepsilon}}_g = \mathbf{M}_{\hat{\mathbf{U}}_{\hat{J}}} \mathbf{M}_{\hat{\mathbf{F}}} \mathbf{G}$ and $\mathbf{G} = \mathbf{F} \boldsymbol{\alpha}_g + \mathbf{U}' \boldsymbol{\theta} + \boldsymbol{\varepsilon}_g$. Also, $\hat{\mathbf{U}} = \mathbf{X} \mathbf{M}_{\hat{\mathbf{F}}}$ implies

$$\mathbf{P}_{\hat{\mathbf{U}}_{\hat{J}}} \mathbf{P}_{\hat{\mathbf{F}}} = 0, \text{ and } \mathbf{M}_{\hat{\mathbf{U}}_{\hat{J}}} \mathbf{M}_{\hat{\mathbf{F}}} = \mathbf{M}_{\hat{\mathbf{F}}} - \mathbf{P}_{\hat{\mathbf{U}}_{\hat{J}}}.$$

Recall that $\mathbf{H}^+ \mathbf{H} = \mathbf{I}$ and $\hat{\mathbf{F}} = \mathbf{F} \mathbf{H}' + \mathbf{E}$, hence straightforward calculations yield

$$\begin{aligned}
\hat{\boldsymbol{\varepsilon}}_g - \boldsymbol{\varepsilon}_g &= \mathbf{M}_{\hat{\mathbf{U}}_{\hat{J}}} \mathbf{U}' \boldsymbol{\theta} - \mathbf{P}_{\hat{\mathbf{F}}} \mathbf{U}' \boldsymbol{\theta} + \mathbf{M}_{\hat{\mathbf{U}}_{\hat{J}}} \mathbf{M}_{\hat{\mathbf{F}}} \mathbf{F} \boldsymbol{\alpha}_g - \mathbf{P}_{\hat{\mathbf{U}}_{\hat{J}}} \boldsymbol{\varepsilon}_g - \mathbf{P}_{\hat{\mathbf{F}}} \boldsymbol{\varepsilon}_g \\
&= \mathbf{M}_{\hat{\mathbf{U}}_{\hat{J}}} \mathbf{U}' \boldsymbol{\theta} - \mathbf{P}_{\hat{\mathbf{F}}} \mathbf{U}' \boldsymbol{\theta} - \mathbf{P}_{\hat{\mathbf{U}}_{\hat{J}}} \boldsymbol{\varepsilon}_g - \mathbf{P}_{\hat{\mathbf{F}}} \boldsymbol{\varepsilon}_g - (\mathbf{I} - \mathbf{P}_{\hat{\mathbf{F}}} - \mathbf{P}_{\hat{\mathbf{U}}_{\hat{J}}}) \mathbf{E} \mathbf{H}^{+'} \boldsymbol{\alpha}_g. \tag{A.6}
\end{aligned}$$

It follows from Lemmas A.4, A.5 and $\frac{1}{T} \|\mathbf{E}\|^2 = O_P(\frac{1}{N})$ that $\frac{1}{T} \|\hat{\boldsymbol{\varepsilon}}_g - \boldsymbol{\varepsilon}_g\|^2 = O_P\left(\frac{|J|_0^2 + |J|_0 \log N}{T} + \frac{|J|_0^2}{N}\right)$. The proof for $\frac{1}{T} \|\hat{\boldsymbol{\varepsilon}}_g - \boldsymbol{\varepsilon}_g\|^2$ follows similarly.

(ii) It follows from (A.6) and Lemmas A.4 A.5 that

$$\begin{aligned} \frac{1}{T}\varepsilon'_y(\widehat{\varepsilon}_g - \varepsilon_g) &= \frac{1}{T}\varepsilon'_y\mathbf{M}_{\widehat{\mathbf{U}}_{\widehat{f}}}\mathbf{U}'\boldsymbol{\theta} - \frac{1}{T}\varepsilon'_y\mathbf{P}_{\widehat{\mathbf{F}}}\mathbf{U}'\boldsymbol{\theta} - \frac{1}{T}\varepsilon'_y\mathbf{P}_{\widehat{\mathbf{U}}_{\widehat{f}}}\varepsilon_g - \frac{1}{T}\varepsilon'_y\mathbf{P}_{\widehat{\mathbf{F}}}\varepsilon_g \\ &\quad - \frac{1}{T}\varepsilon'_y\mathbf{E}\mathbf{H}^{+'}\boldsymbol{\alpha}_g - \frac{1}{T}\varepsilon'_y\mathbf{P}_{\widehat{\mathbf{F}}}\mathbf{E}\mathbf{H}^{+'}\boldsymbol{\alpha}_g - \frac{1}{T}\varepsilon'_y\mathbf{P}_{\widehat{\mathbf{U}}_{\widehat{f}}}\mathbf{E}\mathbf{H}^{+'}\boldsymbol{\alpha}_g \\ &\leq O_P\left(\frac{|J|_0 \log N}{T} + \frac{|J|_0}{\sqrt{NT}}\right). \end{aligned}$$

The same proof applies to other terms as well.

(iii) It follows from parts (i) (ii) and that all these terms are $o_P(1)$, given that $|J|_0^2 = o(\min\{T, N\})$, $|J|_0 \log N = o(T)$.

□

A.5.2 The case $r = 0$: there are no factors.

Proof. In this case $\mathbf{x}_t = \mathbf{u}_t$. And we have

$$\widehat{\mathbf{F}} = \frac{1}{N}\mathbf{X}'\mathbf{W} = \frac{1}{N}\mathbf{U}'\mathbf{W} := \mathbf{E}.$$

Then $\lambda_{\min}(\frac{1}{T}\widehat{\mathbf{F}}'\widehat{\mathbf{F}}) = \lambda_{\min}(\frac{1}{T}\mathbf{E}'\mathbf{E}) \geq \frac{c}{N}$ with probability approaching one, still by Lemma A.1. Hence $\frac{1}{T}\widehat{\mathbf{F}}'\widehat{\mathbf{F}}$ is still invertible. In addition, $\widehat{\mathbf{U}} = \mathbf{X}\mathbf{M}_{\widehat{\mathbf{F}}}$ implies $\mathbf{U} - \widehat{\mathbf{U}} = \mathbf{U}\mathbf{P}_{\widehat{\mathbf{F}}}$. Also,

$$\begin{aligned} y_t &= \boldsymbol{\gamma}'\mathbf{u}_t + \varepsilon_{y,t} \\ \mathbf{g}_t &= \boldsymbol{\theta}'\mathbf{u}_t + \boldsymbol{\varepsilon}_{g,t} \\ \varepsilon_{y,t} &= \boldsymbol{\beta}'\boldsymbol{\varepsilon}_{g,t} + \eta_t \end{aligned}$$

Hence $\boldsymbol{\alpha}_g = \boldsymbol{\alpha}_y = 0$. In this case we can define $\mathbf{H}^+ := 0$ and $\mathbf{H} := 0$. Then all the proofs in Section A.5.1 carry over. In fact, all terms involving $\boldsymbol{\alpha}_g, \mathbf{H}$ and \mathbf{H}^+ can be set to zero.

In addition, in the case $R = r = 0$, the setting/estimators are exactly the same as in Belloni et al. (2014). □

A.5.3 Proof of Corollary 4.1.

Proof. The corollary immediately follows from Theorem 4.2. If there exist a pair (r, R) that violate the conclusion of the corollary, then it also violates the conclusion of Theorem 4.2. This finishes the proof. □

A.6 Proof of Theorem 4.3

Proof. First note that when $R = r$, by (A.4)

$$\|(\frac{1}{T}\widehat{\mathbf{F}}'\widehat{\mathbf{F}})^{-1} - (\frac{1}{T}\mathbf{H}\mathbf{F}'\mathbf{F}\mathbf{H}')^{-1}\| \leq O_P(\frac{1}{N} + \frac{\nu_{\max}(\mathbf{H})}{\sqrt{TN}})\frac{1}{\nu_{\min}^4(\mathbf{H})}.$$

Also by the proof of Theorem 3.2 for $\|(\frac{1}{T}\widehat{\mathbf{F}}'\widehat{\mathbf{F}})^{-1}\| + \|(\frac{1}{T}\mathbf{H}\mathbf{F}'\mathbf{F}\mathbf{H}')^{-1}\| \leq \frac{c}{\nu_{\min}^2(\mathbf{H})}$. Because $\mathbf{P}_{\widehat{\mathbf{F}}} - \mathbf{P}_{\mathbf{G}} = \mathbf{E}(\widehat{\mathbf{F}}'\widehat{\mathbf{F}})^{-1}\mathbf{H}\mathbf{F}' + \mathbf{F}\mathbf{H}'[(\widehat{\mathbf{F}}'\widehat{\mathbf{F}})^{-1} - (\mathbf{H}\mathbf{F}'\mathbf{F}\mathbf{H}')^{-1}]\mathbf{H}\mathbf{F}' + \widehat{\mathbf{F}}(\widehat{\mathbf{F}}'\widehat{\mathbf{F}})^{-1}\mathbf{E}'$, we have

$$\begin{aligned} \|\mathbf{P}_{\widehat{\mathbf{F}}} - \mathbf{P}_{\mathbf{G}}\|_F^2 &= \text{tr}(\widehat{\mathbf{F}}'\widehat{\mathbf{F}})^{-1}\mathbf{H}\mathbf{F}'\mathbf{F}\mathbf{H}'(\widehat{\mathbf{F}}'\widehat{\mathbf{F}})^{-1}\mathbf{E}'\mathbf{E} + \text{tr}(\widehat{\mathbf{F}}'\widehat{\mathbf{F}})^{-1}\mathbf{E}'\mathbf{E} \\ &\quad + 2\text{tr}(\widehat{\mathbf{F}}'\widehat{\mathbf{F}})^{-1}\mathbf{H}\mathbf{F}'\mathbf{F}\mathbf{H}'[(\widehat{\mathbf{F}}'\widehat{\mathbf{F}})^{-1} - (\mathbf{H}\mathbf{F}'\mathbf{F}\mathbf{H}')^{-1}]\mathbf{H}\mathbf{F}'\mathbf{E} \\ &\quad + \text{tr}[(\widehat{\mathbf{F}}'\widehat{\mathbf{F}})^{-1} - (\mathbf{H}\mathbf{F}'\mathbf{F}\mathbf{H}')^{-1}]\mathbf{H}\mathbf{F}'\mathbf{F}\mathbf{H}'[(\widehat{\mathbf{F}}'\widehat{\mathbf{F}})^{-1} - (\mathbf{H}\mathbf{F}'\mathbf{F}\mathbf{H}')^{-1}]\mathbf{H}\mathbf{F}'\mathbf{F}\mathbf{H}' \\ &\quad + 2\text{tr}\mathbf{F}\mathbf{H}'[(\widehat{\mathbf{F}}'\widehat{\mathbf{F}})^{-1} - (\mathbf{H}\mathbf{F}'\mathbf{F}\mathbf{H}')^{-1}]\mathbf{H}\mathbf{F}'\mathbf{E}(\widehat{\mathbf{F}}'\widehat{\mathbf{F}})^{-1}\widehat{\mathbf{F}}' \\ &\quad + 2\text{tr}(\widehat{\mathbf{F}}'\widehat{\mathbf{F}})^{-1}\mathbf{H}\mathbf{F}'\mathbf{E}(\widehat{\mathbf{F}}'\widehat{\mathbf{F}})^{-1}\mathbf{E}'\mathbf{E} \\ &\quad + 2\text{tr}(\widehat{\mathbf{F}}'\widehat{\mathbf{F}})^{-1}\mathbf{H}\mathbf{F}'\mathbf{E}(\widehat{\mathbf{F}}'\widehat{\mathbf{F}})^{-1}\mathbf{H}\mathbf{F}'\mathbf{E} \\ &= 2\text{tr}\mathbf{H}'^{-1}(\mathbf{F}'\mathbf{F})^{-1}\mathbf{H}^{-1}\mathbf{E}'\mathbf{E} + O_P(\frac{1}{TN} + \frac{1}{N^2}). \end{aligned}$$

Write $X := 2\text{tr}\mathbf{H}'^{-1}(\mathbf{F}'\mathbf{F})^{-1}\mathbf{H}^{-1}\mathbf{E}'\mathbf{E} = \text{tr}(\mathbf{A}\frac{1}{T}\mathbf{E}'\mathbf{E})$ and $\mathbf{A} := 2\mathbf{H}'^{-1}(\frac{1}{T}\mathbf{F}'\mathbf{F})^{-1}\mathbf{H}^{-1}$. Now

$$\text{MEAN} = \mathbb{E}(X|\mathbf{F}) = \text{tr}\mathbf{A}\frac{1}{N^2}\mathbf{W}'(\mathbb{E}\mathbf{u}_t\mathbf{u}_t'|\mathbf{F})\mathbf{W} = \text{tr}\mathbf{A}\frac{1}{N^2}\mathbf{W}'\Sigma_u\mathbf{W}.$$

We note that $\text{Var}(X|\mathbf{F}) = \frac{1}{TN^2}\sigma^2$ and that $N\sqrt{T}\frac{(X-\text{MEAN})}{\sigma} \xrightarrow{d} \mathcal{N}(0,1)$ due to the serial independence of $\mathbf{u}_t\mathbf{u}_t'$ conditionally on \mathbf{F} and that $\mathbb{E}\|\frac{1}{\sqrt{N}}\mathbf{W}'\mathbf{u}_t\|^4 < C$. In addition, Lemma A.7 below shows that with $\widehat{\text{MEAN}} = \text{tr}\widehat{\mathbf{A}}\frac{1}{N^2}\mathbf{W}'\widehat{\Sigma}_u\mathbf{W}$, and $\widehat{\mathbf{A}} = 2(\frac{1}{T}\widehat{\mathbf{F}}'\widehat{\mathbf{F}})^{-1}$, we have $\widehat{\text{MEAN}} - \text{MEAN} = O_P(\frac{\omega_{NT}^2}{N^2})\sum_{\sigma_{u,ij} \neq 0} 1$. Also, the same lemma shows $\widehat{\sigma}^2 \xrightarrow{P} \sigma^2$. As a result

$$\frac{\|\mathbf{P}_{\widehat{\mathbf{F}}} - \mathbf{P}_{\mathbf{G}}\|_F^2 - \widehat{\text{MEAN}}}{\frac{1}{N\sqrt{T}}\widehat{\sigma}} = \frac{X - \text{MEAN}}{\frac{1}{N\sqrt{T}}\sigma} + o_P(1) \xrightarrow{d} \mathcal{N}(0,1).$$

given that $\sigma > 0$, $\sqrt{T} = o(N)$ and $(\widehat{\text{MEAN}} - \text{MEAN})N\sqrt{T} = o_P(1)$.

□

Lemma A.7. Suppose $R = r$. (i) $\max_{ij} |\frac{1}{T}\sum_t u_{it}(\widehat{u}_{jt} - u_{jt})| = O_P(\omega_{NT}^2)$.

(ii) $\widehat{\text{MEAN}} - \text{MEAN} = O_P(\frac{\omega_{NT}^2}{N^2})\sum_{\sigma_{u,ij} \neq 0} 1$.

(iii) $\widehat{\sigma}^2 \xrightarrow{P} \sigma^2$.

Proof. (i) Because $u_{it} - \hat{u}_{it} = -\mathbf{b}'_i \mathbf{H}^{-1} \mathbf{E}' \hat{\mathbf{F}} (\hat{\mathbf{F}}' \hat{\mathbf{F}})^{-1} \hat{\mathbf{f}}_t + \underline{\mathbf{u}}'_i \hat{\mathbf{F}} (\hat{\mathbf{F}}' \hat{\mathbf{F}})^{-1} \hat{\mathbf{f}}_t + \mathbf{b}'_i \mathbf{H}^{-1} \mathbf{e}_t$,

$$\begin{aligned} \max_{ij} \left| \frac{1}{T} \sum_t u_{it} (\hat{u}_{jt} - u_{jt}) \right| &\leq C \max_j \left| \frac{1}{T} \sum_t u_{jt} \hat{\mathbf{f}}_t \right| (\| \mathbf{H}^{-1} \mathbf{E}' \hat{\mathbf{F}} (\hat{\mathbf{F}}' \hat{\mathbf{F}})^{-1} \| + \max_i \| \underline{\mathbf{u}}'_i \hat{\mathbf{F}} (\hat{\mathbf{F}}' \hat{\mathbf{F}})^{-1} \|) \\ &\quad + C \max_j \left\| \frac{1}{T} \sum_t u_{jt} \mathbf{e}_t \right\| \| \mathbf{H}^{-1} \| \leq O_P(\omega_{NT}^2) \end{aligned}$$

Note that $\| \mathbf{A} \| = O_P(\frac{1}{\nu_{\min}^2(\mathbf{H})})$. We now bound $\frac{1}{N} \mathbf{W}' (\hat{\Sigma}_u - \Sigma_u) \mathbf{W}$. For simplicity we focus on the case $r = R = 1$ and hard-thresholding estimator. The proof of soft-thresholding follows from the same argument. We have

$$\frac{1}{N} \mathbf{W}' (\hat{\Sigma}_u - \Sigma_u) \mathbf{W} = \frac{1}{N} \sum_{\sigma_{u,ij}=0} w_i w_j \hat{\sigma}_{u,ij} + \frac{1}{N} \sum_{\sigma_{u,ij} \neq 0} w_i w_j (\hat{\sigma}_{u,ij} - \sigma_{u,ij}) := a_1 + a_2.$$

Term a_1 satisfies: for any $\epsilon > 0$, when C in the threshold is large enough,

$$\mathbb{P}(a_1 > (NT)^{-2}) \leq \mathbb{P}(\max_{\sigma_{u,ij}=0} |\hat{\sigma}_{u,ij}| \neq 0) \leq \mathbb{P}(|s_{u,ij}| > \tau_{ij}, \text{ for some } \sigma_{u,ij} = 0) < \epsilon.$$

Thus $a_1 = O_P((NT)^{-2})$. The main task is to bound $a_2 = \frac{1}{N} \sum_{\sigma_{u,ij} \neq 0} w_i w_j (\hat{\sigma}_{u,ij} - \sigma_{u,ij})$.

$$\begin{aligned} a_2 &= a_{21} + a_{22}, \\ a_{21} &= \frac{1}{N} \sum_{\sigma_{u,ij} \neq 0} w_i w_j \frac{1}{T} \sum_t (\hat{u}_{it} \hat{u}_{jt} - u_{it} u_{jt}) \\ a_{22} &= \frac{1}{N} \sum_{\sigma_{u,ij} \neq 0} w_i w_j \frac{1}{T} \sum_t (u_{it} u_{jt} - \mathbb{E} u_{it} u_{jt}). \end{aligned}$$

Now for $\omega_{NT} := \sqrt{\frac{\log N}{T}} + \frac{1}{\sqrt{N}}$, by part (i),

$$\begin{aligned} a_{21} &= \frac{1}{N} \sum_{\sigma_{u,ij} \neq 0} w_i w_j \frac{1}{T} \sum_t (\hat{u}_{it} - u_{it})(\hat{u}_{jt} - u_{jt}) + \frac{2}{N} \sum_{\sigma_{u,ij} \neq 0} w_i w_j \frac{1}{T} \sum_t u_{it} (\hat{u}_{jt} - u_{jt}) \\ &\leq [\max_i \frac{1}{T} \sum_t (\hat{u}_{it} - u_{it})^2 + \max_{ij} |\frac{1}{T} \sum_t u_{it} (\hat{u}_{jt} - u_{jt})|] \frac{1}{N} \sum_{\sigma_{u,ij} \neq 0} 1 \\ &\leq O_P(\omega_{NT}^2) \frac{1}{N} \sum_{\sigma_{u,ij} \neq 0} 1. \end{aligned}$$

As for a_{22} , due to $\frac{1}{N} \sum_{\sigma_{u,mn} \neq 0} \sum_{\sigma_{u,ij} \neq 0} |\text{Cov}(u_{it} u_{jt}, u_{mt} u_{nt})| < C$ and serial independence,

$$\text{Var}(a_{22}) \leq \frac{1}{N^2 T^2} \sum_{s,t \leq T} \sum_{\sigma_{u,mn} \neq 0} \sum_{\sigma_{u,ij} \neq 0} |\text{Cov}(u_{it} u_{jt}, u_{ms} u_{ns})|$$

$$\leq \frac{1}{N^2 T} \sum_{\sigma_{u,mn} \neq 0} \sum_{\sigma_{u,ij} \neq 0} |\text{Cov}(u_{it}u_{jt}, u_{mt}u_{nt})| \leq O\left(\frac{1}{NT}\right).$$

Together $a_2 = O_P(\omega_{NT}^2) \frac{1}{N} \sum_{\sigma_{u,ij} \neq 0} 1 + O_P\left(\frac{1}{\sqrt{NT}}\right) = O_P(\omega_{NT}^2) \frac{1}{N} \sum_{\sigma_{u,ij} \neq 0} 1$. Therefore

$$\frac{1}{N} \mathbf{W}'(\widehat{\boldsymbol{\Sigma}}_u - \boldsymbol{\Sigma}_u) \mathbf{W} = O_P(\omega_{NT}^2) \frac{1}{N} \sum_{\sigma_{u,ij} \neq 0} 1.$$

This implies

$$|\widehat{\text{MEAN}} - \text{MEAN}| \leq \frac{C}{N} \|\mathbf{A}\| \left\| \frac{1}{N} \mathbf{W}'(\boldsymbol{\Sigma}_u - \widehat{\boldsymbol{\Sigma}}_u) \mathbf{W} \right\| + O_P\left(\frac{1}{N}\right) \|\mathbf{A} - 2\left(\frac{1}{T} \widehat{\mathbf{F}}' \widehat{\mathbf{F}}\right)^{-1}\| \leq O_P\left(\frac{\omega_{NT}^2}{N^2}\right) \sum_{\sigma_{u,ij} \neq 0} 1.$$

(iii) First, note that $|\sigma^2 - f(\mathbf{A}, \mathbf{V})| \rightarrow 0$ by the assumption. In addition, it is easy to show that $\|\widehat{\mathbf{A}} - \mathbf{A}\| = o_P(1)$ and $\|\widehat{\mathbf{V}} - \mathbf{V}\| \leq \frac{1}{N} \|\mathbf{W}\|^2 \|\widehat{\boldsymbol{\Sigma}}_u - \boldsymbol{\Sigma}_u\| = o_P(1)$. Since $f(\mathbf{A}, \mathbf{V})$ is continuous in (\mathbf{A}, \mathbf{V}) due to the property of the normality of \mathbf{Z}_t , we have $|f(\mathbf{A}, \mathbf{V}) - f(\widehat{\mathbf{A}}, \widehat{\mathbf{V}})| = o_P(1)$. Hence $|f(\widehat{\mathbf{A}}, \widehat{\mathbf{V}}) - \sigma^2| = o_P(1)$. This finishes the proof since $\widehat{\sigma}^2 := f(\widehat{\mathbf{A}}, \widehat{\mathbf{V}})$. \square

A.7 Proof of Proposition 5.1

Proof. We shall use an argument similar to that in Matoušek (2008) to prove the Johnson-Lindenstrauss property, then show that it leads to Proposition 5.1 in the factor model context.

We fix any $R \geq 1$, which can be either smaller, equal to, or larger than r . First we show the following inequality: there are $C, C' > 0$, for any vector $\mathbf{y} \in \mathbb{R}^N \setminus \{0\}$, and any $\delta > 0$,

$$\mathbb{P}_W \left(\left| \frac{\|\frac{1}{N} \mathbf{W}' \mathbf{y}\|}{\frac{1}{N} \sigma_w \sqrt{R} \|\mathbf{y}\|} - 1 \right| > \delta \right) \leq C \exp(-C_1 R \delta^2) \quad (\text{A.7})$$

The above is often known as the “Johnson-Lindenstrauss” (JL) property (Johnson and Lindenstrauss, 1984), which is essential for the dimension reduction property of random projections. It ensures that approximately,

$$\frac{\sqrt{R}}{N} \sigma_w (1 - \delta) \|\mathbf{y}\| \leq \left\| \frac{1}{N} \mathbf{W}' \mathbf{y} \right\| \leq \frac{\sqrt{R}}{N} (1 + \delta) \|\mathbf{y}\| \sigma_w.$$

The JL (A.7) follows from the sub-Gaussian condition. To see this, let $X_k = \frac{\frac{1}{N} \mathbf{w}'_k \mathbf{y}}{\frac{1}{N} \sigma_w \|\mathbf{y}\|}$. Then $\left(\frac{\|\frac{1}{N} \mathbf{W}' \mathbf{y}\|}{\frac{1}{N} \sigma_w \sqrt{R} \|\mathbf{y}\|} \right)^2 - 1 = \frac{1}{\sqrt{R}} Z$ where $Z = \frac{1}{\sqrt{R}} \sum_{k=1}^R (X_k^2 - 1)$. Note that X_k 's are iid with $\mathbb{E}_W X_k = 0$, $\text{Var}(X_k) = 1$, and have a sub-Gaussian tail. Then by Proposition 3.2 of Matoušek (2008), Z has a

sub-Gaussian tail. As such, (A.7) follows from:

$$\begin{aligned} \mathbb{P}_W \left(\left| \frac{\|\frac{1}{N}\mathbf{W}'\mathbf{y}\|}{\frac{1}{N}\sigma_w\sqrt{R}\|\mathbf{y}\|} - 1 \right| > \delta \right) &\leq 2\mathbb{P}_W \left(\left(\frac{\|\frac{1}{N}\mathbf{W}'\mathbf{y}\|}{\frac{1}{N}\sigma_w\sqrt{R}\|\mathbf{y}\|} \right)^2 - 1 > 2\delta \right) \\ &= 2\mathbb{P}_W(Z > 2\sqrt{R}\delta) \leq C \exp(-4R\alpha\delta^2). \end{aligned}$$

Now for an arbitrarily small ϵ , we can take $\delta = \epsilon/3$ so that $(1 - \delta)^2 \geq 1 - \epsilon$ and $(1 + \delta)^2 \leq 1 + \epsilon$. Thus with probability at least $1 - Ce^{-C_1 R \epsilon^2}$,

$$\frac{R}{N^2}\sigma_w^2(1 - \epsilon)\|\mathbf{y}\|^2 \leq \|\frac{1}{N}\mathbf{W}'\mathbf{y}\|^2 \leq \frac{R}{N^2}(1 + \epsilon)\|\mathbf{y}\|^2\sigma_w^2. \quad (\text{A.8})$$

Now we are ready to prove Proposition 5.1. Note that $\mathbf{A}^* = \mathbf{X}\mathbf{P}_{\hat{\mathbf{F}}_{PC}}$ and $\hat{\mathbf{X}} = \mathbf{X}\mathbf{P}_{\hat{\mathbf{F}}}$. In addition, for any $\mathbf{K} \in \{\hat{\mathbf{F}}_{PC}, \hat{\mathbf{F}}\}$, we have $\|\mathbf{X} - \mathbf{X}\mathbf{P}_{\mathbf{K}}\|_F^2 = \|\mathbf{X}\|_F^2 - \|\mathbf{X}\mathbf{P}_{\mathbf{K}}\|_F^2$ because the projection matrix $\mathbf{P}_{\mathbf{K}}$ is idempotent. Therefore,

$$\|\mathbf{X} - \hat{\mathbf{X}}\|_F^2 = \|\mathbf{X} - \mathbf{A}^*\|_F^2 + \|\mathbf{A}^*\|_F^2 - \|\hat{\mathbf{X}}\|_F^2 = \|\mathbf{X} - \mathbf{A}^*\|_F^2 + \|\mathbf{A}^*\|_F^2 - \|\mathbf{X}\mathbf{P}_{\hat{\mathbf{F}}}\|_F^2.$$

We now upper bound $\|\mathbf{A}^*\|_F^2 - \|\mathbf{X}\mathbf{P}_{\hat{\mathbf{F}}}\|_F^2$ using the JL property. Let $\hat{\mathbf{y}}_t$ be the t th column of $\mathbf{X}\mathbf{P}_{\hat{\mathbf{F}}}$. Let \mathbf{A}_t be the t th column of \mathbf{A}^* . Then (A.8) holds jointly for $\mathbf{y} \in \{\hat{\mathbf{y}}_t, \mathbf{A}_t : t = 1, \dots, T\}$ with probability at least $1 - CT e^{-C_1 R \epsilon^2}$, using the union bound for probabilities. Then

$$\begin{aligned} \|\mathbf{X}\mathbf{P}_{\hat{\mathbf{F}}}\|_F^2 &= \sum_{t=1}^T \|\hat{\mathbf{y}}_t\|^2 \geq \frac{N^2}{R(1 + \epsilon)\sigma_w^2} \sum_{t=1}^T \left\| \frac{1}{N}\mathbf{W}'\hat{\mathbf{y}}_t \right\|^2 = \frac{N^2}{R(1 + \epsilon)\sigma_w^2} \left\| \frac{1}{N}\mathbf{W}'\mathbf{X}\mathbf{P}_{\hat{\mathbf{F}}} \right\|_F^2 \\ &= \frac{N^2}{R(1 + \epsilon)\sigma_w^2} \|\hat{\mathbf{F}}'\mathbf{P}_{\hat{\mathbf{F}}}\|_F^2 = \frac{N^2}{R(1 + \epsilon)\sigma_w^2} \|\hat{\mathbf{F}}\|_F^2 \\ \|\mathbf{A}^*\|_F^2 &= \sum_{t=1}^T \|\mathbf{A}_t\|^2 \leq \sum_{t=1}^T \left\| \frac{1}{N}\mathbf{W}'\mathbf{A}_t \right\|^2 \frac{N^2}{R(1 - \epsilon)\sigma_w^2} = \left\| \frac{1}{N}\mathbf{W}'\mathbf{X}\mathbf{P}_{\hat{\mathbf{F}}_{PC}} \right\|_F^2 \frac{N^2}{R(1 - \epsilon)\sigma_w^2} \\ &= \|\hat{\mathbf{F}}'\mathbf{P}_{\hat{\mathbf{F}}_{PC}}\|_F^2 \frac{N^2}{R(1 - \epsilon)\sigma_w^2} \leq \|\hat{\mathbf{F}}\|_F^2 \frac{N^2}{R(1 + \epsilon)\sigma_w^2} \frac{1 + \epsilon}{1 - \epsilon} \leq \frac{1 + \epsilon}{1 - \epsilon} \|\mathbf{X}\mathbf{P}_{\hat{\mathbf{F}}}\|_F^2. \end{aligned}$$

Hence

$$\|\mathbf{A}^*\|_F^2 - \|\mathbf{X}\mathbf{P}_{\hat{\mathbf{F}}}\|_F^2 \leq \|\mathbf{A}^*\|_F^2 \frac{2\epsilon}{1 + \epsilon} \leq 2\epsilon \|\mathbf{A}^*\|_F^2.$$

This shows that $\|\mathbf{X} - \hat{\mathbf{X}}\|_F^2 \leq \|\mathbf{X} - \mathbf{A}^*\|_F^2 + 2\epsilon \|\mathbf{A}^*\|_F^2$. □

References

- ACHLIOPTAS, D. (2003). Database-friendly random projections: Johnson-lindenstrauss with binary coins. *Journal of computer and System Sciences* **66** 671–687.
- AHN, S. and HORENSTEIN, A. (2013). Eigenvalue ratio test for the number of factors. *Econometrica* **81** 1203–1227.
- ANDREWS, D. W. (1987). Asymptotic results for generalized wald tests. *Econometric Theory* **3** 348–358.
- ANTONIADIS, A. and FAN, J. (2001). Regularized wavelet approximations. *Journal of the American Statistical Association* **96** 939–967.
- BAI, J. (2003). Inferential theory for factor models of large dimensions. *Econometrica* **71** 135–171.
- BAI, J. and LI, K. (2012). Statistical analysis of factor models of high dimension. *The Annals of Statistics* **40** 436–465.
- BAI, J. and LIAO, Y. (2017). Inferences in panel data with interactive effects using large covariance matrices. *Journal of Econometrics* **200** 59–78.
- BAI, J. and NG, S. (2002). Determining the number of factors in approximate factor models. *Econometrica* **70** 191–221.
- BAI, J. and NG, S. (2006). Confidence intervals for diffusion index forecasts and inference for factor-augmented regressions. *Econometrica* **74** 1133–1150.
- BARRAS, L., SCAILLET, O. and WERMERS, R. (2010). False discoveries in mutual fund performance: Measuring luck in estimated alphas. *Journal of Finance* **65** 179–216.
- BELLONI, A., CHERNOZHUKOV, V. and HANSEN, C. (2014). Inference on treatment effects after selection among high-dimensional controls. *The Review of Economic Studies* **81** 608–650.
- BERNANKE, B., BOIVIN, J. and ELIASZ, P. (2005). Measuring monetary policy: A factor augmented vector autoregressive (favar) approach. *Quarterly Journal of Economics* **120** 387–422.
- BICKEL, P. and LEVINA, E. (2008). Covariance regularization by thresholding. *Annals of Statistics* **36** 2577–2604.
- BICKEL, P., RITOV, Y. and TSYBAKOV, A. (2009). Simultaneous analysis of lasso and dantzig selector. *Annals of Statistics* **37** 1705–1732.
- CARHART, M. M. (1997). On persistence in mutual fund performance. *Journal of Finance* **52** 57–82.
- CHIONG, K. X. and SHUM, M. (2018). Random projection estimation of discrete-choice models with large choice sets. *Management Science* **65** 256–271.

- CHUDIK, A., PESARAN, M. H. and TOSETTI, E. (2011). Weak and strong cross-section dependence and estimation of large panels. *The Econometrics Journal* **14** C45–C90.
- CONNOR, G. and KORAJCZYK, R. A. (1986). Performance measurement with the arbitrage pricing theory: A new framework for analysis. *Journal of Financial Economics* **15** 373–394.
- FAMA, E. F. and FRENCH, K. R. (1992). The cross-section of expected stock returns. *Journal of Finance* **47** 427–465.
- FAMA, E. F. and FRENCH, K. R. (2015). A five-factor asset pricing model. *Journal of Financial Economics* **116** 1–22.
- FAN, J., KE, Y., SUN, Q. and ZHOU, W.-X. (2018a). Farmtest: Factor-adjusted robust multiple testing with approximate false discovery control. *Journal of the American Statistical Association* 1–36.
- FAN, J., KE, Y. and WANG, K. (2018b). Factor-adjusted regularized model selection. *arXiv preprint*. .
- FAN, J., LIAO, Y. and MINCHEVA, M. (2013). Large covariance estimation by thresholding principal orthogonal complements (with discussion). *Journal of the Royal Statistical Society, Series B* **75** 603–680.
- FAN, J., LIAO, Y. and YAO, J. (2015). Power enhancement in high dimensional cross-sectional tests. *Econometrica* **83** 1497–1541.
- GIGLIO, S., LIAO, Y. and XIU, D. (2018). Thousands of alpha tests. Tech. rep., Working paper.
- GIGLIO, S. and XIU, D. (2017). Asset pricing with omitted factors. Tech. rep., Working paper.
- GONCALVES, S. and PERRON, B. (2018). Bootstrapping factor models with cross sectional dependence .
- HALLIN, M. and LIŠKA, R. (2007). Determining the number of factors in the general dynamic factor model. *Journal of the American Statistical Association* **102** 603–617.
- HANSEN, C. and LIAO, Y. (2018). The factor-lasso and k-step bootstrap approach for inference in high-dimensional economic applications. *Econometric Theory* 1–45.
- HARVEY, C. R., LIU, Y. and ZHU, H. (2015). ... and the cross-section of expected returns. *Review of Financial Studies* **29** 5–68.
- JOHNSON, W. B. and LINDENSTRAUSS, J. (1984). Extensions of lipschitz mappings into a hilbert space. *Contemporary mathematics* **26** 1.
- JOHNSTONE, I. M. and LU, A. Y. (2009). On consistency and sparsity for principal components analysis in high dimensions. *Journal of the American Statistical Association* **104** 682–693.
- JURADO, K., LUDVIGSON, S. C. and NG, S. (2015). Measuring uncertainty. *American Economic Review* **105** 1177–1216.

- KAPETANIOS, G., PESARAN, M. H. and YAMAGATA, T. (2011). Panels with non-stationary multifactor error structures. *Journal of Econometrics* **160** 326–348.
- KARABIYIK, H., REESE, S. and WESTERLUND, J. (2017). On the role of the rank condition in cce estimation of factor-augmented panel regressions. *Journal of Econometrics* **197** 60–64.
- LEE, S., LIAO, Y., SEO, M. and Y., S. (2018). Factor-driven two-regime regression. Tech. rep., Columbia University.
- LI, H., LI, Q. and SHI, Y. (2017). Determining the number of factors when the number of factors can increase with sample size. *Journal of Econometrics* **197** 76–86.
- LUDVIGSON, S. and NG, S. (2007). The empirical risk–return relation: a factor analysis approach. *Journal of Financial Economics* **83** 171–222.
- LUDVIGSON, S. and NG, S. (2016). A factor analysis of bond risk premia. In *Handbook of Empirical Economics and Finance*. CRC Press, 313–371.
- MATOUŠEK, J. (2008). On variants of the johnson–lindenstrauss lemma. *Random Structures & Algorithms* **33** 142–156.
- MOON, R. and WEIDNER, M. (2015). Linear regression for panel with unknown number of factors as interactive fixed effects. *Econometrica* **83** 1543–1579.
- ONATSKI, A. (2010). Determining the number of factors from empirical distribution of eigenvalues. *The Review of Economics and Statistics* **92** 1004–1016.
- PAUL, D. (2007). Asymptotics of sample eigenstructure for a large dimensional spiked covariance model. *Statistica Sinica* **17** 1617–1642.
- PESARAN, H. (2006). Estimation and inference in large heterogeneous panels with a multifactor error structure. *Econometrica* **74** 967–1012.
- ROBINSON, P. M. (1988). Root-n-consistent semiparametric regression. *Econometrica* **56** 931–954.
- ROMANO, J. P., SHAIKH, A. M. and WOLF, M. (2008). Control of the false discovery rate under dependence using the bootstrap and subsampling. *Test* **17** 417.
- STOCK, J. and WATSON, M. (2002). Forecasting using principal components from a large number of predictors. *Journal of the American Statistical Association* **97** 1167–1179.
- VEMPALA, S. S. (2005). *The random projection method*, vol. 65. American Mathematical Soc.
- WESTERLUND, J. and URBAIN, J.-P. (2015). Cross-sectional averages versus principal components. *Journal of Econometrics* **185** 372–377.