

Pion off-shell electromagnetic form factors: data extraction and model analysis

Ho-Meoyng Choi

Department of Physics, Teachers College, Kyungpook National University, Daegu, Korea 41566

T. Frederico

Instituto Tecnológico de Aeronáutica, DCTA
12.228-900 São José dos Campos, SP, Brazil

Chueng-Ryong Ji

Department of Physics, North Carolina State University, Raleigh, NC 27695-8202, USA

J. P. B. C. de Melo

Laboratório de Física Teórica e Computacional-LFTC,
Universidade Cruzeiro do Sul/Universidade Cidade de São Paulo, 01506-000 São Paulo, SP, Brazil

The main tools to probe the structure of the hadron in terms of quarks and gluons are the electron elastic and inelastic scattering experiments. In the elastic case, the charge and current distributions of the on-mass-shell target hadron are encoded in the electromagnetic form factors which depend on the virtual photon four-momentum square $q^2 = -Q^2$. For the on-mass-shell spin-zero charged pion, only one real form factor exists in the spacelike region $Q^2 > 0$ due to the time reversal invariance. Due to the short lifetime of the pion, however, the on-mass-shell elastic electron-pion scattering is not yet feasible and thus one may resort to the pion electroproduction process to estimate the on-mass-shell pion form factor extrapolating the data with one leg off-mass-shell, $t \neq m_\pi^2$, in the limit $t \rightarrow m_\pi^2$. On the other hand, the kinematic region of the electroproduction process is intrinsically limited to $t < 0$ and the extrapolation to $t \rightarrow m_\pi^2$ involves the disallowed kinematic region of $t > 0$. In this work, we analyze the two off-shell pion form factors appearing in the matrix element of the pion electromagnetic current with one leg off-mass-shell using an exactly solvable manifestly covariant model of a $(3+1)$ dimensional fermion field theory and provide the 3D image of the two off-shell pion form factors as a function of (Q^2, t) . The two off-shell pion form factors are related to each other satisfying the Ward-Takahashi identity (WTI) as they should be. Extracting the two off-shell pion form factors from the existing experimental electroproduction cross section data, we discuss their off-shell behaviors in conjunction with the results obtained by the model. We also show the results for the time-like region $Q^2 < 0$ in the model calculation.

I. INTRODUCTION

Electromagnetic (EM) form factors of hadrons are the important physical observables providing the EM information on the bound-state properties of hadrons and their internal structures of quarks and gluons. The pion is the simplest hadronic system, whose valence structure is a bound state of a quark and an antiquark, and is known to be parameterized by a single on-mass-shell (or simply on-shell) EM form factor, $F_\pi(Q^2)$, which depends on the four-momentum squared $q^2 (= -Q^2)$ of the virtual photon.

The form factor $F_\pi(Q^2)$ of the on-shell pion for the low spacelike momentum transfers ($Q^2 < 0.3 \text{ GeV}^2$) has been measured directly by elastic scattering of high energy mesons off atomic electrons [1–4]. However, the extraction of $F_\pi(Q^2)$ to higher Q^2 regions through elastic scattering is very difficult experimentally mainly due to the limitation of the availability of accelerators to produce high-energy and high-current beams of unstable particles and detectors for identifying and measuring the scattered particles at very forward angles [5]. Thus, the on-shell pion EM form factor for the higher Q^2 values has been extracted from the pion electroproduction reaction by exploiting the nucleon’s pion cloud as a target, which may be regarded as the exclusive version of the Sullivan process [6]. That is, $F_\pi(Q^2)$ has been extracted from the measurements of the cross sections for the reaction $^1\text{H}(e, e'\pi^+)n$

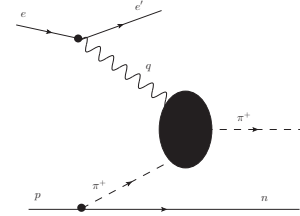


FIG. 1: $ep \rightarrow e'\pi^+n$ scattering.

(see Fig. 1) up to values of $Q^2 = 3.91 \text{ GeV}^2$ [7–11]. The longitudinal part of the cross section from pion electroproduction encodes the meson exchange process, in which the virtual photon couples to a virtual pion inside the nucleon. This process is expected to dominate at small values of the four-momentum transfer ($t < 0$), allowing for the determination of the pion form factor.

However, the main problem in using the electroproduction process as a tool for accessing a “pion target” is that the pions in a nucleon’s cloud are not real (on-shell) but virtual (off-shell) particles. Accordingly, one cannot access the form factor at the exact pion pole in the actual experiment as the extrapolation to $t \rightarrow m_\pi^2$ involves the disallowed kinematic region of the electroproduction ($t < 0$). This may

raise some questions about the validity of the extrapolation from the off-shell results to the on-shell limit. Furthermore, the EM structure of the off-shell hadron is more complicated than the on-shell hadron and involves more form factors [12–18, 21, 22]. For instance, the off-shell EM structure of the pseudoscalar meson [12, 13] requires two form factors [23, 24], which are related by the Ward-Takahashi identity (WTI) [19, 20]. The off-shell electromagnetic form factors for the boson bound-state have been calculated in [25] using the light-front (LF) field theory and the nonvanishing zero modes were found to be crucial to preserve the WTI. While there have been some theoretical studies on the off-shell pion EM form factors using the chiral perturbation theory [12], Nambu-Jona-Lasinio model [13], and the continuum methods for the strong-interaction bound-state problem [14, 15], a further systematic study on the off-shell form factors of the pion is still required.

In this work, we explore the electromagnetic off-shell effects for the pion using an exactly solvable manifestly covariant model of $(3+1)$ dimensional fermion field theory and compare the off-shell form factors with the data extracted from the pion electroproduction reaction [7, 8]. The aim of this paper is to provide at least a clear example of demonstration discussing the validity of the extrapolation of the off-shell results ($t \neq m_\pi^2$) to the on-shell limit ($t = m_\pi^2$) for the pion. We exhibit the off-shell form factors not only for the spacelike region ($Q^2 > 0$) but also for the timelike region ($Q^2 < 0$) providing the 3D imaging of the off-shell form factors in terms of (Q^2, t) values.

We organize this work as follows. In Sec. II, we review the formulation of the off-shell pion EM form factors satisfying the WTI, where two form factors are necessary to define the off-shell matrix elements of the pion EM current. In addition, we provide a sum rule, coined here as the master equation, which we obtain from the WTI that the form factors must obey regardless whether they are on-shell or off-shell. This master equation is of importance as it allows to relate the two form factors although one of these form factors cannot be directly measured in the electroproduction process due to the transversality of the electron current. Effectively, the master equation allows to extract both off-shell form factors simultaneously while the electroproduction process is blind to one of them. Interestingly, neither of the two form factors vanish even in the on-mass-shell limit. In Sec. III, we present the analytic covariant model calculation of the pion half-off-shell form factors confirming that the model satisfies the master equation as well as the WTI. We then obtain the numerical results of the half off-shell form factors for the discussion of extracting the off-shell form factors from the electroproduction data in Sec. IV. After setting up our framework to obtain the off-shell pion form factors, we present our numerical results for the half-off-shell pion form factors from the electroproduction data together with a theoretical input. The comparison of the extracted form factors from data and the results from the model is also presented in this section. Summary of the main results follows in Sec. V.

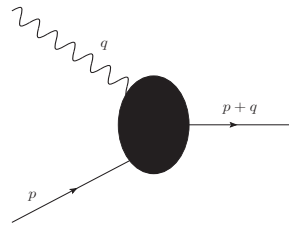


FIG. 2: Electromagnetic charged pion scattering with the form factors depicted by the black blob.

II. OFF-SHELL PION ELECTROMAGNETIC FORM FACTORS

Using the invariance of the strong interaction under charge conjugation, one finds that the electromagnetic form factors of antiparticles are just the negative of those of the particles. Therefore, the π^0 and η do not have any electromagnetic form factors even for the off-mass-shell case. However, the charged pions allow the electromagnetic form factors depicted in Fig. 2. The most general parametrization of the vertex function Γ^μ for the off-shell electromagnetic form factors of the charged pion is given in terms of the initial and final four-momenta, p^μ and p'^μ as follows [12]:

$$\Gamma_\mu(p, p') = (p' + p)_\mu G_1(q^2, p^2, p'^2) + q_\mu G_2(q^2, p^2, p'^2), \quad (1)$$

where $q = p' - p$ is the four momentum transfer of the virtual photon at the vertex. This off-shell vertex satisfies the following WTI [12]

$$q^\mu \Gamma_\mu(p, p') = \Delta^{-1}(p') - \Delta^{-1}(p), \quad (2)$$

where

$$\Delta(p) = \frac{1}{p^2 - m_\pi^2 - \Pi(p^2) + i\epsilon}, \quad (3)$$

is the full renormalized propagator [12] and the renormalized pion self-energy $\Pi(p^2)$ is constrained by the on-mass-shell condition $\Pi(m_\pi^2) = 0$.

From the WTI given by Eq. (2), we get the following constraint on the off-shell form factors G_1 and G_2 :

$$(p'^2 - p^2)G_1(q^2, p^2, p'^2) + q^2 G_2(q^2, p^2, p'^2) = \Delta^{-1}(p') - \Delta^{-1}(p). \quad (4)$$

In particular, for the case of real photons (i.e. $q^2 = 0$) and for the half-off-shell form factor, namely, the final state being on-mass shell $p'^2 = m_\pi^2$ with $\Delta^{-1}(p') = 0$, one finds from Eq. (4) that

$$\begin{aligned} \Delta^{-1}(p) &= (p^2 - m_\pi^2)G_1(0, p^2, m_\pi^2) \\ &= (p^2 - m_\pi^2)G_1(0, m_\pi^2, p^2). \end{aligned} \quad (5)$$

Thus, the form factor normalization $G_1(0, m_\pi^2, m_\pi^2) = 1$, which can be interpreted as the charge of the pion, is attained

in the on-shell limit ($p^2 = m_\pi^2$) of the initial state since $\lim_{p^2 \rightarrow m_\pi^2} [(p^2 - m_\pi^2)\Delta(p)]^{-1} = 1$. However, the extension to $G_1(0, m_\pi^2, p^2) = 1$ for the half-off-shell case ($p^2 \neq m_\pi^2$) is in general not possible due to the nonvanishing $\Pi(p^2)$ term. It is also interesting to note that $G_1(q^2, p^2, p'^2) = G_1(q^2, p'^2, p^2)$ and $G_2(q^2, p^2, p'^2) = -G_2(q^2, p'^2, p^2)$, respectively, from Eq. (4) and the time-reversal invariance of the strong interaction.

From Eq. (4), the off-shell form factor $G_1(q^2, p^2, p'^2)$ in the real photon limit ($q^2 = 0$) is given by

$$G_1(0, p^2, p'^2) = \frac{\Delta^{-1}(p') - \Delta^{-1}(p)}{p'^2 - p^2}. \quad (6)$$

Substituting Eq. (6) back into Eq. (4), one obtains

$$G_2(q^2, p^2, p'^2) = \frac{(p'^2 - p^2)[G_1(0, p^2, p'^2) - G_1(q^2, p^2, p'^2)]}{q^2}. \quad (7)$$

In the case of the pion initial state being off-mass shell but the final state being on-mass shell, i.e. $p^2 = t$ and $p'^2 = m_\pi^2$, Eq. (7) becomes [12]

$$F_2(Q^2, t) = \frac{t - m_\pi^2}{Q^2} [F_1(0, t) - F_1(Q^2, t)], \quad (8)$$

where $F_i(Q^2, t) \equiv G_i(q^2, t, m_\pi^2)$ ($i = 1, 2$) and $Q^2 = -q^2$. We note that $F_2(Q^2, t) = 0$ if both initial- and final-pions are on-mass shell (i.e. $p^2 = p'^2 = m_\pi^2$), which is consistent with the antisymmetric property of G_2 , i.e. $G_2(Q^2, p^2, p'^2) = -G_2(Q^2, p'^2, p^2)$. The normalization of F_1 is fixed by requiring $F_1(Q^2 = 0, t = m_\pi^2) = 1$ as we discussed earlier. The renormalized pion self-energy $\Pi(t)$ is also related to the off-shell pion form factor $F_1(Q^2 = 0, t)$ as $\Pi(t) = (t - m_\pi^2)[1 - F_1(0, t)]$, assuring the on-mass-shell condition $\Pi(t = m_\pi^2) = 0$ mentioned earlier. We have checked the chiral perturbation theory up to one loop [12] and confirmed that the off-shell pion form factors obtained in Ref. [12] satisfy the general formula given by Eq. (8), as it should be.

From Eqs. (1) and (8), the half on-shell ($p'^2 = m_\pi^2$) and half off-shell ($p^2 = t < 0$) pion-photon vertex can be effectively given by:

$$\Gamma_\mu = (p' + p)_\mu F_1(Q^2, t) + q_\mu \frac{(t - m_\pi^2)}{Q^2} [F_1(0, t) - F_1(Q^2, t)]. \quad (9)$$

In the elastic electron scattering, the contraction of the second term in Eq.(9) with the electron current vanishes due to the current conservation. It suggests that $F_2(Q^2, t)$ given by Eq.(8) cannot be directly measured in the electroproduction process due to the transversality of the electron current. We note however that the ratio of $F_2(Q^2, t)$ to $t - m_\pi^2$ is nonzero in the limit of $t \rightarrow m_\pi^2$ although $F_2(Q^2, t)$ itself goes to zero as $t \rightarrow m_\pi^2$. To exhibit this more clearly, let's define the new form factor

$$g(Q^2, t) \equiv \frac{F_2(Q^2, t)}{t - m_\pi^2}. \quad (10)$$

Then, the off-shell form factor sum rule given by Eq. (8) can be rewritten as

$$F_1(Q^2, t) - F_1(0, t) + Q^2 g(Q^2, t) = 0. \quad (11)$$

Taking the derivative of Eq. (11) with respect to Q^2 , one finds the following evolution equation:

$$\frac{\partial}{\partial Q^2} F_1(Q^2, t) + g(Q^2, t) + Q^2 \frac{\partial g(Q^2, t)}{\partial Q^2} = 0. \quad (12)$$

We should note that $g(Q^2 = 0, t = m_\pi^2)$ is associated with the charge radius of the pion elastic form factor. In other words, since

$$g(Q^2 = 0, m_\pi^2) = -\frac{\partial}{\partial Q^2} F_1(Q^2 = 0, m_\pi^2) = \frac{1}{6} \langle r_\pi^2 \rangle \quad (13)$$

in the on-mass shell limit $t = m_\pi^2$ and at $Q^2 = 0$, we get the following on-mass shell solution for $g(Q^2, t)$

$$g(Q^2, m_\pi^2) = \frac{1}{6} \langle r_\pi^2 \rangle + \alpha Q^2 + \dots, \quad (14)$$

where α is determined by expanding $\frac{\partial}{\partial Q^2} F_1(Q^2, t)$ and $\frac{\partial}{\partial Q^2} g(Q^2, t)$ in Q^2 around $Q^2 = 0$. Effectively, the master equation given by Eq.(11) allows to extract both off-shell form factors simultaneously while the electroproduction process looks blind to one of them. Interestingly, neither of the two form factors $F_1(Q^2, t)$ and $g(Q^2, t)$, vanish even in the on-mass-shell limit $t = m_\pi^2$.

Furthermore, we can continue elaborating the master equation given by Eq. (11), taking the derivative in t :

$$\frac{\partial}{\partial t} F_1(Q^2, t) - \frac{\partial F_1(0, t)}{\partial t} + Q^2 \frac{\partial g(Q^2, t)}{\partial t} = 0, \quad (15)$$

and the master equation given by Eq. (12), taking the derivative in t :

$$\frac{\partial^2}{\partial t \partial Q^2} F_1(Q^2, t) + \frac{\partial g(Q^2, t)}{\partial t} + Q^2 \frac{\partial^2 g(Q^2, t)}{\partial t \partial Q^2} = 0. \quad (16)$$

The form factor $g(Q^2, m_\pi^2)$ is the new observable in the on-mass shell limit besides the usual charge form factor $F_1(Q^2, m_\pi^2)$ and should be measurable in the experiment of pion electroproduction. In the next section, we shall explicitly show all those properties of the off-shell pion form factors using the exactly solvable manifestly covariant model.

III. MANIFESTLY COVARIANT MODEL CALCULATION

A. Model description: Theory

The vertex function for the initial off-shell ($p^2 = t$) and final on-shell ($p'^2 = m_\pi^2$) $q\bar{q}$ bound state pion coupled to the virtual photon with the four momentum q in the fermion field theory can be calculated using the tree-level diagram (see Fig. 3) as

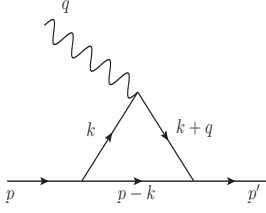


FIG. 3: Feynman triangle diagram for the pion off-shell form factors.

follows:

$$\Gamma^\mu = iN_c g^2 \int \frac{d^4 k}{(2\pi)^4} \frac{S^\mu}{N_k N_{k+q} N_{p-k}}, \quad (17)$$

where N_c is the number of colors and g , modulo the charge factor e_q , is the normalization constant, which can be fixed by requiring the charge form factor to be unity at zero momentum transfer. The denominators $N_k = k^2 - m_q^2 + i\epsilon$, $N_{k+q} = (k+q)^2 - m_q^2 + i\epsilon$, and $N_{p-k} = (p-k)^2 - m_q^2 + i\epsilon$ come from the intermediate quark and antiquark propagators of mass $m_q = m_{\bar{q}}$, respectively.

The trace term S^μ in Eq. (17) is obtained as

$$\begin{aligned} S^\mu &= \text{Tr}[\gamma_5(\not{k} + \not{q} + m_q)\gamma^\mu(\not{k} + m_q)\gamma_5(\not{k} - \not{p} + m_q)] \\ &= -4\{k^\mu[k^2 - 2k \cdot p - q \cdot p - m_q^2] + p^\mu(k^2 + k \cdot q - m_q^2) \\ &\quad + q^\mu(k^2 - k \cdot p - m_q^2)\}. \end{aligned} \quad (18)$$

Using the following Feynman parametrization for the three propagators

$$\frac{1}{N_1 N_2 N_3} = \int_0^1 dx \int_0^x dy \frac{2!}{[N_1 + x(N_2 - N_1) + y(N_3 - N_2)]^3}, \quad (19)$$

we obtain

$$\frac{1}{N_k N_{k+q} N_{p-k}} = \int_0^1 dx \int_0^x dy \frac{2!}{[(k+E)^2 - C]^3}, \quad (20)$$

where $E = (x-y)q - yp$, $C = (x-y)(x-y-1)q^2 - y(1-y)t - 2y(x-y)q \cdot p + m_q^2$, and $q \cdot p = (m_\pi^2 + Q^2 - t)/2$.

After combining Eqs. (17), (18), and (20) and shifting the four momentum variable of integration as $k' = k + E$, we obtain the trace term as follows

$$S^\mu = -4(C_1^\mu k'^2 + C_2^\mu), \quad (21)$$

where

$$\begin{aligned} C_1^\mu &= \frac{1}{2}[(1+3y)p^\mu + (2+3y-3x)q^\mu], \\ C_2^\mu &= p^\mu[(1+y)(E^2 - m_q^2) - E \cdot q + 2yE \cdot q - yq \cdot p] \\ &\quad + q^\mu[(1-x+y)(E^2 - m_q^2) + (1-2x+2y)E \cdot p \\ &\quad\quad + (x-y)q \cdot p]. \end{aligned} \quad (22)$$

We then use the Wick rotation of Eq. (17) in d -dimension to regularize the integral, since otherwise one encounters missing the logarithmic divergent terms in Eq. (17). For $d = 4 - 2\epsilon$ and $n = 3$ as in our case, we obtain the two essential integrals

$$\int \frac{d^d k_E}{(2\pi)^d} \frac{1}{(k_E^2 + C)^n} = \frac{1}{(4\pi)^2} \frac{1}{2C}, \quad (23)$$

$$\int \frac{d^d k_E}{(2\pi)^d} \frac{k_E^2}{(k_E^2 + C)^n} = \frac{1}{(4\pi)^2} \left[\frac{1}{\epsilon} - \gamma - \frac{1}{2} - \text{Log}C \right], \quad (24)$$

where

$$\Gamma(\epsilon) = \frac{1}{\epsilon} - \gamma + \frac{1}{12}(6\gamma^2 + \pi^2)\epsilon + \mathcal{O}(\epsilon^2) \quad (25)$$

and $\gamma \simeq 0.577$ is the Euler-Mascheroni constant. Following this procedure and removing the divergent term $1/\epsilon$ by hand, we obtain the two form factors $F_1(Q^2, t)$ and $F_2(Q^2, t)$ from the definition of $\Gamma^\mu = (p' + p)^\mu F_1(Q^2, t) + q^\mu F_2(Q^2, t)$ as follows:

$$F_1(Q^2, t) = N_c \frac{g^2}{8\pi^2} \int_0^1 dx \int_0^x dy \left[(1+3y) \left(\gamma + \frac{1}{2} + \text{Log}C \right) + \frac{\alpha}{C} \right], \quad (26)$$

and

$$F_2(Q^2, t) = N_c \frac{g^2}{8\pi^2} \int_0^1 dx \int_0^x dy \left[3(1-2x+y) \left(\gamma + \frac{1}{2} + \text{Log}C \right) + \frac{2\beta - \alpha}{C} \right], \quad (27)$$

where

$$\begin{aligned} \alpha &= (1+y)(E^2 - m_q^2) - q \cdot E + 2yp \cdot E - yq \cdot p, \\ \beta &= (1-x+y)(E^2 - m_q^2) + (1-2x+2y)p \cdot E + (x-y)q \cdot p. \end{aligned} \quad (28)$$

The normalization condition, $F_1(0, m_\pi^2) = 1$, is implemented through Eq. (26) by fixing the normalization constant.

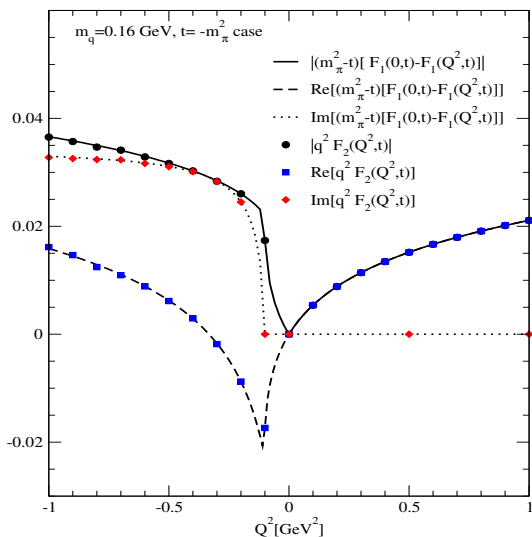


FIG. 4: Proof of the WTI given by Eq. (8) for the off-shell π^+ for $-1 \leq Q^2 \leq 1 \text{ GeV}^2$ with the fixed $t = -m_\pi^2$ value.

B. Model description: Numerical results

The exactly solvable model with the half-off-shell form factors given by Eqs. (26) and (27) is quantitatively explored in this subsection.

In Fig. 4, we provide the explicit proof of the WTI given by Eq. (8) with the two off-shell form factors F_1 and F_2 computed independently using $m_q = 0.16 \text{ GeV}$ with fixed $t = -m_\pi^2$ value for $-1 \leq Q^2 \leq 1 \text{ GeV}^2$. Note here that we cover both timelike ($Q^2 = -q^2 < 0$) and spacelike ($Q^2 > 0$) regions. The timelike result is obtained from the analytic continuation by changing Q^2 to $-Q^2$ in the form factors of spacelike region and vice-versa. The solid, dashed, and dotted line represent the results of $|(m_\pi^2 - t)[F_1(0,t) - F_1(Q^2,t)]|$, $\text{Re}[(m_\pi^2 - t)[F_1(0,t) - F_1(Q^2,t)]]$ and $\text{Im}[(m_\pi^2 - t)[F_1(0,t) - F_1(Q^2,t)]]$, respectively. Our independent calculations of $|q^2 F_2(Q^2,t)|$ (circle), $\text{Re}[q^2 F_2(Q^2,t)]$ (square) and $\text{Im}[q^2 F_2(Q^2,t)]$ (diamond) shown in Fig. 4 prove explicitly that our model calculation satisfies the WTI given by Eq. (8).

The kink in Fig. 4 of the timelike region is the point where the threshold starts at $q^2 = 4m_q^2$. At this point, the imaginary parts of the form factors start to develop, where in the model the $q\bar{q}$ continuum begins. Although our analytic covariant model is too simple to illustrate the timelike region $Q^2 < 0$ lacking the more realistic feature of the vector meson resonances observed experimentally (see e.g. [26, 27]), it may provide at least a theoretical tool to discuss the off-mass-shell aspect of the charged pion form factors involved in the electroproduction process, satisfying the master equation given by Eq.(11) derived from the general WTI given by Eq.(2).

The overall landscape of the half-on-shell form factors, $F_1(Q^2,t)$ and $F_2(Q^2,t)$, for both space- and time-like regions are shown in Fig. 5, where the modulus, the real and imaginary parts are presented. The figure shows the 3-dimensional plots of $F_1(Q^2,t)$ (upper panel) and $F_2(Q^2,t)$ (lower panel) for

$-2 \leq Q^2 \leq 2 \text{ GeV}^2$ and $-m_\pi^2 \leq t \leq m_\pi^2 \text{ GeV}^2$. Left, middle, and right panels represent the results of $\text{Re}[F_i]$, $\text{Im}[F_i]$, and the modulus $|F_i| = \sqrt{(\text{Re}[F_i])^2 + (\text{Im}[F_i])^2}$ ($i = 1, 2$), respectively. The imaginary parts of both F_1 and F_2 start to appear at $q^2 = 4m_q^2$ regardless of the off-shell value t . For the form factor $F_2(Q^2,t)$, it clearly satisfies $F_2(Q^2,t) = 0$ at the on-shell limit $t = m_\pi^2$ in accordance with the WTI given by Eq. (8). However, F_2 is no longer zero for $t \neq m_\pi^2$ values and shows quite different cusp behavior from F_1 in the timelike region as t gets away from the on-shell $t = m_\pi^2$ value. This may suggest that the different extrapolation methods from $t < 0$ to $t = m_\pi^2$ are required for F_1 and F_2 , with the proviso that the model lacks the more realistic feature of the vector meson resonances observed experimentally in the timelike region. Despite this limitation, our results illustrate that it may be possible to extract the two form factors probing different aspects of the pion structure.

The landscapes of the half-off-shell spacelike form factors are shown in more detail in Fig. 6, as it is relevant for our forthcoming analysis of the experimental data. The figure represents the 3-dimensional plots of $F_1(Q^2,t)$ (top left), $-F_2(Q^2,t)$ (top right), $g(Q^2,t)$ (bottom left) and the master equation (bottom right) given by Eq. (11) for the momentum transfer region $0 \leq Q^2 \leq 3 \text{ GeV}^2$ and $m_\pi^2 \geq t \geq -0.4 \text{ GeV}^2$. While the form factor $F_2(Q^2,t)$ goes to zero as $t \rightarrow m_\pi^2$, the form factor $g(Q^2,t)$ is nonzero even in the on-mass-shell limit. Furthermore, $F_1(0,t)$ shows some dependencies on t , which is necessary to know in the case of extracting $F_2(Q^2,t)$ from the pion electroproduction data. In particular, the value of $g(Q^2 = 0, t = m_\pi^2)$ corresponds to the charge radius of a pion. The covariant and analytical model is checked against the fulfillment of the master equations, i.e. the sum rules given by Eqs. (11), (12), (15) and (16), and we display the fulfillment of Eq. (11) in the figure (bottom right) as an explicit illustration. The verification of these master equations gives not only an indirect check the fulfillment of the WTI by the model, but also our numerical accuracy.

IV. EXTRACTION OF THE OFF-SHELL FORM FACTORS FROM THE EXPERIMENTAL CROSS-SECTION

A. Extraction of half-off-shell pion form factors

The off-shell form factor $F_1(Q^2,t)$ can be extracted from the exclusive cross-section for $^1\text{H}(e, e', \pi^+)n$ in the kinematical region of small t , such that the t -channel process dominates near the pion-pole at $t = m_\pi^2$ [7, 8]. To minimize background contributions, it is also necessary to separate out the longitudinal cross section σ_L , via the Rosenbluth separation depending on the polarization states of the virtual photon in terms of the longitudinal differential cross section ($d\sigma_L/dt$), the transverse differential cross section ($d\sigma_T/dt$), and the two other differential cross sections due to interference ($d\sigma_{LT}/dt$ and $d\sigma_{TT}/dt$).

Since the minimum physical value of $-t$ is nonzero and increases with increasing value of Q^2 and decreasing value of the invariant mass W of the produced pion-nucleon sys-

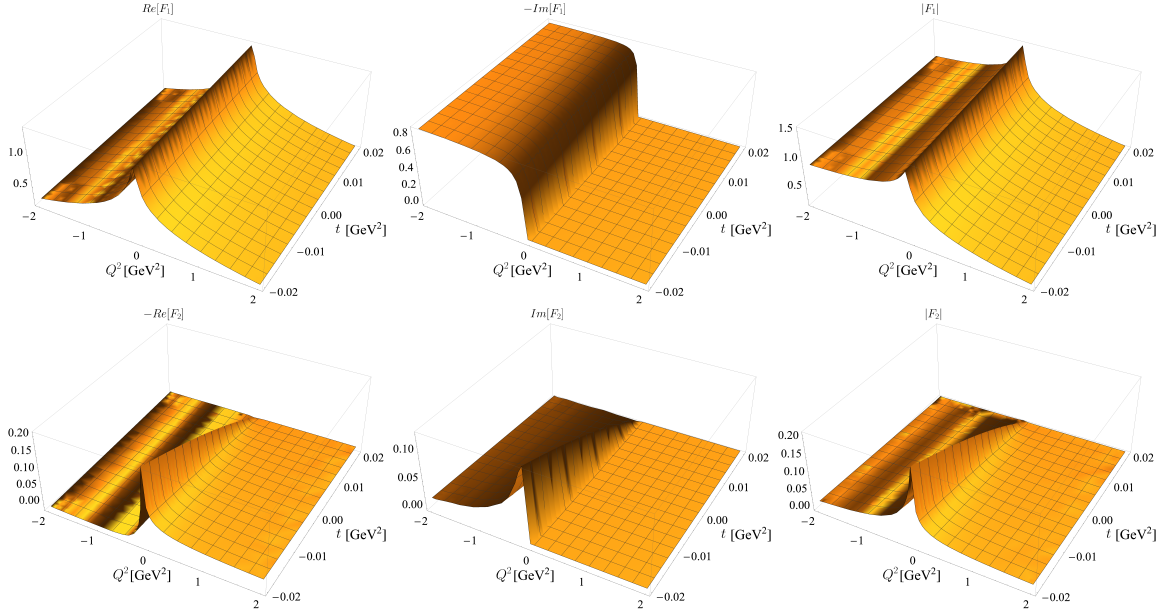


FIG. 5: The 3-dimensional plots of $F_1(Q^2, t)$ (upper panel) and $F_2(Q^2, t)$ (lower panel) for $-2 \leq Q^2 \leq 2 \text{ GeV}^2$ and $-m_\pi^2 \leq t \leq m_\pi^2 \text{ GeV}^2$. Left, middle, and right panels represent the results of $\text{Re}[F_i]$, $\text{Im}[F_i]$, and $|F_i|$ ($i = 1, 2$), respectively.

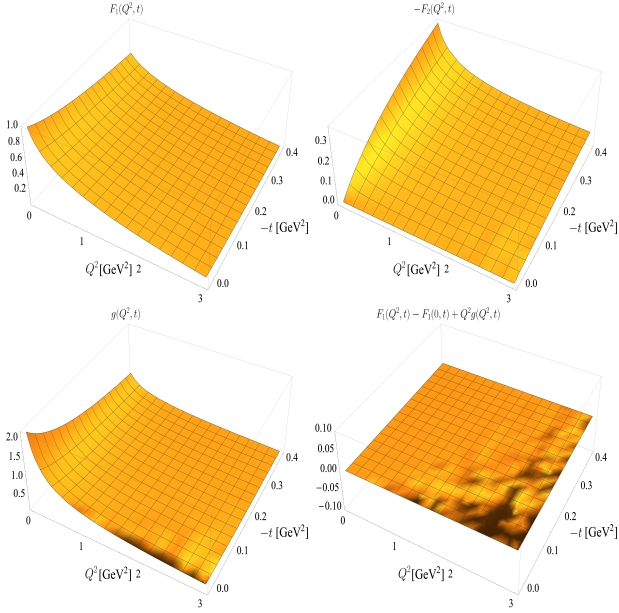


FIG. 6: The 3-dimensional plots of $F_1(Q^2, t)$ (top left), $F_2(Q^2, t)$ (top right), $g(Q^2, t)$ (bottom left) and the sum rule (bottom right) given by Eq. (11) for the spacelike momentum transfer region $0 \leq Q^2 \leq 3 \text{ GeV}^2$ and $m_\pi^2 \geq t \geq -0.4 \text{ GeV}^2$.

tem, more reliable extraction of the on-shell pion form factor $F_\pi(Q^2) = F_1(Q^2, t = m_\pi^2)$ should be performed at smaller $-t$ and higher W (for a fixed Q^2) as discussed in Ref. [8]. The extraction of F_π from σ_L via the so-called Chew-Low extrap-

olation to the pion pole has been done in Refs. [7, 8]. The basis of the Chew-Low method is the Born-term model formula for the pion-pole contribution to σ_L , where the pion-pole contribution to σ_L is given by

$$N \frac{d\sigma_L}{dt} = 4\hbar c (eG_{\pi NN})^2 \frac{-tQ^2}{(t - m_\pi^2)^2} F_\pi^2(Q^2). \quad (29)$$

Here, $e^2/(4\pi\hbar c) = 1/137$ and the factor N which depends on the flux factor used in the definition of $d\sigma_L/dt$ is given by

$$N = 32\pi (W^2 - m_p^2) \sqrt{(W^2 - m_p^2)^2 + Q^4 + 2Q^2(W^2 + m_p^2)}. \quad (30)$$

For the form factor $G_{\pi NN}(t)$, we follow the usual monopole type of parametrization

$$G_{\pi NN}(t) = G_{\pi NN}(m_\pi^2) \left(\frac{\Lambda_\pi^2 - m_\pi^2}{\Lambda_\pi^2 - t} \right), \quad (31)$$

where $G_{\pi NN}(m_\pi^2) = 13.4$ and $\Lambda_\pi = 0.80 \text{ GeV}$ have been taken in the extraction of F_π from the JLab experiment [8]. We use the same values of $G_{\pi NN}(m_\pi^2)$ and Λ_π in our numerical extraction of the off-shell form factors $F_1(Q^2, t)$ and $F_2(Q^2, t)$ (or $g(Q^2, t)$).

The experimental data for $d\sigma_L/dt$ given in Table VII of Ref. [7] is used for the extraction of the off-shell form factor $F_1^{Exp}(Q^2, t)$ using Eqs. (29)-(31), with the theory input from our model calculation presented in the previous section, Sec. III. Since there is no experimental data available for $F_1(Q^2 = 0, t)$, we extract $F_2^{Exp}(Q^2, t)$ (or $g^{Exp}(Q^2, t)$) from the WTI using the values of $F_1^{Cov}(Q^2 = 0, t)$ obtained

TABLE I: Pion form factors extracted from experimental cross-section for $d\sigma_L/dt$ given in Table VII of Ref. [7] vs. solvable model with $m_q = 0.14 \pm 0.02$ GeV. Q^2 and t are in units of GeV^2 . $g(Q^2, t)$ is in units of GeV^{-2} .

Q^2	$-t$	$F_1^{Exp}(Q^2, t)$	$F_1^{Cov}(Q^2, t)$	$F_1^{Cov}(0, t)$	$g^{Exp}(Q^2, t)$	$g^{Cov}(Q^2, t)$
$\langle Q^2 \rangle = 0.60 \text{ GeV}^2, W = 1.95 \text{ GeV}$						
0.526	0.026	0.502 ± 0.013	$0.487^{+0.032}_{-0.039}$	$0.891^{+0.019}_{-0.030}$	$0.740^{+0.060}_{-0.082}$	$0.768^{-0.024}_{+0.018}$
0.576	0.038	0.440 ± 0.010	$0.462^{+0.032}_{-0.039}$	$0.869^{+0.022}_{-0.033}$	$0.745^{+0.055}_{-0.075}$	$0.708^{-0.016}_{+0.008}$
0.612	0.050	0.413 ± 0.011	$0.443^{+0.030}_{-0.038}$	$0.849^{+0.024}_{-0.036}$	$0.712^{+0.058}_{-0.076}$	$0.664^{-0.010}_{+0.003}$
0.631	0.062	0.371 ± 0.014	$0.430^{+0.030}_{-0.036}$	$0.831^{+0.026}_{-0.038}$	$0.729^{+0.063}_{-0.082}$	$0.635^{-0.007}_{-0.002}$
0.646	0.074	0.340 ± 0.022	$0.419^{+0.030}_{-0.036}$	$0.814^{+0.027}_{-0.039}$	$0.734^{+0.076}_{-0.095}$	$0.611^{-0.004}_{-0.005}$
$\langle Q^2 \rangle = 0.75 \text{ GeV}^2, W = 1.95 \text{ GeV}$						
0.660	0.037	0.397 ± 0.019	$0.435^{+0.030}_{-0.036}$	$0.870^{+0.023}_{-0.032}$	$0.717^{+0.063}_{-0.078}$	$0.660^{-0.012}_{+0.005}$
0.707	0.051	0.360 ± 0.017	$0.414^{+0.030}_{-0.035}$	$0.848^{+0.024}_{-0.036}$	$0.690^{+0.058}_{-0.075}$	$0.613^{-0.006}_{-0.001}$
0.753	0.065	0.358 ± 0.015	$0.394^{+0.029}_{-0.034}$	$0.827^{+0.026}_{-0.039}$	$0.623^{+0.054}_{-0.072}$	$0.574^{-0.003}_{-0.006}$
0.781	0.079	0.324 ± 0.018	$0.381^{+0.027}_{-0.033}$	$0.807^{+0.028}_{-0.040}$	$0.618^{+0.059}_{-0.074}$	$0.546^{-0.001}_{-0.009}$
0.794	0.093	0.325 ± 0.022	$0.371^{+0.028}_{-0.032}$	$0.789^{+0.029}_{-0.041}$	$0.584^{+0.065}_{-0.079}$	$0.526^{+0.003}_{-0.011}$
$\langle Q^2 \rangle = 1.00 \text{ GeV}^2, W = 1.95 \text{ GeV}$						
0.877	0.060	0.342 ± 0.014	$0.366^{+0.027}_{-0.031}$	$0.834^{+0.026}_{-0.038}$	$0.561^{+0.046}_{-0.059}$	$0.533^{-0.001}_{-0.006}$
0.945	0.080	0.327 ± 0.012	$0.343^{+0.025}_{-0.030}$	$0.806^{+0.028}_{-0.040}$	$0.507^{+0.042}_{-0.055}$	$0.490^{+0.003}_{-0.010}$
1.010	0.100	0.311 ± 0.012	$0.322^{+0.024}_{-0.029}$	$0.781^{+0.030}_{-0.042}$	$0.465^{+0.042}_{-0.053}$	$0.454^{+0.006}_{-0.013}$
1.050	0.120	0.282 ± 0.016	$0.307^{+0.023}_{-0.027}$	$0.758^{+0.031}_{-0.043}$	$0.453^{+0.045}_{-0.056}$	$0.430^{+0.007}_{-0.015}$
1.067	0.140	0.233 ± 0.028	$0.297^{+0.023}_{-0.026}$	$0.737^{+0.032}_{-0.043}$	$0.472^{+0.057}_{-0.066}$	$0.412^{+0.009}_{-0.015}$
$\langle Q^2 \rangle = 1.60 \text{ GeV}^2, W = 1.95 \text{ GeV}$						
1.455	0.135	0.258 ± 0.010	$0.237^{+0.018}_{-0.021}$	$0.742^{+0.032}_{-0.043}$	$0.332^{+0.029}_{-0.037}$	$0.347^{+0.010}_{-0.015}$
1.532	0.165	0.245 ± 0.010	$0.219^{+0.016}_{-0.020}$	$0.714^{+0.032}_{-0.044}$	$0.306^{+0.028}_{-0.035}$	$0.323^{+0.011}_{-0.016}$
1.610	0.195	0.222 ± 0.012	$0.201^{+0.015}_{-0.018}$	$0.688^{+0.033}_{-0.044}$	$0.289^{+0.028}_{-0.034}$	$0.302^{+0.012}_{-0.016}$
1.664	0.225	0.203 ± 0.013	$0.188^{+0.014}_{-0.017}$	$0.665^{+0.034}_{-0.045}$	$0.278^{+0.028}_{-0.035}$	$0.286^{+0.012}_{-0.016}$
1.702	0.255	0.227 ± 0.016	$0.177^{+0.014}_{-0.015}$	$0.644^{+0.034}_{-0.044}$	$0.245^{+0.029}_{-0.035}$	$0.274^{+0.012}_{-0.017}$
$\langle Q^2 \rangle = 1.60 \text{ GeV}^2, W = 2.22 \text{ GeV}$						
1.416	0.079	0.270 ± 0.010	$0.259^{+0.019}_{-0.022}$	$0.807^{+0.028}_{-0.040}$	$0.379^{+0.027}_{-0.035}$	$0.387^{+0.006}_{-0.012}$
1.513	0.112	0.258 ± 0.010	$0.235^{+0.018}_{-0.021}$	$0.767^{+0.030}_{-0.043}$	$0.336^{+0.027}_{-0.035}$	$0.351^{+0.009}_{-0.014}$
1.593	0.139	0.251 ± 0.010	$0.217^{+0.016}_{-0.019}$	$0.738^{+0.032}_{-0.043}$	$0.306^{+0.026}_{-0.034}$	$0.327^{+0.010}_{-0.015}$
1.667	0.166	0.241 ± 0.012	$0.201^{+0.015}_{-0.018}$	$0.713^{+0.033}_{-0.044}$	$0.283^{+0.027}_{-0.033}$	$0.307^{+0.011}_{-0.016}$
1.763	0.215	0.200 ± 0.018	$0.179^{+0.013}_{-0.017}$	$0.672^{+0.034}_{-0.044}$	$0.268^{+0.029}_{-0.035}$	$0.280^{+0.011}_{-0.017}$
$\langle Q^2 \rangle = 2.45 \text{ GeV}^2, W = 2.22 \text{ GeV}$						
2.215	0.145	0.188 ± 0.008	$0.146^{+0.010}_{-0.012}$	$0.732^{+0.033}_{-0.043}$	$0.246^{+0.018}_{-0.023}$	$0.265^{+0.010}_{-0.014}$
2.279	0.202	0.178 ± 0.008	$0.129^{+0.009}_{-0.011}$	$0.682^{+0.034}_{-0.044}$	$0.221^{+0.019}_{-0.023}$	$0.243^{+0.011}_{-0.015}$
2.411	0.245	0.163 ± 0.009	$0.109^{+0.008}_{-0.009}$	$0.650^{+0.037}_{-0.044}$	$0.202^{+0.019}_{-0.022}$	$0.224^{+0.011}_{-0.014}$
2.539	0.288	0.156 ± 0.011	$0.092^{+0.006}_{-0.007}$	$0.622^{+0.034}_{-0.043}$	$0.184^{+0.017}_{-0.022}$	$0.209^{+0.011}_{-0.014}$
2.703	0.365	0.150 ± 0.016	$0.068^{+0.004}_{-0.005}$	$0.579^{+0.033}_{-0.043}$	$0.159^{+0.018}_{-0.022}$	$0.189^{+0.011}_{-0.014}$

from the manifestly covariant model, i.e. $g^{Exp}(Q^2, t) = [F_1^{Cov}(0, t) - F_1^{Exp}(Q^2, t)]/Q^2$. For the comparison of the covariant model with the experimental data, we use $m_q = (0.14 \pm 0.02)$ GeV checking the sensitivity of our covariant model calculation. The experimentally extracted off-shell form factors $F_1^{Exp}(Q^2, t)$ and $g^{Exp}(Q^2, t)$ and the corresponding results from the covariant model obtained from using $m_q = (0.14 \pm 0.02)$ GeV are summarized in Table I, where $(Q^2, -t)$ values are classified into 6 different sets in terms of

average $\langle Q^2 \rangle$ and the invariant mass W following Ref. [7]. To check the consistency of our experimental extraction of the form factors, we computed the master equation using the values of $F_1^{Exp}(Q^2, t)$, $F_1^{Cov}(0, t)$ and $g^{Exp}(Q^2, t)$ given in Table I. The attained 3-dimensional plot of the master equation Eq. (11) is shown in Fig. 7. As we have already used Eq. (11) to obtain $g^{Exp}(Q^2, t)$, this may be regarded as an obvious cross-check just for the purpose to illustrate.

In Table I, we note that the Q^2 and/or $-t$ evolution of the extracted values of $F_1^{Exp}(Q^2, t)$ is somewhat different from the

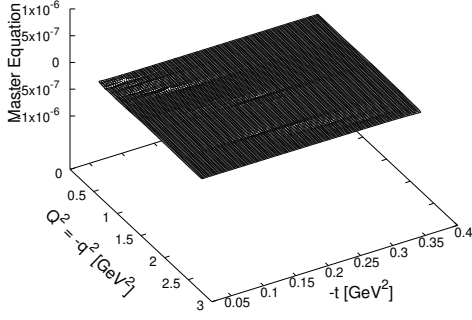


FIG. 7: The 3-dimensional plot of the master equation Eq. (11) built with our experimental extraction of the off-shell pion form factors. In computing Eq. (11), we use the values of $F_1^{Exp}(Q^2, t)$, $F_1^{Cov}(0, t)$ and $g^{Exp}(Q^2, t)$ given in Table I.

result of $F_1(Q^2, t)$ due to our covariant analytic model calculation. This difference may not be a surprise though, not only due to the simplicity of the covariant analytic model but also due to the limitation of the Chew-Low extrapolation involving the pion-nucleon form factor in crossing the disallowed kinematic region $t > 0$ of the electroproduction process. While the improvement of the model deserves the interest with respect to the QCD dynamics of the pion, it suggests the direct extraction of the off-shell pion form factors in lieu of the extrapolation procedure involving the disallowed kinematic region from the differential cross section of the electroproduction data.

The extracted off-shell form factors $F_1^{Exp}(Q^2, t)$ and $g^{Exp}(Q^2, t)$ from the 30 data points in Table I are plotted in Fig. 8 with respect to Q^2 and t . The overall momentum dependences of Q^2 and t resemble the results of the covariant analytic model as shown in Fig. 6. While the data seem to exhibit the stronger variation with respect to Q^2 and t than the model result as also noted in Table I, the main features captured in the variation appear consistent between Figs. 6 and 8 from the model calculation and the data extraction, respectively.

B. Comparison of extracted vs. model form factors

The on-shell pion form factors $F_1(Q^2, m_\pi^2)$ (black lines) and $g(Q^2, m_\pi^2)$ (blue lines) from the covariant model for the space-like region $Q^2 > 0$ are shown in Fig. 9 and compared with the extracted values of $F_1^{Exp}(Q^2, t = m_\pi^2)$ (black data) and $g^{Exp}(Q^2, t = m_\pi^2) = [1 - F_1^{Exp}(Q^2, t = m_\pi^2)]/Q^2$ (blue data). The solid and dashed lines in the covariant model calculation represent the results obtained from using $m_q = 0.12$ GeV and 0.16 GeV, respectively. Unlike the form factor $F_2(Q^2, t)$, the form factor $g(Q^2, t)$ does not vanish in the on-shell limit. We note that the current PDG [28] average $r_\pi^{Exp} = \sqrt{\langle r_\pi^2 \rangle} = (0.672 \pm 0.008)$ fm for the rms value of the pion charge radius

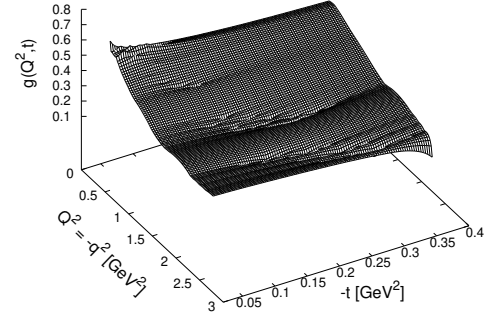
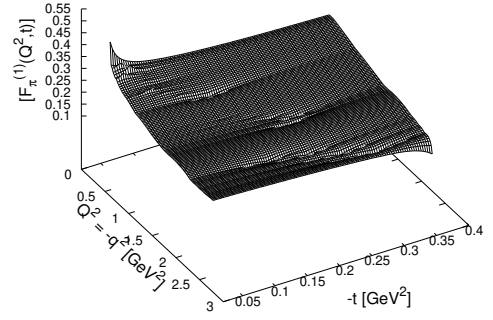


FIG. 8: The extracted off-shell pion form factors: $F_1^{Exp}(Q^2, t)$ (top) and $g^{Exp}(Q^2, t)$ (bottom) given in Table I.

corresponds to $g^{Exp}(Q^2 = 0, m_\pi^2) = (1.953 \pm 0.023)$ GeV $^{-2}$. Although the more realistic model than the present one may be required to predict $g(Q^2, m_\pi^2)$ more accurately, we note that the form factor $g(Q^2, m_\pi^2)$ should be regarded as the physical observable in the on-mass-shell limit on par with the charge form factor $F_1(Q^2, m_\pi^2)$. In this respect, it is interesting to observe that $g^{Exp}(Q^2, t = m_\pi^2) = [1 - F_1^{Exp}(Q^2, t = m_\pi^2)]/Q^2$ exhibits a rather large fluctuation near $Q^2 = 0$, which may reflect a correspondingly large uncertainty in determining the pion charge radius.

The extracted off-shell pion form factors $F_1(Q^2, t)$ and $g(Q^2, t)$ given in Table I and those obtained from the covariant model are compared in Fig. 10. The top panel shows the Q^2 -dependence of $F_1(Q^2, t)$ (left) and $g(Q^2, t)$ (right) collecting all the data in Table I regardless of t values, while bottom panel shows the t -dependences of $F_1(Q^2, t)$ (left) and $g(Q^2, t)$ (right) collecting all the data in Table I regardless of Q^2 values. The black and blue data represent, respectively, the extracted data from the JLab experiment [7] and the results of the covariant model obtained from Eqs. (26) and (27) using the quark mass $m_{u(d)} = 0.14 \pm 0.02$ GeV. A rather significant difference in the slope of Q^2 evolution between $F_1^{Exp}(Q^2, t)$ and $F_1^{Cov}(Q^2, t)$ in the top left panel of Fig. 10 may be understood from the QCD effect on $F_1^{Exp}(Q^2, t)$ from the gluon exchange

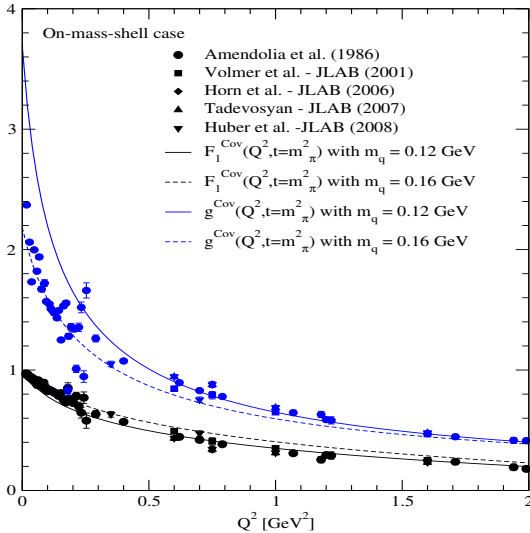


FIG. 9: (Color online) The on-shell pion form factors $F_1(Q^2, m_\pi^2)$ (black lines) and $g(Q^2, m_\pi^2)$ (blue lines) for the spacelike momentum transfer region $0 \leq Q^2 \leq 2 \text{ GeV}^2$ compared with the experimental data for $F_1^{Exp}(Q^2, t = m_\pi^2)$ (black data) and $g^{Exp}(Q^2, t = m_\pi^2) = [1 - F_1^{Exp}(Q^2, t = m_\pi^2)]/Q^2$ (blue data).

between quark and antiquark that gets important as Q^2 gets larger, while the solvable model result $F_1^{Cov}(Q^2, t)$ does not accommodate this perturbative QCD feature. It's interesting to see, however, that the newly introduced form factor $g(Q^2, t)$ defined by Eq.(10) appears independent of this feature. The model independent experimental extraction of $F_1(0, t)$ appears indispensable to make the more accurate assessment on the $g(Q^2, t)$ behavior without involving any model dependence.

V. SUMMARY

This work was devoted to study the pion electromagnetic half-off-shell form factors $F_1(Q^2, t)$ and $F_2(Q^2, t)$, which appear in the matrix element of the charged pion current with one leg off-mass-shell while the other leg is on-mass-shell. When both legs are on-mass-shell, i.e. $t = m_\pi^2$, the normalization of F_1 is fixed by $F_1(Q^2 = 0, t = m_\pi^2) = 1$ and F_2 is absent or $F_2(Q^2, t = m_\pi^2) = 0$ for any values of Q^2 . However, it is highly nontrivial to extract the charged pion form factor $F_1(Q^2, t = m_\pi^2)$ with both legs on-mass-shell as the pion lifetime is too short to survive as the on-mass-shell target and the extrapolation from the pion electroproduction data is also hampered by the limited kinematic region $t < 0$ of the electroproduction process. Although $F_1(Q^2, t)$ may be directly measurable from the longitudinal part of the pion electroproduction differential cross section, the electroproduction process is blind to $F_2(Q^2, t)$ due to the transversality of the electron current. Thus, one may resort to the general WTI to relate $F_1(Q^2, t)$ and $F_2(Q^2, t)$ as given by Eq.(8) to extract $F_2(Q^2, t)$ from $F_1(Q^2, t)$.

From Eq.(8), one should note that the ratio of $F_2(Q^2, t)$ to

$t - m_\pi^2$ is nonzero in the limit of $t \rightarrow m_\pi^2$ while $F_2(Q^2, t)$ goes to zero as $t \rightarrow m_\pi^2$. This led us to define the new form factor $g(Q^2, t)$ given by Eq.(10), which should be measurable even in the on-mass-shell limit on par with the usual charge form factor $F_1(Q^2, m_\pi^2)$. In particular, we obtain the sum rule or what we call master equation given by Eq.(11) which relates $g(Q^2, t)$ to $F_1(Q^2, t)$ and note that the value of $g(Q^2 = 0, t = m_\pi^2)$ corresponds to the charge radius of a pion. We think that the form factor $g(Q^2, m_\pi^2)$ should be regarded as the physical observable in the on-mass-shell limit on par with the charge form factor $F_1(Q^2, m_\pi^2)$.

According to Eq.(11), however, one needs the information of $F_1(0, t)$ to determine $g(Q^2, t)$ while no data of $F_1(Q^2, t)$ exist at $Q^2 = 0$ for $t < 0$. Thus, an exactly solvable manifestly covariant model of pion form factor described in terms of constituent quarks is introduced to provide at least a clear example of demonstration for the simultaneous extraction of both off-shell form factors $F_1(Q^2, t)$ and $g(Q^2, t)$ (or $F_2(Q^2, t)$). To keep the number of parameters at minimum, the model has only the pion and constituent quark masses as inputs, the latter of which provides the scale of the model. The mass parameter was chosen to fit the space-like pion charge form factor data below 2 GeV^2 within about 15% variation to check its sensitivity. We then exhibited both off-shell form factors not only for the spacelike region ($Q^2 > 0$) but also for the timelike region ($Q^2 < 0$) providing the 3D imaging of the off-shell form factors in terms of (Q^2, t) values as shown in Figs. 5 and 6. Accordingly, we provided an explicit example demonstrating how one may check the validity of the extrapolation of the off-shell results ($t \neq m_\pi^2$) to the on-shell limit ($t = m_\pi^2$).

Our extracted values of the pion form factors obtained from the experimental cross-section for $d\sigma_L/dt$ given in Table VII of Ref. [7] and the results obtained from the solvable model with $m_q = 0.14 \pm 0.02 \text{ GeV}$ are summarized in Table I. The extracted off-shell form factors $F_1^{Exp}(Q^2, t)$ and $g^{Exp}(Q^2, t)$ from the 30 data points in Table I are plotted in Fig. 8 with respect to Q^2 and t . The main features captured in the variation appear consistent between Figs. 6 and 8 from the model calculation and the data extraction, respectively.

However, the comparison of the extracted values of the form factors with covariant model results indicates that the evolution in Q^2 and/or t are not in full agreement between the extracted vs. model form factors. On the one hand, this is not unexpected as the internal QCD dynamics of the pion probed by the electroproduction data should not be restricted only to its valence content, while the present model for the pion coupling to the quark and antiquark is just of a point-like form. A rather significant difference in the slope of Q^2 evolution between $F_1^{Exp}(Q^2, t)$ and $F_1^{Cov}(Q^2, t)$ in the top left panel of Fig. 10 may be an indication of lacking the QCD effect from the gluon exchange between quark and antiquark that gets important as Q^2 gets larger. The QCD non-perturbative dynamics for the self-energies of quarks and gluons, the vertices of pion-quark, photon-quark, etc. deserves further study exploring the 3D imaging of the off-shell form factors. On the other hand, the analysis of the electroproduction data by the Chew-Low method demands the pion-nucleon form factor as input, which indeed is a simplification and works only close

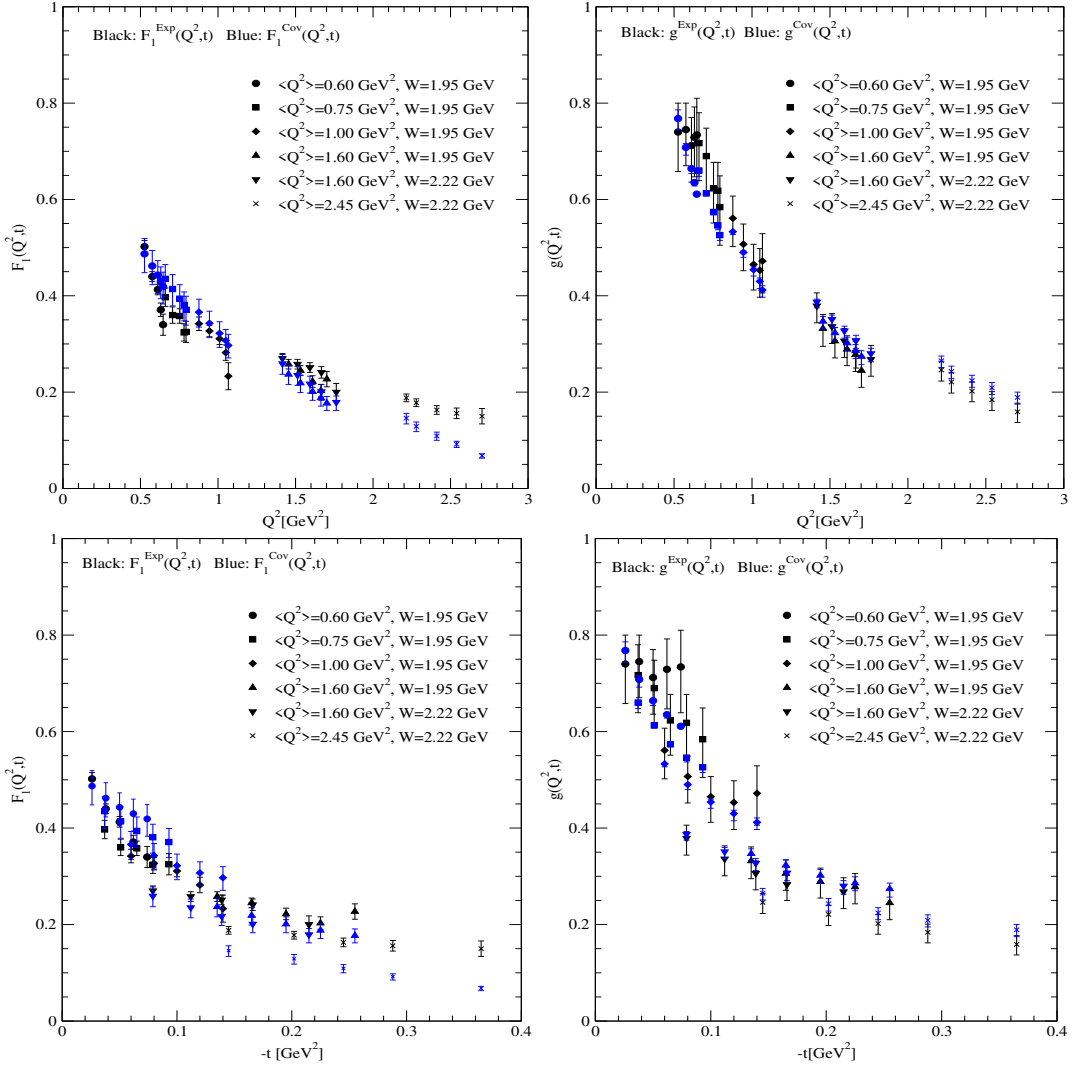


FIG. 10: (Color online) The comparison of the off-shell pion form factors $F_1(Q^2, t)$ and $g(Q^2, t)$ given in Table I and those obtained from the covariant model. The top and bottom panels show Q^2 - and t -dependences of $F_1(Q^2, t)$ (left) and $g(Q^2, t)$ (right), respectively.

to the pion pole. Such limitation may be also reflected in our extraction of the form factors from the data, which in part corroborates the difference between the extracted vs. model form factors.

Nevertheless, the overall representation of the trends of the extracted form factors in the (Q^2, t) plane by the present constituent model indicates that our analysis goes beyond its obvious limitations. It encourages more in-depth theoretical and experimental efforts to reveal the 3D imaging of the off-shell pion form factors.

Acknowledgments

This work was supported in part by the US Department of Energy under Grant No. DE-FG02-03ER41260 (CJ), by the

National Research Foundation of Korea (NRF) under Grant No. NRF-2017R1D1A1B03033129 (HMC), by the project INCT-FNA Proc. No. 464898/2014-5, by CAPES - Finance Code 001, by Conselho Nacional de Desenvolvimento Científico e Tecnológico (CNPq) under grants 308025/2015-6 (JPBCM), 308486/2015-3 (TF), PVE 401322/2014-9 (CJ), by Fundação de Amparo à Pesquisa do Estado de São Paulo (FAPESP) under the thematic projects 2013/26258-4 and 2017/05660-0, and by regular project 2015/16295-5 (JPBCM). CJ acknowledges the support from APCTP while this work is completed. This research also used the resources of the National Energy Research Scientific Computing Center (NERSC), which is supported by the Office of Science of the US/DOE under Contract No. DE-AC02-05CH11231.

-
- [1] E. B. Dally et al., Phys. Rev. D **24**, 1718 (1981).
[2] E. B. Dally et al., Phys. Rev. D **48**, 375 (1982).
[3] S. R. Amendolia et al., Nucl. Phys. B **277**, 168 (1986).
[4] S. R. Amendolia et al., Phys. Lett. B **146**, 116 (1984).
[5] M. Carmignotto, ph.D. Thesis (2017).
[6] J. D. Sullivan, Phys. Rev. D **5**, 1732 (1972).
[7] H. P. Blok et al., Phys. Rev. C **78**, 045202 (2008).
[8] G. M. Huber et al., Phys. Rev. C **78**, 045203 (2008).
[9] T. Horn et al., Phys. Rev. C **78**, 058201 (2008).
[10] T. Horn et al., Phys. Rev. Lett. **97**, 192001 (2006).
[11] T. Horn and C. D. Roberts, J. Phys. G **43**, 073001 (2016).
[12] T. E. Rudy, H. W. Fearing, and S. Scherer, Phys. Rev. C **50**, 447 (1994).
[13] C. Weiss, Phys. Lett. B **337**, 7 (1994).
[14] S.-X. Qin, C. Chen, C. Mezrag, and C. D. Roberts, Phys. Rev. C **97**, 015203 (2018).
[15] F. Gao, L. Chang, Y.-X. Liu, C. D. Roberts, and P. C. Tandy, Phys. Rev. D **96**, 034024 (2017).
[16] A. M. Bincer, Phys. Rev. **118**, 855 (1960).
[17] H. W. L. Naus and J. H. Koch, Phys. Rev. C **36**, 2459 (1987).
[18] P. C. Tiemeijer and J. A. Tjon, Phys. Rev. C **42**, 599 (1990).
[19] J. C. Ward, Phys. Rev. **78**, 1824 (1950).
[20] Y. Takahashi, Nuovo Cimento **6**, 370 (1957).
[21] X. Song, J. P. Chen, and J. S. McCarthy, Z. Phys. A **341**, 275 (1992).
[22] J. W. Bos and J. H. Koch, Nucl. Phys. A **563**, 539 (1993).
[23] K. Nishijima, Phys. Rev. **122**, 298 (1961).
[24] G. Barton, *Introduction to Dispersion Techniques in Field Theory* (Benjamin, New York, 1965).
[25] H. W. L. Naus, J. P. B. C. de Melo and T. Frederico, Few Body Syst. **24**, 99 (1998).
[26] T. K. Pedlar et al., Phys. Rev. Lett. **95**, 261803 (2005).
[27] K. K. Seth et al., Phys. Rev. Lett. **110**, 022002 (2013).
[28] M. Tanabashi et al. (Particle Data Group), Phys. Rev. D **98**, 030001 (2018).