

# Two-level system as topological actuator for nanomechanical modes

C. Dutreix,<sup>1</sup> R. Avriller,<sup>1</sup> B. Lounis,<sup>2,3</sup> and F. Pistolesi<sup>1</sup>

<sup>1</sup>Université de Bordeaux and CNRS, LOMA, UMR 5798, F-33400 Talence, France

<sup>2</sup>Institut d'Optique & CNRS, LP2N UMR 5298, F-33400 Talence, France

<sup>3</sup>Université de Bordeaux, LP2N, F-33400 Talence, France

We investigate theoretically the dynamics of two quasidegenerate mechanical modes coupled through an open quantum two-level system. A mean-field approach shows that by engineering the retarded response of the two-level system with a coherent drive, the non-Hermitian mechanical spectrum exhibits an exceptional degeneracy point where the two modes coalesce. We show that this degeneracy can be exploited to manipulate the vectorial polarization of the mechanical oscillations. We find that adiabatically varying the detuning and the intensity of the drive induces a rotation of the mechanical polarization, which enables the topological and chiral actuation of one mode from the other. This topological manifestation of the degeneracy is further supported by quantum-jump Monte Carlo simulations to account for the strong quantum fluctuations due to the spontaneous emission of the two-level system. Our presentation focuses on a promising realization based on flexural modes of a carbon-nanotube cantilever coupled to a single-molecule electric dipole irradiated by a laser.

## I. INTRODUCTION

The manipulation and detection of nanometer oscillators are important challenges in nanomechanics<sup>1-3</sup>, and recent progress has led to unprecedented high-resolution sensors<sup>4-9</sup>. Most nano-oscillators exhibit a multimode dynamics<sup>10-15</sup>. In particular, the flexural dynamics of suspended nanowires involves nearly degenerate orthogonal modes, which enables the detection of anisotropic and nonconservative force fields<sup>16-18</sup>. Such advances in vectorial force microscopy rely on vectorial oscillations whose control is crucial to scan surfaces<sup>19</sup>. Strategies to accurately monitor ultralight cantilevers, such as carbon nanotubes that allow  $zN/\sqrt{\text{Hz}}$  force sensitivity<sup>20</sup>, are then highly desirable to develop more sensitive vectorial probes. One interesting possibility that we investigate here is to exploit the nonconservative force induced by the detection system. Indeed, open systems can exhibit intriguing degeneracy points in the analytic continuation of their spectra, associated with the coalescence of the eigenstates and known as exceptional points (EPs)<sup>21-24</sup>. EPs have recently allowed efficient topological energy transfers between two harmonic modes of a membrane placed in the middle of an optical cavity<sup>25</sup>.

Two-level systems (TLSs) constitute minimal quantum systems to detect and manipulate mechanical motions<sup>26,27</sup>. For example, their coupling to flexural modes allows the localization of emitters randomly distributed in micropillars<sup>28,29</sup>. It was also shown that single-molecule TLSs are sensitive local probes to measure, through the Stark effect, the small displacements of a charged nanotube<sup>30,31</sup>. Using a TLS to detect and actuate nanomechanical oscillators brings two fundamental differences with respect to the use of optical or electromagnetic cavities. (i) A strongly pumped optical cavity has a linear behavior, whereas the quantum nature of a TLS is intrinsically nonlinear. (ii) In highly populated optical cavities the Poissonian fluctuations are negligible, whereas the TLS experiences strong quantum fluctuations due to spontaneous emission. Whether it is possible to observe EPs in the electromechanical spectrum of a cantilever coupled to a TLS naturally appears as a fundamental question.

In this paper, we show that adiabatically by varying along

a closed path the frequency and the intensity of a coherent field driving a TLS coupled to two quasi-degenerate mechanical modes it is possible to induce a change in the state of the mechanical oscillator that depends on the topology of the path. We show that this behavior is due to the presence of an EP in the mean-field description of the electromechanical spectrum. Using quantum-jump Monte Carlo simulations, we prove that this property holds in the presence of strong TLS fluctuations. The presence of the EP allows one to generate elliptic mechanical eigenmodes, whose axis angles can be controlled. Finally, we propose a detection scheme to probe the topological switch between the two quasidegenerate flexural modes in single-molecule spectroscopy.

## II. MECHANICAL MODES COUPLED TO A DRIVEN TLS

### A. The system Hamiltonian

We consider the generic Hamiltonian of a TLS driven by a coherent field, linearly coupled to two nearly degenerate mechanical modes,

$$\mathcal{H} = -\frac{\omega_{\text{TLS}}}{2}\hat{\sigma}_z + \Omega_L \cos(\omega_L t)\hat{\sigma}_x + \omega_1 b_1^\dagger b_1 + \omega_2 b_2^\dagger b_2 - \sum_{i=1,2} g_i (b_i^\dagger + b_i)\hat{\sigma}_z. \quad (1)$$

The operators  $\sigma_x$  and  $\sigma_z$  are Pauli matrices and describe the TLS of energy splitting  $\omega_{\text{TLS}}$  ( $\hbar = 1$ ). The TLS is driven by a coherent field of frequency  $\omega_L$  and intensity (Rabi frequency)  $\Omega_L$ . It couples with strength  $g_i$ , the mechanical modes of frequencies  $\omega_i$ , and destruction (creation) operators  $b_i$  ( $b_i^\dagger$ )<sup>30</sup>. The Hamiltonian  $\mathcal{H}$  describes the unitary evolution. We further consider dissipation processes. The driven TLS can spontaneously emit photons toward the electromagnetic environment with decay rate  $\Gamma$ . The mechanical modes are coupled to thermal baths and have damping rates  $\gamma_i$ <sup>31</sup>. Both baths are assumed to have the same temperature  $T_0$ .

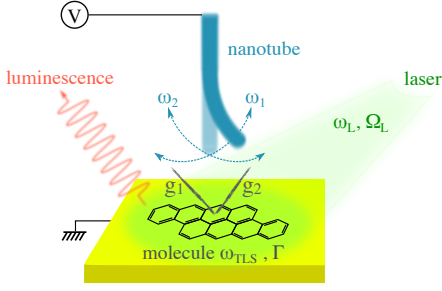


FIG. 1. **Electronanomechanical system:** two orthogonal fundamental modes of a suspended carbon nanotube couple electrically to the TLS of a single molecule pumped by a far-field laser. See, also, Ref. 30 for more details.

## B. Electronanomechanical system

The generic model introduced above can describe various physical systems<sup>28,29,32</sup>. We will focus our presentation on the system proposed in Ref.30 and shown schematically in Fig. 1. In this case, the TLS is given by the electronic doublet in organic molecules embedded in a solid-state matrix<sup>33,34</sup>. As discussed in Ref. 30, when a suspended carbon nanotube kept at a fixed difference of potential from the substrate oscillates, it modulates the electric field on the electronic doublet, and by Stark effect it modulates the two-level system energy splitting. The coupling is proportional to the permanent electric dipole moment of the molecule, which can reach values up to two debyes<sup>35</sup>. Performing molecular spectroscopy, then, allows one to detect the displacement of the oscillator. In this paper we consider the presence of two flexural modes that are quasidegenerate for symmetry reasons.

Concerning the typical parameters one has that the carbon nanotube mass is  $m \simeq 10^{-20}$  kg, the fundamental frequencies satisfy  $\omega_i/(2\pi) \simeq 1\text{--}10$  MHz with quality factors  $Q_i = \gamma_i/\omega_i \simeq 10^3\text{--}10^5$  in the underdamped regime<sup>36</sup>. In usual single-molecule experiments performed at liquid-helium temperatures, the TLS exhibits a lifetime limited dephasing rate  $\Gamma/2$ , with  $\Gamma/(2\pi) \simeq 8\text{--}10$  MHz. Realistic values of the coupling strengths  $g_i$  can be as large as  $g_c \simeq 1$  GHz, which corresponds to a discharged electric field of about 10 mV/nm between the nanotube tip and the molecule substrate<sup>37</sup>.

## III. MEAN-FIELD MECHANICAL DYNAMICS

### A. Langevin equation of motion

Now we aim to describe the non-Hermitian dynamics of the mechanical modes that occurs when the TLS and the environment are traced out. In usual cavity optomechanics, the coupling between the mechanical oscillator and the cavity field can be linearized to solve the problem exactly. This is not possible with a TLS due to its intrinsic nonlinear nature. On the other side, in our case, we can exploit the timescale separation between the mechanical and the TLS dynamics,  $\gamma_i \ll \Gamma$ . We then follows Refs. 1 and 38 and derive a Langevin equation for

the mechanical degree of freedom tracing out the TLS quantum degree of freedom. This approach captures the Gaussian contributions and, in this sense, it is not limited to weak coupling. We obtain that the expectation value of the displacement  $x_i = x_i^{\text{zpf}} \langle b_i + b_i^\dagger \rangle$ , where  $x_i^{\text{zpf}}$  denotes the zero-point fluctuations, satisfies the Langevin equation,

$$\begin{aligned} \dot{x}_i(t) + \gamma_i \dot{x}_i(t) + \omega_i^2 x_i(t) &= \frac{g_i}{m x_i^{\text{zpf}}} \langle \hat{\sigma}_z \rangle_0 + \frac{\delta F_i(t)}{m} \\ &+ \frac{1}{m} \sum_{j=1,2} \frac{g_i g_j}{x_i^{\text{zpf}} x_j^{\text{zpf}}} \int dt' S_R(t-t') x_j(t'). \end{aligned} \quad (2)$$

With  $\langle \dots \rangle_0$ , we indicate quantum averages evaluated in the absence of mechanical coupling ( $g_i = 0$ ). The average force associated with  $\langle \hat{\sigma}_z \rangle_0$  only shifts the equilibrium position of the mechanical oscillator and we disregard it from now on. The forces  $\delta F_i$  denote the Brownian thermal fluctuations, as well as the nonequilibrium stochastic fluctuations due to the spontaneous emission. The last term describes the TLS-mediated retarded coupling between the mechanical modes. It involves the retarded response function of the TLS in the presence of the laser field and the electromagnetic environment:  $S_R(t) = -i\theta(t) \langle [\delta \hat{\sigma}_z(t), \delta \hat{\sigma}_z(0)] \rangle_0$ , where  $\delta \hat{\sigma}_z(t) = \hat{\sigma}_z(t) - \langle \hat{\sigma}_z(t) \rangle_0$  characterizes the fluctuations of the population difference.

### B. Non-Hermitian mean-field dynamics

From Eq. (2), we derive an effective non-Hermitian Hamiltonian that describes the oscillator's mode dynamics. We begin by neglecting the fluctuation forces  $\delta F_i$ . We then linearize the equation of motion (2) for frequencies close to the two mechanical resonances  $\pm \omega_i$  (see Appendix A). We introduce the positive-frequency complex amplitude  $\mathbf{X}(t)$  from which one can obtain the physical oscillator displacements,  $\mathbf{x} = (x_1, x_2) = 2\text{Re}[\mathbf{X}]$ . The  $\mathbf{X}$  quantities formally obey a Schrödinger equation  $i\dot{\mathbf{X}} = H\mathbf{X}$ , where the effective Hamiltonian is non-Hermitian,

$$H = \begin{pmatrix} \omega_1 - i\gamma_1/2 - g_1^2 S_R & -g_1 g_2 S_R \\ -g_1 g_2 S_R & \omega_2 - i\gamma_2/2 - g_2^2 S_R \end{pmatrix}. \quad (3)$$

Here, we assume that the mechanical frequency splitting is much smaller than the TLS linewidth,  $\omega_1 - \omega_2 \ll \Gamma$ . Thus, the coupling between the nearly degenerate mechanical modes depends on the retarded response at the mean mechanical frequency  $\omega_0 = (\omega_1 + \omega_2)/2$ , and so  $S_R \equiv S_R(\omega_0)$ .

To determine the effective coupling between the mechanical modes, we need to evaluate  $S_R$ . This can be done by using a standard Born-Markov approximation for the evolution of the TLS reduced density matrix  $\rho$  obtained by tracing out the electromagnetic environment. Defining  $\rho = (\rho_{11}, \rho_{12}, \rho_{21}, \rho_{22})$ , one obtains that it satisfies the Liouville-von Neumann equation  $\dot{\rho} = \mathcal{L}\rho$  associated with the superoperator

$$\mathcal{L} = \begin{pmatrix} 0 & i\Omega_L/2 & -i\Omega_L/2 & \Gamma \\ i\Omega_L/2 & -i\delta - \Gamma/2 & 0 & -i\Omega_L/2 \\ -i\Omega_L/2 & 0 & i\delta - \Gamma/2 & i\Omega_L/2 \\ 0 & -i\Omega_L/2 & i\Omega_L/2 & -\Gamma \end{pmatrix} \quad (4)$$

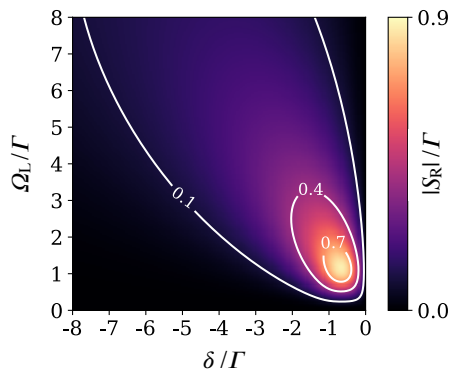


FIG. 2. **TLS-mediated coupling**: strength of the retarded TLS response  $|S_R|$  as a function of the detuning  $\delta$  and Rabi frequency  $\Omega_L$ .

in the rotating wave approximation, where  $\delta = \omega_L - \omega_{\text{TLS}}$  defines the laser detuning. This corresponds to the optical Bloch equations that are known to provide a realistic description of electric dipoles in single-molecule experiments<sup>33,34</sup>. In the stationary regime  $\mathcal{L}\rho_0=0$ , the quantum regression theorem leads to the autocorrelations

$$\begin{aligned} S(t) &= \langle \sigma_z(t) \sigma_z(0) \rangle - \langle \sigma_z \rangle^2 \\ &= \langle w_0 | \mathcal{M}_z e^{\mathcal{L}t} \mathcal{M}_z | \rho_0 \rangle - \langle w_0 | \mathcal{M}_z | \rho_0 \rangle^2, \end{aligned} \quad (5)$$

where  $w_0 = (1, 0, 0, 1)$  denotes the kernel left-hand eigenvector of  $\mathcal{L}$ , and  $\mathcal{M}_z = \text{diag}(1, 1, -1, -1)$  (see, also, Ref. 31). The power spectral density  $S(\omega) = \int dt e^{i\omega t} S(t)$  characterizes the absorption ( $\omega > 0$ ) and emission ( $\omega < 0$ ) of the TLS. The frequency asymmetry of the quantum noise relates to the imaginary part of the response function through  $2 \text{Im} S_R(\omega) = S(-\omega) - S(\omega)$ . We then obtain

$$S_R(\omega) = \frac{8\delta\Omega_L^2}{\Gamma^2 + (2\delta)^2 + 2\Omega_L^2} \frac{i\omega - \Gamma}{P(-i\omega)}, \quad (6)$$

where the polynomial  $P(z) = \sum_{n=0}^3 a_n z^n$  has real coefficients  $a_0 = \Gamma(\Gamma^2 + (2\delta)^2 + 2\Omega_L^2)/4$ ,  $a_1 = (5\Gamma^2 + (2\delta)^2 + 4\Omega_L^2)/4$ ,  $a_2 = 2\Gamma$ , and  $a_3 = 1$ . Figure 2 shows the coupling strength  $S_R \equiv S_R(\omega_0)$  as a function of the laser detuning and the Rabi frequency. The coupling vanishes when the coherent drive is in resonance ( $\delta = 0$ ) or strongly detuned ( $|\delta| \gg \Gamma$ ) with respect to the splitting of the TLS. It also vanishes when the coherent drive is turned off ( $\Omega_L = 0$ ) or when it is sufficiently strong to saturate the populations of the TLS ( $\Omega_L \gg \Gamma$ ). In these situations, the two eigenstates are oscillations along two orthogonal directions. Otherwise, the TLS mediates an effective coupling that modifies the non-Hermitian dynamics of the mechanical modes leading to complex eigenvalues  $\lambda_{\pm}$  and eigenstates  $\mathbf{X}_{\pm}$  of  $H$ . In the next section, we show how degeneracies in the complex spectrum of  $H$  are associated with singular properties of the eigenstates that affect the polarization of the mechanical modes in real space.

## IV. EXCEPTIONAL DEGENERACY POINTS

### A. Electromechanical spectrum

For nonvanishing coupling ( $g_1 g_2 S_R \neq 0$ ), the electromechanical spectrum may exhibit exceptional degeneracy points in the parameter space  $(\delta, \Omega_L)$ , which describes the laser driving. They occur when the retarded TLS response satisfies

$$S_R = S_{\text{EP}\pm} \equiv -\frac{\Delta\omega}{G_{\pm}}, \quad (7)$$

where  $\Delta\omega = \omega_1 - \omega_2 - i(\gamma_1 - \gamma_2)/2$  characterizes the splitting of the mechanical modes and  $G_{\pm} = -(g_1^2 - g_2^2 \pm i2g_1 g_2)$  relates to the coupling strengths between the mechanical oscillators and the TLS. We focus in particular on the degeneracy point  $S_{\text{EP}} \equiv S_{\text{EP}-}$ , which lies in the positive imaginary plane. It is then convenient to chose this EP as a new origin of the complex plane, such that  $S_R = S_{\text{EP}} + z$ . The mechanical dynamics is described equivalently in terms of an effective Hamiltonian  $H'$  similar to  $H$  (see, also, Appendix B). We find

$$H \sim H' = \frac{1}{2} \begin{pmatrix} h_0 & 0 \\ G_+ \Delta S & h_0 \end{pmatrix} + \frac{z}{2} \begin{pmatrix} 0 & G_- \\ G_+ & 0 \end{pmatrix}, \quad (8)$$

where  $\Delta S \equiv S_{\text{EP}-} - S_{\text{EP}+}$  depends on the distance between the two EPs and  $h_0 = \omega_1 + \omega_2 - i(\gamma_1 + \gamma_2)/2 - (g_1^2 + g_2^2) S_R$ . This representation explicitly shows that the effective Hamiltonian  $H$  supports a Jordan matrix representation at the EP in  $z = 0$ .

The electromechanical spectrum presents the two eigenvalues

$$\lambda_{\pm} = \frac{h_0}{2} \pm \frac{1}{2} \sqrt{G_+ G_- (\Delta S + z) z}. \quad (9)$$

Therefore, the EP in  $z = 0$  also corresponds to the branch point of the complex square root  $\sqrt{z}$ . The resonance frequencies  $\Omega_{\pm} = \text{Re}[\lambda_{\pm}]$  and the damping rates  $\Gamma_{\pm} = -\text{Im}[\lambda_{\pm}]$  then support a Riemann-surface representation in the vicinity of the EP [Fig. 3(a)]. This can be evidenced by varying the detuning  $\delta$  and Rabi frequency  $\Omega_L$  of the TLS drive.

Figure 3(b) shows that strongly detuning the TLS drive from the resonance ( $\delta = 0$ ) outlines a loop in parameter space. The response function goes away from and back to  $S_R = 0$ , where the mechanical coupling mediated by the TLS vanishes (Fig. 2). This point corresponds to the bare mechanical frequencies and damping rates, which are  $\Omega_{\pm} = \omega_{1,2}$  and  $\Gamma_{\pm} = \gamma_{1,2}$ . One can check in Fig. 3(c) that the mechanical frequencies and damping rates go back to their bare initial values when the loop does not enclose the EP in parameter space. For EP-enclosing loops, however, the mechanical frequencies  $\Omega_{\pm}$  and damping rates  $\Gamma_{\pm}$  do not come back on their initial values, but are exchanged. This eigenvalue switch is an evidence of the Riemann-surface topology in the electromechanical spectrum.

For the case of an optical cavity coupled to two eigenmodes of a membrane, this effect has been observed in Ref. 25. Here we showed that one can have a similar behavior for a TLS. Specifically, for the electromechanical system that we propose in Fig. 1, the condition of existence for the EP in the

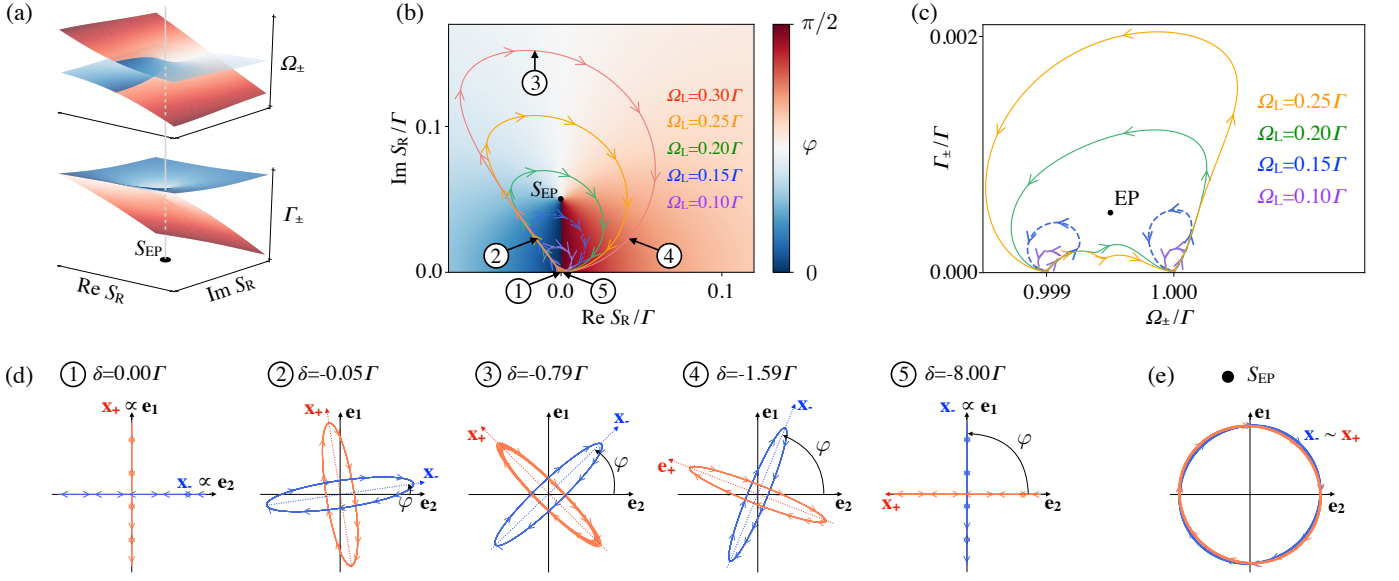


FIG. 3. **Mean-field mechanical spectrum and eigenmode polarization.** The parameters are  $\omega_1 = \Gamma$  and  $\omega_2 = \omega_1 - 10^{-3}\Gamma$ ,  $\gamma_i = 10^{-5}\Gamma$ , and  $g_i = 0.1\Gamma$ . (a) Riemann-surface representation of the mechanical spectrum near the exceptional point  $S_{EP}$ , where the resonance frequencies  $\Omega_{\pm}$  and damping rates  $\Gamma_{\pm}$  of the mechanical eigenmodes are degenerate. (b) Oriented loops of the retarded TLS response  $S_R$  when varying the detuning  $\delta$  from 0 to  $-8\Gamma$  for various Rabi frequencies  $\Omega_L$ . (c) Evolution of the eigenvalues  $\lambda_{\pm}$  in the complex plane when  $S_R$  varies along the loops in (b). The loops enclosing the exceptional point  $S_{EP}$  lead to the switch of the mechanical frequencies  $\omega_{1,2}$  and damping rates  $\gamma_{1,2}$ . (d) Oscillations of the eigenmodes  $\mathbf{x}_{\pm}$  over a time scale of  $50/\Gamma$  for various values of  $\delta$  along the red loop  $\Omega_L = 0.3\Gamma$  in (b). The elliptical polarization of the oscillations undergoes a rotation of angle  $\varphi$ , which is specified by the colormap in (b). (e) Oscillations of the eigenmodes  $\mathbf{x}_{\pm}$  near the EP over a time scale of  $50/\Gamma$ , for  $\delta = -0.85\Gamma$  and  $\Omega_L = 0.17\Gamma$ .

positive imaginary plane reads  $S_{EP} \approx i\Delta\omega/(2g_i^2)$ , assuming  $g_1 \approx g_2$ . Since  $S_{EP}$  is nearly pure imaginary in the underdamped regime ( $\gamma_i \ll \omega_i$ ), varying the TLS response  $S_R$  around this degeneracy point requires  $\text{Re}[S_R]$  to change signs and  $|S_R| \approx |S_{EP}|$ . These two conditions give  $\omega_i > \Gamma/2$  and  $\Gamma\Delta\omega \approx 2g_i^2$ , for the maximum of  $S_R$  is obtained when  $\delta \sim \Omega_L \sim \Gamma$  (Fig. 2). For the TLS of electric dipoles recently observed<sup>35</sup>, experiencing the EP then implies a typical coupling  $g_i/(2\pi) \approx 0.3$  MHz. It is much smaller than the critical coupling  $g_c \approx 10^3$  MHz and could be realized, for instance, by positioning the tip of a carbon nanotube 100 nm away from the molecule with a  $100\mu\text{V}$  bias. We emphasize that such a coupling is not strong enough to excite higher flexural modes. According to Euler-Bernoulli beam theory<sup>39</sup>, their frequencies are at least six times larger than the fundamental ones.

### B. Eigenmode polarization around the EP

The detailed analysis of the eigenvectors unveils a very interesting dynamics of the oscillator tip. To investigate them, we choose the biorthogonal left and right eigenstates of the effective Hamiltonian  $H'$  as

$$\mathbf{Y}_{\pm} = \frac{1}{\sqrt{2}} \begin{pmatrix} \pm Z^{\frac{1}{4}} \\ Z^{-\frac{1}{4}} \end{pmatrix} \quad \text{and} \quad \mathbf{X}_{\pm} = \frac{1}{\sqrt{2}} \begin{pmatrix} \pm Z^{-\frac{1}{4}} \\ Z^{\frac{1}{4}} \end{pmatrix}, \quad (10)$$

where we use the polar representation  $z = \rho e^{i\theta}$  around the EP, so that

$$Z(\theta) = \frac{G_+}{G_-} \left( \frac{\Delta S}{\rho} e^{-i\theta} + 1 \right). \quad (11)$$

The exceptional degeneracy point is associated with a phase singularity for the eigenstates, which can also be evidenced by varying  $S_R$  smoothly around the degeneracy. For a  $\rho$ -radius loop that encloses only  $S_{EP}$  ( $\rho < |\Delta S|$ ), the eigenstates fulfill the condition of parallel transport  $\mathbf{Y}_{\pm}(\theta) \cdot \nabla_{\theta} \mathbf{X}_{\pm}(\theta) = 0$  and are multivalued. They change as  $\mathbf{X}_{\pm}(\theta + 2n\pi) = (-i)^n \mathbf{X}_{\pm}(\theta)$  if  $n$  is even, and  $\mathbf{X}_{\pm}(\theta + 2n\pi) = (-i)^n \mathbf{X}_{\pm}(\theta)$  if  $n$  is odd. Therefore, additionally to the eigenvalues, the eigenstates also switch after one loop around the EP.

The multivaluation of the eigenstates further affects the polarization of the mechanical oscillations  $\mathbf{x}_{\pm}(t)$  in real space. The eigenstates are solutions of the effective Schrödinger equation, that is,  $\mathbf{X}_{\pm}(t) = x_{\pm}(0) e^{-i\lambda_{\pm} t} \mathbf{X}_{\pm}$ , where  $x_{\pm}(0)$  are initial amplitudes that we assume to be real. The mechanical dynamics then consists of damped oscillations with *elliptical* polarization (see, for more details, Appendix B). We find

$$\mathbf{x}_{\pm}(t) = R(\varphi) x_{\pm}(0) e^{-\Gamma_{\pm} t} \begin{pmatrix} \alpha \cos(\Omega_{\pm} t) \\ \beta \sin(\Omega_{\pm} t) \end{pmatrix}. \quad (12)$$

The semiaxes  $\alpha$  and  $\beta$  of the ellipse determine the eccentricity of the mechanical oscillations, and  $R(\varphi) = \tau_0 \cos \varphi - i\tau_2 \sin \varphi$  is a rotation matrix where the Pauli matrices  $\tau_i$  are written in the orthogonal basis  $(\mathbf{e}_1, \mathbf{e}_2)$  of the uncoupled modes. The

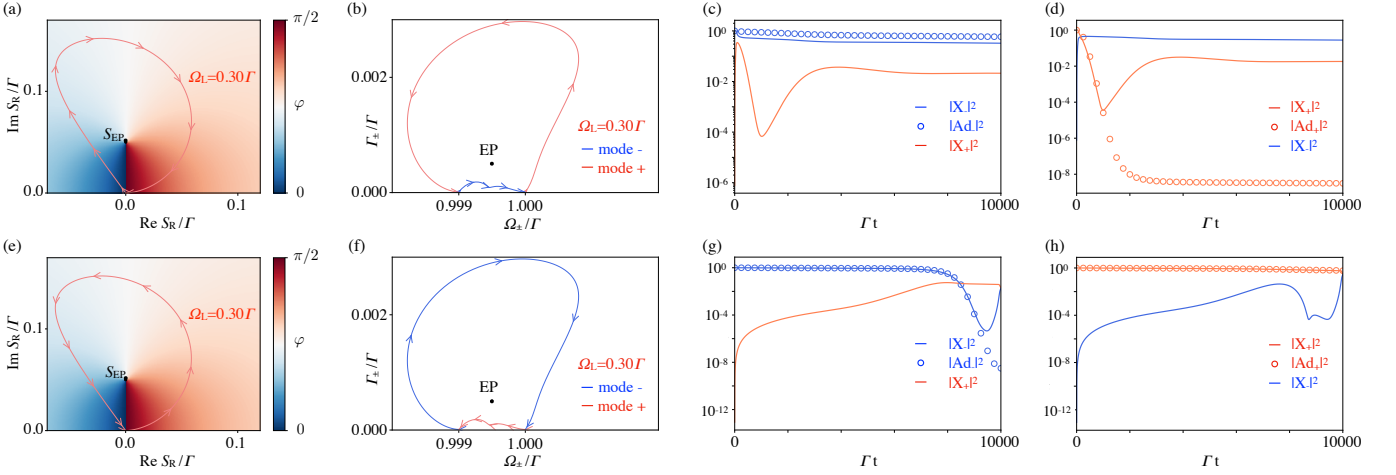


FIG. 4. **Chiral nature of the polarization around the EP.** The parameters are  $\omega_1 = \Gamma$  and  $\omega_2 = \omega_1 - 10^{-3}\Gamma$ ,  $\gamma_i = 10^{-5}\Gamma$ , and  $g_i = 0.1\Gamma$ . (a) Clockwise-oriented loop obtained by varying  $\delta$  from 0 to  $-8\Gamma$ . (b) Evolution of the eigenvalues along the loop in (a). (c) Comparison between the exact and adiabatic time evolutions when  $\mathbf{X}(0) = \mathbf{X}_-(0) = \mathbf{X}_2$ . (d) Comparison between the exact and adiabatic time evolutions when  $\mathbf{X}(0) = \mathbf{X}_+(0) = \mathbf{X}_1$  over a time scale  $T = 10^5\Gamma$ . (e) – (h) Same as the first row, but for a counterclockwise-oriented loop obtained by varying  $\delta$  from  $-8\Gamma$  to 0.

rotation angle  $\varphi$  thus characterizes the orientation of the polarization with respect to one of the modes in the absence of coupling ( $g_1 g_2 S_R = 0$ ).

Figure 3(d) presents the dynamics of the mechanical oscillations when the retarded response of the driven TLS performs a loop around the EP in parameter space. The semi-axes of the elliptical polarization remain unchanged after the loop. We find that this property generally holds for any loop since the semi-axes vary as  $\alpha(\theta + 2\pi) = \alpha(\theta)$  and  $\beta(\theta + 2\pi) = \beta(\theta)$  (Appendix B). Nevertheless, the mechanical oscillations do not go back to the initial polarization at the end of the loop, for the polarization undergoes a rotation of  $\varphi = \pi/2$ . We can more generally show that the polarization rotates as  $\varphi(\theta - 2n\pi) = \varphi(\theta) + n\pi/2$  (Appendix B). This fourfold invariance is reminiscent of the fourth-root multivaluation of the eigenstates in Eq. (10). We emphasize that the  $\pi/2$  rotation of the polarization also comes with the switch of the resonance frequencies and damping rates. Thus, an eigenmode initially activated as  $\mathbf{x}(t) = x(0)e^{-\gamma_2 t} \cos(\omega_2 t) \mathbf{e}_2$  is transferred into the eigenmode of orthogonal polarization, that is,  $\mathbf{x}(t) \propto x(0)e^{-\gamma_1 t} \cos(\omega_1 t + \Delta\phi) \mathbf{e}_1$ , where  $\Delta\phi$  is the phase accumulated along the EP-enclosing loop. This transfer of energy from one eigenmode to the other only depends on whether  $S_R$  encircles  $S_{EP}$ , regardless of the precise loop geometry. The actuation between mechanical modes is therefore topological.

### C. Chiral nature of the polarization

The topological actuation from one mode to the other is an intrinsic property of the instantaneous eigenstates  $\mathbf{X}_\pm$ . To observe the effects of their multivaluation around the EP, we further investigate their adiabatic transport. In Hermitian systems, the adiabatic theorem ensures that one can neglect the nonadiabatic transitions over some typical timescale

$T \gg 1/|\lambda_+ - \lambda_-|$ . In open systems, however, this is no longer true for all the eigenstates<sup>25,40,41</sup>. For a two-state system, in particular, only the least dissipative state is expected to be transported adiabatically around the EP<sup>42</sup>. Here we study this issue by solving numerically the Schrödinger-like equation  $i\dot{\mathbf{X}} = H\mathbf{X}$ .

We focus on the EP-enclosing loop associated with the Rabi frequency  $\Omega_L = 0.3\Gamma$  in Fig. 3(b). We ramp the detuning linearly over the time scale  $T = 10^5/\Gamma$  between  $\delta = 0$  and  $\delta = -8\Gamma$ . Then,  $|\mathbf{X}_\pm(t)|^2 = |\mathbf{Y}_\pm(t)\mathcal{U}(t,0)\mathbf{X}(0)|^2$  provides the exact dynamics, where  $\mathcal{U}$  denotes the time-evolution operator for the Hamiltonian  $H$ . We assume the initial eigenstates are either  $\mathbf{X}(0) = \mathbf{X}_+ = \mathbf{X}_1$  or  $\mathbf{X}(0) = \mathbf{X}_- = \mathbf{X}_2$  associated with the frequencies  $\omega_1 = \Gamma$  and  $\omega_2 = \omega_1 - 10^{-3}\Gamma$ . We then compare the exact dynamics to their adiabatic evolutions  $|\text{Ad}_\pm(t)|^2 = |\exp[-i \int_0^t \lambda_\pm(\tau) d\tau] \mathbf{Y}_\pm(0) \mathbf{X}(0)|^2$ . The results are presented in Fig. 4 for two orientations of the EP-enclosing loop in parameter space.

For a clockwise loop [Fig. 4(a)], the eigenstate  $\mathbf{X}_-$  is the least dissipative one [Fig. 4(b)]

$$\int_0^T dt [\Gamma_+(t) - \Gamma_-(t)] > 0. \quad (13)$$

We find that only this state can experience the adiabatic transport [Figs. 4(c) and (d)]. When reversing the orientation of the loop, the situation is reversed too. The eigenstate  $\mathbf{X}_+$  becomes the least dissipative one and follows the adiabatic evolution, whereas  $\mathbf{X}_-$  does not (Figs. 4e-h). Thus, both modes  $\mathbf{x}_\pm$  can experience the topological actuation, but for opposite orientations of the loop. This asymmetry with respect to the orientation of the loop reveals the chiral nature of the  $\pi/2$  rotation of the eigenmode polarization around the EP.



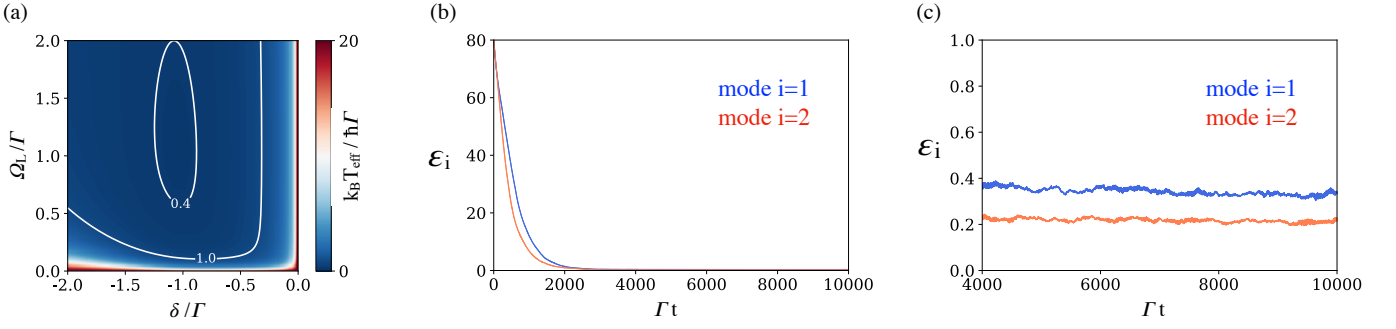


FIG. 5. **Mechanical cooling via the TLS noise.** The parameters are  $\omega_1 = 1.000\Gamma$  and  $\omega_2 = 0.999\Gamma$ ,  $\gamma_i = 0.00001\Gamma$ , and  $g_i = 0.1\Gamma$ . (a) Effective temperature as a function of the detuning  $\delta$  and Rabi frequency  $\Omega_L$ . (b) Evolution of the dimensionless mechanical energies  $\mathcal{E}_i$  during a time period of  $10000/\Gamma$ , obtained from quantum-jump Monte Carlo simulations averaged over 1000 dynamics for  $\delta = -\Gamma$  and  $\Omega_L = \Gamma$ . (c) Zoom of (b) showing that the two modes can be cooled below  $\hbar\Gamma$  ( $\approx 0.5$  mK) via their coupling to the TLS.

#### D. Eigenmode polarization at the EP

We can also investigate the fate of the mechanical oscillations when approaching the EP. Figure 3(e) illustrates this situation. We find that the two mechanical modes coalesce into a single mode of circular polarization. The coalescence results from the eigenstates that become collinear in the limit of small  $\rho$  in Eq. (10). The circular polarization is reminiscent of the Jordan matrix representation of  $H$  and is then a manifestation of the EP. Nevertheless, it is a local property in parameter space for which noise may be detrimental, especially because noise is known to be enhanced by the extreme nonorthogonality of the eigenstates close to the EP<sup>43–46</sup>. Another drawback is that the EP is a degeneracy point where, by definition, the band gap closes and around which nonadiabatic transitions then become unavoidable<sup>47</sup>. In contrast, the  $\pi/2$  rotation of the polarization that we have introduced above evidences a global (topological) property of the EP for which the adiabatic transport is possible. It does not require to approach the EP and, therefore, should be a more robust manifestation.

## V. QUANTUM NOISE AND BACK-ACTION

### A. TLS quantum fluctuations

The mean-field picture discussed above is appealing, for it introduces a topological property of the EP to manipulate the vectorial polarization of mechanical oscillations. Now, we show that this manifestation of the EP can also survive the fluctuations of the open quantum system that dresses the mechanical modes. In optical cavities, the number of circulating photons  $n_c$  obeys a Poisson distribution, and so  $\langle \delta n_c^2 \rangle = \langle n_c \rangle$ . The fluctuations of the radiation pressure force  $F$  then satisfy  $\langle \delta F^2 \rangle / \langle F \rangle^2 = 1 / \langle n_c \rangle$ , which becomes negligible for the usual cavities that are strongly populated. For the TLS, however, the force scales as  $F \propto \hat{n}_g - \hat{n}_e$ , where the populations of the ground and excited states satisfy the constraints  $\hat{n}_g + \hat{n}_e = 1$

and  $\hat{n}_g - \hat{n}_e = \sigma_z$ . The force fluctuations verify

$$\frac{\langle \delta F^2 \rangle}{\langle F \rangle^2} = \frac{\langle \hat{n}_e \rangle (1 - \langle \hat{n}_e \rangle)}{1/4 - \langle \hat{n}_e \rangle (1 - \langle \hat{n}_e \rangle)}, \quad (14)$$

where we used  $\langle \hat{n}_e^2 \rangle = \langle \hat{n}_e \rangle$ . Since  $\langle \hat{n}_e \rangle \leq 1/2$ , the fluctuations can be arbitrarily large compared to the mean force, and eventually  $\langle \delta F^2 \rangle / \langle F \rangle^2 \rightarrow \infty$ .

To describe the TLS force fluctuations due to spontaneous emission and test the mean-field description based on Eq. (2), we perform quantum-jump Monte Carlo simulations<sup>48–50</sup>. This implies solving, on short timescales  $\Delta t \ll 1/\Gamma$ , the differential equations

$$\begin{aligned} i\dot{a}_g &= \delta[\mathbf{x}(t)]a_g/2 + \Omega_L a_e/2 \\ i\dot{a}_e &= (\delta[\mathbf{x}(t)]/2 - i\Gamma)a_e + \Omega_L a_g/2 \\ m\ddot{x}_i &= -m\omega_i^2 x_i - m\gamma_i \dot{x}_i + \delta F_{\text{th}} + \frac{g_i}{x_i^{\text{zpf}}} \langle \sigma_z \rangle, \end{aligned} \quad (15)$$

where we introduce  $\delta[\mathbf{x}(t)] = \delta - \sum_i g_i x_i(t) / x_i^{\text{zpf}}$ , the Brownian thermal force  $\delta F_{\text{th}}$  with variance  $\sqrt{2m\gamma_i k_B T_i}$ , and the wavefunction of the TLS,  $|\psi(t)\rangle = a_g(t)|g\rangle + a_e(t)|e\rangle$ , so that  $\langle \sigma_z(t) \rangle = |a_g(t)|^2 - |a_e(t)|^2$ . At each time step, one randomly either allows a transition to the ground state with probability  $\Gamma \Delta t |a_e|^2$ , or normalizes the wavefunction and proceeds with the time evolution.

### B. Mechanical cooling via the TLS noise

The mean-field description introduced above involves the response function of the bare TLS, that is, in the absence of electromechanical coupling ( $g_i = 0$ ). This neglects the effects of the detuning shift  $\delta[\mathbf{x}(t)]$  induced by the mechanical displacement. In particular, large oscillations may lead to important effects when  $g_i x_i / x_i^{\text{zpf}} \sim \Gamma$ , since the oscillations can effectively change the laser-TLS detuning. It is then interesting to work at low temperature. We investigate here how the system can be cooled down by coupling to the TLS<sup>30</sup>.

The power spectrum  $S(\omega)$  of the TLS noise can be obtained from Eq. (5). We denote its symmetric- and asymmetric-in-

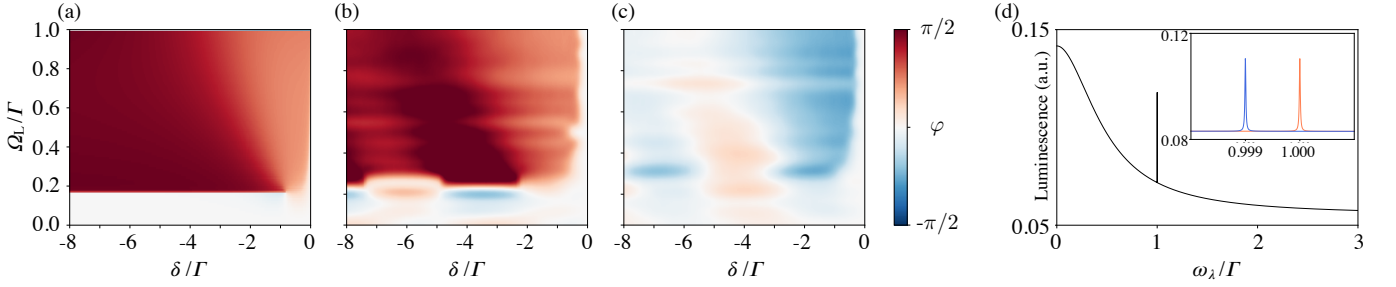


FIG. 6. **Noise-averaged rotation of the mechanical polarization.** The parameters are  $\omega_1 = 1.000\Gamma$  and  $\omega_2 = 0.999\Gamma$ ,  $\gamma_i = 0.00001\Gamma$ , and  $g_i = 0.1\Gamma$ . (a) Rotation angle  $\varphi$  of the mechanical polarization as a function of the laser detuning  $\delta$  and Rabi frequency  $\Omega_L$  obtained from the mean-field description. (b) Same as (a) but obtained from the quantum-jump Monte Carlo simulations averaged over 100 dynamics when the mode 2 is initially activated. (c) Same as (b) when the mode 1 is initially activated. (d) Luminescence excitation spectrum of the TLS driven by a coherent field of frequency modulation  $\beta_\lambda = 1$ . The interference peaks, resolved in the inset, are centered on the mechanical frequencies  $\omega_1 = 1.000\Gamma$  or  $\omega_2 = 0.999\Gamma$ , depending on the mode topologically activated at the end of the loop.

frequency parts,  $S_\pm(\omega) = S(\omega) \pm S(-\omega)$ . The optical damping induced by the TLS noise relates to the asymmetry between emission and absorption as  $\gamma_{\text{TLS}} = g_0^2 S_-(\omega_0)$ , where we assume  $g_{1,2} = g_0$ . Cooling the mechanical oscillator via the TLS then requires the optical damping to be stronger than the intrinsic damping of the thermal baths,  $\gamma_0 \ll \gamma_{\text{TLS}}$ , where  $\gamma_{1,2} = \gamma_0$ . The natural frequency scale of the noise must relate to the spontaneous emission rate  $\Gamma$ , so one can expect  $S_- = -2 \text{Im} S_R \sim 1/\Gamma$ . One can check that this is indeed the case for  $\delta = \Omega_L = \Gamma = \omega_0$  in Eq. (6). As the coupling cannot be larger than the critical one of the discharge electric field between the TLS and the carbon nanotube, we find that mechanical cooling is possible when

$$\omega_0 \gamma_0 \ll g_0^2 < g_c^2. \quad (16)$$

For the electromechanical system in Fig. 1, one has  $\omega_0 \gamma_0$  that is at least three orders of magnitude smaller than the critical coupling  $g_c$ , which leads to a large range of possible coupling strength  $g_0$ . Besides, the TLS temperature verifies  $2k_B T_{\text{TLS}}/(\hbar\omega_0) = S_+/S_-$ . This leads to the effective temperature  $T_{\text{eff}}$  for the mechanical modes dressed by the TLS,

$$\frac{2k_B T_{\text{eff}}}{\hbar\omega_0} = \frac{\gamma_0 \frac{2k_B T_0}{\hbar\omega_0} + \gamma_{\text{TLS}} \frac{2k_B T_{\text{TLS}}}{\hbar\omega_0}}{\gamma_0 + \gamma_{\text{TLS}}}. \quad (17)$$

Figure 5(a) represents the map of the effective temperature as a function of TLS drive parameters  $\delta$  and  $\Omega_L$ . It shows that the mechanical system can be cooled below  $\hbar\Gamma$  ( $\approx 0.5$  mK).

We further verify this possibility of mechanical cooling by means of quantum-jump Monte Carlo simulations. Figure 5(b) presents the evolution of the mechanical energies averaged over 1000 dynamics for  $\delta = -\Gamma$  and  $\Omega_L = \Gamma$ , which corresponds to the region of maximum cooling predicted in Eq. (17) and Fig. 5(a). We study the mechanical energy through the dimensionless parameter  $\mathcal{E}_i$  defined as

$$\mathcal{E}_i = \frac{4\omega_i}{\Gamma} \frac{1}{\hbar} \left( \frac{p_i^2}{2m} + \frac{1}{2} m \omega_i^2 x_i^2 \right). \quad (18)$$

Each mechanical mode is initially assumed to be in thermal equilibrium with a bath of typical dilution-fridge temperature

$T_0 = 10$  mK. Thus, we begin with randomly generating the position and momentum of each mode according to a Boltzmann distribution. The equipartition theorem implies that the initial mean mechanical energy in the figures corresponds to  $\mathcal{E}_i = \frac{4\omega_n k_B T_n}{\Gamma \hbar} = 80$ . We then simulate the stochastic dynamics based on Eq. (15) with the usual parameters  $\omega_1 = 1\Gamma$ ,  $\omega_2 = \omega_1 - 10^{-3}\Gamma$ ,  $\gamma_i = 10^{-5}\Gamma$ , and  $g_i = 0.1\Gamma$ . Figure 5(c) shows from the mean dynamics that the system can be cooled down  $\hbar\Gamma$  ( $\sim 0.5$  mK), to about  $50 \mu\text{K}$ , in agreement the mechanical cooling predicted in Fig. 5(a).

### C. Mean rotation of the mechanical polarization

We come to the main question we want to address with the simulations: does the EP remain stable in the presence of fluctuations and backaction? To test the mean-field manifestation of the EP, we study the evolution of the mechanical mode 1 or 2 with initial amplitude  $10x^{\text{zpf}}$  and ramp adiabatically  $\delta$  from 0 to  $-8\Gamma$  over the timescale  $T = 10^4/\Gamma$  for various values of  $\Omega_L$ . Such an initial actuation can be achieved by forcing the charged nanotube tip with a transverse electric field oscillating at a frequency tuned on the selected mode frequency. The mean dynamics of the oscillator, averaged over  $10^2$  simulated trajectories, consists of quasiperiodic elliptical oscillations in real space. We thus identify the semiaxes in each quasiperiod and determine their rotation angle  $\varphi$  at a given value of  $\delta$  and  $\Omega_L$ .

Figure 6(a) presents the prediction of the mean-field description, clearly showing the presence of the EP at  $\delta \approx -0.85\Gamma$ . In comparison, Fig. 6(b) shows the rotation angle for the same parameters, but obtained from the Monte Carlo simulations. Though fluctuations seem to blur the EP, where the noise is enhanced by the coalescence of the nonorthogonal eigenstates<sup>43–46</sup>, the axis of the oscillations performs on average a rotation in agreement with the mean-field description. Starting with an oscillation in the horizontal direction ( $\varphi = 0$ ), one ends with a perpendicular oscillation ( $\varphi = \pi/2$ ), showing that the adiabatic picture remains valid. If the rotation implies a transfer of energy from mode 1 to mode 2, contin-

ously following the evolution of the oscillation axis proves that this transfer is purely due to the adiabatic evolution predicted by the mean-field approach, and not to dissipation or stochastic effects. Figure 6(c) shows the same evolution from mode 1. No energy transfer is realized, as expected from the mean-field adiabatic transport. We would like to stress that the numerical calculation fully takes into account the nonlinearity and non-Gaussian behavior of the TLS, thus confirming the, at least approximate, validity of the mean-field approach. In the next section, we finally discuss a possible experimental implementation for the direct detection of the energy transfer.

## VI. DETECTION VIA FREQUENCY MODULATIONS

After the adiabatic loop in parameter space, the mechanical energy of one mode is transferred to the other one. This implies that the mechanical oscillation frequency has changed, but the variation is extremely small. Here we show that detecting such a small change can be performed by modulation of the frequency of the coherent field that drives the TLS.

At the semiclassical level, the Hermitian Hamiltonian of the driven TLS can be written as

$$H_{\text{TLS}}(t) = \begin{pmatrix} -\frac{\omega_{\text{TLS}}}{2} - g_i x_i(t) & \Omega_L (e^{iF(t)} + e^{-iF(t)})/2 \\ \Omega_L (e^{iF(t)} + e^{-iF(t)})/2 & \frac{\omega_{\text{TLS}}}{2} + g_i x_i(t) \end{pmatrix}, \quad (19)$$

where  $F(t) = \int_0^t d\tau [\omega_L + f(\tau)]$  and  $f(t) = a_\lambda \cos(\omega_\lambda t + \phi_\lambda)$  describes the frequency modulation around frequency  $\omega_L$ . Let  $\psi(t)$  be a wave function satisfying the time-dependent Schrödinger equation  $i\dot{\psi}(t) = H_{\text{TLS}}(t)\psi(t)$ . We can then introduce the gauge transformation  $\phi(t) = U^\dagger(t)\psi(t)$  based on the unitary operator

$$U = \begin{pmatrix} e^{iF(t)/2} & 0 \\ 0 & e^{-iF(t)/2} \end{pmatrix}. \quad (20)$$

This leads to  $i\dot{\phi}(t) = [U^\dagger(t)H_{\text{TLS}}(t)U(t) - iU^\dagger(t)\dot{U}(t)]\phi(t)$ , where the effective Hamiltonian is

$$\tilde{H}_{\text{TLS}}(t) = \begin{pmatrix} \delta(t)/2 - g_i x_i(t) & \Omega_L/2 \\ \Omega_L/2 & -\delta(t)/2 + g_i x_i(t) \end{pmatrix}, \quad (21)$$

and  $\delta(t) = \delta - (\beta_\lambda \omega_\lambda) \cos(\omega_\lambda t) - g_i x_i(t)$ . Thus, the frequency modulation induces an additional detuning shift, which adds up to the one of the mechanical oscillator in the modulated rotating frame. The frequency modulation and the mechanical oscillations may then lead to interference when  $\omega_\lambda = \omega_i$ , since only the mode  $i$  is exited at the end of the loop. We can show, in particular, that the interference affects the excited-state population of the driven TLS, and so its luminescence excitation spectrum (Appendix C). This is illustrated in Fig. 6(d). The Lorentzian background of width  $\Gamma$  and centered on  $\omega_\lambda = 0$  already exists in the absence of mechanical mode ( $g_{i=0}$ ) and, thus, is not due to any interference. The interference, however, appears through a narrow Lorentzian peak of width  $\gamma_i$  centered on the mechanical frequency  $\omega_i$  in the figure. The width of the peak verifies  $\gamma_i \ll \omega_1 - \omega_2$ , so that the two quasidegenerate modes could be resolved clearly in the experiments.

## CONCLUSION

Manipulating mechanical systems at the nanometer scale is an important challenge of present research. The possibility of using EP in the excitation spectrum to transfer energy from one mechanical mode to the other had been proposed and observed in the past for mechanical modes coupled to optical cavities. In this paper, we have shown that EP can be equally generated by coupling mechanical modes to TLSs. Specifically, we considered a concrete example of single molecules coupled to flexural modes of carbon nanotubes, for which we performed detailed simulations. We have shown quite generally that the topological and chiral energy transfer is possible. Remarkably, the prediction of the analytical mean-field theory is confirmed by the quantum-jump Monte Carlo approach. This guarantees that even if a TLS is quite different from an optical cavity, since it is a strongly nonlinear quantum system and has strong quantum fluctuations, it can be used to manipulate a mechanical oscillator exploiting the EP.

From a conceptual point of view, the flexural mode eigenstates allow one to understand, in a transparent way, the mechanism of formation of the EP. We find that the evolution from the standard orthogonal eigenvectors to the coincident eigenvectors at the EP is performed by evolving the eigenvectors into elliptical oscillations, which eventually become circular at the EP. The energy transfer is then simply obtained by a rotation of the axis of the elliptical oscillation of  $\pi/2$  when a loop is performed around the EP. These findings can allow a manipulation of the tip of the nanotube without the addition of any external electric fields. This possibility of quantum manipulation could, for instance, find applications in vectorial force microscopy, where monitoring the eigenmode polarization is crucial to scan a surface.

## ACKNOWLEDGMENTS

We gratefully acknowledge *Conseil Régional de Nouvelle-Aquitaine* for financial support (Grant No. 2016-1R60306-00007470) and *Idex Bordeaux* (Maesim Risky project 2019 of the LAPHIA Program). B.L. acknowledges the *Institut Universitaire de France*.



## Appendix A: Derivation of the non-Hermitian Hamiltonian

The expectation value of the displacement operator obeys the Langevin equation (2). We begin with neglecting the fluctuating forces  $\delta F_i$  and  $\langle \hat{\sigma}_z \rangle_0$ , which only shifts the equilibrium position of the oscillator. In Fourier space, this leads to

$$m(-\omega^2 - i\gamma_i\omega + \omega_i^2)x_i(\omega) = \sum_{j=1,2} \frac{g_i}{x_i^{\text{zpf}}} \frac{g_j}{x_j^{\text{zpf}}} S_{\text{R}}(\omega)x_j(\omega). \quad (\text{A1})$$

Since we consider the underdamped regime ( $\gamma_i \ll \omega_i$ ), the bare mechanical poles verify  $\omega_{i\pm} \simeq \pm\omega_i - i\gamma_i/2$ . We can linearize Eq. (A1) in the vicinity of the two mechanical frequencies  $\omega_{i\pm}$ . The displacement can then be written as  $x_i \simeq x_{i+} + x_{i-}$ , where  $x_{i+}$  ( $x_{i-}$ ) describes the mechanical oscillations of positive (negative) frequency  $\omega_{i+}$  ( $\omega_{i-}$ ). The positive- and negative-frequency oscillations satisfy:

$$\begin{cases} +i2m\omega_i(-i\omega)x_{i+}(\omega) = 2m\omega_i(\omega_i - i\frac{\gamma_i}{2})x_{i+}(\omega) - \sum_{j=1,2} \frac{g_i}{x_i^{\text{zpf}}} \frac{g_j}{x_j^{\text{zpf}}} S_{\text{R}}x_{j+}(\omega) \\ -i2m\omega_i(-i\omega)x_{i-}(\omega) = 2m\omega_i(\omega_i + i\frac{\gamma_i}{2})x_{i-}(\omega) - \sum_{j=1,2} \frac{g_i}{x_i^{\text{zpf}}} \frac{g_j}{x_j^{\text{zpf}}} S_{\text{R}}^*x_{j-}(\omega) \end{cases}, \quad (\text{A2})$$

where  $S_{\text{R}} \equiv S_{\text{R}}(\omega_0)$  and  $\omega_0 = (\omega_1 + \omega_2)/2$  is the mean mechanical frequency. Since  $x_i \simeq x_{i+} + x_{i-} = 2\text{Re}[x_{i+}]$ , we only focus on the positive-frequency solution  $x_{i+}$ . Fourier transforming back to the time domain finally results in

$$-i\dot{x}_{i+}(t) = \left(\omega_i - i\frac{\gamma_i}{2}\right)x_{i+}(t) + \sum_{j=1,2} g_i g_j S_{\text{R}} x_{j+}(t), \quad (\text{A3})$$

where we have used  $2m\omega_i \simeq x_i^{\text{zpf}} x_j^{\text{zpf}}$ .

Therefore, the positive-frequency oscillations of the mechanical modes are described by the vector  $\mathbf{X} = (x_{1,+}, x_{2,+})$ . It obeys the Schrödinger-like equation  $i\dot{\mathbf{X}} = H\mathbf{X}$  with the non-Hermitian effective Hamiltonian,

$$H = \begin{pmatrix} \omega_1 - i\frac{\gamma_1}{2} - g_1^2 S_{\text{R}} & -g_1 g_2 S_{\text{R}} \\ -g_1 g_2 S_{\text{R}} & \omega_2 - i\frac{\gamma_2}{2} - g_2^2 S_{\text{R}} \end{pmatrix}. \quad (\text{A4})$$

This relates to the mechanical displacement vector  $\mathbf{x} = (x_1, x_2)$  in real space as  $\mathbf{x} = 2\text{Re}[\mathbf{X}]$ ,

## Appendix B: Exceptional point properties

### 1. Branch point in the spectrum

We are now interested in the consequences of degeneracies in the non-Hermitian spectrum of  $H$  on the dynamics of the mechanical modes. To make them more explicit, we perform two subsequent  $\pi/2$  rotations of axes  $y$  and  $z$  with respect to the Bloch sphere of  $H$  eigenstates. Thus, we introduce the unitary operator

$$U = e^{-i\frac{\pi}{4}\tau_y} e^{-i\frac{\pi}{4}\tau_z} = \frac{1}{2} \begin{pmatrix} 1 - i & -1 - i \\ 1 - i & 1 + i \end{pmatrix} \quad (\text{B1})$$

and perform the transformation  $H' = UH U^\dagger$ . This results in  $H' = \sum_i h_i \tau_i / 2$  with

$$\begin{cases} h_0 = \omega_1 + \omega_2 - i(\gamma_1 + \gamma_2)/2 - (g_1^2 + g_2^2) S_{\text{R}} \\ h_1 = \omega_1 - \omega_2 - i(\gamma_1 - \gamma_2)/2 - (g_1^2 - g_2^2) S_{\text{R}} \\ h_2 = -2g_1 g_2 S_{\text{R}} \\ h_3 = 0 \end{cases}. \quad (\text{B2})$$

Degeneracies in the electromechanical spectrum then occur when  $S_{\text{R}} = S_{\text{EP}\pm}$ , where

$$S_{\text{EP}\pm} \equiv -\frac{\Delta\omega}{G_{\pm}}. \quad (\text{B3})$$

Here,  $\Delta\omega = \omega_1 - \omega_2 - i(\gamma_1 - \gamma_2)/2$  characterizes the splitting of the mechanical modes and  $G_{\pm} = -(g_1^2 - g_2^2 \pm i2g_1 g_2)$  relates to the coupling strengths between the mechanical oscillator and the TLS. We focus, in particular, on the degeneracy point  $S_{\text{EP}} \equiv S_{\text{EP}-}$ ,

which lies in the positive imaginary plane. It is then convenient to set it as the new origin of the complex plane by introducing the variable  $z = S_R - S_{EP}$ . Thus, we find that the effective Hamiltonian reads

$$H' = \frac{1}{2} \begin{pmatrix} h_0 & 0 \\ G_+ \Delta S & h_0 \end{pmatrix} + \frac{z}{2} \begin{pmatrix} 0 & G_- \\ G_+ & 0 \end{pmatrix}, \quad (\text{B4})$$

where  $\Delta S \equiv S_{EP-} - S_{EP+}$  depends on the distance between the two EPs. This explicitly shows that the effective Hamiltonian  $H$  supports a Jordan matrix representation at the EP in  $z = 0$ . The electromechanical spectrum relies on the two eigenvalues

$$\lambda_{\pm} = \frac{h_0}{2} \pm \frac{1}{2} \sqrt{G_+ G_- (\Delta S + z) z}. \quad (\text{B5})$$

Therefore, the EP in  $z = 0$  also corresponds to the branch point of the complex square root  $\sqrt{z}$ , and hence the Riemann surface of the electromechanical spectrum in Fig. 3(a). The same features hold when focusing on the degeneracy point  $S_{EP+}$  in the negative imaginary plane.

## 2. Eigenstate multivaluation

The squareroot behavior of the spectrum near the EP also leads to singular properties for the eigenstates. To investigate them, we choose the biorthogonal left and right instantaneous eigenstates of the effective Hamiltonian  $H'$  as

$$\mathbf{Y}_{\pm}(\theta) = \frac{1}{\sqrt{2}} \begin{pmatrix} \pm Z^{\frac{1}{4}} \\ Z^{-\frac{1}{4}} \end{pmatrix} \quad \text{and} \quad \mathbf{X}_{\pm}(\theta) = \frac{1}{\sqrt{2}} \begin{pmatrix} \pm Z^{-\frac{1}{4}} \\ Z^{\frac{1}{4}} \end{pmatrix}. \quad (\text{B6})$$

Using the polar representation  $z = \rho e^{i\theta}$  around the EP, we find

$$Z(\theta) = \frac{G_+}{G_-} \left( \frac{\Delta S}{\rho} e^{-i\theta} + 1 \right). \quad (\text{B7})$$

Let us assume that  $S_R$  can be varied smoothly along a  $\rho$ -radius loop that encloses only  $S_{EP}$  ( $\rho < |\Delta S|$ ). Then, we find

$$Z^{1/4}(\theta = 2\pi) = -i Z^{1/4}(\theta = 0), \quad (\text{B8})$$

so that the eigenstates, which meet the condition of parallel transport  $\mathbf{Y}_{\pm} \cdot \nabla_{\theta} \mathbf{X}_{\pm} = 0$ , change as follows:

$$\begin{cases} \mathbf{X}_{\pm}(2\pi) = -i \mathbf{X}_{\pm}(0) \\ \mathbf{X}_{\pm}(4\pi) = -1 \mathbf{X}_{\pm}(0) \\ \mathbf{X}_{\pm}(6\pi) = +i \mathbf{X}_{\pm}(0) \\ \mathbf{X}_{\pm}(8\pi) = +1 \mathbf{X}_{\pm}(0) \end{cases}. \quad (\text{B9})$$

Thus, we expect the two eigenstates to swap after one loop, to pick up a geometrical Berry phase  $\pi$  after two loops, and then come the eigenstates come back onto the initial states without any geometrical phase only after four loops. The eigenstate swap comes from the multivaluation of the eigenstates around the EP. The fourfold multivaluation results from the complex fourth root in the parallel-transported eigenstates in Eq. (B6).

Note that if the loop encircles the two exceptional points ( $\rho > |\Delta S|$ ), one can choose single-valued eigenstates along the loop, so that  $\mathbf{X}_{\pm}(2\pi n) = \mathbf{X}_{\pm}(0)$  for any integer  $n$ . The eigenstates neither pick a geometrical phase nor swap in this case.

## 3. Eigenmode polarization

The instantaneous eigenstates obey the Schrödinger-like equation  $i\dot{\mathbf{X}}(t)_{\pm} = H' \mathbf{X}_{\pm}(t)$ , and so  $\mathbf{X}_{\pm}(t) = x_{\pm}(0) e^{-i\lambda_{\pm} t} \mathbf{X}_{\pm}$ . In real space, the mechanical eigenmodes evolve in time as

$$\begin{aligned} x_{\pm}(t) &= 2\text{Re} \left[ U^{\dagger} \mathbf{X}_{\pm}(t) \right] \\ &= x_{\pm}(0) \text{Re} \begin{pmatrix} e^{-i\lambda_{\pm} t} e^{i\frac{\pi}{4}} (Z^{\frac{1}{4}} \pm Z^{-\frac{1}{4}}) \\ -i e^{-i\lambda_{\pm} t} e^{i\frac{\pi}{4}} (Z^{\frac{1}{4}} \mp Z^{-\frac{1}{4}}) \end{pmatrix}. \end{aligned} \quad (\text{B10})$$

We can ignore the overall phase shift of  $\pi/4$  and rewrite it as

$$x_{\pm}(t) = x_{\pm}(0) e^{-\Gamma_{\pm} t} \begin{pmatrix} a_{\pm} \cos(\Omega_{\pm} t + \phi_{\pm}) \\ a_{\mp} \sin(\Omega_{\pm} t + \phi_{\mp}) \end{pmatrix}. \quad (\text{B11})$$

The amplitudes and the phases of the oscillations depend on the polar angle  $\theta$  around the EP through

$$\begin{aligned} a_{\pm} &= |Z^{\frac{1}{4}} \pm Z^{-\frac{1}{4}}| \\ \phi_{\pm} &= \text{Arg}[Z^{\frac{1}{4}} \pm Z^{-\frac{1}{4}}], \end{aligned} \quad (\text{B12})$$

where  $Z$  has been introduced in Eq. (B7). In particular, if  $S_R$  varies on a clockwise-oriented loop around  $S_{EP}$ , the multivaluation in Eq. (B8) requires the amplitudes and the phases of the oscillations to vary as

$$\begin{aligned} a_{\pm}(-2\pi) &= a_{\mp}(0) \\ \phi_{\pm}(-2\pi) &= \phi_{\mp}(0) + \frac{\pi}{2}. \end{aligned} \quad (\text{B13})$$

In addition, Eq. (B11) is the parametric equation of a rotated (damped) ellipse. To make it explicit, we introduce a counter-clockwise rotation matrix of angle  $\varphi$ , namely

$$R(\varphi) = \begin{pmatrix} \cos \varphi & -\sin \varphi \\ \sin \varphi & \cos \varphi \end{pmatrix}, \quad (\text{B14})$$

so that

$$\begin{pmatrix} a_{\pm} \cos(\Omega_{\pm} t + \phi_{\pm}) \\ a_{\mp} \sin(\Omega_{\pm} t + \phi_{\mp}) \end{pmatrix} = R(\varphi) \begin{pmatrix} \alpha \cos(\omega_{\pm} t) \\ \beta \sin(\omega_{\pm} t) \end{pmatrix}. \quad (\text{B15})$$

This straightforwardly leads to the following equalities:

$$\begin{aligned} a_+ \cos(\phi_+) &= \alpha \cos(\varphi) \\ a_+ \sin(\phi_+) &= \beta \sin(\varphi) \\ a_- \cos(\phi_-) &= \beta \cos(\varphi) \\ a_- \sin(\phi_-) &= \alpha \sin(\varphi). \end{aligned} \quad (\text{B16})$$

Along with Eq. (B13), this implies that if  $S_R$  varies on a clockwise-oriented loop around  $S_{EP}$  from  $\theta = 0$  to  $\theta = -2\pi$ ,

$$\begin{aligned} \alpha(-2\pi) \cos(\varphi(-2\pi)) &= \alpha(0) \cos(\varphi(0) + \pi/2) \\ \alpha(-2\pi) \sin(\varphi(-2\pi)) &= \alpha(0) \sin(\varphi(0) + \pi/2), \end{aligned} \quad (\text{B17})$$

and we find similar relations for  $\beta$ . This demonstrates that the semiaxes  $\alpha$  and  $\beta$  have undergone a  $\pi/2$  rotation at the end of the loop, albeit their lengths remain unchanged.

Therefore, the mechanical oscillations of the two eigenmodes have elliptical polarizations in real space,

$$x_{\pm}(t) = x_{\pm}(0) e^{-\Gamma_{\pm} t} R(\varphi) \begin{pmatrix} \alpha \cos(\Omega_{\pm} t) \\ \beta \sin(\Omega_{\pm} t) \end{pmatrix}. \quad (\text{B18})$$

The  $\varphi$  rotation of the polarization semiaxes  $\alpha$  and  $\beta$  is controlled by the polar angle  $\theta$  around the EP in parameter space. This behavior is illustrated in Fig. 3(d). If the distance  $\rho$  to the EP vanishes, then  $a_+ \simeq a_-$  and  $\phi_+ \simeq \phi_-$  according to Eq. (B12). The ellipse excentricity vanishes ( $\alpha \simeq \beta$ ) and the two mechanical eigenmodes coalesce into a single circularly polarized mode. This is shown in Fig. 3(e).

### Appendix C: Frequency modulation of the TLS drive

We start from the effective Hamiltonian of the driven TLS,

$$\tilde{H}_{\text{TLS}}(t) = \begin{pmatrix} \delta(t)/2 - g x(t) & \Omega_L/2 \\ \Omega_L/2 & -\delta(t)/2 + g x(t) \end{pmatrix}. \quad (\text{C1})$$

The luminescence excitation spectrum scales linearly with the excited-state population of the TLS. The equations of motion for the reduced density matrix components  $\sigma_{12} = \sigma_{21}^*$  and  $\sigma_{22} = 1 - \sigma_{11}$  are obtained from  $\hat{H}_{\text{TLS}}$  within the Born-Markov approximation. They correspond to the usual optical Bloch equations,

$$\begin{cases} \dot{\sigma}_{12} = -i[\delta(t) - 2gx(t) - i\Gamma/2]\sigma_{12} - i\Omega_L(2\sigma_{22} - 1)/2 \\ \dot{\sigma}_{22} = \Omega_L \text{Im} \sigma_{12} - \Gamma\sigma_{22} \end{cases} . \quad (\text{C2})$$

They can be rewritten as

$$\begin{cases} \frac{dX}{d\tau} = -i[D(\tau) - i/2]X - i\epsilon[Y - 1/2] \\ \frac{dY}{d\tau} = -Y + \epsilon \text{Im} X \end{cases} . \quad (\text{C3})$$

where we have introduced  $X = \sigma_{12} = \sigma_{21}^*$ ,  $Y = \sigma_{22} = 1 - \sigma_{11}$ ,  $\tau = \Gamma t$ , and  $\epsilon = \Omega_L/\Gamma$ . We then look for perturbative solutions of the type  $X = \sum_n \epsilon^n X_n$  and  $Y = \sum_n \epsilon^n Y_n$  in the limit  $\epsilon \ll 1$ .

### 1. Order n=0

The Bloch equations lead to

$$\begin{cases} \frac{dX_0}{d\tau} = -i[D(\tau) - i/2]X_0 \\ \frac{dY_0}{d\tau} = -Y_0 \end{cases} , \quad (\text{C4})$$

and the solutions generically read

$$\begin{cases} X_0 = X_0(\tau_0) e^{-i(\tau-\tau_0)/2 - i \int_{\tau_0}^{\tau} D(\tau') d\tau'} \\ Y_0 = Y_0(\tau_0) e^{-(\tau-\tau_0)} \end{cases} ,$$

In the limit  $\tau_0 \rightarrow -\infty$ , they reduce to

$$\begin{cases} \lim_{\tau_0 \rightarrow -\infty} X_0 = 0 \\ \lim_{\tau_0 \rightarrow -\infty} Y_0 = 0 \end{cases} . \quad (\text{C5})$$

### 2. Order n=1

The Bloch equations lead to

$$\begin{cases} \frac{dX_1}{d\tau} = -i[D(\tau) - i/2]X_1 - i[Y_0 - 1/2] \\ \frac{dY_1}{d\tau} = -Y_1 + \text{Im} X_0 \end{cases} , \quad (\text{C6})$$

and the solutions generically read

$$\begin{cases} X_1 = X_1(0) e^{-i(\tau-\tau_0)/2 - i \int_{\tau_0}^{\tau} D(\tau') d\tau'} - i \int_{\tau_0}^{\tau} d\tau' [Y_0(\tau') - 1/2] e^{i(\tau'-\tau)/2 + i \int_{\tau'}^{\tau} D(\tau'') d\tau''} \\ Y_1 = Y_1(0) e^{-(\tau-\tau_0)} + \int_{\tau_0}^{\tau} d\tau' \text{Im} X_0(\tau') e^{(\tau'-\tau)} \end{cases} . \quad (\text{C7})$$

In the limit  $\tau_0 \rightarrow -\infty$ , they reduce to

$$\begin{cases} \lim_{\tau_0 \rightarrow -\infty} X_1 = i/2 \int_{-\infty}^{\tau} d\tau' e^{i(\tau'-\tau)/2 + i \int_{\tau'}^{\tau} D(\tau'') d\tau''} \\ \lim_{\tau_0 \rightarrow -\infty} Y_1 = 0 \end{cases} . \quad (\text{C8})$$

### 3. Order n=2

The Bloch equations lead to

$$\begin{cases} \frac{dX_2}{d\tau} = -i[D(\tau) - i/2]X_2 - iY_1 \\ \frac{dY_2}{d\tau} = -Y_2 + \text{Im} X_1 \end{cases} , \quad (\text{C9})$$

and the solutions generically read

$$\begin{cases} X_2 = X_2(0) e^{-(\tau-\tau_0)2-i \int_{\tau_0}^{\tau} d\tau' D(\tau')} - i \int_{\tau_0}^{\tau} d\tau' Y_1(\tau') e^{(\tau'-\tau)/2+i \int_{\tau'}^{\tau} d\tau'' D(\tau'')} \\ Y_2 = Y_2(0) e^{-(\tau-\tau_0)} + \int_{\tau_0}^{\tau} d\tau' \text{Im} X_1(\tau') e^{(\tau'-\tau)} \end{cases} \quad (\text{C10})$$

In the limit  $\tau_0 \rightarrow -\infty$ , they reduce to

$$\begin{cases} \lim_{\tau_0 \rightarrow -\infty} X_2 = -i \int_{-\infty}^{\tau} d\tau' Y_1(\tau') e^{(\tau'-\tau)/2+i \int_{\tau'}^{\tau} d\tau'' D(\tau'')} \\ \lim_{\tau_0 \rightarrow -\infty} Y_2 = \int_{-\infty}^{\tau} d\tau' \text{Im} X_1(\tau') e^{(\tau'-\tau)} \end{cases} \quad (\text{C11})$$

At the end of the loop around the EP, either the flexural modes have gotten exchanged or they have not. In both cases, the flexural dynamics is of the type  $x(t) = Ae^{-\gamma_i t} \cos(\omega_i t + \phi_i)$ . From now on, we consider  $\phi_i = 0$ , which fixes an arbitrary origin of time. The luminescence excitation spectrum scales linearly with

$$\begin{aligned} \sigma_{22}(t) &\simeq \epsilon^2 Y_2(t) \\ &\simeq \frac{\Omega_L^2}{2} e^{-\Gamma t} \text{Re} \int_{-\infty}^t dt_1 e^{(\frac{\Gamma}{2}-i\delta)t_1 - i\beta_\lambda \sin(\omega_\lambda t_1 + \phi_\lambda)} \int_{-\infty}^{t_1} dt_2 e^{(\frac{\Gamma}{2}+i\delta)t_2 + i\beta_\lambda \sin(\omega_\lambda t_2 + \phi_\lambda)} e^{-i2g \int_{t_1}^{t_2} dt_3 x(t_3)}, \end{aligned} \quad (\text{C12})$$

where  $\beta_\lambda = a_\lambda/\omega_\lambda$ , and we introduce the dimensionless parameter  $\beta = 2gA/\omega_i$ . In the limit  $\beta \ll 1$ , the luminescence excitation spectrum can be approximated by

$$\sigma_{22}(t) \simeq \frac{\Omega_L^2}{4} \sum_{m,n} J_m(\beta_\lambda) J_n(\beta_\lambda) \text{Re}[e^{-i(m-n)\phi_\lambda} (A_0 + A_1 - A_2 - A_3 + A_4)] \quad (\text{C13})$$

where the sum involves positive and negative values of the integers  $m$  and  $n$ . In addition,  $J_k$  denotes the  $k$ th-order Bessel function of the first kind, and

$$\begin{aligned} A_0 &= \frac{e^{-i(m-n)\omega_\lambda t}}{(\delta + n\omega_\lambda - i\frac{\Gamma}{2})((m-n)\omega_\lambda + i\Gamma)} \\ A_1 &= \beta(1 - i\frac{\gamma_i}{\omega_i}) \frac{e^{[-i(m-n)\omega_\lambda + i\omega_i - \gamma_i]t}}{(\delta + n\omega_\lambda - i\frac{\Gamma}{2})((m-n)\omega_\lambda - \omega_i + i\Gamma)} \\ A_2 &= \beta(1 - i\frac{\gamma_i}{\omega_i}) \frac{e^{[-i(m-n)\omega_\lambda + i\omega_i - \gamma_i]t}}{(\delta + n\omega_\lambda + \omega_i - i\frac{\Gamma}{2})((m-n)\omega_\lambda - \omega_i + i\Gamma)} \\ A_3 &= \beta(1 + i\frac{\gamma_i}{\omega_i}) \frac{e^{[-i(m-n)\omega_\lambda - i\omega_i - \gamma_i]t}}{(\delta + n\omega_\lambda - i\frac{\Gamma}{2})((m-n)\omega_\lambda + \omega_i + i\Gamma)} \\ A_4 &= \beta(1 + i\frac{\gamma_i}{\omega_i}) \frac{e^{[-i(m-n)\omega_\lambda - i\omega_i - \gamma_i]t}}{(\delta + n\omega_\lambda - \omega_i - i\frac{\Gamma}{2})((m-n)\omega_\lambda + \omega_i + i\Gamma)}. \end{aligned} \quad (\text{C14})$$

The term  $A_0$  does not depend on  $\beta$  and describes the luminescence excitation spectrum in the absence of electromechanical coupling. We focus on  $\Delta\sigma_{22} = \sigma_{22}|_{g \neq 0} - \sigma_{22}|_{g=0}$ . We can then accumulate the luminescence over time, which results in

$$\int_0^\infty dt \Delta\sigma_{22}(t) \simeq \beta \frac{\Omega_L^2}{4} \sum_{m,n} J_m(\beta_\lambda) J_n(\beta_\lambda) \text{Re}[ie^{-i(m-n)\phi_\lambda} (B_1 - B_2 - B_3 + B_4)] \quad (\text{C15})$$

where

$$\begin{aligned} B_1 &= (1 - i\frac{\gamma_i}{\omega_i}) \frac{\delta + n\omega_\lambda + i\Gamma/2}{(\delta + n\omega_\lambda)^2 + (\Gamma/2)^2} \frac{(m-n)\omega_\lambda - \omega_i - i\Gamma}{((m-n)\omega_\lambda - \omega_i)^2 + \Gamma^2} \frac{(m-n)\omega_\lambda - \omega_i + i\gamma_i}{((m-n)\omega_\lambda - \omega_i)^2 + \gamma_i^2} \\ B_2 &= (1 - i\frac{\gamma_i}{\omega_i}) \frac{\delta + n\omega_\lambda + \omega_i + i\Gamma/2}{(\delta + n\omega_\lambda + \omega_i)^2 + (\Gamma/2)^2} \frac{(m-n)\omega_\lambda - \omega_i - i\Gamma}{((m-n)\omega_\lambda - \omega_i)^2 + \Gamma^2} \frac{(m-n)\omega_\lambda - \omega_i + i\gamma_i}{((m-n)\omega_\lambda - \omega_i)^2 + \gamma_i^2} \\ B_3 &= (1 + i\frac{\gamma_i}{\omega_i}) \frac{\delta + n\omega_\lambda + i\Gamma/2}{(\delta + n\omega_\lambda)^2 + (\Gamma/2)^2} \frac{(m-n)\omega_\lambda + \omega_i - i\Gamma}{((m-n)\omega_\lambda + \omega_i)^2 + \Gamma^2} \frac{(m-n)\omega_\lambda + \omega_i + i\gamma_i}{((m-n)\omega_\lambda + \omega_i)^2 + \gamma_i^2} \\ B_4 &= (1 + i\frac{\gamma_i}{\omega_i}) \frac{\delta + n\omega_\lambda - \omega_i + i\Gamma/2}{(\delta + n\omega_\lambda - \omega_i)^2 + (\Gamma/2)^2} \frac{(m-n)\omega_\lambda + \omega_i - i\Gamma}{((m-n)\omega_\lambda + \omega_i)^2 + \Gamma^2} \frac{(m-n)\omega_\lambda + \omega_i + i\gamma_i}{((m-n)\omega_\lambda + \omega_i)^2 + \gamma_i^2}. \end{aligned} \quad (\text{C16})$$



Every term  $B_k$  consists of a product of three Lorentzian functions. The last one, which has the smallest width  $\gamma_i (\ll \Gamma)$ , results from the interferences due to the frequency modulation. It describes narrow luminescence peaks of width  $\gamma_i$  every time the condition  $(m-n)\omega_\lambda = \omega_i$  is fulfilled. For the typical values of the parameters that we are considering here, the nearly-degenerate flexural frequencies verify  $|\omega_1 - \omega_2| \ll \gamma_0$ , so the two modes should be well resolved through the interference peaks in experiments.

We can further estimate the characteristic amplitude of the interference peaks. We consider that the laser frequency is modulated around the resonance ( $\delta = 0$ ), where the two flexural modes are not coupled. The interference condition reads  $(m-n)\omega_\lambda = \omega_i$  and requires  $m \neq n$ . The main contribution in Eq. (C15) involves the zeroth-order Bessel function, and  $m$  and  $n$  have to be as small as possible. Thus, the main contributions when  $\omega_\lambda = \omega_i$  arise from  $B_1$  for  $(m, n) = (1, 0)$ ,  $B_2$  for  $(m, n) = (0, -1)$ ,  $B_3$  for  $(m, n) = (-1, 0)$ , and  $B_4$  for  $(m, n) = (0, 1)$ . This leads to a peak of amplitude

$$\int_0^\infty dt \Delta\sigma_{22}(t) \simeq -J_0(\beta_\lambda)J_1(\beta_\lambda) \left( \cos \phi_\lambda - \frac{\gamma_i}{\omega_i} \sin \phi_\lambda \right) \frac{\beta}{\gamma_i} \left( \frac{\Omega_L}{\Gamma} \right)^2. \quad (\text{C17})$$

This explains the two interference peaks centered on the mechanical frequencies  $\omega_1$  and  $\omega_2$  in Fig. 6(b).

- 
- <sup>1</sup> A. A. Clerk, M. H. Devoret, S. M. Girvin, F. Marquardt, and R. J. Schoelkopf, *Reviews of Modern Physics* **82**, 1155 (2010).
- <sup>2</sup> M. Poot and H. S. van der Zant, *Physics Reports* **511**, 273 (2012).
- <sup>3</sup> M. Aspelmeyer, T. J. Kippenberg, and F. Marquardt, *Reviews of Modern Physics* **86**, 1391 (2014).
- <sup>4</sup> H. B. Chan, V. A. Aksyuk, R. N. Kleiman, D. J. Bishop, and F. Capasso, *Science* **291**, 1941 (2001).
- <sup>5</sup> D. Rugar, R. Budakian, H. Mamin, and B. Chui, *Nature (London)* **430**, 329 (2004).
- <sup>6</sup> B. Lassagne, D. Garcia-Sanchez, A. Aguasca, and A. Bachtold, *Nano letters* **8**, 3735 (2008).
- <sup>7</sup> J. Chaste, A. Eichler, J. Moser, G. Ceballos, R. Rurali, and A. Bachtold, *Nature nanotechnology* **7**, 301 (2012).
- <sup>8</sup> J. Moser, J. Güttinger, A. Eichler, M. J. Esplandiú, D. Liu, M. Dykman, and A. Bachtold, *Nature nanotechnology* **8**, 493 (2013).
- <sup>9</sup> B. P. Abbott, R. Abbott, T. Abbott, M. Abernathy, F. Acernese, K. Ackley, C. Adams, T. Adams, P. Addesso, R. Adhikari, *et al.*, *Physical review letters* **116**, 061102 (2016).
- <sup>10</sup> W. G. Conley, A. Raman, C. M. Krousgrill, and S. Mohammadi, *Nano letters* **8**, 1590 (2008).
- <sup>11</sup> A. Eichler, M. del Álamo Ruiz, J. A. Plaza, and A. Bachtold, *Physical review letters* **109**, 025503 (2012).
- <sup>12</sup> M. Zhang, G. S. Wiederhecker, S. Manipatruni, A. Barnard, P. McEuen, and M. Lipson, *Physical review letters* **109**, 233906 (2012).
- <sup>13</sup> T. Antoni, K. Makles, R. Braive, T. Briant, P.-F. Cohadon, I. Sagnes, I. Robert-Philip, and A. Heidmann, *Europhys. Lett.* **100**, 68005 (2013).
- <sup>14</sup> T. Faust, J. Rieger, M. J. Seitner, J. P. Kotthaus, and E. M. Weig, *Nature Physics* **9**, 485 (2013).
- <sup>15</sup> A. B. Shkarin, N. E. Flowers-Jacobs, S. W. Hoch, A. D. Kashkanova, C. Deutsch, J. Reichel, and J. G. E. Harris, *Physical review letters* **112**, 013602 (2014).
- <sup>16</sup> A. Gloppe, P. Verlot, E. Dupont-Ferrier, A. Siria, P. Poncharal, G. Bachelier, P. Vincent, and O. Arcizet, *Nature nanotechnology* **9**, 920 (2014).
- <sup>17</sup> D. Cadeddu, F. Braakman, G. Tütüncüoğlu, F. Matteini, D. Ruffer, A. Fontcuberta i Morral, and M. Poggio, *Nano letters* **16**, 926 (2016).
- <sup>18</sup> L. M. de Lépinay, B. Pigeau, B. Besga, P. Vincent, P. Poncharal, and O. Arcizet, *Nature Nanotechnology* **12**, 156 (2017).
- <sup>19</sup> N. Rossi, F. R. Braakman, D. Cadeddu, D. Vasyukov, G. Tütüncüoğlu, A. F. i Morral, and M. Poggio, *Nature Nanotechnology* **12**, 150 (2017).
- <sup>20</sup> S. De Bonis, C. Urgell, W. Yang, C. Samanta, A. Noury, J. Vergara-Cruz, Q. Dong, Y. Jin, and A. Bachtold, *Nano Letters* **18**, 5324 (2018).
- <sup>21</sup> A. Mondragón and E. Hernández, *Journal of Physics A: Mathematical and General* **29**, 2567 (1996).
- <sup>22</sup> W. Heiss, *The European Physical Journal D-Atomic, Molecular, Optical and Plasma Physics* **7**, 1 (1999).
- <sup>23</sup> M. V. Berry, *Czechoslovak journal of physics* **54**, 1039 (2004).
- <sup>24</sup> J. Höller, N. Read, and J. Harris, *arXiv preprint arXiv:1809.07175* (2018).
- <sup>25</sup> H. Xu, D. Mason, L. Jiang, and J. Harris, *Nature (London)* **537**, 80 (2016).
- <sup>26</sup> A. D. O'Connell, M. Hofheinz, M. Ansmann, R. C. Bialczak, M. Lenander, E. Lucero, M. Neeley, D. Sank, H. Wang, M. Weides, *et al.*, *Nature (London)* **464**, 697 (2010).
- <sup>27</sup> J. J. Viennot, X. Ma, and K. W. Lehnert, *Phys. Rev. Lett.* **121**, 183601 (2018).
- <sup>28</sup> I. Yeo, P.-L. De Assis, A. Gloppe, E. Dupont-Ferrier, P. Verlot, N. S. Malik, E. Dupuy, J. Claudon, J.-M. Gérard, A. Auffèves, *et al.*, *Nature nanotechnology* **9**, 106 (2014).
- <sup>29</sup> P.-L. de Assis, I. Yeo, A. Gloppe, H. A. Nguyen, D. Tumanov, E. Dupont-Ferrier, N. S. Malik, E. Dupuy, J. Claudon, J.-M. Gérard, *et al.*, *Physical review letters* **118**, 117401 (2017).
- <sup>30</sup> V. Puller, B. Lounis, and F. Pistolesi, *Physical review letters* **110**, 125501 (2013).
- <sup>31</sup> F. Pistolesi, *Physical Review A* **97**, 063833 (2018).
- <sup>32</sup> P. Ouartchaiyapong, K. W. Lee, B. A. Myers, and A. C. B. Jayich, *Nature Communications* **5**, 4429 EP (2014).
- <sup>33</sup> B. Lounis, F. Jelezko, and M. Orrit, *Physical review letters* **78**, 3673 (1997).
- <sup>34</sup> C. Brunel, B. Lounis, P. Tamarat, and M. Orrit, *Physical review letters* **81**, 2679 (1998).
- <sup>35</sup> A. Moradi, Z. RistanoviÄ, M. Orrit, I. DeperasiÅska, and B. Kozankiewicz, *ChemPhysChem* **20**, 55 (2019).
- <sup>36</sup> I. Tsioutsios, A. Tavernarakis, J. Osmond, P. Verlot, and A. Bachtold, *Nano letters* **17**, 1748 (2017).
- <sup>37</sup> R. C. Smith, D. C. Cox, and S. R. P. Silva, *Applied Physics Letters* **87**, 103112 (2005).
- <sup>38</sup> A. Clerk, *Physical Review B* **70**, 245306 (2004).

- <sup>39</sup> A. N. Cleland, *Foundations of Nanomechanics: From Solid-State Theory to Device Applications* (Springer Science & Business Media, New York, 2013).
- <sup>40</sup> R. Uzdin, A. Mailybaev, and N. Moiseyev, *Journal of Physics A: Mathematical and Theoretical* **44**, 435302 (2011).
- <sup>41</sup> M. Berry and R. Uzdin, *Journal of Physics A: Mathematical and Theoretical* **44**, 435303 (2011).
- <sup>42</sup> T. J. Milburn, J. Doppler, C. A. Holmes, S. Portolan, S. Rotter, and P. Rabl, *Physical Review A* **92**, 052124 (2015).
- <sup>43</sup> N. A. Mortensen, P. Gonçalves, M. Khajavikhan, D. N. Christodoulides, C. Tserkezis, and C. Wolff, *Optica* **5**, 1342 (2018).
- <sup>44</sup> H.-K. Lau and A. A. Clerk, *Nature communications* **9**, 1 (2018).
- <sup>45</sup> M. Zhang, W. Sweeney, C. W. Hsu, L. Yang, A. D. Stone, and L. Jiang, *Physical review letters* **123**, 180501 (2019).
- <sup>46</sup> M. Naghiloo, M. Abbasi, Y. N. Joglekar, and K. Murch, *Nature Physics* **15**, 1232 (2019).
- <sup>47</sup> A. U. Hassan, G. L. Galmiche, G. Harari, P. LiKamWa, M. Khajavikhan, M. Segev, and D. N. Christodoulides, *Physical Review A* **96**, 069908(E) (2017).
- <sup>48</sup> C. W. Gardiner and H. Haken, *Quantum Noise*, Vol. 2 (Springer, Berlin, 1991).
- <sup>49</sup> J. Dalibard, Y. Castin, and K. Mølmer, *Physical review letters* **68**, 580 (1992).
- <sup>50</sup> F. W. J. Hekking and J. P. Pekola, *Physical review letters* **111**, 093602 (2013).