

# Two-Pomeron eikonal approximation for the high-energy elastic diffractive scattering of nucleons

A.A. Godizov\*

*A.A. Logunov Institute for High Energy Physics,  
NRC “Kurchatov Institute”, 142281 Protvino, Russia*

## Abstract

It is demonstrated that the elastic diffractive scattering of nucleons at collision energies higher than 540 GeV and transferred momenta lower than 2 GeV, including the Coulomb-nuclear interference region, can be described in the framework of a very simple Regge-eikonal model where the eikonal is just a sum of two supercritical Regge pole terms. The predictive value of the proposed approximation is verified.

## 1. Introduction

During the last several decades, perturbative quantum chromodynamics (pQCD) confirmed its usefulness many times as a powerful theoretical tool in the sector of high energies and high transferred momenta of strongly interacting particles. However, at present, a very large part of hadron physics cannot be treated in the framework of this quantum-field model. Particularly, to describe quantitatively the elastic diffractive scattering (EDS) of nucleons at high values of the collision energy and low values of the transferred momentum, we have to use phenomenological models which are not based on any analytic approximations within QCD. The absence of a direct connection between these models and the fundamental theory of strong interaction very often reduces their predictive power. As a result, in 2011, many hadron diffraction models nicely described the available experimental data on the proton-(anti)proton EDS in the energy range from the ISR to Tevatron (with the collision energy increase in several tens of times), but failed completely to reproduce the behavior of the  $pp$  angular distribution in the region of the diffraction dip and nonforward peak at the LHC [1]. The discrepancy between the model predictions and the experimental data was so huge that it could lead to a justified conclusion about our total misunderstanding of the physical mechanisms of hadron diffraction (for detailed discussion, see a minireview in [2]).

Nonetheless, the fraction of EDS events in the total number of events at high-energy hadron colliders is so significant ( $\sim 25\%$  at the LHC) that we still strongly need to develop reliable phenomenological approaches which could help to interpret properly the results of the measurements in the high-energy hadron diffraction region. Of course, any model should be verifiable (and, certainly, discriminable) on the available and forthcoming experimental data.

---

\*E-mail: anton.godizov@gmail.com

All the modern models of EDS could be divided into two groups: those ones based on Regge theory [3] and the non-Reggeon models. The references to various Reggeon and non-Reggeon phenomenological schemes can be found in a recent review [4] and in the RPP [5]. The aim of this paper is to demonstrate the predictive value and reliability of the two-Pomeron eikonal approximation proposed earlier in [6]. It will be done via application to the new elastic scattering data sets produced recently by the TOTEM Collaboration [7].

## 2. The model

### 2.1. The strong interaction subamplitude

The physical content of the two-Pomeron eikonal approximation is very simple and transparent. In the kinematic range wherein the Coulomb interaction may be considered negligible, the eikonal for the high-energy EDS of nucleons can be represented as a sum of two supercritical Regge pole terms. The first term corresponds to exchange by the so-called soft Pomeron (SP). This interaction is the basic cause of the visible growth of the proton-proton total and elastic cross-sections at high energies. The second term corresponds to exchange by the hard Pomeron (HP), also known as the BFKL Pomeron. A detailed discussion of the considered model can be found in [6]. Below we just give a recipe for calculation of the EDS angular distributions in the framework of this approximation:

$$\begin{aligned} \frac{d\sigma}{dt} &= \frac{|T_N(s, t)|^2}{16\pi s^2}, \quad T_N(s, t) = 4\pi s \int_0^\infty d(b^2) J_0(b\sqrt{-t}) \frac{e^{2i\delta_N(s, b)} - 1}{2i}, \\ \delta_N(s, b) &= \frac{1}{16\pi s} \int_0^\infty d(-t) J_0(b\sqrt{-t}) [\delta_{\text{SP}}(s, t) + \delta_{\text{HP}}(s, t)] = \frac{1}{16\pi s} \int_0^\infty d(-t) J_0(b\sqrt{-t}) \times \\ &\times \left[ \xi_+(\alpha_{\text{SP}}(t)) g_{\text{SP}}^2(t) \pi \alpha'_{\text{SP}}(t) \left(\frac{s}{2s_0}\right)^{\alpha_{\text{SP}}(t)} + \xi_+(\alpha_{\text{HP}}(0)) \beta_{\text{HP}}(t) \left(\frac{s}{2s_0}\right)^{\alpha_{\text{HP}}(0)} \right], \end{aligned} \quad (1)$$

where  $s$  and  $t$  are the Mandelstam variables,  $b$  is the impact parameter,  $s_0 = 1 \text{ GeV}^2$ ,  $J_0(x)$  is the Bessel function,  $\alpha_{\text{SP}}(t)$  is the SP Regge trajectory,  $g_{\text{SP}}(t)$  is the SP coupling to nucleon,  $\alpha_{\text{HP}}(0)$  is the intercept of the HP Regge trajectory (it was argued in [6] why the  $t$ -dependence of  $\alpha_{\text{HP}}(t)$  is negligible in the region of EDS),  $\beta_{\text{HP}}(t) \equiv g_{\text{HP}}^2(t) \pi \alpha'_{\text{HP}}(t)$  is the HP Regge residue,  $\xi_+(\alpha) = \left(i + \tan \frac{\pi(\alpha-1)}{2}\right)$  are the signature factors for even Reggeons,  $\delta_N$  is the eikonal (Born amplitude), and  $T_N$  is the full amplitude related to strong interaction.

Parameter	Value
$\alpha_{\text{SP}}(0) - 1$	0.109
$\tau_a$	0.535 $\text{GeV}^2$
$g_{\text{SP}}(0)$	13.8 $\text{GeV}$
$a_g$	0.23 $\text{GeV}^{-2}$
$\beta_{\text{HP}}(0)$	0.08
$b$	1.5 $\text{GeV}^{-2}$
$\alpha_{\text{HP}}(0) - 1$	0.32 (FIXED)

Table 1: The parameter values for (2) obtained earlier [10, 6] via fitting to the elastic scattering data in the collision energy range  $546 \text{ GeV} \leq \sqrt{s} \leq 7 \text{ TeV}$ .

The HP intercept can be extracted from the data on the proton unpolarized structure function  $F_2^p(x, Q^2)$  [8] at high values of the incoming photon virtuality  $Q^2$  and low values of

the Bjorken scaling variable  $x$ :  $\alpha_{\text{HP}}(0) \approx 1.32$  [9]. In the region of low negative  $t$ , the unknown functions  $\alpha_{\text{SP}}(t)$ ,  $g_{\text{SP}}(t)$ , and  $\beta_{\text{HP}}(t)$  may be approximated with the help of the following simple test parametrizations [10, 6]:

$$\alpha_{\text{SP}}(t) = 1 + \frac{\alpha_{\text{SP}}(0) - 1}{1 - \frac{t}{\tau_a}}, \quad g_{\text{SP}}(t) = \frac{g_{\text{SP}}(0)}{(1 - a_g t)^2}, \quad \beta_{\text{HP}}(t) = \beta_{\text{HP}}(0) e^{bt}, \quad (2)$$

where the free parameters take on the values presented in Table 1.

Usage of essentially nonlinear parametrization for the SP Regge trajectory distinguishes the proposed model from other models [11]–[14] which exploit linear Regge trajectories. The main reason to presume a strongly nonlinear behavior of  $\alpha_{\text{SP}}(t)$  at  $t < 0$  is based on the assumption that in the region of extremely high transfers,  $\sqrt{-t} \gg 1$  TeV, any exchange by the SP turns into the exchange by two gluons. At asymptotically high energies, such perturbative amplitudes behave as  $T^{(gg)}(s, t) \sim T^{(\gamma\gamma)}(s, t) \sim s$  [15, 16, 17], what implies the following asymptotic relation:  $\lim_{t \rightarrow -\infty} \alpha_{\text{SP}}(t) = 1$ . A detailed discussion of why any hadron Regge trajectory must exhibit a nonlinear behavior at  $t < 0$  and how such a nonlinearity may be consistent with approximately linear behavior in the resonance region,  $t > 0$ , can be found in [18]. Unfortunately, at its current stage of development, QCD does not allow direct calculation of  $\alpha_{\text{SP}}(t)$ , as well as of  $g_{\text{SP}}(t)$  and  $\beta_{\text{HP}}(t)$ , in the nonperturbative region. As a consequence, one has to use some test parametrizations to approximate the unknown functions  $\alpha_{\text{SP}}(t)$ ,  $g_{\text{SP}}(t)$ , and  $\beta_{\text{HP}}(t)$  in the range of low negative  $t$ . In view of this fact, the author must emphasize that expressions (2) are just phenomenological. In particular, the true Regge trajectories of both the Pomerons have branching points at the two-pion threshold (for details, see chapter 3 in [3]) and have no poles on the physical sheet. Therefore, parametrizations (2) must be treated as phenomenological nonanalytic approximations to the true functions  $\alpha_{\text{SP}}(t)$ ,  $g_{\text{SP}}(t)$ , and  $\beta_{\text{HP}}(t)$  in the region  $t < 0$  only. They are absolutely invalid in the region  $\text{Re } t > 0$ . However, exploitation of such parametrizations is quite justified due to the above-mentioned fact that the exact analytic behavior of  $\alpha_{\text{SP}}(t)$ ,  $g_{\text{SP}}(t)$ , and  $\beta_{\text{HP}}(t)$  is still unknown.

## 2.2. The impact of electromagnetic interaction

To describe the EDS of protons in the region of Coulomb-nuclear interference we need to take account of electromagnetic interaction.

In the framework of the eikonal approach, the full amplitude of the proton-(anti)proton EDS in the coordinate representation has the following structure:

$$T(s, b) = \frac{e^{2i(\delta_C(s, b) + \delta_N(s, b))} - 1}{2i} = T_N(s, b) + \delta_C(s, b) + 2i T_N(s, b) \delta_C(s, b) + O(\alpha_e^2), \quad (3)$$

where  $\delta_C(s, b) \sim \alpha_e$  is the tree-level subamplitude of electromagnetic interaction, and  $\alpha_e$  is the fine structure constant.

At large enough values of the impact parameter, electromagnetic interaction dominates:  $|\delta_C(s, b)| \gg |T_N(s, b)|$  and, hence,  $T(s, b) \approx \delta_C(s, b)$ . In its turn, at small values of  $b$  the electromagnetic interaction of protons can be ignored:  $T(s, b) \approx T_N(s, b)$ . In the range  $3 \text{ fm} < b < 10 \text{ fm}$ , wherein  $|\delta_C(s, b)| \sim |T_N(s, b)|$ , we may ignore the third term in (3), because  $|T_N(s, b)| \ll 1$  in this region (the fast decrease of  $|T_N(s, b)|$  can be seen in Fig. 1), and, consequently, this term is negligible as compared with the first two.

Thus, finally, we come to the leading approximation of the full (electromagnetic + strong) amplitude in the entire kinematic range of EDS:

$$T(s, b) \approx \delta_C(s, b) + T_N(s, b), \quad \Rightarrow \quad T(s, t) \approx \delta_C(s, t) + T_N(s, t). \quad (4)$$

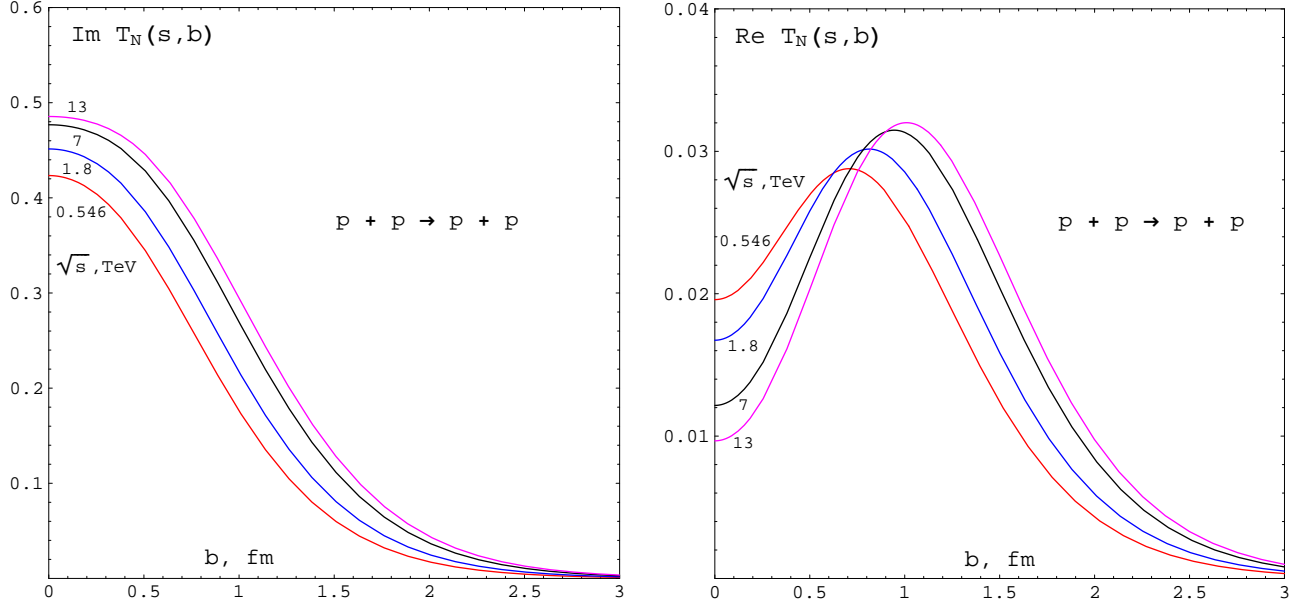


Figure 1: The imaginary and real parts of the strong interaction subamplitude  $T_N(s, b)$  at various values of the collision energy.

In other words, we neglect the Coulomb-nuclear interference in the amplitude level.

It should be noted here that such a negligibility is a model-dependent effect. In the framework of many models, the corresponding terms are expected to yield a significant contribution into the full amplitude (for detailed discussion, see, say, [19] and references therein).

In the transferred momentum range  $0 < \sqrt{-t} < 2$  GeV, the Coulomb term can be approximated by a simple expression

$$\delta_C(s, t) = \pm \frac{8\pi s \alpha_e}{t} F_E^2(t), \quad (5)$$

where  $F_E(t) = \left(1 - \frac{t}{0.71 \text{ GeV}^2}\right)^{-2}$  is the dipole electric form-factor of proton.

### 3. Verification of the model

#### 3.1. The model predictions *versus* the newest experimental data

To check the model efficiency, we need to compare the model predictions with the new data [7] on the proton-proton EDS at  $\sqrt{s} = 13$  TeV. The results of such a verification (without any refitting of the model parameters) are presented in Fig. 2.

The data description quality in terms of the method of least squares is  $\chi^2 = 1796$  over 428 points (the description quality in the range  $\sqrt{-t} < 0.1$  GeV is  $\chi^2 = 18$  over 25 points). Hereby, we observe a rather weak deviation of the model curve from the experimental data.<sup>1</sup>

The model predictions for the  $pp$  total cross-section and for  $\rho = \frac{\text{Re } T_N(s, 0)}{\text{Im } T_N(s, 0)}$  at  $\sqrt{s} = 13$  TeV are  $\sigma_{tot}^{model}(13 \text{ TeV}) \approx 109.4$  mb and  $\rho^{model}(13 \text{ TeV}) \approx 0.125$ , while the corresponding measured values are  $\sigma_{tot}(13 \text{ TeV}) = (110.5 \pm 2.4)$  mb and  $\rho(13 \text{ TeV}) = 0.10 \pm 0.01$  [7]. It should be

<sup>1</sup>It should be pointed out here that the exploited parametrizations (2) for  $\alpha_{SP}(t)$  and  $g_{SP}(t)$  allow one to obtain a satisfactory description of the exclusive photoproduction of light vector mesons [20] and the proton single diffractive dissociation [21] in the kinematic ranges where the impact of the hard Pomeron and secondary Reggeon exchanges is negligible as compared with the experimental uncertainties.

noted here that extraction of these quantities from the experimental angular distributions is a strongly model-dependent procedure.

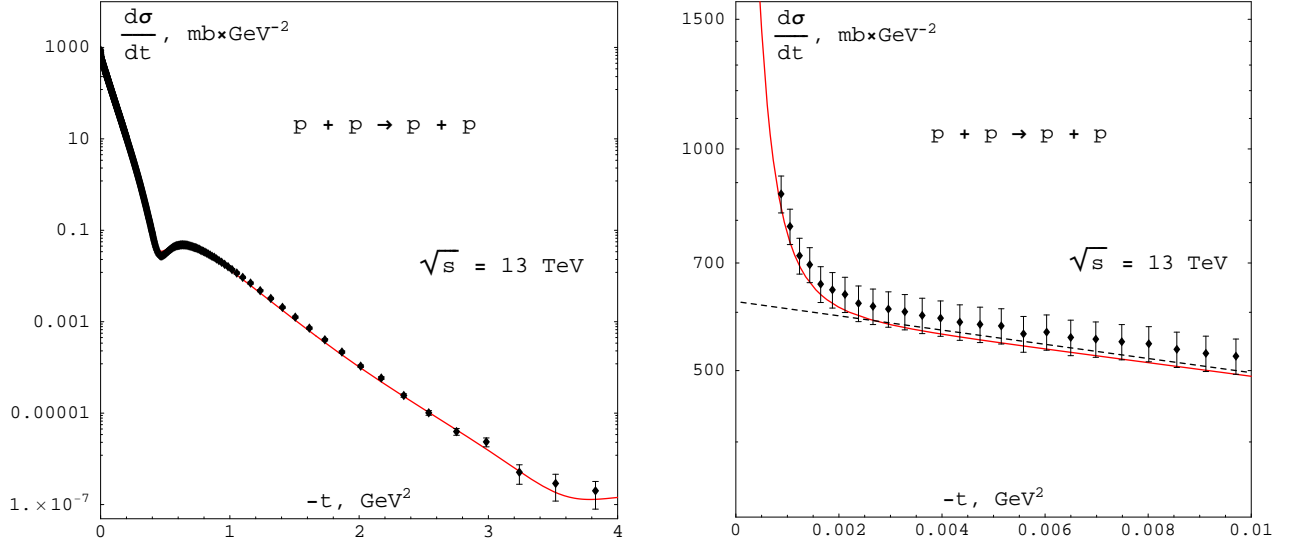


Figure 2: The predictions of the model [6] in the case  $\alpha_{\text{HP}}(0) - 1 = 0.32$  *versus* the TOTEM data at  $\sqrt{s} = 13$  TeV [7]. The dashed line corresponds to the approximation  $\delta_C(s, t) = 0$ .

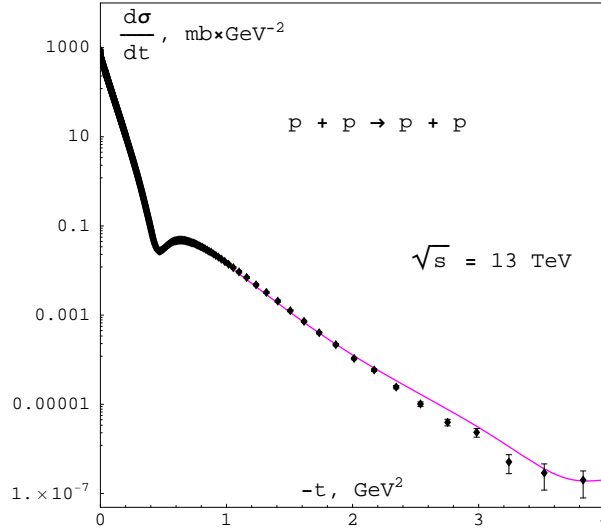


Figure 3: The prediction of the model [6] in the case  $\alpha_{\text{HP}}(0) - 1 = 0.44$  *versus* the TOTEM data at  $\sqrt{s} = 13$  TeV [7].

Concerning the sensitivity of the considered model with respect to the fixed value of the HP intercept, it should be noted here that if we put  $\alpha_{\text{HP}}(0) = 1.44$  and fit  $\beta_{\text{HP}}(t)$  to the data at 7 TeV of the collision energy (see Fig. 2 in [6]), then, at 13 TeV, we obtain the prediction for the  $pp$  angular distribution presented in Fig. 3. As we can see, at such a value of the HP intercept, the model demonstrates a noticeable overestimation of the observed  $d\sigma/dt$  in the region  $\sqrt{-t} > 1.5$  GeV. In other words, the proposed phenomenological scheme is quite sensitive to the value of  $\alpha_{\text{HP}}(0)$  and, thus, we may interpret the result presented in Fig. 2 as some model-dependent confirmation of the fact that the HP in the high-energy EDS of nucleons is the same supercritical Reggeon that governs the low- $x$  behavior of the proton unpolarized structure func-

tion  $F_2^p(x, Q^2)$  at high values of the incoming photon virtuality  $Q^2$  in deeply inelastic scattering of leptons on protons.

### 3.2. The results of refitting

The next step is to refit the model parameters to the enlarged set of data, exploiting the same parametrizations (2) for the unknown functions  $\alpha_{\text{SP}}(t)$ ,  $g_{\text{SP}}(t)$ , and  $\beta_{\text{HP}}(t)$  as in [6] (it is necessary for improvement of the description quality). The results are presented in Tables 2 and 3 and Fig. 4.

The main cause of the observed slight discrepancy between the model issues and the experimental data is, certainly, the stiffness of the used parametrizations for the SP Regge trajectory and the SP coupling to proton. More flexible parametrizations could result in a better description of the data, though one should keep in mind that the true analytic behavior of  $\alpha_{\text{SP}}(t)$ ,  $g_{\text{SP}}(t)$ , and  $\beta_{\text{HP}}(t)$  remains unknown. Nonetheless, the simplicity of test functions (2) makes them very attractive for usage in the region of low negative  $t$ , while the achieved quality of the description makes the model quite suitable for rough estimations and predictions of the nucleon-nucleon EDS observables at ultrahigh energies.

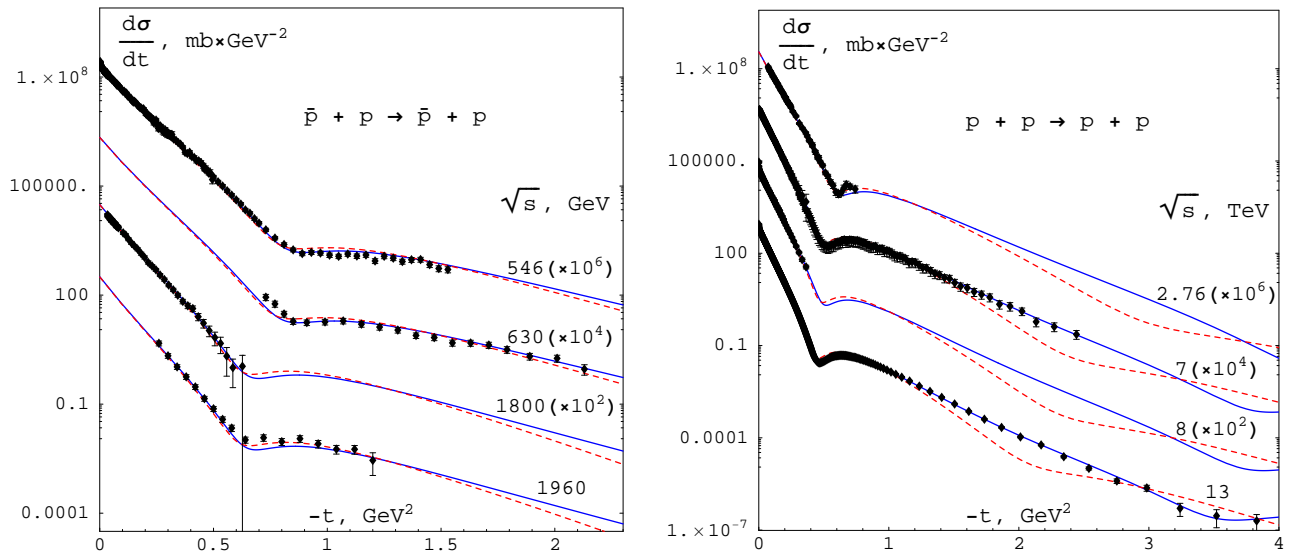


Figure 4: The differential cross-sections of nucleon-nucleon EDS at ultrahigh energies. The dashed lines correspond to the one-Pomeron eikonal approximation wherein the HP exchange contribution to the eikonal is ignored.

Another possible cause of the noticeable deviation of the model curves from the  $\bar{p}p$  scattering data at  $\sqrt{s} = 1.96$  TeV and  $0.6 \text{ GeV}^2 < -t < 0.9 \text{ GeV}^2$  and, in the same  $t$ -interval, from the  $pp$  scattering data at  $\sqrt{s} = 2.76$  TeV is the impact of exchanges by the Odderon (the  $C$ -odd counterpart of the SP). The Odderon exchange contribution is completely ignored in the framework of the considered two-Pomeron eikonal approximation. Although almost nobody doubts the existence of such a supercritical Reggeon which gives different contributions into the  $pp$  and  $\bar{p}p$  interactions, the significance of the Odderon exchanges at available energies is still a subject of discussion. For example, in the most known model of elastic diffractive scattering [11] the influence of the Odderon exchanges is considered to be negligible. On the contrary, the authors of paper [14] insist on the necessity to take account of the Odderon contribution. The scheme presented in [13] admits both the variants. In any case, the Odderon impact on

Parameter	Value
$\alpha_{\text{SP}}(0) - 1$	0.1055
$\tau_a$	0.572 GeV <sup>2</sup>
$g_{\text{SP}}(0)$	14.7 GeV
$a_g$	0.32 GeV <sup>-2</sup>
$\beta_{\text{HP}}(0)$	0.108
$b$	1.55 GeV <sup>-2</sup>
$\alpha_{\text{HP}}(0) - 1$	0.32 (FIXED)

Table 2: The parameter values for (2) obtained via fitting to the EDS data in the entire kinematic range  $\{546 \text{ GeV} \leq \sqrt{s} \leq 13 \text{ TeV}, \sqrt{-t} < 2 \text{ GeV}\}$ .

$\sqrt{s}$ , GeV	Number of points	$\chi^2$
546 ( $\bar{p}p$ ; UA4)	187	264
630 ( $\bar{p}p$ ; UA4)	19	34
1800 ( $\bar{p}p$ ; E710)	51	19
1960 ( $\bar{p}p$ ; D0)	17	24
2760 ( $pp$ ; TOTEM)	63	180
7000 ( $pp$ ; TOTEM, ATLAS)	205	323
8000 ( $pp$ ; TOTEM, ATLAS)	69	159
13000 ( $pp$ ; TOTEM)	428	982
<b>Total</b>	1039	1985

Table 3: The quality of the description of the data [1, 7, 22] on the EDS angular distributions.

the angular distributions of the high-energy elastic scattering of nucleons seems to be much more fine effect than the impact of the HP exchanges. At the LHC energies, ignoring of the HP contribution into the eikonal can lead to catastrophic divergence between the model curves and the data in the region  $-t > 1.5 \text{ GeV}^2$  (see Fig. 4).

## 4. Conclusion

In the light of the aforesaid, we may conclude that the two-Pomeron eikonal approximation successfully confirmed its predictive value and, thus, it can be considered as a simple and reliable phenomenological tool for qualitative description of the nucleon-nucleon EDS at ultra-high energies. As well, it was confirmed in the framework of the proposed model that the HP which has a crucial impact on the nucleon-nucleon diffraction pattern at the LHC energies and transferred momenta higher than 1 GeV is the same supercritical Reggeon which governs the low- $x$  evolution of the proton unpolarized structure function  $F_2^p(x, Q^2)$  in DIS at high values of the incoming photon virtuality. The test functions  $\alpha_{\text{SP}}(t)$  and  $g_{\text{SP}}(t)$  with the free parameter values fitted to the available data can be used in the framework of Reggeon models for more compound reactions, such as high-energy single diffractive dissociation (SDD) of nucleons or central exclusive production (CEP) of light neutral mesons.

# References

- [1] TOTEM Collaboration, Europhys. Lett. **95** (2011) 41001  
TOTEM Collaboration, Europhys. Lett. **101** (2013) 21002
- [2] A.A. Godizov, *arXiv*: 1203.6013v3 [hep-ph]
- [3] P.D.B. Collins, **An Introduction to Regge Theory & High Energy Physics**.  
Cambridge University Press 1977
- [4] L. Jenkovszky, R. Schicker, and I. Szanyi, Int. J. Mod. Phys. E **27** (2018) 1830005
- [5] M. Tanabashi *et al.* (Particle Data Group), Phys. Rev. D **98** (2018) 030001 (page 596)
- [6] A.A. Godizov, Phys. Rev. D **96** (2017) 034023
- [7] TOTEM Collaboration, Eur. Phys. J. C **79** (2019) 785  
TOTEM Collaboration, Eur. Phys. J. C **79** (2019) 861
- [8] [www.desy.de/h1zeus/combined\\_results](http://www.desy.de/h1zeus/combined_results)  
The H1 and ZEUS Collaborations, JHEP **1001** (2010) 109
- [9] A.A. Godizov, Nucl. Phys. A **927** (2014) 36
- [10] A.A. Godizov, Eur. Phys. J. C **75** (2015) 224
- [11] A. Donnachie and P.V. Landshoff, Phys. Lett. B **727** (2013) 500
- [12] O.V. Selyugin, Nucl. Phys. A **959** (2017) 116
- [13] V.A. Khoze, A.D. Martin, and M.G. Ryskin, Phys. Lett. B **784** (2018) 192
- [14] E. Martynov and B. Nicolescu, Eur. Phys. J. C **79** (2019) 461
- [15] H. Cheng and T.T. Wu, Phys. Rev. Lett. **22** (1969) 666
- [16] P.D.B. Collins and P.J. Kearney, Z. Phys. C **22** (1984) 277
- [17] R. Kirschner and L.N. Lipatov, Z. Phys. C **45** (1990) 477
- [18] A.A. Godizov and V.A. Petrov, JHEP **0707** (2007) 083
- [19] V.A. Petrov, Eur. Phys. J. C **78** (2018) 221
- [20] A.A. Godizov, Eur. Phys. J. C **76** (2016) 361
- [21] A.A. Godizov, Nucl. Phys. A **955** (2016) 228
- [22] UA4 Collaboration (M. Bozzo *et al.*), Phys. Lett. B **147** (1984) 385  
UA4 Collaboration (M. Bozzo *et al.*), Phys. Lett. B **155** (1985) 197  
UA4 Collaboration (D. Bernard *et al.*), Phys. Lett. B **198** (1987) 583  
UA4 Collaboration (D. Bernard *et al.*), Phys. Lett. B **171** (1986) 142  
E-710 Collaboration (N. Amos *et al.*), Phys. Lett. B **247** (1990) 127  
D0 Collaboration, Phys. Rev. D **86** (2012) 012009  
ATLAS Collaboration, Nucl. Phys. B **889** (2014) 486  
TOTEM Collaboration, Eur. Phys. J. C **76** (2016) 661  
ATLAS Collaboration, Phys. Lett. B **761** (2016) 158  
TOTEM Collaboration, Eur. Phys. J. C **80** (2020) 91