

Adaptive Weight Decay for Deep Neural Networks

Kensuke Nakamura, and Byung-Woo Hong*

Abstract—Regularization in the optimization of deep neural networks is often critical to avoid undesirable over-fitting leading to better generalization of model. One of the most popular regularization algorithms is to impose L_2 penalty on the model parameters resulting in the decay of parameters, called weight-decay, and the decay rate is generally constant to all the model parameters in the course of optimization. In contrast to the previous approach based on the constant rate of weight-decay, we propose to consider the residual that measures dissimilarity between the current state of model and observations in the determination of the weight-decay for each parameter in an adaptive way, called adaptive weight-decay (AdaDecay) where the gradient norms are normalized within each layer and the degree of regularization for each parameter is determined in proportional to the magnitude of its gradient using the sigmoid function. We empirically demonstrate the effectiveness of AdaDecay in comparison to the state-of-the-art optimization algorithms using popular benchmark datasets: MNIST, Fashion-MNIST, and CIFAR-10 with conventional neural network models ranging from shallow to deep. The quantitative evaluation of our proposed algorithm indicates that AdaDecay improves generalization leading to better accuracy across all the datasets and models.

Index Terms—Adaptive Regularization, Deep Learning, Neural Networks, Stochastic Gradient Descent, Weight-decay

I. INTRODUCTION

The deep neural network model consists of a nested architecture of layers where the number of parameters is in millions [1]–[7]. Due to its high degrees of freedom, the deep model can approximate linear and nonlinear functions; however it is always at risk of over-fitting to training data. Thus the deep neural network requires regularization techniques in training process in order to achieve generalization, resulting in a good prediction for unknown data.

Since the number of example data is also huge, the deep model is trained using the stochastic gradient descent (SGD) [1], [7]–[10] that updates parameters using a small subset of data (mini-batch) in combination with regularization techniques. A simple yet major regularization technique is, so-called, early stopping [11], [12] where the training process is terminated manually at a certain epoch before the validation loss increases. The noise injection techniques, e.g., the mini-batch procedure that induces noise to gradients [13] and the dropout that randomly zeros the activation of nodes [14], give implicit regularization effects for the training process. The weight-decay is an explicit regularization such that an additional penalty term is defined in the energy function and the regularization effect can be tuned by its coefficient. In contrast to the recent development of adaptive methods on

deep optimization, a constant weight-decay has been employed while it played an important role in both classic and modern deep neural networks [2], [12], [15], [16]. Layer-wise weight-decay was considered in [17], [18] but it is limited to classical neural networks without the skip-connection.

We propose an adaptive regularization method of weight-decay, called Adaptive Weight-Decay (AdaDecay), that varies in spatio-temporal domains during the training process and is beneficial to both shallow and deep neural network models. The proposed AdaDecay determines the weight-decay rate in parameter-wise at each optimization iteration using the magnitude of the loss gradient that measures the difference between the current state of the model with the mini-batch data. We normalize the gradient norm in each layer in order to make the algorithm independent to the model architecture and robust to hyper-parameter selection. We also present experimental results of the presented AdaDecay in comparison to the state-of-the-art optimization algorithms using major benchmark datasets on the image classification with shallow and deep networks, where our AdaDecay has overtakes the others in validation accuracy.

In the remaining of this paper we summarize the related studies with our contributions in Section II and then describe notations in Section III. We present AdaDecay in Section IV, followed by experimental results in Section V and conclusion in Section VI

II. RELATED WORK

Learning Rate Annealing: The stochastic gradient, calculated by a subset of data, gives a noise to gradient and provides an implicit regularization effect [13]. In SGD, parameters are updated by subtracting the gradient with the stochastic noise multiplied by the learning rate. The learning rate should shrink in order to reduce the noise and converge the algorithm. To this aim, a variety of learning rate annealing, e.g. exponential [19] and staircase [20], and the adaptive learning rates, e.g., AdaGrad [21], have been proposed. The sophisticated adaptive techniques, e.g., RMSprop [22] and Adam [23], enable parameter-wise control of the learning rates. The drawback of learning rate techniques on the regularization is that it reduces or increases both the step-size and the noise.

Dropout is another regularization technique that is in particular used with classical shallow networks. The dropout zeros the activation of randomly selected nodes with a certain probability during the training process [14]. The dropping rate is generally set to be constant but its variants have been considered with adaptive rates depending on parameter value [24], estimated gradient variance [25], biased gradient estimator [26], layer depth [27], or marginal likelihood over noises [28]. However, in fact, recent deep models do not

* corresponding author: B.-W. Hong e-mail: hong@cau.ac.kr

K Nakamura and B.-W. Hong are with the Computer Science Department, Chung-Ang University, Korea (see <https://www.image.cau.ac.kr/>).

support the dropout and its variants. The reason may be that the number of parameters in a layer is relatively smaller than the classic neural networks, and random masking to nodes can be erroneous to the model.

Energy Landscape: The geometrical property of energy surface is helpful in optimization of highly complex non-convex problems associated with deep network architecture. It is preferred to drive a solution toward local minima on a flat energy surface that is considered to yield better generalization [29]–[31] where flatness is defined around the minimum by its connected region, its curvature of the second order structure, and the width of its basin, respectively. A geometry-driven optimization based on SGD has been developed in deep learning problems such as Entropy-SGD [30]. In our approach, we do not attempt to measure geometric property of loss landscape such as flatness with extra computational cost, but instead consider explicit regularization to model parameters.

Variance Reduction: The variance of stochastic gradients is detrimental to SGD, motivating variance reduction techniques [32]–[38] that aim to reduce the variance incurred due to their stochastic process of estimation, and improve the convergence rate mainly for convex optimization while some are extended to non-convex problems [39]–[41]. One of the most practical algorithms for better convergence rates includes momentum [42], modified momentum for accelerated gradient [43], and stochastic estimation of accelerated gradient (Accelerated-SGD) [44]. These algorithms are more focused on the efficiency in convergence than the generalization of model for accuracy.

Weight-Decay: is an explicit way of regularization such that a regularization term is added into the energy function. Specifically L^2 -norm is used as the regularization term in order to penalize large weight values. Different with the other implicit methods, e.g., stochastic update and dropout, one can directly control the regularization effect by the weight-decay coefficient. The weight-decay coefficient is tuned by hand [2], [16], or learned by Bayesian optimization [45], [46]. However, in contrast to recent development of adaptive methods of dropout [24]–[28] and learning-rate [21]–[23] in deep optimization, a constant weight-decay coefficient has been employed in usual. Layer-wise weight-decay has been considered in [17], [18] where different weight-decay coefficients are given for different layers of network model using the variance of gradients in layer. The drawback of the layer-wise method [17], [18] is that it assumes that layers are aligned in a single sequence. The skip-connection [4], [5], [47], that is one of the key architectures in the recent deep networks, makes it non-trivial.

The main contributions of this work are three folds: First, we propose an adaptive regularization method (AdaDecay) in which parameter-wise weight-decay varies in spatio-temporal domains reflecting the current state of model and the mini-batch data. Second, the proposed AdaDecay determines the weight-decay rate of each parameter based on the norm of gradient normalized in layer. This makes the algorithm independent to model architecture and beneficial to both shallow and deep neural network models. Third, we empirically

demonstrate the robustness and effectiveness of the presented AdaDecay in comparison to the state-of-the-art optimization algorithm using both shallow neural network models and modern deep models with three of the major benchmark datasets on image classification.

III. PRELIMINARY

We consider an energy optimization problem based on a given set of training data in a supervised machine learning framework. Let $\chi = \{(x_i, y_i)\}_{i=1}^n$ be a set of training data where $x_i \in X \subset \mathbb{R}^N$ is the i -th input and $y_i \in Y \subset \mathbb{R}^M$ is its desired output. Let $h_w: X \rightarrow Y$ be a prediction function that is associated with its model parameters $w = (w_1, w_2, \dots, w_m) \in \mathbb{R}^m$ where m denotes the dimension of the feature space. The objective of the supervised learning problem under consideration is to find an optimal set of parameters w^* by minimizing the empirical loss $\mathcal{L}(w)$ that typically consists of a data fidelity term $\rho(w)$ and a regularization term $\gamma(w)$ as follows:

$$w^* = \arg \min_w \mathcal{L}(w), \quad \mathcal{L}(w) = \rho(w) + \lambda \gamma(w), \quad (1)$$

where $\lambda > 0$ is a control parameter, called weight-decay coefficient, that determines the trade-off between the data fidelity term $\rho(w)$ and the regularization $\gamma(w)$. The data fidelity term $\rho(w)$ is of the additive form over a set of training data $\{(x_i, y_i)\}_{i=1}^n$ as follows:

$$\rho(w) = \frac{1}{n} \sum_{i=1}^n f_i(w), \quad (2)$$

where $f_i(w)$ denotes a data fidelity incurred by a set of model parameters w for a sample pair (x_i, y_i) . The data fidelity $f_i(w)$ is designed to measure the discrepancy between the prediction $h_w(x_i)$ with an input x_i and its desired output y_i for a given sample pair (x_i, y_i) . The regularization $\gamma(w)$ is designed to impose a smoothness constraint to the solution space, thus avoid undesirable over-fitting to the model. The weight-decay coefficient $\lambda \in \mathbb{R}$ is determined based on the relation between the underlying distribution of the data and the prior distribution of the model. In the optimization of the objective function $\mathcal{L}(w)$ defined by:

$$\mathcal{L}(w) = \frac{1}{n} \sum_{i=1}^n f_i(w) + \lambda \gamma(w), \quad (3)$$

where $f_i(w)$ and $\gamma(w)$ are assumed to be differentiable, we consider a first-order optimization algorithm leading to the following gradient descent step at each iteration t :

$$w^{t+1} := w^t - \eta^t \left(\frac{1}{n} \sum_{i=1}^n \nabla f_i(w^t) + \lambda \nabla \gamma(w^t) \right), \quad (4)$$

where we denote by $\nabla f_i(w^t)$ gradient of f_i with respect to w at iteration t , and by η^t the learning rate at iteration t . The computation of the above full gradient over the entire training data is often intractable due to a large number of data, which leads to the use of stochastic gradient that is computed using a subset uniformly selected at random from the training data.

The iterative step of the stochastic gradient descent algorithm at iteration t reads:

$$w^{t+1} := w^t - \eta^t \left(\frac{1}{B} \sum_{i \in \beta^t} \nabla f_i(w^t) + \lambda \nabla \gamma(w^t) \right), \quad (5)$$

where β^t denotes a mini-batch that is the index set of a subset uniformly selected at random from the training data. The mini-batch size $B = |\beta^t|$ is known to be related to the variance of the gradient norms, and thus to the regularization of the model. We assume that the mini-batch size is fixed in the optimization procedure to simplify the problem and emphasize the role of regularization parameter λ .

IV. REGULARIZATION VIA ADAPTIVE WEIGHT-DECAY (ADADELAY)

We present a regularization algorithm that is designed to determine the degree of regularization for each model parameter considering its current state of solution in the course of optimization procedure in an adaptive way. The optimization of interest aims to minimize the objective function that consists of a data fidelity term, a regularization term, and a control parameter for their relative weight. The control parameter that determines the relative significance between the data fidelity and the regularization is generally chosen to be constant based on the assumption that the underlying distributions of the residual and the prior smoothness follow uni-modal distributions. However, it is often ineffective to model the trade-off between the data fidelity and the regularization distributions using a static control parameter based on the ratio between the variances of their distributions. Thus, we propose an adaptive regularization scheme that considers residual in the determination of regularity for both the spatial domain of model parameters and the temporal domain of optimization.

A. Weight-Decay for Individual Model Parameter

The computation of empirical stochastic gradient involves the noise process following a certain distribution with zero mean, and its variance is related to the degree of regularization that is desired to be imposed. We consider the regularization $\gamma(w)$ in Eq. (1) by the squared Euclidean norm leading to the following objective function:

$$\mathbb{L}(w) = \rho(w) + \frac{\lambda}{2} \|w\|_2^2, \quad (6)$$

where $\lambda \in \mathbb{R}$ denotes the coefficient for the regularization term. Then, the gradient descent step at each iteration t by a first-order optimization algorithm reads:

$$\begin{aligned} w^{t+1} &:= w^t - \eta^t (\nabla \rho(w^t) + \lambda w^t) \\ &= (1 - \eta^t \lambda) w^t - \eta^t \nabla \rho(w^t), \end{aligned} \quad (7)$$

where $\eta^t \lambda$ is constrained to be $[0, 1)$ leading to the shrinkage of the unknown model parameters w in iteration t and this regularization scheme based on the L_2^2 norm is called weight-decay. In contrast to the static coefficient $\lambda \in \mathbb{R}$ in the conventional weight-decay regularization, we propose a regularization

scheme that is designed to impose adaptive regularity to each model parameter w_j with an additional term θ_j as follows:

$$\mathbb{L}(w) = \rho(w) + \frac{\lambda}{2} \|\theta \odot w\|_2^2, \quad (8)$$

where $\theta = (\theta_1, \theta_2, \dots, \theta_m) \in \mathbb{R}^m$, $w = (w_1, w_2, \dots, w_m) \in \mathbb{R}^m$ and the symbol \odot denotes the Hadamard product defined by: $\theta \odot w = (\theta_1 w_1, \theta_2 w_2, \dots, \theta_m w_m)$. The degree of regularization for each model parameter w_j^t at iteration t is determined by the adaptive term θ_j^t , leading to the following modified iterative update step:

$$w_j^{t+1} := (1 - \eta^t \lambda \theta_j^t) w_j^t - \eta^t g_j^t, \quad (9)$$

where $g_j^t = \frac{\partial \rho(w^t)}{\partial w_j}$ is the gradient of the data fidelity ρ with respect to the parameter w_j at iteration t . The weight-decay coefficient $\lambda \geq 0$ determines the constant degree of regularity for all the model parameters whereas the adaptive term θ determines the relative significant of each model parameter at each step in the course of optimization, i.e., the decay rate for each model parameter w_j^t at iteration t is determined by the global regularization parameter λ multiplied by the adaptive term θ_j^t . Note that Eq. (9) with $\theta_j^t = 1$ for all j and t becomes the same as Eq. (7) with a constant weight-decay.

B. Adaptive Weight-Decay based on Residual

We now consider the parameter-wise adaptive term θ_j^t in Eq. (9). Our proposed regularization scheme is designed to impose an adaptive regularity to each model parameter based on its associated residual at each iteration of optimization leading to an adaptive regularization in both the spatial domain of the model parameter and the temporal domain of the optimization. The degree of regularity for each model parameter is determined in consideration of residual, or norm of gradient, that determines a discrepancy between the current state of model and the observation. The gradient norm $|g_j^t|$, known as Gauss-Southwell rule, has been used in importance sampling of parameters, e.g., [48]–[50]. This is, however, not directly applicable to our case since the magnitude of gradients varies exponentially over layers in deep model. We thus normalize the gradient norm $|g_j^t|$ to have mean 0 and standard deviation (std) 1 within each layer at each iteration in order to consider the relative significance of the local parameters within the layer. The normalized gradient-norm \tilde{g}_j^t is given by:

$$\tilde{g}_j^t = \frac{|g_j^t| - \mu_l^t}{\sigma_l^t}, \quad (10)$$

where l denotes the index of the layer that includes the parameter w_j , and μ_l^t and σ_l^t denotes the mean and standard deviation of all the gradient norms for the parameters within the layer l at iteration t , respectively. We assume that the degree of regularity θ_j^t for each parameter w_j at iteration t follows a distribution of the residual leading to the following data-driven regularity:

$$\theta_j^t \propto \tilde{g}_j^t, \quad (11)$$

where the degree of regularization for each parameter is proportional to the norm of its gradient. In the determination of

our adaptive regularization, we use the scaled sigmoid function defined by: $S(x; \alpha) = 2/(1 + \exp(-\alpha x))$, where $\alpha \in \mathbb{R}$ is a control parameter for the steepness of function value transition. Then, the relative degree of regularization θ_j^t for each parameter w_j at iteration t is determined by the scaled sigmoid function S of the normalized gradient norm \tilde{g}_j^t as follows:

$$\theta_j^t = S(\tilde{g}_j^t; \alpha) = \frac{2}{1 + \exp(-\alpha \tilde{g}_j^t)}, \quad (12)$$

where α determines the slope of the decay rate transition according to the gradient norm, and θ_j^t ranges from 0 to 2 and its average is 1 since \tilde{g}_j^t is normalized to have mean 0 and standard deviation 1.

The pseudo code of the proposed algorithm for the adaptive weight-decay is described in Algorithm 1 where the degree of regularization for each parameter is determined based on the scaled sigmoid function of the norm of its gradient leading to the adaptive regularization in both the spatial domain of model parameters and the temporal domain of optimization. The complexity of AdaDecay shown in Algorithm 1 remains $O(1)$ to the number of training examples as SGD with constant weight-decay.

Algorithm 1 Adaptive Weight-Decay (AdaDecay)

$\{g_j^t\}_j$: gradients of the parameters j computed by back-propagation at iteration t
 η^t : learning rate at iteration t
 λ : global weight-decay coefficient
 α : hyper-parameter for the adaptation to the gradient norm

for all l : index for the layer of the neural network **do**
 μ_l^t : compute the mean of gradient norms $|g_j^t|$ in the layer l
 σ_l^t : compute the std of gradient norms $|g_j^t|$ in the layer l
for all j : index for the model parameter w_j in the layer l **do**
 $\tilde{g}_j^t = (|g_j^t| - \mu_l^t) / \sigma_l^t$
 $\theta_j^t = S(\tilde{g}_j^t; \alpha)$ using Eq. (12)
 $w_j^{t+1} := (1 - \eta^t \lambda \theta_j^t) w_j^t - \eta^t g_j^t$
end for
end for

V. EXPERIMENTAL RESULTS

We provide quantitative evaluation of the presented AdaDecay in comparison to the state-of-the-art optimization algorithms. For experiments, we use three of major benchmark datasets on image recognition: MNIST, Fashion-MNIST, and CIFAR-10. MNIST [51] is a simple yet fundamental dataset that consists of 60K training and 10K test gray images of hand-written 10 digits. Fashion-MNIST [52] is a modern dataset that consists of 60K training and 10K test gray images with 10 categories of clothes and fashion items. CIFAR-10 [53] is a more challenging task that consists of 50K training and 10K test object images with 10 categories. Regarding the network architecture, we employ four of shallow networks and four of deep networks: The shallow networks include: fully-connected neural networks with two hidden layers (NN-2) and with three hidden layers (NN-3) [54], LeNet-4 [51] with two convolution

layers followed by two of fully-connected layers, and VGG-9 [2]. The deep networks used in our experiments are: ResNet-18 [4], [5], ResNet-50 [47], GoogLeNet [3], and the densely connected convolutional networks (DenseConv) [6]. The batch normalization [55] is used in VGG-9, ResNet-18, ResNet-50, GoogLeNet and DenseConv.

Our comparative analysis involves the following optimization algorithms: the stochastic gradient descent with the constant weight-decay (SGD), SGD with RMSprop [22] (RMS), SGD with Adam [23] (Adam), Entropy-SGD [30] (eSGD), Accelerated-SGD [44] (aSGD), and SGD with the presented adaptive weight-decay (AdaDecay). Regarding hyper-parameters in our experiments, we use a practical condition including the mini-batch size of $B = 128$ with the momentum of 0.9. The weight-decay coefficient is inspected in Section V-A and fixed at $\lambda = 5 \times 10^{-4}$ for all the algorithms. The hyper-parameter α of AdaDecay that determines the adaptation to the gradient norm is inspected in Section V-B and fixed at $\alpha = 4$. The learning-rate annealing with a sigmoid function that starts from $\eta = 0.1$ and ends at $\eta = 0.001$ is applied for SGD, eSGD, aSGD, and AdaDecay based on a pre-experiment result in which SGD with the sigmoid learning-rate annealing has achieved better accuracy than those with the fixed learning rate, exponential function, and staircase. We use grid search and set 0.95 as the weighting factor in RMSprop, 0.9 and 0.999 for the first and second momentum factors in Adam. The learning-rate scale in RMS and Adam is set as 0.001 for the shallow networks, and 0.0001 for the deep networks. The hyper-parameters for eSGD and aSGD are also set as the recommended in the original papers [30], [44] including the Langevin loop number of 5 for eSGD.

We perform the training process for 100 epochs, and use the maximum and the last 10%-epoch mean of the validation accuracy for the test data as the evaluation measures of each trial. For quantitative comparison, we repeat the training process of the shallow networks with MNIST and Fashion-MNIST datasets for 50 independent trials, and the deep networks with CIFAR-10 dataset for 32 trials. We consider both the maximum of the validation accuracy across epochs and trials, and the 10%-trimmed average of the last 10%-epoch accuracy over the trials.

A. Selection of Weight-Decay Coefficient

The weight-decay coefficient λ determines the balance between the stochastic loss with the regularization and thus plays a critical role in both the standard weight-decay and the presented AdaDecay. In Figure 1, we test the coefficient ranging in $\lambda = 1 \times 10^{-3}, 7 \times 10^{-4}, 5 \times 10^{-4}, \dots, 1 \times 10^{-4}$, using MNIST with NN-2, Fashion-MNIST with NN-2, and CIFAR-10 with ResNet-18 as instances. We compare SGD using the constant weight-decay (constant) with SGD using our AdaDecay with fixed $\alpha = 4$ (ours) where the two algorithms share the same weight-decay coefficient. Figure 1 successfully demonstrates that the presented AdaDecay overtakes the constant weight-decay irrespective of the weight-decay coefficient λ across both datasets and the model architecture. Based on the these results and the related works [2], [16], we employ $\lambda = 5 \times 10^{-4}$ in our experiments.

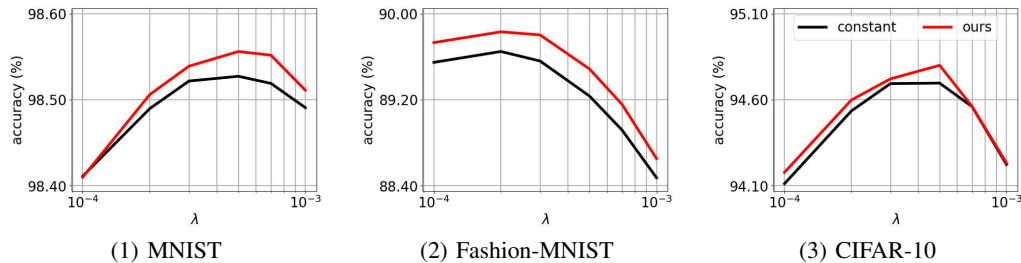


Fig. 1: Validation accuracy over the global weight-decay coefficient (λ) by SGD with the constant weight-decay (black) and the proposed AdaDecay with fixed $\alpha = 4$ (red) for MNIST using NN-2 (left), Fashion-MNIST using NN-2 (middle), CIFAR-10 using ResNet-18 (right). The 10%-trimmed average of the last 10%-epoch mean accuracy over 50 trials for MNIST and Fashion-MNIST, and 32 trials for CIFAR-10 is shown.

TABLE I: Validation accuracy (%) of the presented AdaDecay is computed with varying α , or the hyper-parameter for adaptation to the gradient norm, using MNIST with NN-2 (left), Fashion-MNIST with NN-2 (middle), and CIFAR-10 with ResNet-18. The weight-decay coefficient is fixed at $\lambda = 5 \times 10^{-4}$. The 10%-trimmed average of the last 10%-epoch mean accuracy (upper) and the maximum accuracy (lower) over 50 trials for MNIST and Fashion-MNIST or 32 trials for CIFAR-10 are shown.

α	MNIST					Fashion-MNIST					CIFAR-10				
	-1	1	2	4	8	-1	1	2	4	8	-1	1	2	4	8
ave	98.48	98.55	98.55	98.56	98.55	89.01	89.27	89.31	89.49	89.58	93.92	94.79	94.78	94.80	94.74
max	98.57	98.67	98.70	98.72	98.69	89.35	89.56	89.68	89.84	89.92	94.24	95.05	94.98	95.04	94.94

B. Adaptation to Gradient Norm

We empirically demonstrates the effect of hyper-parameter α in Eq. (12) that determines the adaptation to the gradient norm normalized in layers. We present the 10%-trimmed average and the maximum accuracy over the trials in Table I where α is set as -1, 1, 2, 4, 8 and we trained NN-2 using MNIST and Fashion-MNIST datasets and ResNet-18 using CIFAR-10 for instances. As shown in Table I, $\alpha = -1$ is inferior to $\alpha = 1$ in accuracy. This allows our algorithm to impose higher weight-decay rate due to larger gradient-norms. Table I also demonstrates the presented AdaDecay is robust to the choice of the hyper-parameter $\alpha > 0$. We use $\alpha = 4$ throughout the following experiment, that has achieved the best result for MNIST and CIFAR10 and second best for Fashion-MNIST in Table I

C. Comparison to Randomized Weight-Decay

Since we normalize the gradient norm in layer with mean of 0 and std of 1, one may argue that AdaDecay involves a randomization effect to weight-decay. We thus compare AdaDecay with a noise injection to the weight-decay, namely randomized weight-decay, that follows Algorithm 1 but replaces Eq. (12) by

$$\theta_j^t = S(\mathcal{N}_{(0,1)}; \alpha) = \frac{2}{1 + \exp(-\alpha \mathcal{N}_{(0,1)})}, \quad (13)$$

where $\mathcal{N}_{(0,1)}$ is a random variable following the Normal distribution with mean of 0 and std of 1. Table II presents the validation accuracy for MNIST, Fashion-MNIST, and CIFAR-10 by fundamental models of NN-2, NN-2, and ResNet-18 respectively, trained by SGD with constant weight-decay, the randomized weight-decay, and the proposed AdaDecay with

$\lambda = 5 \times 10^{-4}$ and $\alpha = 4$. It is successfully demonstrated that the benefit of our AdaDecay is not due to the randomization effect to the weight-decay but the use of adaptive weight-decay based on the gradient norm.

TABLE II: Validation accuracy (%) for MNIST by NN-2 (left), Fashion-MNIST by NN-2 (middle), and CIFAR-10 by ResNet-18 (right) using SGD with the constant weight-decay (const), the randomized weight-decay (rnd), and the presented AdaDecay (ours) with $\lambda = 5 \times 10^{-4}$. The rnd and ours share $\alpha = 4$. The 10%-trimmed average of the last 10%-epoch mean accuracy (upper) and the maximum accuracy (lower) over 50 trials for MNIST and Fashion-MNIST or 32 trials for CIFAR-10 are shown.

	MNIST			Fashion-MNIST			CIFAR-10		
	const	rnd	ours	const	rnd	our	cons	rnd	ours
ave	98.53	98.53	98.56	89.23	89.25	89.49	94.70	94.70	94.80
max	98.63	98.65	98.72	89.50	89.59	89.84	94.98	95.00	95.04

D. Effect of Dropout

We demonstrate that our AdaDecay can be combined with dropout that gives an implicit regularization effect. We present accuracy curve over the dropping rate (P) within 50 trials in Figure 2 where we trained LeNet-4 that supports the dropout for MNIST and Fashion-MNIST using SGD with the constant weight-decay of $\lambda = 5 \times 10^{-4}$ (SGD) and with our AdaDecay (Ours) with $\lambda = 5 \times 10^{-4}$ and $\alpha = 4$. Figure 2 demonstrates that our AdaDecay overtakes the constant weight-decay irrespective of the use of dropout. We employ the dropping rate of $P = 0$ for LeNet-4 in the other experiment for a fair comparison with other network models.

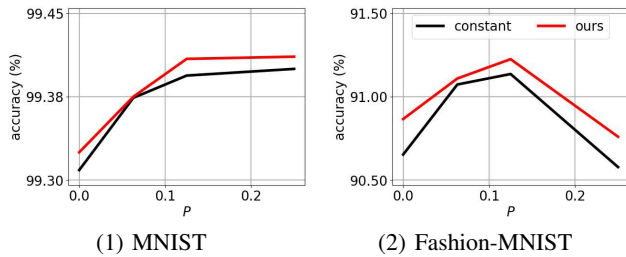


Fig. 2: Validation accuracy over drop-out rate $P = 0, 2^{-4}, 2^{-3}, 2^{-2}$ by SGD with the constant weight-decay (black) and the proposed AdaDecay with fixed $\alpha = 4$ (red) for MNIST (left) and Fashion-MNIST (right) using LeNet-4. The weight-decay coefficient is fixed at $\lambda = 5 \times 10^{-4}$. The 10%-trimmed average of the last 10%-epoch mean accuracy over 50 trials for MNIST and Fashion-MNIST is shown.

E. Comparison to State-of-the-Arts

We now compare SGD with the presented adaptive weight-decay (AdaDecay) to SGD with the constant weight-decay (SGD), SGD with RMSprop [22] (RMS), SGD with Adam [23] (Adam), Entropy-SGD [30] (eSGD), and Accelerated-SGD [44] (aSGD). We fix the weight-decay coefficient at $\lambda = 5 \times 10^{-4}$ for all the algorithms and $\alpha = 4$ for ours. In Table III, we present the 10%-trimmed average (upper) and the maximum (lower) validation accuracy with the shallow networks: NN-2, NN-3, LeNet-4, and VGG-9 for MNIST (1) and Fashion-MNIST (2) over 50 trials, and the deep models: ResNet-18, ResNet-50, GoogLeNet, and DenseNet for CIFAR-10 (3) over 32 trials, respectively. It is shown that SGD powered by our AdaDecay outperforms all the others in the average accuracy consistently regardless of model and dataset. The visualization of the average accuracy curve over epochs in Figure 3 indicating that SGD with our AdaDecay (red) achieves better accuracy than SGD with the constant weight-decay (black), RMSprop (yellow), Adam (blue), Entropy-SGD (magenta), and Accelerated-SGD (green) across both the shallow networks with MNIST (1) and Fashion-MNIST (2), and the deep networks with CIFAR-10 (3).

VI. CONCLUSION

We have presented an adaptive regularization method for deep neural networks driven by spatio-temporal weight-decay. The proposed algorithm is designed to consider parameter-wise weight-decay and determine it based on the norm of gradient that reflects the current model and the given data at each optimization iteration. The proposed AdaDecay penalizes large gradient norm and leads to better generalization of the model independent to network architectures and is performed without any additional cost of back-propagation or inner loop. The robustness and effectiveness of the AdaDecay has been empirically supported by experimental results in which SGD using our AdaDecay outperforms a number of other optimization methods for the image classification task with the shallow and deep networks using the major datasets. We have focused on the image classification yet the presented adaptive

regularization would have a potential impact to other machine-learning tasks using neural networks in essential.

ACKNOWLEDGMENT

This work was partially supported by the National Research Foundation of Korea: NRF-2017R1A2B4006023 and NRF-2018R1A4A1059731.

REFERENCES

- [1] L. Bottou, "Large-scale machine learning with stochastic gradient descent," in *Proceedings of COMPSTAT'2010*. Springer, 2010, pp. 177–186.
- [2] K. Simonyan and A. Zisserman, "Very deep convolutional networks for large-scale image recognition," *arXiv preprint arXiv:1409.1556*, 2014.
- [3] C. Szegedy, W. Liu, Y. Jia, P. Sermanet, S. Reed, D. Anguelov, D. Erhan, V. Vanhoucke, and A. Rabinovich, "Going deeper with convolutions," in *Proceedings of the IEEE conference on computer vision and pattern recognition*, 2015, pp. 1–9.
- [4] K. He, X. Zhang, S. Ren, and J. Sun, "Deep residual learning for image recognition," in *Proceedings of the IEEE conference on computer vision and pattern recognition*, 2016, pp. 770–778.
- [5] —, "Identity mappings in deep residual networks," in *European conference on computer vision*. Springer, 2016, pp. 630–645.
- [6] G. Huang, Z. Liu, L. van der Maaten, and K. Q. Weinberger, "Densely connected convolutional networks," in *Proceedings of the IEEE Conference on Computer Vision and Pattern Recognition*, 2017.
- [7] L. Bottou, F. E. Curtis, and J. Nocedal, "Optimization methods for large-scale machine learning," *Siam Review*, vol. 60, no. 2, pp. 223–311, 2018.
- [8] H. Robbins and S. Monro, "A stochastic approximation method," *The annals of mathematical statistics*, pp. 400–407, 1951.
- [9] D. E. Rumelhart, G. E. Hinton, R. J. Williams *et al.*, "Learning representations by back-propagating errors," *Cognitive modeling*, vol. 5, no. 3, p. 1, 1988.
- [10] T. Zhang, "Solving large scale linear prediction problems using stochastic gradient descent algorithms," in *Proceedings of the twenty-first international conference on Machine learning*. ACM, 2004, p. 116.
- [11] L. Prechelt, "Early stopping-but when?" in *Neural Networks: Tricks of the trade*. Springer, 1998, pp. 55–69.
- [12] C. Zhang, S. Bengio, M. Hardt, B. Recht, and O. Vinyals, "Understanding deep learning requires rethinking generalization," *arXiv preprint arXiv:1611.03530*, 2016.
- [13] Z. Zhang, J. Wu, B. Yu, L. Wu, and J. Ma, "The anisotropic noise in stochastic gradient descent: Its behavior of escaping from sharp minima and regularization effects," in *International Conference on Machine Learning*, 2019, pp. 7654–7663.
- [14] N. Srivastava, G. E. Hinton, A. Krizhevsky, I. Sutskever, and R. Salakhutdinov, "Dropout: a simple way to prevent neural networks from overfitting," *Journal of machine learning research*, vol. 15, no. 1, pp. 1929–1958, 2014.
- [15] A. Krogh and J. A. Hertz, "A simple weight decay can improve generalization," in *Advances in neural information processing systems*, 1992, pp. 950–957.
- [16] F. Chollet, "Xception: Deep learning with depthwise separable convolutions," in *Proceedings of the IEEE conference on computer vision and pattern recognition*, 2017, pp. 1251–1258.
- [17] M. Ishii and A. Sato, "Layer-wise weight decay for deep neural networks," in *Pacific-Rim Symposium on Image and Video Technology*. Springer, 2017, pp. 276–289.
- [18] Y. Bengio, "Practical recommendations for gradient-based training of deep architectures," in *Neural networks: Tricks of the trade*. Springer, 2012, pp. 437–478.
- [19] A. P. George and W. B. Powell, "Adaptive stepsizes for recursive estimation with applications in approximate dynamic programming," *Machine learning*, vol. 65, no. 1, pp. 167–198, 2006.
- [20] S. L. Smith, P.-J. Kindermans, C. Ying, and Q. V. Le, "Don't decay the learning rate, increase the batch size," in *International Conference on Learning Representations (ICLR)*, 2018.
- [21] J. Duchi, E. Hazan, and Y. Singer, "Adaptive subgradient methods for online learning and stochastic optimization," *Journal of Machine Learning Research*, vol. 12, no. Jul, pp. 2121–2159, 2011.
- [22] T. Tieleman and G. Hinton, "Lecture 6.5-rmsprop: Divide the gradient by a running average of its recent magnitude," *COURSERA: Neural networks for machine learning*, vol. 4, no. 2, pp. 26–31, 2012.

TABLE III: Validation accuracy (%) for MNIST (top) and Fashion-MNIST (middle) by shallow models: NN-2, NN-3, LeNet-4, and VGG-9, and for CIFAR-10 (bottom) by deep models: ResNet-18, ResNet-50, GoogLeNet, and DenseConv, is computed with: SGD with the constant weight-decay (SGD), SGD with RMSprop (RMS), SGD with Adam (Adam), Entropy-SGD (eSGD), Accelerated-SGD (aSGD), and SGD with the presented AdaDecay (Ours) with $\alpha = 4$. The weight-decay coefficient is fixed at $\lambda = 5 \times 10^{-4}$. The trimmed average of last 10% epoch accuracy (upper part) and the maximum (lower part) over 50 trials for the shallow models and 32 trials for the deep models are shown.

(1) Validation accuracy for MNIST												
	NN-2						NN-3					
	SGD	RMS	Adam	eSGD	aSGD	Ours	SGD	RMS	Adam	eSGD	aSGD	Ours
ave	98.53	98.22	98.19	98.16	98.15	98.56	98.66	98.31	98.26	98.29	98.23	98.69
max	98.63	98.36	98.31	98.31	98.35	98.72	98.80	98.49	98.47	98.41	98.45	98.82
	LeNet-4						VGG-9					
	SGD	RMS	Adam	eSGD	aSGD	Ours	SGD	RMS	Adam	eSGD	aSGD	Ours
ave	99.31	99.30	99.27	99.23	99.17	99.32	99.62	99.37	99.37	99.58	99.52	99.63
max	99.48	99.39	99.37	99.38	99.28	99.45	99.71	99.50	99.43	99.63	99.59	99.70
(2) Validation accuracy for Fashion-MNIST												
	NN-2						NN-3					
	SGD	RMS	Adam	eSGD	aSGD	Ours	SGD	RMS	Adam	eSGD	aSGD	Ours
ave	89.23	88.89	88.98	87.63	89.12	89.49	89.71	89.17	89.26	88.13	89.24	89.95
max	89.50	89.15	89.28	87.83	89.44	89.84	89.87	89.54	89.49	88.32	89.56	90.23
	LeNet-4						VGG-9					
	SGD	RMS	Adam	eSGD	aSGD	Ours	SGD	RMS	Adam	eSGD	aSGD	Ours
ave	90.65	90.81	90.78	89.76	90.12	90.87	93.45	91.97	92.08	93.33	93.05	93.51
max	91.36	91.30	91.23	90.54	90.48	91.51	93.73	92.36	92.46	93.72	93.37	93.83
(3) Validation accuracy for CIFAR-10												
	ResNet-18						ResNet-50					
	SGD	RMS	Adam	eSGD	aSGD	Ours	SGD	RMS	Adam	eSGD	aSGD	Ours
ave	94.70	90.72	90.92	91.46	93.07	94.80	94.61	91.22	91.26	90.76	92.82	94.71
max	94.98	91.25	91.36	91.99	93.38	95.04	95.16	91.82	91.73	91.38	93.36	95.22
	GoogLeNet						DenseConv					
	SGD	RMS	Adam	eSGD	aSGD	Ours	SGD	RMS	Adam	eSGD	aSGD	Ours
ave	94.91	90.48	90.62	93.00	93.39	95.17	94.72	83.17	83.80	88.05	90.27	94.91
max	95.43	90.94	90.97	93.45	93.79	95.50	95.08	83.60	84.40	88.60	90.56	95.22

- [23] D. P. Kingma and J. Ba, "Adam: A method for stochastic optimization," *arXiv preprint arXiv:1412.6980*, 2014.
- [24] J. Ba and B. Frey, "Adaptive dropout for training deep neural networks," in *Advances in Neural Information Processing Systems*, 2013, pp. 3084–3092.
- [25] D. P. Kingma, T. Salimans, and M. Welling, "Variational dropout and the local reparameterization trick," in *Advances in Neural Information Processing Systems*, 2015, pp. 2575–2583.
- [26] S. Srinivas and R. V. Babu, "Generalized dropout," *arXiv preprint arXiv:1611.06791*, 2016.
- [27] G. Huang, Y. Sun, Z. Liu, D. Sedra, and K. Q. Weinberger, "Deep networks with stochastic depth," in *European Conference on Computer Vision*. Springer, 2016, pp. 646–661.
- [28] H. Noh, T. You, J. Mun, and B. Han, "Regularizing deep neural networks by noise: Its interpretation and optimization," in *Advances in Neural Information Processing Systems*, 2017, pp. 5109–5118.
- [29] S. Hochreiter and J. Schmidhuber, "Flat minima," *Neural Computation*, vol. 9, no. 1, pp. 1–42, 1997.
- [30] P. Chaudhari, A. Choromanska, S. Soatto, Y. LeCun, C. Baldassi, C. Borgs, J. Chayes, L. Sagun, and R. Zecchina, "Entropy-sgd: Biasing gradient descent into wide valleys," in *International Conference on Learning Representations (ICLR)*, 2017.
- [31] L. Dinh, R. Pascanu, S. Bengio, and Y. Bengio, "Sharp minima can generalize for deep nets," in *Proceedings of the 34th International Conference on Machine Learning-Volume 70*. JMLR. org, 2017, pp. 1019–1028.
- [32] N. L. Roux, M. Schmidt, and F. Bach, "A stochastic gradient method with an exponential convergence rate for finite training sets," in *Proceedings of the 25th International Conference on Neural Information Processing Systems - Volume 2*, ser. NIPS'12, 2012, pp. 2663–2671.
- [33] R. Johnson and T. Zhang, "Accelerating stochastic gradient descent using predictive variance reduction," in *Advances in neural information processing systems*, 2013, pp. 315–323.
- [34] N. S. Chatterji, N. Flammarion, Y.-A. Ma, P. L. Bartlett, and M. I. Jordan, "On the theory of variance reduction for stochastic gradient monte carlo," in *ICML*, 2018.
- [35] W. Zhong and J. Kwok, "Fast stochastic alternating direction method of multipliers," in *Proceedings of the 31st International Conference on Machine Learning (ICML-14)*, 2014, pp. 46–54.
- [36] Z. Shen, H. Qian, T. Zhou, and T. Mu, "Adaptive variance reducing for stochastic gradient descent," in *IJCAI*, 2016, pp. 1990–1996.
- [37] D. Zou, P. Xu, and Q. Gu, "Stochastic variance-reduced Hamilton Monte Carlo methods," in *Proceedings of the 35th International Conference on Machine Learning*, ser. Proceedings of Machine Learning Research, J. Dy and A. Krause, Eds., vol. 80. Stockholm: PMLR, 10–15 Jul 2018, pp. 6028–6037.
- [38] K. Zhou, F. Shang, and J. Cheng, "A simple stochastic variance reduced algorithm with fast convergence rates," in *Proceedings of the 35th International Conference on Machine Learning*, ser. Proceedings of Machine Learning Research, J. Dy and A. Krause, Eds., vol. 80. PMLR, 10–15 Jul 2018, pp. 5980–5989.
- [39] Z. Allen-Zhu and E. Hazan, "Variance reduction for faster non-convex optimization," in *International Conference on Machine Learning*, 2016, pp. 699–707.
- [40] Z. Huo and H. Huang, "Asynchronous mini-batch gradient descent with variance reduction for non-convex optimization," in *Thirty-First AAAI Conference on Artificial Intelligence*, 2017.
- [41] S. Liu, B. Kaikhura, P.-Y. Chen, P. Ting, S. Chang, and L. Amini, "Zeroth-order stochastic variance reduction for nonconvex optimization," in *Advances in Neural Information Processing Systems*, 2018, pp. 3731–3741.
- [42] R. Sutton, "Two problems with back propagation and other steepest descent learning procedures for networks," in *Proceedings of the Eighth Annual Conference of the Cognitive Science Society, 1986*, 1986, pp. 823–832.
- [43] Y. Nesterov, "A method for unconstrained convex minimization problem

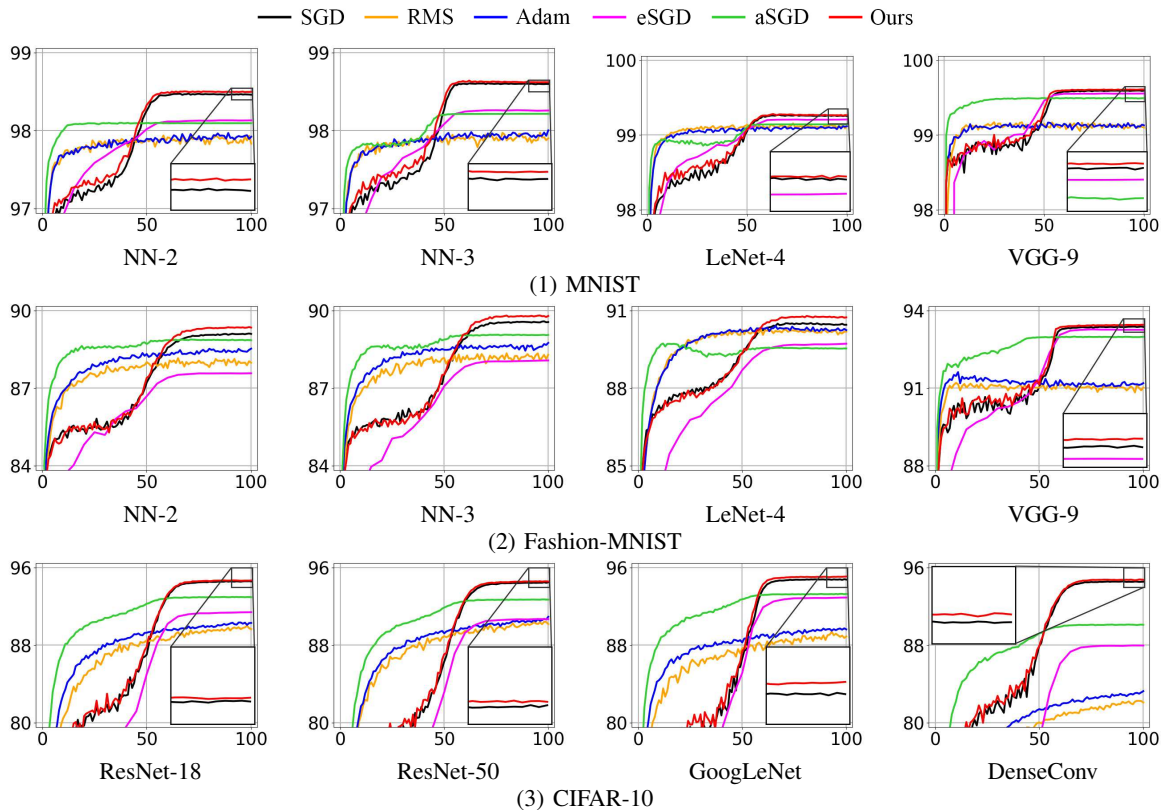


Fig. 3: Validation accuracy curve over epoch for MNIST (top), Fashion-MNIST (middle) and CIFAR-10 (bottom) by, respectively, the shallow models (NN-2, NN-3, LeNet-4, and VGG-9) and the deep models (ResNet-18, ResNet-50, GoogLeNet, and DenseConv) optimized using the algorithms: SGD with constant weight-decay (black), RMSprop (yellow), Adam (blue), Entropy-SGD (magenta), Accelerated-SGD (green), and SGD with the presented AdaDecay (red) with $\alpha = 4$. The x-axis represents epoch and the y-axis represents accuracy (%) at each epoch computed as the 10%-trimmed average over 50 trials for MNIST and Fashion-MNIST or 32 trials for CIFAR-10.

- with the rate of convergence $\mathcal{O}(1/k^2)$,” in *Doklady AN USSR*, vol. 269, 1983, pp. 543–547.
- [44] R. Kidambi, P. Netrapalli, P. Jain, and S. Kakade, “On the insufficiency of existing momentum schemes for stochastic optimization,” in *2018 Information Theory and Applications Workshop (ITA)*, Feb 2018, pp. 1–9.
- [45] J. Snoek, O. Rippel, K. Swersky, R. Kiros, N. Satish, N. Sundaram, M. Patwary, M. Prabhat, and R. Adams, “Scalable bayesian optimization using deep neural networks,” in *International conference on machine learning*, 2015, pp. 2171–2180.
- [46] B. Shahriari, A. Bouchard-Côté, and N. Freitas, “Unbounded bayesian optimization via regularization,” in *Artificial Intelligence and Statistics*, 2016, pp. 1168–1176.
- [47] D. Balduzzi, M. Frean, L. Leary, J. P. Lewis, K. W.-D. Ma, and B. McWilliams, “The shattered gradients problem: If resnets are the answer, then what is the question?” in *Proceedings of the 34th International Conference on Machine Learning*, ser. Proceedings of Machine Learning Research, vol. 70. PMLR, 2017, pp. 342–350.
- [48] T. Glasmachers and U. Dogan, “Accelerated coordinate descent with adaptive coordinate frequencies,” in *Asian Conference on Machine Learning*, 2013, pp. 72–86.
- [49] J. Nutini, I. Laradji, and M. Schmidt, “Let’s make block coordinate descent go fast: Faster greedy rules, message-passing, active-set complexity, and superlinear convergence,” *arXiv preprint arXiv:1712.08859*, 2017.
- [50] H. Namkoong, A. Sinha, S. Yadlowsky, and J. C. Duchi, “Adaptive sampling probabilities for non-smooth optimization,” in *International Conference on Machine Learning*, 2017, pp. 2574–2583.
- [51] Y. LeCun, L. Bottou, Y. Bengio, and P. Haffner, “Gradient-based learning applied to document recognition,” *Proceedings of the IEEE*, vol. 86, no. 11, pp. 2278–2324, 1998.
- [52] H. Xiao, K. Rasul, and R. Vollgraf. (2017) Fashion-mnist: a novel image dataset for benchmarking machine learning algorithms.
- [53] A. Krizhevsky and G. Hinton, “Learning multiple layers of features from tiny images,” 2009.
- [54] E. K. Blum and L. K. Li, “Approximation theory and feedforward networks,” *Neural networks*, vol. 4, no. 4, pp. 511–515, 1991.
- [55] S. Ioffe and C. Szegedy, “Batch normalization: Accelerating deep network training by reducing internal covariate shift,” in *International Conference on Machine Learning*, 2015, pp. 448–456.