

Evaluation of the $B_c^+ \rightarrow D^0 K^+$ decay by the factorization approaches and applying the effects of the final state interaction

Behnam.Mohammadi^{a*}, Mahdi Lotfizadeh^{b†}
Department of Physics, Urmia University, Urmia, Iran

July 23, 2019

Abstract

In this paper the decay of B_c^+ meson, consisting of two b and c heavy quarks, into the D^0 and K^+ mesons is studied. Given that the experimental branching ratio for this decay is within the range of 3.72×10^{-5} to 11.16×10^{-5} and in our estimating the theoretical result by using the QCD factorization approaches is 10^2 times less than experimental one (we have obtained 1.41×10^{-7}), it is decided to calculate the theoretical branching ratio by applying the final state interaction (FSI) through the T and cross section channels. In this process, before the B_c^+ meson decays into two final state mesons of $D^0 K^+$, it first decays into two intermediate mesons like $J/\psi D_s^{*+}$, then these two mesons transformed into two final mesons by exchanging another meson like D^0 . The FSI effects are very sensitive to the changes in the phenomenological parameter that appear in the form factor relation, as in most calculation changing two units in this parameter, makes the final result multiply in the branching ratio, therefor the decision to use FSI is not unexpected. In this study there are nineteen intermediate states in which the contribution of each one is calculated and summed in the final amplitude. Therefore, the numerical value of the branching ratio of $B_c^+ \rightarrow D^0 K^+$ decay is obtained by calculating the FSI effects from 1.17×10^{-5} to 11.65×10^{-5} which is consistent with the experimental result.

1 Introduction

The discovery of B_c^+ meson was first reported by CDF collaboration at the Fermi Lab in 1998, during the process of the $B_c^+ \rightarrow J/\psi \ell^+ \nu_\ell$ decay [1]. After that, in 2008 the $B_c^+ \rightarrow J/\psi \pi^+$ decay was observed by CDF and D^0 collaborations with 8σ [2] and 5σ [3], respectively. Also the $B_c^+ \rightarrow J/\psi \pi^+$ decay in 2013 was observed by LHCb collaboration in proton-proton collision with center of mass energy 7 TeV. The B_c^+ meson is the only meson that has been observed until now that has two heavy quarks with different flavors. Both of these quarks have a strong desire for decay. This meson can not be destroyed to produce a gluon, it can only be decayed by

^{*}be.mohammadi@urmia.ac.ir

[†]m.lotfizadeh@urmia.ac.ir

weak interaction. For this reason the meson B_c^+ is a good case to study the mechanism of weak decay of heavy flavors and evaluation of quark-flavor mixing in the standard model. The B_c^+ meson has many weak decay channels, all of them can be classified into three different classes:

- 1- The decay of b-quark into two c or u-quarks, which at this step another c-quark is added as a spectator to the collection.
- 2- The decay of c-quark into two s or d-quarks which a b-quark used as a spectator.
- 3- Weak annihilation decay channel.

For the class 1, the $|V_{ub}|$ and $|V_{cb}|$ matrix elements of CKM matrix elements are of interest.

For the class 2, in which the heavy mesons B_s or B_d are in the final state can have significant effects for the c-quark decay in the phase space. In this class, $|V_{cs}|$ and $|V_{cd}|$ of CKM matrix elements are of interest which in comparison with the elements $|V_{ub}|$ and $|V_{cb}|$ used in class 1 have much larger values.

In the class 3, the weak annihilation decay of B_c^+ meson has significant amount compared with the B_u^+ decay so that the ratio of $|V_{cb}|^2$ to $|V_{ub}|^2$ in weak annihilation decay of B_c^+ and B_u^+ , is approximately 100, in fact, we have $|V_{cb}|^2/|V_{ub}|^2 \sim 100$. This means that unlike B_u^+ decay, which can be ignored, the annihilation decay step has a significant value. In the study of B_c^+ meson decay, all three classes are very important. Unlike B_u^+ and B_d^0 mesons decay, more than 70% of the B_c^+ meson decays occurs by c-quark decay which in this context the transition $c \rightarrow s$ with $B_c^+ \rightarrow B_s^0 \pi^+$ has been observed. The b-quark decay has only near to 20% of B_c^+ meson decays. In the case that there is no c-quark in the final state, the $\bar{b}c \rightarrow W^+ \rightarrow \bar{q}q$ annihilation amplitudes are only 10% of the total B_c^+ meson decays. The $B_c^+ \rightarrow D^0 K^+$ branching ratio was calculated using perturbative quantum chromodynamics (pQCD) method before it was observed in the experiment, which has been obtained the value of 6.60×10^{-5} [4]. It has also been solved using the factorization approaches which is that result of 1.34×10^{-7} [5] which is in good agreement with what we have achieved in this way. Until the decay $B_c^+ \rightarrow D^0 K^+$ has been observed by LHCb collaboration, they have obtained B_c^+ production compared to B_u^+ as [6]:

$$\frac{f_c}{f_u} \mathcal{B}(B_c^+ \rightarrow D^0 K^+) = (9.3_{-2.5}^{+2.8} \pm 0.6) \times 10^{-7}, \quad (1)$$

in which, the ratio f_c/f_u is an unknown value obtained by evaluating two decays $B_c^+ \rightarrow J/\psi \pi^+$ [7, 8] and $B_c^+ \rightarrow J/\psi K^+$ [9] in the range of 0.004 to 0.012. In this case, the branching ratio that LHCb collaboration have obtained is:

$$\mathcal{B}(B_c^+ \rightarrow D^0 K^+) = (3.72_{-1.00}^{+1.12} \pm 0.24) \times 10^{-5} \sim (11.16_{-3.00}^{+3.36} \pm 0.72) \times 10^{-5}. \quad (2)$$

It is clear that the factorization approach is about 100 times smaller than experience, while the pQCD result is within the experimental range. In [5], unfactorizable contributions are not considered, which reflects the fact that the heavy observed gluon contributions in strong interactions is neglected. By doing this, it will not matter how other parameters like strong phase and phenomenological parameter can be adjusted. The phenomenological parameter is a parameter that appears in the FSI form factors that increase strong interaction share. The final results are very sensitive to this parameter so that, the range of final results with a little change in phenomenological parameter changes dramatically.

In [6], it is explicitly stated that this decay is expected to continue with penguin and weak annihilation amplitudes but, as we know, the main contribution of the final amplitude lies in the tree amplitudes. In fact, if we remove the tree amplitude share from what was done in [5], the result will be 10^3 times smaller than the experience. By entering unfactorizable share, one can not compensate 10^3 times the smaller of the result. It seems, it is needed a model, a method or applying natural effects to compensate this major difference, we enter FSI effects. As it was said, the experimental range of $B_c^+ \rightarrow D^0 K^+$ decay is within the range of 3.72×10^{-5} to 11.16×10^{-5} , that is, a relatively large range, this is why we decided to re-calculate the branching ratio of this decay by entering FSI effects. In the previous works [10, 11, 12], we have seen that the calculation of intermediate state effects is very sensitive to phenomenological parameter. In some cases, by changing the two units in the value of this parameter, the final result is changed to several times. In the $B_c^+ \rightarrow D^0 K^+$ decay, since the limit of the experimental result is approximately three times, the phenomenological parameter change can cover the range of experimental results. In this paper, we are talking about the fact that during the $B_c^+ \rightarrow D^0 K^+$ decay some middle particles are produced, in the way that before D^0 and K^+ particles occur in the final state the middle particles are formed which have been converted into final mesons by exchanging another particle. The process of producing these middle and exchanged particles is determined through Feynman diagrams.

For FSI quark model, the Feynman graphs are presented in two types: the first one is the T-channel and the second one is the cross section-channel. In the T-channel, two final mesons of D^0 and K^+ share one quark and one anti-quark with the same flavor (u). The intermediate mesons are produced by sharing c, d and s quarks. In this case, the intermediate state mesons $J/\psi D_s^{+(*)}$ (both $J/\psi D_s^+$ and $J/\psi D_s^{*+}$), $D^{+(*)} K^{0(*)}$ and $D_s^{+(*)} \phi$ can be produced with D^0 , π^- and K^- exchange mesons, respectively. In the cross section channel, two final mesons exchange one non-flavored quark with intermediate mesons crosswisely. For the $B_c^+ \rightarrow D^0 K^+$ decay, the two final state mesons D^0 and K^+ exchange c and u quarks with intermediate mesons, crosswisely. In this case, $D^{+(*)} p$ mesons in which p can be π^0, ρ^0, η and ω in the intermediate and D^0 meson as the exchange meson can be presented in this process. Also, two final mesons D^0 and K^+ each of them can exchanges one anti-particle \bar{u} and \bar{s} , respectively, with intermediate state mesons, crosswisely. Then, intermediate mesons will be the same as the previous mesons $D^{+(*)} p$ (which p-types have already been identified), while exchanged meson in this process is K^- . In general, the $B_c^+ \rightarrow D^0 K^+$ decay is transformed into following decays using FSI effects on the T-channel:

$$\begin{aligned} B_c^+ &\rightarrow J/\psi D_s^{+(*)} \rightarrow D^0 K^+ \text{ exchange meson is } D^0, \\ B_c^+ &\rightarrow D^{+(*)} K^{0(*)} \rightarrow D^0 K^+ \text{ exchange meson is } \pi^-, \\ B_c^+ &\rightarrow D_s^{+(*)} \phi \rightarrow D^0 K^+ \text{ exchange meson is } K^-, \end{aligned} \quad (3)$$

and transformed into the following decays in the cross section-channel:

$$\begin{aligned} B_c^+ &\rightarrow D_s^{+(*)} P \rightarrow D^0 K^+ \text{ exchange meson is } D^0, \\ B_c^+ &\rightarrow D_s^{+(*)} P \rightarrow D^0 K^+ \text{ exchange meson is } K^-. \end{aligned} \quad (4)$$

As an example, for the intermediate state $B_c^+ \rightarrow J/\psi D_s^{+(*)}$, it can be said that before the two mesons D^0 , K^+ are produced in the final state, two mesons J/ψ and $D_s^{+(*)}$ which are produced

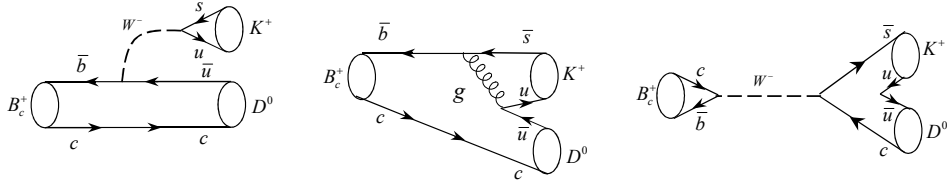


Figure 1: Diagrams for $B_c^+ \rightarrow D^0 K^+$ decay.

in the intermediate state are transformed to the final state mesons by exchanging D^0 meson. To calculate the total amplitude of the $B_c^+ \rightarrow D^0 K^+$ decay, the five channels listed above (three T-channels and two cross section-channels) which are calculated using FSI method, should be added. In the calculations, we also need the individual amplitudes of the intermediate states. So, in the next section, we calculate the intermediate state amplitudes.

2 Short distance processes

2.1 Amplitude of $B_c^+ \rightarrow D^0 K^+$ decay by using the QCD factorization approaches

A detailed discussion of the QCD factorization approaches can be found in [13, 14]. Factorization is a property of the heavy-quark limit, in which we assume that the b quark mass is parametrically large. The QCD factorization formalism allows us to compute systematically the matrix elements of the effective weak Hamiltonian in the heavy-quark limit for certain two-body final states $D^0 K^+$. In this section, we obtain the amplitude of $B_c^+ \rightarrow D^0 K^+$ decay using QCD factorization method. Under the factorization approach, there are color-allowed tree and suppressed penguin diagrams to $B_c^+ \rightarrow D^0 K^+$ decay. We adopt leading order Wilson coefficients at the scale m_b for QCD factorization approach. The diagrams describing this decay are shown in Fig. 1. According to the QCD factorization, the amplitude of $B_c^+ \rightarrow D^0 K^+$ decay is given by

$$M_{QCDF}(B_c^+ \rightarrow D^0 K^+) = \frac{G_F}{\sqrt{2}} f_{K^+} \left[(m_{B_c^+}^2 - m_{D^0}^2) F^{B_c^+ \rightarrow D^0} (m_{K^+}^2) (a_1 V_{ub}^* V_{us} + a_4 V_{tb}^* V_{ts}) \right. \\ \left. + f_{B_c^+} f_{D^0} b_2 V_{cb}^* V_{cs} \right], \quad (5)$$

where a_1 and a_4 correspond to the current-current tree and penguin, and b_2 corresponds to the current-current annihilation coefficients that are given by

$$a_1 = c_1 + \frac{c_2}{N_c}, \quad a_4 = c_4 + \frac{c_3}{N_c}, \\ b_2 = \frac{C_F}{N_c^2} c_2 A_1^i, \quad (6)$$

c_i are the Wilson coefficients, $N_c = 3$ is the color number and

$$\begin{aligned} A_1^i &= 2\pi\alpha_s[9(X_A - 4 + \frac{\pi^2}{3}) + r_\chi^{D^0} r_\chi^{K^+} X_A^2], \\ C_F &= \frac{N_c^2 - 1}{2N_c}, \end{aligned} \quad (7)$$

where $r_\chi^{D^0} = 1.85$ and $r_\chi^{K^+} = 1.14$. For the running coupling constant, at two loop order (NLO) the solution of the renormalization group equation can always be written in the form

$$\alpha_s(\mu) = \frac{4\pi}{\beta_0 \ln \frac{\mu^2}{\Lambda_{QCD}^2}} \left[1 - \frac{\beta_1}{\beta_0^2} \frac{\ln(\ln \frac{\mu^2}{\Lambda_{QCD}^2})}{\ln \frac{\mu^2}{\Lambda_{QCD}^2}} \right], \quad (8)$$

here

$$\beta_0 = \frac{11N_c - 2n_f}{3}, \quad \beta_1 = \frac{34N_c^2}{3} - \frac{10N_c n_f}{3} - 2C_F n_f, \quad (9)$$

and running $\alpha_s(\mu)$ evaluated with $n_f = 5$. There are large theoretical uncertainties related to the modeling of power corrections corresponding to weak annihilation effects, we parameterize these effects in terms of the divergent integrals X_A (weak annihilation)

$$X_A = (1 + \rho e^{i\phi}) \ln \frac{m_{B_c^+}}{\Lambda_h}, \quad (10)$$

where, can be obtained by using $\rho = 0.5$, $\phi = -55^\circ$ and $\Lambda_h = 0.5 \text{ GeV}$.

2.2 Decay amplitudes of intermediate states

Each decay in the intermediate states is a two body decay of B_c^+ meson that until now the amplitude of such decays has been achieved in many ways: naive factorization, QCD factorization, improved factorization and using QCD perturbation. In present section, we use QCD factorization to obtain intermediate state amplitudes.

The first intermediate state decay is: $B_c^+ \rightarrow J/\psi D_s^{+(*)}$. Usually, in FSI, the dominant contribution of intermediate amplitudes is considered, however, here we consider all of them. The decay $B_c^+ \rightarrow J/\psi D_s^+$ happens both through $\bar{b} \rightarrow \bar{c}$ and $\bar{b} \rightarrow \bar{s}$ transitions. The tree transition of $\bar{b} \rightarrow \bar{c}$ concludes two contributions of Wilson's coefficients: a_1 and a_2 . The matrix elements of both contributions are $V_{cb}^* V_{cs}$. For a_1 contribution, the mesons of J/ψ and D_s^+ place in form factor and decay constant, respectively. But, in a_2 contribution, conversely.

The penguin transition $\bar{b} \rightarrow \bar{s}$ has a_3 and a_4 Wilson contributions. In a_3 contribution, mesons of D_s^+ and J/ψ place in the form factor and decay constant, respectively. But, in the a_4 coefficient the rule is the opposite of this. Corresponded matrix elements are $V_{tb}^* V_{ts}$.

The second and third intermediate state decays are $B_c^+ \rightarrow D_s^{+(*)} \phi$ and $B_c^+ \rightarrow D^{+(*)} K^0$. These decays only have penguin transition. In fact, they have just a_4 contribution in which mesons of D_s^+ and D^+ place in form factor and mesons of ϕ and K^0 place in decay constant. Their CKM matrix elements are $V_{tb}^* V_{ts}$.

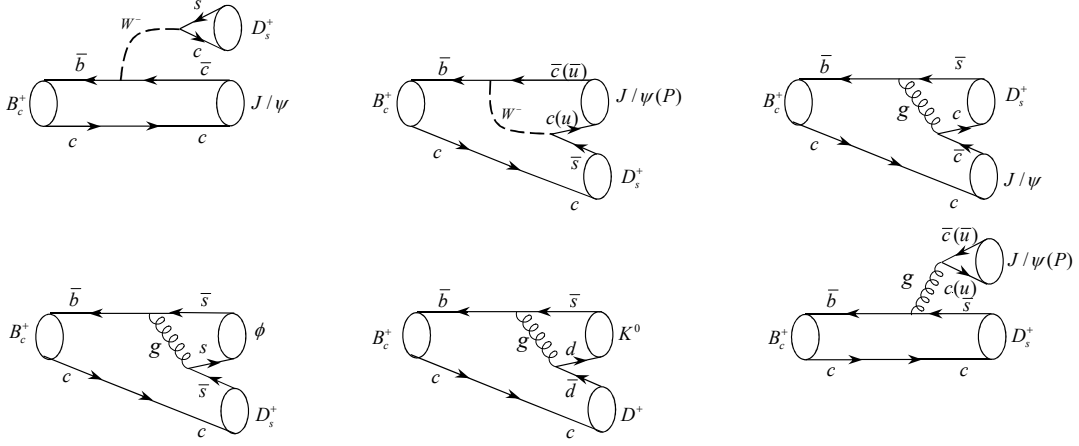


Figure 2: Feynman diagrams for intermediate states decays.

The fourth and fifth intermediate state decays are the decays of $B_c^+ \rightarrow D_s^{+(*)}P$ with $P = \pi^0, \rho^0, \omega, \eta$ which include the a_2 and a_3 contributions of tree transition $\bar{b} \rightarrow \bar{u}$ and penguin transition $\bar{b} \rightarrow \bar{s}$, respectively. The corresponding matrix elements are $V_{ub}^*V_{us}$ and $V_{tb}^*V_{ts}$, respectively. The appearance of the five decays mentioned above can be seen in the Fig. 2. In all these decays, there were contributions of Wilson. These contributions are derived from the combination of Wilson coefficients. If these coefficients are used in the normal form, the factorization is called naive factorization, while, using Wilson effective coefficients, it is called QCD factorization. Wilson tree and penguin contributions get from $a_{1,2} = c_{1,2} + c_{2,1}/3$ and $a_{3,4} = c_{3,4} + c_{4,3}/3$, respectively. The c_i are normal Wilson coefficients, these become Wilson effective coefficients if the vertex correction and hard gluon scattering are taken into account ($c_i \rightarrow c_i^{eff}$). In all of these decays, we used terms like: tree transition, penguin transition, decay constant and form factor. The form factors and decay constants for pseudo scalar and vector mesons can be written respectively as [13]:

$$\begin{aligned}
\langle P(p') | V_\mu | B(p) \rangle &= [(p + p')_\mu - \frac{m_B^2 - m_P^2}{q^2} q_\mu] F_1(q^2) + \frac{m_B^2 - m_P^2}{q^2} q_\mu F_0(q^2) \\
\langle 0 | A_\mu | P(q) \rangle &= i f_P q_\mu \\
\langle V(\epsilon, p') | V_\mu - A_\mu | B(p) \rangle &= (\epsilon^* \cdot q) \frac{2m_V}{q^2} q_\mu A_0(q^2) + (m_B + m_V) [\epsilon_\mu^* - \frac{\epsilon^* \cdot q}{q^2} q_\mu] A_1(q^2) \\
&\quad - \frac{\epsilon^* \cdot q}{m_B + m_V} [(p + p')_\mu - \frac{m_B^2 - m_V^2}{q^2} q_\mu] A_2(q^2) \\
\langle 0 | V_\mu | V(\epsilon, q) \rangle &= i f_V m_V \epsilon_\mu,
\end{aligned} \tag{11}$$

where p and v are pseudo scalar and vector mesons, respectively. The q parameter is the four-momentum of propagator the square of which is $q^2 = m_B^2 + m_p^2 - 2m_B p_p^0$. So, amplitudes

of intermediate decays take the following form:

$$\begin{aligned}
M(B_c^+ \rightarrow J/\psi D_s^+) &= i\sqrt{2}G_F m_{J/\psi} (\epsilon_{J/\psi} \cdot p_B) \{ [a_1 f_{D_s^+} A_0^{B_c^+ \rightarrow J/\psi} (m_{D_s^+}^2) + a_2 f_{J/\psi} F_1^{B_c^+ \rightarrow D_s^+} (m_{J/\psi}^2)] \\
&\quad \times V_{cb}^* V_{cs} + [a_3 f_{J/\psi} F_1^{B_c^+ \rightarrow D_s^+} (m_{J/\psi}^2) + a_4 f_{D_s^+} A_0^{B_c^+ \rightarrow J/\psi} (m_{D_s^+}^2)] V_{tb}^* V_{ts} \} \\
M(B_c^+ \rightarrow J/\psi D_s^{*+}) &= i\frac{G_F}{\sqrt{2}} \{ f_{D_s^{*+}} m_{D_s^{*+}} [(\epsilon_{J/\psi} \cdot \epsilon_{D_s^{*+}})(m_{B_c^+} + m_{J/\psi}) A_1^{B_c^+ \rightarrow J/\psi} (m_{D_s^{*+}}^2) \\
&\quad - (\epsilon_{J/\psi} \cdot p_{B_c^+})(\epsilon_{D_s^{*+}} \cdot p_{B_c^+}) \frac{2A_2^{B_c^+ \rightarrow J/\psi} (m_{D_s^{*+}}^2)}{m_{B_c^+} + m_{J/\psi}}] (a_1 V_{cb}^* V_{cs} + a_4 V_{tb}^* V_{ts}) \\
&\quad + f_{J/\psi} m_{J/\psi} [(\epsilon_{J/\psi} \cdot \epsilon_{D_s^{*+}})(m_{B_c^+} + m_{D_s^{*+}}) A_1^{B_c^+ \rightarrow D_s^{*+}} (m_{J/\psi}^2) \\
&\quad - (\epsilon_{J/\psi} \cdot p_{B_c^+})(\epsilon_{D_s^{*+}} \cdot p_{B_c^+}) \frac{2A_2^{B_c^+ \rightarrow D_s^{*+}} (m_{J/\psi}^2)}{m_{B_c^+} + m_{D_s^{*+}}}] a_2 V_{cb}^* V_{cs} \} \\
M(B_c^+ \rightarrow D_s^{*+} \phi) &= i\frac{G_F}{\sqrt{2}} [(\epsilon_{D_s^{*+}} \cdot \epsilon_\phi)(m_{B_c^+} + m_{D_s^{*+}}) A_1^{B_c^+ \rightarrow D_s^{*+}} (m_\phi^2) \\
&\quad - (\epsilon_\phi \cdot p_{B_c^+})(\epsilon_{D_s^{*+}} \cdot p_{B_c^+}) \frac{2A_2^{B_c^+ \rightarrow D_s^{*+}} (m_\phi^2)}{m_{B_c^+} + m_{D_s^{*+}}}] a_4 V_{tb}^* V_{ts} \\
M(B_c^+ \rightarrow D_s^+ \phi) &= i\sqrt{2}G_F f_\phi m_\phi (\epsilon_\phi \cdot p_B) F_1^{B_c^+ \rightarrow D_s^+} (m_\phi^2) a_4 V_{tb}^* V_{ts} \\
M(B_c^+ \rightarrow D^+ K^0) &= i\frac{G_F}{\sqrt{2}} f_{K^0} (m_{B_c^+}^2 - m_{D^+}^2) F^{B_c^+ \rightarrow D^+} (m_{K^0}^2) a_4 V_{tb}^* V_{ts} \\
M(B_c^+ \rightarrow D_s^+ P) &= i\frac{G_F}{\sqrt{2}} f_P (m_{B_c^+}^2 - m_{D_s^+}^2) F^{B_c^+ \rightarrow D_s^+} (m_P^2) (a_2 V_{ub}^* V_{us} + a_3 V_{tb}^* V_{ts}), \tag{12}
\end{aligned}$$

with $P = \pi^0, \rho^0, \omega, \eta$; $a_2 = c_2 + c_1/3$ and $a_3 = c_3 + c_4/3$.

3 Amplitudes of the long distance processes

We know the above mentioned decays as intermediate state decays. In this process, first the decaying meson decays into two intermediate mesons, then, these two intermediate mesons are changed into final mesons by exchanging a meson. FSI is done using two channels named T-channel and cross section-channel. In T-channel, the two final mesons share co-flavour quark and anti-quark with their same flavour. But, in cross section channel, two final mesons exchange two non-flavoured quarks or anti-quarks, crosswisely. As we know, the D^0 and K^+ mesons constructed from $c\bar{u}$ and $u\bar{s}$ quark anti-quark, respectively. Then, these two mesons, which are in the final state, can share quark anti-quark with their same flavour i.e. u quark in channel T. On the other hand, intermediate state mesons can be produced by sharing co-flavoured quark anti-quark like c, s and d which can be $J/\psi D_s^{+(*)}$, $D_s^{+(*)} \phi$ and $D^{+(*)} K^{0(*)}$ mesons. Interchanging mesons of these processes are called D^0 , K^- and π^- , respectively. In cross section channel, two final state mesons D^0 and K^+ exchange \bar{u} and \bar{s} anti-quarks, respectively. In this state, $D_s^+ P$ with $P = \omega, \rho^0, \eta$ and π^0 are intermediate mesons and K^- is interchange meson. In this channel, there is another state in which two final mesons D^0 and K^+ mesons exchange c

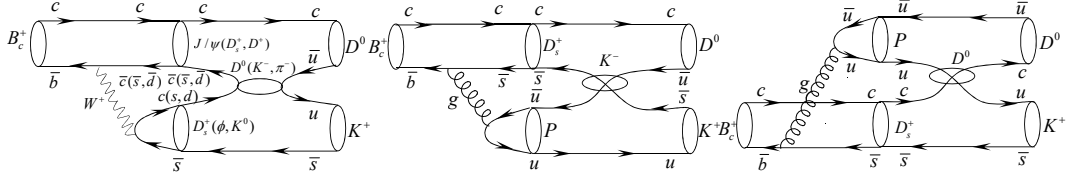


Figure 3: Diagrams of meson vertices.

and u quarks, respectively. Thus, intermediate mesons are the same as the previous i.e. $D_s^+ p$ and D^0 is the intermediate meson. Fig. 3 illustrates FSI diagrams for $B_c^+ \rightarrow D^0 K^+$ decay through T and cross section channels. The form factors corresponded to FSI are different from those defined in the previous section. In the two-body decay of previous section the exchanged particle in interaction i.e. propagator is the elementary particle boson or gluon, but in FSI the exchange particle is a meson. Since, the form factor depends on mass and momentum of particle, here too, we introduce the FSI form factor as a function of mass and momentum $F(q^2, m_i^2) = (\Lambda^2 - m_i^2)/(\Lambda^2 - q^2)$ in which m_i and q are the mass and momentum parameter that shows the effectiveness of strong interaction in a weak interaction through $\Lambda = m_i + \eta \Lambda_{QCD}$. The parameter Λ_{QCD} is strong interaction energy scale which has the range of from 225 MeV to 750 MeV. We usually consider the value of Λ_{QCD} constant equal to 225 MeV. Then, we change the phenomenological parameter η . The range of this parameter is defined according to the exchanged mesons. In Ref. [15], D and D^* are exchanged mesons which the authors have considered the range of η parameter from 0.5 to 3. However, in Ref [16], for similar exchanged mesons, authors have considered 5 for parameter η . In Ref [17], calculations are made for $\eta = 4$. In present paper, we have considered the range of η from 1 to 3. The more the value of η , the more the effect of strong interaction. The mesons vertex factor is another important factor in FSI. This factor is proportional to the coupling constant of meson in vertices. There are three mesons in the top vertex and three mesons in the down vertex which should follow meson vertex rules. The first of them says that there must be at least one vector meson in each vertex. Also, vector mesons should be symmetric in the final and intermediate state in the manner that if two final mesons are pseudo scalar, the intermediate mesons both should either be pseudo scalar or vector mesons. In the decay considered in this article, $B_c^+ \rightarrow D^0 K^+$, because two final mesons are pseudo scalar, the intermediate mesons both should be either pseudo scalar or vector mesons. In the case in which both intermediate mesons are pseudo scalar, the exchanged meson should be vector meson. In the case in which both intermediate mesons are vector, the intermediate mesons can be both scalar and vector. Applying these rules, the following decays in the T-channel can be calculated:

$$\begin{aligned}
B_c^+ &\rightarrow J/\psi D_s^{*+} \rightarrow D^0 K^+ \text{ exchange mesons are } D^0, D^{*0} \\
B_c^+ &\rightarrow D^+ K^0 \rightarrow D^0 K^+ \text{ exchange meson is } \rho^- \\
B_c^+ &\rightarrow D^{*+} K^{*0} \rightarrow D^0 K^+ \text{ exchange mesons are } \pi^-, \rho^- \\
B_c^+ &\rightarrow D_s^{*+} \phi \rightarrow D^0 K^+ \text{ exchange mesons are } K^-, K^{*-}.
\end{aligned} \tag{13}$$

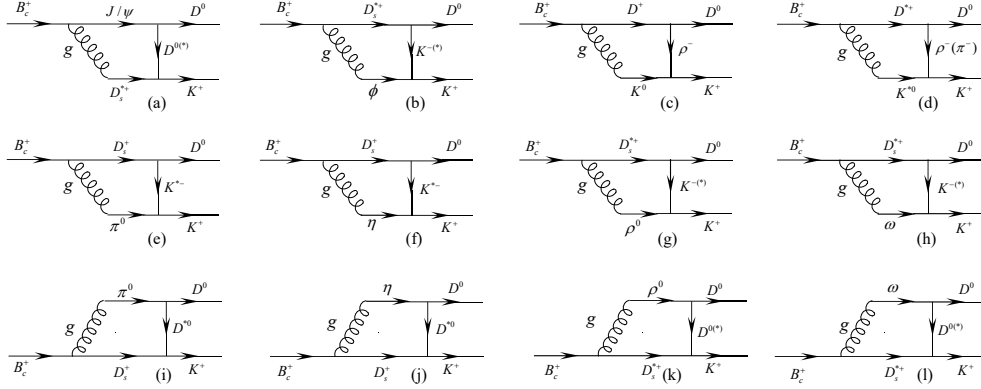


Figure 4: Diagrams of meson vertexes.

Also in the cross section channel the following decays are calculated:

$$\begin{aligned}
B_c^+ &\rightarrow D_s^+ \pi^0 \rightarrow D^0 K^+ \quad \text{exchang meson is } D^{*0} \\
B_c^+ &\rightarrow D_s^+ \eta \rightarrow D^0 K^+ \quad \text{exchang meson is } D^{*0} \\
B_c^+ &\rightarrow D_s^{*+} \rho^0 \rightarrow D^0 K^+ \quad \text{exchang mesons are } D^0, D^{*0} \\
B_c^+ &\rightarrow D_s^{*+} \omega \rightarrow D^0 K^+ \quad \text{exchang mesons are } D^0, D^{*0} \\
B_c^+ &\rightarrow D_s^+ \pi^0 \rightarrow D^0 K^+ \quad \text{exchang meson is } K^{*-} \\
B_c^+ &\rightarrow D_s^+ \eta \rightarrow D^0 K^+ \quad \text{exchang meson is } K^{*-} \\
B_c^+ &\rightarrow D_s^{*+} \rho^0 \rightarrow D^0 K^+ \quad \text{exchang mesons are } K^-, K^{*-} \\
B_c^+ &\rightarrow D_s^{*+} \omega \rightarrow D^0 K^+ \quad \text{exchang mesons are } K^-, K^{*-}.
\end{aligned} \tag{14}$$

The meson vertices corresponded to FSI are seen in the Fig. 4. For example, consider to the meson vertex $\phi K K$. This vertex shows the decay of ϕ meson into two KK mesons. The coupling constant of the vertex is obtained from the relation $g_{\phi KK} = (m_\phi / |\vec{p}_K|) \sqrt{(6\pi \Gamma_{\phi \rightarrow KK}^{exp}) / |\vec{p}_K|}$ in which in the particles data group (PDG), $\Gamma_{\phi \rightarrow KK}^{exp}$ is given 2.09 MeV [9]. The parameter $|\vec{p}|$ is the K -meson's momentum in the ϕ -meson's rest frame. The rest of the coupling constant of their meson vertexes, can be obtained from the similar relation for ϕ -meson decay. The vertex factors which include a vector meson V and two pseudo scalar mesons P , can be obtained from $\langle P_1(p_1) P_2(p_2) | i\ell | V_3(\epsilon_3, p_3) \rangle = -ig_{p_1 p_2 V} \epsilon_3 \cdot (p_1 + p_2)$. As an example, vertex factor of $J/\psi DD$ and $\phi K K$ are:

$$\begin{aligned}
\langle D(p_1) D(p_2) | i\ell | J/\psi(\epsilon_3, p_3) \rangle &= -ig_{J/\psi DD} \epsilon_3 \cdot (p_1 + p_2), \\
\langle K(p_1) K(p_2) | i\ell | \phi(\epsilon_3, p_3) \rangle &= -ig_{\phi KK} \epsilon_3 \cdot (p_1 + p_2).
\end{aligned} \tag{15}$$

The factor of the $\langle P_1(p_1) V_2(\epsilon_2, p_2) | i\ell | V_3(\epsilon_3, p_3) \rangle = -i\sqrt{2} g_{p_1 V_2 V_3} \epsilon_{\mu\nu\alpha\beta} \epsilon_2^\mu \epsilon_3^{*\nu} p_1^\alpha p_2^\beta$ is used for the vertex factors which include a pseudo scalar meson P and two vector mesons V , so, the vertex

factor of $J/\psi D^* D$ and $\phi K^* K$ are:

$$\begin{aligned}\langle D(p_1) D^*(\epsilon_2, p_2) | i\ell | J/\psi(\epsilon_3, p_3) \rangle &= -i\sqrt{2} g_{J/\psi D^* D} \epsilon_{\mu\nu\alpha\beta} \epsilon_2^\mu \epsilon_3^{*\nu} p_1^\alpha p_2^\beta \\ \langle K(p_1) K^*(\epsilon_2, p_2) | i\ell | \phi(\epsilon_3, p_3) \rangle &= -i\sqrt{2} g_{\phi K^* K} \epsilon_{\mu\nu\alpha\beta} \epsilon_2^\mu \epsilon_3^{*\nu} p_1^\alpha p_2^\beta.\end{aligned}\quad (16)$$

Finally, one can calculate the amplitude of graphs that have meson loops as shown in Fig. 4, for the case in which both mesons are pseudo scalar as:

$$\begin{aligned}M(B_c^+(p_{B_c^+}) \rightarrow P_1(p_1) P_2(p_2) \rightarrow P_3(p_3) P_4(p_4)) &= \frac{1}{2} \int \frac{d^3 \vec{p}_1}{2E_1(2\pi)^3} \frac{d^3 \vec{p}_2}{2E_2(2\pi)^3} \\ &\times (2\pi)^4 \delta^4(p_{B_c^+} - p_1 - p_2) M(B_c^+ \rightarrow P_1 P_2) G(P_1 P_2 \rightarrow P_3 P_4),\end{aligned}\quad (17)$$

in Eq. (17), $P_1 P_2$ and $P_3 P_4$ mesons are intermediate and final state mesons, respectively and $G(P_1 P_2 \rightarrow P_3 P_4)$ shows meson vortices factors which include the product of top factor in down factor in each graph. For the case which both intermediate mesons are vector mesons, the amplitude of graph, including meson loop is obtained from the following equation:

$$\begin{aligned}M(B_c^+(p_{B_c^+}) \rightarrow V_1(\epsilon_1, p_1) V_2(\epsilon_2, p_2) \rightarrow P_3(p_3) P_4(p_4)) &= \frac{1}{2} \int \frac{d^3 \vec{p}_1}{2E_1(2\pi)^3} \frac{d^3 \vec{p}_2}{2E_2(2\pi)^3} \\ &\times (2\pi)^4 \delta^4(p_{B_c^+} - p_1 - p_2) f_{V_1} m_{V_1} V_{CKM}[(\epsilon_1^* \cdot \epsilon_2^*)(m_{B_c^+} + m_2) A_1^{B_c^+ \rightarrow V_2}(m_1^2) \\ &- (\epsilon_1^* \cdot p_{B_c^+})(\epsilon_2^* \cdot p_{B_c^+}) \frac{2A_2^{B_c^+ \rightarrow V_2}(m_1^2)}{m_{B_c^+} + m_2}] G(P_1 P_2 \rightarrow P_3 P_4),\end{aligned}\quad (18)$$

which is assumed in that the vector mesons V_2 and V_1 are set in form factor and vacuum state, respectively. But, in the case with vector mesons V_1 and V_2 are set in form factor and vacuum state, respectively, indices are replaced in Eq. (18). So, the first amplitude of the nineteen amplitudes of Fig. 4. i.e amplitude $B_c^+ \rightarrow D^0 K^+$, with $D^0(q)$ as an exchanged meson, can be written as:

$$\begin{aligned}M(3a, D^0) &= i \frac{G_F}{4\sqrt{2}\pi m_{B_c^+}} f_{D_s^{*+}} m_{D_s^{*+}} a_1 V_{cb}^* V_{cs} g_{J/\psi D D^*} g_{D_s^* D K} \int_{-1}^{+1} |\vec{p}_1| d(\cos\theta) \frac{F^2(q^2, m_D^2)}{q^2 - m_D^2} \\ &\times [(m_{B_c^+} + m_{J/\psi}) A_1^{B_c^+ \rightarrow J/\psi}(m_{D_s^{*+}}^2) K_1 - \frac{2A_2^{B_c^+ \rightarrow J/\psi}(m_{D_s^{*+}}^2)}{m_{B_c^+} + m_{J/\psi}} K_1'],\end{aligned}\quad (19)$$

in Eq. (19) θ is the angle between momentums \vec{p}_1 and \vec{p}_3 , also $q = p_1 - p_3 = p_4 - p_2$ is the momentum of exchanged meson. In this case, $q^2 - m_D^2$ has the form $m_1^2 - 2E_1 E_3 + 2|\vec{p}_1||\vec{p}_3|\cos\theta$. The parameters K_1 and K_1' show the product of polarization vectors of vector mesons where $K_1 = (\epsilon_1 \cdot p_3)(\epsilon_2 \cdot p_4)(\epsilon_1^* \cdot \epsilon_2^*)$ and $K_1' = (\epsilon_1 \cdot p_3)(\epsilon_2 \cdot p_4)(\epsilon_1 \cdot p_2)(\epsilon_2 \cdot p_1)$. The second amplitude shows the same process as before with the difference that the exchanged meson in this case is vector meson, so, we have:

$$\begin{aligned}M(3a, D^{*0}) &= i \frac{G_F}{8\sqrt{2}\pi m_{B_c^+}} f_{D_s^{*+}} m_{D_s^{*+}} a_1 V_{cb}^* V_{cs} g_{J/\psi D^* D} g_{D_s^* D^* K} \int_{-1}^{+1} |\vec{p}_1| d(\cos\theta) \frac{F^2(q^2, m_{D^*}^2)}{q^2 - m_{D^*}^2} \\ &\times [(m_{B_c^+} + m_{J/\psi}) A_1^{B_c^+ \rightarrow J/\psi}(m_{D_s^{*+}}^2) K_2 - \frac{2A_2^{B_c^+ \rightarrow J/\psi}(m_{D_s^{*+}}^2)}{m_{B_c^+} + m_{J/\psi}} K_2'],\end{aligned}\quad (20)$$

where $K_2 = \epsilon_{\mu\nu\alpha\beta}\epsilon_1^\mu\epsilon_{D^*}^\nu p_3^\alpha p_1^\beta \epsilon_{\rho\sigma\lambda\eta}\epsilon_2^\rho\epsilon_{D^*}^\sigma p_4^\lambda p_2^\eta (\epsilon_1^* \cdot \epsilon_2^*)$ and $K'_2 = \epsilon_{\mu\nu\alpha\beta}\epsilon_1^\mu\epsilon_{D^*}^\nu p_3^\alpha p_1^\beta \epsilon_{\rho\sigma\lambda\eta}\epsilon_2^\rho\epsilon_{D^*}^\sigma p_4^\lambda p_2^\eta (\epsilon_1 \cdot p_{B_c})(\epsilon_2 \cdot p_{B_c})$. In this amplitude, $q^2 - m_{D^*}^2$ has the form of $m_1^2 + m_3^2 - m_{D^*}^2 - 2E_1 E_3 + 2|\vec{p}_1||\vec{p}_3|\cos\theta$.

$$M(3b, K^-) = i \frac{G_F}{4\sqrt{2}\pi m_{B_c^+}} f_\phi m_\phi a_4 V_{tb}^* V_{ts} g_{D_s^* DK} g_{\phi KK} \int_{-1}^{+1} |\vec{p}_1| d(\cos\theta) \frac{F^2(q^2, m_K^2)}{q^2 - m_K^2} \\ \times [(m_{B_c^+} + m_{D_s^{*+}}) A_1^{B_c^+ \rightarrow D_s^{*+}}(m_\phi^2) K_1 - \frac{2A_2^{B_c^+ \rightarrow D_s^{*+}}(m_\phi^2)}{m_{B_c^+} + m_{D_s^{*+}}} K'_1]. \quad (21)$$

To calculate the amplitude $M(3b, K^{*-})$ it is enough to do as follow:

- 1) convert 4 to 8 in the denominator of the first fraction line,
- 2) replace $g_{D_s^* DK} g_{KK\phi}$ with $g_{D_s^* DK^*} g_{KK^*\phi}$,
- 3) replace m_K with m_{K^*} in the face and denominator of the second fraction line,
- 4) convert coefficients K_1 and K'_1 to K_2 and K'_2 , respectively.

The FSI amplitude of the third graph of figure 3, the amplitude $B_c^+ \rightarrow D^+(p_1) K^0(p_2) \rightarrow D^0(p_3) K^+(p_4)$ with $\rho^-(q)$ as exchange meson can be written as:

$$M(3c) = -g_{DD\rho} g_{KK\rho} \int_{-1}^{+1} \frac{|\vec{p}_1| d(\cos\theta)}{16\pi m_{B_c^+}} M(B_c^+ \rightarrow D^+ K^0) \frac{F^2(q^2, m_\rho^2)}{q^2 - m_\rho^2} K_3, \quad (22)$$

where $K_3 = p_{1\mu}\epsilon_\rho^\mu p_{2\nu}\epsilon_\rho^\nu$. The amplitude of the remaining graphs of figure 3 are obtained as written amplitudes. Finally, the total amplitude of the FSI for $B_c^+ \rightarrow D^0 K^+$ decay is calculated as:

$$M_{FSI}(B_c^+ \rightarrow D^0 K^+) = M(3a, D) + M(3a, D^*) + M(3b, K) + M(3b, K^*) \\ + M(3c) + M(3d, \pi) + M(3d, \rho) \dots M(3l, K) + M(3l, K^*). \quad (23)$$

At the end, one can calculate the branching ratio as:

$$\mathcal{B}(B_c^+ \rightarrow D^0 K^+) = \frac{1}{\Gamma_{\text{tot}}} \frac{|M(B_c^+ \rightarrow D^0 K^+)|^2}{16\pi m_{B_c^+}}, \quad (24)$$

where $\Gamma_{\text{tot}} = 4.219 \times 10^{-13}$ GeV [18].

4 Experimental and theoretical data

The meson masses and decay constants needed in our calculations are listed in the section (I) of the table 1. The Cabibbo-Kobayashi-Maskawa (CKM) matrix is a 3×3 unitary matrix, the elements of this matrix can be parameterized by three mixing angles A , λ , ρ and a CP-violating phase η [9]: $V_{us} = \lambda$, $V_{ub} = A\lambda^3(\rho - i\eta)$, $V_{cs} = 1 - \lambda^2/2$, $V_{cb} = A\lambda^2$, $V_{ts} = -A\lambda^2$ and $V_{tb} = 1$, the results are shown in section (II) of the table 1. The values of the coupling constants and the corresponding form factors are given in sections (III) and (IV) of the table 1, respectively. The Wilson coefficients c_1 , c_2 , c_3 and c_4 in the effective weak Hamiltonian have been reliably evaluated by the next-to-leading logarithmic order. To proceed, we use the

following numerical values at $\mu = m_b$ scale, which have been obtained in the NDR scheme, these coefficient numbers are inserted in the section (V) of the table 1 [14]. Using the parameters relevant for the $B_c^+ \rightarrow D^0 K^+$ decay, we get flavor averaged branching ratio for the QCD factorization method as:

$$\mathcal{B}_{QCDF}(B_c^+ \rightarrow D^0 K^+) = 1.41 \times 10^{-7}. \quad (25)$$

Now, applying the effects of the FSI, we obtain the branching ratios of $B_c^+ \rightarrow D^0 K^+$ decay with different values of η , for $\eta = 1$ we get the number of the $(1.17 \pm 0.19) \times 10^{-5}$, for $\eta = 2$ the value is $(5.89 \pm 0.92) \times 10^{-5}$ and the result of our calculation is $(11.65 \pm 1.73) \times 10^{-5}$ by choosing $\eta = 3$. The results show that the branching ratios are very sensitive to the variation of η .

5 Conclusion

The decay of $B_c^+ \rightarrow D^0 K^+$ was calculated theoretically before being experimentally observed and before any experimented data is measured for it. The result was 1.34×10^{-7} using QCD factorization approach and 6.60×10^{-5} using perturbative QCD method. Until the LHCb collaboration obtained the experimental branching ratio of this decay between 3.72×10^{-5} and 11.16×10^{-5} . In this work, we have calculated the contribution of the FSI, i.e. inelastic rescattering processes to the branching ratio of $B_c^+ \rightarrow D^0 K^+$ decay and find that it spans a relatively wider range of $(1.17 \sim 11.65) \times 10^{-5}$ which is obviously larger than the theoretically predicted value and comparable with the perturbative QCD prediction. Our predicted also covers the experimental range.

References

- [1] F. Abe et al., CDF Collaboration, Phys. Rev. Lett **81** (1998) 2432.
- [2] T. Aaltonen et al., CDF Collaboration, Phys. Rev. Lett **100** (2008) 182002.
- [3] V. Abazov et al., D^0 Collaboration, Phys. Rev. Lett **101** (2008) 012001.
- [4] J. Zhang and X.Q. Yu, Eur. Phys. J. C **63** (2009) 435.
- [5] H.f. Fu, Y. Jiang, C.S. Kim and G.L. Wang, JHEP **1106** (2011) 015.
- [6] R. Aaij et al., LHCb Collaboration, Phys. Rev. Lett **118** (2017) 118003.
- [7] D. Ebert, R.N. Faustov, and V.O. Galkin, Phys. Rev. D **68** (2003) 094020.
- [8] C.H. Chang and Y.Q. Chen, Phys. Rev. D **49** (1994) 3399.
- [9] M. Tanabashi et al. (Particle Data Group), Phys. Rev. D **98** (2018) 030001.
- [10] B. Mohammadi, Nucl. Phys. A **969** (2018) 196.

- [11] B. Mohammadi and H. Mehraban, Adv. High Energy Phys **2012** (2012) 203692.
- [12] B. Mohammadi and H. Mehraban, Int. J. Theor. Phys **52** (2013) 2363.
- [13] A. Ali, G. Kramer and C.D. Lu, Phys. Rev. D **58** (1998) 094009.
- [14] M. Beneke, G. Buchalla, M. Neubert and C.T. Sachrajda, Nucl. Phys. B **606** (2001) 245.
- [15] X. Liu, B. Zhang and S.L. Zhu, Phys. Lett. B **645** (2007) 185.
- [16] P. Colangelo, F.D. Fazio and T.N. Pham, Phys. Lett. B **542** (2002) 71.
- [17] C. Meng and K.T. Chao, Phys. Rev. D **75** (2007) 114002.
- [18] Z. Xiao, W. Li, L. Guo and G. Lu, Eur. Phys. J. C **18** (2001) 681.
- [19] Y.S. Oh, T. Song and S.H. Lee, Phys. Rev. C **63** (2001)034901.
- [20] V.M. Belyaev, V.M. Braun, A. Khodjamirian and R. Ruchl, Phys. Rev. D **51** (1995) 6177.
- [21] H.Y. Cheng, C.K. Chua and A. Soni, Phys. Rev. D **71** (2005) 014030.
- [22] C. D. Lu, Y.L. Shen and W. Wang, Phys. Rev. D **73** (2006) 034005.
- [23] X. Liu, B. Zhang, L.L. Shen and S.L. Zhu, Phys. Rev. D **75** (2007) 074017.
- [24] R. Dhir and R.C. Verma, Phys. Rev. D **79** (2009) 034004.

Table 1: Input parameters.

I) Mesons masses decay constants (in units of MeV) [9]		
$m_{B_c^+} = 6274.9 \pm 0.08$	$m_{J/\psi} = 3096.900 \pm 0.006$	$m_{D_s^{+*}} = 2112.2 \pm 0.4$
$m_{D_s^+} = 1968.34 \pm 0.07$	$m_{D^0} = 1864.83 \pm 0.05$	$m_\phi = 1019.461 \pm 0.016$
$m_\omega = 782.65 \pm 0.12$	$m_{\rho^0} = 775.26 \pm 0.25$	$m_\eta = 547.862 \pm 0.017$
$m_{K^0} = 497.611 \pm 0.013$	$m_{K^+} = 493.677 \pm 0.016$	$m_{\pi^0} = 134.9773 \pm 0.0005$
$f_{B_c} = 489 \pm 4$	$f_{J/\psi} = 418 \pm 9$	$f_{D_s^*} = 315 \pm 8$
$f_{D_s} = 294 \pm 7$	$f_D = 234 \pm 15$	$f_\phi = 215 \pm 5$
$f_\rho = 210 \pm 4$	$f_\omega = 195 \pm 2$	$f_K = 159.8 \pm 1.84$
$f_\pi = 130.70 \pm 0.46$	$f_\eta = 63.6 \pm 0.23$	
II) CKM matrix elements [9]		
$V_{ub} = 0.00394 \pm 0.00036$	$V_{cb} = 0.0422 \pm 0.0008$	$V_{tb} = 1.019 \pm 0.025$
$V_{us} = 0.2243 \pm 0.0005$	$V_{cs} = 0.997 \pm 0.017$	$V_{ts} = 0.0394 \pm 0.0023$
III) Coupling constants		
$g_{DD\rho} = 2.52$	$g_{D^*D\rho} = 2.82$	$g_{J/\psi DD} = 7.71$
$g_{J/\psi D^*D} = 8.64$ [19]	$g_{D^*D\pi} = 12.5$ [20]	$g_{D_s^*DK} = 18.34$ [21]
$g_{D_s^*D^*K} = 9.23$	$g_{K^*K\pi} = 4.6$ [22]	
$g_{K^*K\rho} = g_{K^*K\phi} = 6.48$	$g_{KK\rho} = g_{KK\phi} = 5.55$ [23]	
IV) Form factors [24]		
$A_0^{B_c \rightarrow J/\psi} = 0.58^{+0.01}_{-0.03}$	$A_1^{B_c \rightarrow J/\psi} = 0.63^{+0.03}_{-0.03}$	$A_2^{B_c \rightarrow J/\psi} = 0.74^{+0.05}_{-0.06}$
$A_1^{B_c \rightarrow D_s^{+*}} = 0.18^{+0.01}_{-0.02}$	$A_2^{B_c \rightarrow D_s^{+*}} = 0.20^{+0.02}_{-0.03}$	
$F^{B_c \rightarrow D} = 0.057^{+0.06}_{-0.08}$	$F^{B_c \rightarrow D_s} = 0.15 \pm 0.01$	
V) Wilson coefficients [14]		
$c_1 = 1.081$	$c_2 = -0.190$	$c_3 = 0.014$
$c_4 = -0.036$		