



Block based Singular Value Decomposition approach to matrix factorization for recommender systems

Prasad Bhavana^{a,**}, Vikas Kumar^b, Vineet Padmanabhan^a

^aArtificial Intelligence Lab, School of Computer and Information Sciences, University of Hyderabad, Hyderabad-500046, AndhraPradesh, India

^bCentral University of Rajasthan, Rajasthan, India

ABSTRACT

With the abundance of data in recent years, interesting challenges are posed in the area of recommender systems. Producing high quality recommendations with scalability and performance is the need of the hour. Singular Value Decomposition(SVD) based recommendation algorithms have been leveraged to produce better results. In this paper, we extend the SVD technique further for scalability and performance in the context of 1) multi-threading 2) multiple computational units (with the use of Graphical Processing Units) and 3) distributed computation. We propose block based matrix factorization (BMF) paired with SVD. This enabled us to take advantage of SVD over basic matrix factorization(MF) while taking advantage of parallelism and scalability through BMF. We used Compute Unified Device Architecture (CUDA) platform and related hardware for leveraging Graphical Processing Unit (GPU) along with block based SVD to demonstrate the advantages in terms of performance and memory.

© 2019 Elsevier Ltd. All rights reserved.

1. Introduction

Recommending items to a user based on his/her past preferences is a well-studied problem in the area of Machine Learning (ML). In the recent past, several techniques have been proposed to address the problem of recommendation. These techniques are primarily grouped into three major categories namely content-based recommendation, collaborative recommendation (filtering) and hybrid recommendation. In the content-based approach, the recommendation is made by using the profile information of a user and an item. For example, in movie recommendation the movie profile can contain the *genre* information and then based on the user interest for the *genre*, a particular movie is recommended. In collaborative filtering, an item is recommended to a user based on his/her past preferences and the preference information of other similar users. For example, in movie recommendation the rating information can be used to find other similar users. The hybrid approach can be seen as a combination of both the content-based and collaborative-based model.

The content-based collaborative filtering has certain limitations and cannot be applied to situations where the item features are not meaningful or to situations where there is a need to capture the change in user interests over time. Collaborative filtering alleviates the above mentioned challenges as it only requires the preference (implicit or explicit) information for recommendation. There are several approaches of collaborative filtering which can be further grouped into memory-based and model-based collaborative filtering. In memory-based collaborative filtering, the recommendation is made by finding the similarity score between a user and items. Based on the similarity score, a list of top- K items are recommended to a user. Recommending items based on nearest neighborhood is a typical example of memory-based collaborative filtering. At first, given a target user, a set of k -similar users are first identified based on the observed preferences. Then the model recommends a set of items based on the likes of similar users. In most of the real-world data sets, the observed preferences are very sparse and there are very few items rated by a set of common users. This leads to the calculation of unreliable similarity values and in such scenarios memory-based models perform very poorly (22). On the other hand, in model-based collaborative filtering, the goal is to learn the latent (hidden) representation of the users and the

**Corresponding author: Tel.: +91-40-23014559; fax: +91-40-23134012;
e-mail: 17mcp14@uohyd.ac.in, prasadbgv@gmail.com (Prasad Bhavana), vikas007bca@gmail.com (Vikas Kumar), vineetcs@uohyd.ernet.in (Vineet Padmanabhan)

items. Based on the affinity in the latent space representation, an item is either recommended or not recommended to a user.

Model-based collaborative filtering can be visualized as a matrix completion task. Given a data set of $m \times n$ user-item ratings with n number of users and m number of items, the aim of collaborative filtering is to predict unobserved preference of users for items (9; 10). Matrix factorization (MF) is one of the prominent techniques for matrix completion. The objective of matrix factorization is to learn latent factors U (for users) and V (for items) simultaneously. The latent factors are used for approximation of the observed entries, so as to evaluate the model, using some loss measure. The latent factors thus derived are used further to predict the unobserved entries. With each passing year, more and more preference data gets generated and the task of recommendation becomes more challenging. With the exponential increase in the preference data, the major challenge is to provide a more accurate recommendations with less computational effort. Several approaches have been proposed in the literature that take advantage of availability of high volume of data for better and accurate recommendation. Though there are a few important proposals, research on scalability, parallelism and distributed computation to handle large volumes of data has not attracted much attention of researchers. For instance, Mackey et al. (14) proposed a divide and conquer based approach for parallelism in matrix factorization by treating factorization of each sub-matrix as a sub-problem and thereafter combining the results. This approach resulted in noisy factorization. Similarly, in (28) a localized factorization is proposed for recommendation on a block diagonal matrix. In (5), a divide and conquer strategy based Non-Negative Matrix Factorization (NNMF) is proposed for fast clustering and topic modeling. To make the model scalable from rank-2 to rank- k , the authors proposed to use a binary tree structure of the data items. In (2), a block kernel based approach of matrix factorization is proposed for the face recognition task. Nikulin et al. (15) proposed a fast gradient based matrix factorization algorithm for use in statistical analysis. From what has been said till now it can be noted that matrix factorization based approach is a popular strategy for recommendation and is still an active area of research. There are a few other notable proposals that handle large data sets either addressing parallelism or distributed computation but not both (21; 6; 27; 13; 29; 17; 16; 26; 3). In this paper, we propose a variant of Singular value Decomposition (SVD) called *Block* based Singular Value Decomposition for large scale recommendation task. We also demonstrate how *parallelism* can be achieved by employing Graphical Processing Unit (GPU).

The rest of the paper is organized as follows. Section 2 summarizes the well-known existing Singular Value Decomposition approach. In Section 3, we briefly discuss the Block based Matrix Factorization approach and how parallelism can be achieved through the GPU. We introduce the proposed Block based variant of SVD (BSVD) in Section 4. The advantage of the proposed approach over the existing method is reported in Section 5. Finally, Section 6 concludes and indicates several issues for future work.

2. Singular Value Decomposition

Singular value decomposition (SVD) is closely related to a number of mathematical and statistical techniques that are used in a wide variety of fields, including eigen vector decomposition, spectral analysis, factor analysis, etc. SVD is applied to a large variety of applications including dimensionality reduction (4; 1), computer vision (24), signal processing (24), (12) etc. One of the important applications of SVD is a matrix completion problem wherein given a data matrix $X \in \mathbb{R}^{m \times n}$ with m rows and n columns, the goal is to derive a set of uncorrelated low-dimensional factors in the “*eigen rows*” \times “*eigen columns*” space. The numerical rank is much smaller than m and n , and hence, factorization allows the matrix to be stored inexpensively. The original data matrix then can be recovered with these low-dimensional factor matrices

Given a $m \times n$ size matrix X , the $SVD(X)$ is defined as.

$$SVD(X) = USV^T \quad (1)$$

where U , S and V are of dimensions $m \times m$, $m \times n$, and $n \times n$, respectively. The matrices U and V are orthogonal matrices and S is a diagonal matrix, called the singular matrix. The diagonal entries (s_1, s_2, \dots, s_n) of S are in incremental order; i.e., $s_1 \geq s_2 \geq \dots \geq s_m > 0$. These matrices U , S , and V represent a breakdown of the original relationships into linearly independent components or factors. In the diagonal matrix S , many of the entries are very small, and may be ignored, leading to an approximate model that contains many fewer dimensions. With k number of non-zero entries (the size of reduced dimensional space or most significant values), the effective dimensions of these three matrices U , S , and V are $m \times k$, $k \times k$, and $n \times k$, respectively. We can choose a small rank (k) and extract a matrix of exactly that rank from the SVD. The resulting matrix will still approximate the original matrix. Therefore decreasing the rank will just smooth out the entries in the recovered matrix by forcing them to be linear combinations of only a few basis vectors and at the same time match our sparsely observed ratings as closely as possible. The result can be represented geometrically by a spatial configuration in which the dot product or cosine between user and item vectors represent estimated similarity of the two objects.

2.1. SVD for recommendations

Recommender system is one of the prominent applications of SVD where the aim is to find and fit a useful model of the relationship between users and items. The idea is to learn the underlying parameters of the model including the latent factors of users and items using the observed rating preferences. Using the learnt latent factors, we predict the association between users and items for which the preferences were unobserved. However, computing SVD of a user-item matrix is expensive and requires a large amount of memory and computational effort. For reasonable number of users and/or items, it may not even be possible to fit the matrix in memory to begin with. In order to compute the SVD efficiently, in (20) a practical approach to leveraging incremental computation of SVD for recommender systems is proposed. The paper proposes *folding-in* based SVD technique

for factorization. Koren et al. (8) extended the incremental computation of SVD at an element level to capture the temporal changes in user and item biases.

As given in Eq. (1), the goal of SVD computation is to learn the factor matrices U , S , and V . For the sake of simplicity and meaningful explanation, we could consider matrix S as an identity matrix. It is a diagonal matrix, so it simply acts as a scalar on U or V^T . Hence, we can assume that we have merged the scalar factors into both the matrices U and V during the approximation. So the matrix factorization simply becomes $X = U \times V^T$. Considering the rating value x_{ui} as the result of a dot product between two vectors: a vector p_u which is a row of U and is specific to the user u , and a vector q_i which is a column of V^T and is specific to the item i : $x_{ui} = p_u \times q_i$. So, the SVD of X , is merely modeling the rating of user u for item i as

$$x_{ui} = \sum_{f \in \text{latent factors}} (\text{affinity of } u \text{ for } f \times \text{affinity of } i \text{ for } f) \quad (2)$$

In other words, if u has a taste for factors that are endorsed by i , then the rating r_{ui} will be high. However, due to the elimination of S , the typical/general user, item biases represented by the singular values are eliminated from prediction of unknown ratings. This causes deviation in the Root Mean Square Error (RMSE) computation for unknown ratings. An alternative way to *factor-in* bias is proposed in (8). The authors proposed adding them back into the equation as a linear combination, which is represented as

$$x_{ui} = p_u \times q_i^T + bu_u + bi_i \quad (3)$$

where bu_u represents a singular value of user bias for u and similarly bi_i represents a singular value of item bias for i .

2.2. Stochastic Gradient Descent (SGD) approach to SVD

In most of the real-world applications, the rating matrix X is partially observed and for such matrices the computation of XX^T and $X^T X$ do not exist, so their eigenvectors do not exist either. Hence, the SVD computation is not defined. In such situations, the latent factor matrices U and V can actually be learnt if we can find all the vectors p_u , q_i , bu_u and bi_i such that the p_u make up the rows of U and the q_i make up the columns of V^T . The related optimization problem can be represented as.

$$\min_{p_u, q_i, bu_u, bi_i} J = \sum_{ui \in \Omega} (x_{ui} - p_u \cdot q_i^T - bu_u - bi_i)^2 \quad (4)$$

where Ω is set of observed entries. However, this optimization problem is not convex and hence requires an approximation technique to arrive at a solution. SGD (Stochastic Gradient Descent) is one of the techniques that can find the approximate solution. The optimal values of the latent variables can be obtained by minimizing Eq. 4. The gradients with respect to p_u and q_i (in vector notation) are given by

$$\frac{\partial J}{\partial p_u} = -2q_i(x_{ui} - p_u \cdot q_i^T - bu_u - bi_i) \quad (5)$$

$$\frac{\partial J}{\partial q_i} = -2p_u(x_{ui} - p_u \cdot q_i^T - bu_u - bi_i). \quad (6)$$

Similarly, the gradients with respect to bu_u and bi_i (in vector notation) are given by

$$\frac{\partial J}{\partial bu_u} = -2(x_{ui} - p_u \cdot q_i^T - bu_u - bi_i) \quad (7)$$

$$\frac{\partial J}{\partial bi_i} = -2(x_{ui} - p_u \cdot q_i^T - bu_u - bi_i) \quad (8)$$

When matrix completion problem is viewed as supervised learning with Ω as the training set, it becomes necessary to ensure that overfitting is avoided. This can be done by minimizing the regularized loss function and thereby having the following formulation.

$$\min_{p_u, q_i, bu_u, bi_i} J = \sum_{ui \in \Omega} (x_{ui} - p_u \cdot q_i^T - bu_u - bi_i)^2 + \beta_1 \sum_{u \in \Omega} p_u^2 + \beta_2 \sum_{i \in \Omega} q_i^2 + \beta_3 \sum_{u \in \Omega} bu_u^2 + \beta_4 \sum_{i \in \Omega} bi_i^2 \quad (9)$$

With the inclusion of regularization parameters, the update equations for 5, 6, 7 and 8 can be rewritten with learning co-efficient α_1 , α_2 , α_3 , α_4 and regularization coefficients β_1 , β_2 , β_3 , β_4 as shown below:

$$p_u \leftarrow p_u + \alpha_1 \cdot q_i(x_{ui} - p_u \cdot q_i^T - bu_u - bi_i - \beta_1 p_u) \quad (10)$$

$$q_i \leftarrow q_i + \alpha_2 \cdot p_u(x_{ui} - p_u \cdot q_i^T - bu_u - bi_i - \beta_2 q_u) \quad (11)$$

$$bu_u \leftarrow bu_u + \alpha_3(x_{ui} - p_u \cdot q_i^T - bu_u - bi_i - \beta_3 bu_u) \quad (12)$$

$$bi_i \leftarrow bi_i + \alpha_4(x_{ui} - p_u \cdot q_i^T - bu_u - bi_i - \beta_4 bi_i) \quad (13)$$

3. Block based approach to Matrix Factorization

Consider $X \in \mathbb{R}^{m \times n}$ be a rating matrix with ratings for m users and n items. The matrix factorization (MF) approach is visualized as an estimation of the data matrix $X \approx UV^T$ where latent factor matrices $U \in \mathbb{R}^{m \times k}$ and $V \in \mathbb{R}^{n \times k}$ (for some chosen dimension k) are derived from the given data. The given data matrix can be represented in block notation as given in (14). The representation is based on matrix formation with blocks of equal dimension and if required, zeros can be padded to the data matrix to ensure all the blocks are of equal size.

$$X = \begin{bmatrix} X_{11} & X_{12} & \dots & X_{1j} & \dots & X_{1J} \\ \vdots & \vdots & \dots & \vdots & \ddots & \vdots \\ X_{i1} & X_{i2} & \dots & X_{ij} & \dots & X_{iJ} \\ \vdots & \vdots & \dots & \vdots & \ddots & \vdots \\ X_{I1} & X_{I2} & \dots & X_{Ij} & \dots & X_{IJ} \end{bmatrix} \quad (14)$$

The Block based approach to Matrix Factorization (BMF) considers each block as an individual matrix. It then factorizes the block for one iteration and takes the latent features of each of these blocks as a starting point for approximation of the latent features for the relevant blocks there after. Figure 1 demonstrates

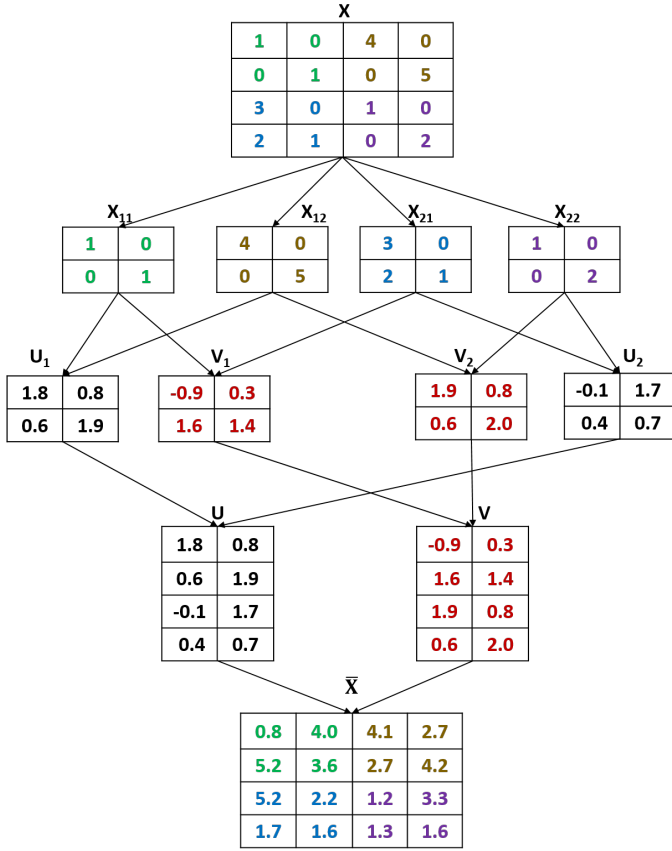


Fig. 1. Example of Block Matrix Factorization

a simple example wherein X is divided into 4 blocks and each of these blocks are factorized individually so as to combine together to form U and V that exactly explain X .

BMF considers each element exactly once per iteration, with the difference in change of sequence of processing of elements. As MF does not constrain the sequence in which the data elements are processed, the convergence of BMF is expected to be equivalent to MF. As a limiting condition, matrix factorisation can be viewed as BMF where each element is a different block or where the entire matrix is considered as a single block.

Parallelism: Using the matrix blocks, U_i and V_j matrices can be derived simultaneously for multiple blocks. This is achieved by first identifying the data blocks whose latent factors do not depend on each other and dedicating a computation unit for each such block. Figure 2 shows one such example with a 6×6 block matrix wherein blocks represented with the same number (placed at lower right corner of the cell) can be simultaneously factorized; i.e., blocks on the diagonal are processed in the first parallel step and then the factorization is moved on to the blocks below them while considering the entire column as a loop starting from the main diagonal block.

Parallelism through GPU computation: In order to fully leverage parallelism, the multi-threading capabilities of the GPU can be utilized. In (23), a GPU accelerated matrix factorization

X₁₁	X₁₂	X₁₃	X₁₄	X₁₅	X₁₆
1	6	5	4	3	2
X₂₁	X₂₂	X₂₃	X₂₄	X₂₅	X₂₆
2	1	6	5	4	3
X₃₁	X₃₂	X₃₃	X₃₄	X₃₅	X₃₆
3	2	1	6	5	4
X₄₁	X₄₂	X₄₃	X₄₄	X₄₅	X₄₆
4	3	2	1	6	5
X₅₁	X₅₂	X₅₃	X₅₄	X₅₅	X₅₆
5	4	3	2	1	6
X₆₁	X₆₂	X₆₃	X₆₄	X₆₅	X₆₆
6	5	4	3	2	1

Fig. 2. An example scenario of parallel BMF

is proposed for the approximate Alternative Least Square (ALS) algorithm. The authors propose to use SGD for the optimization. GPU accelerated Non-Negative Matrix Factorization (NNMF) for Compute Unified Device Architecture (CUDA) capable hardware has been proposed in (7). Similarly, in (11), NNMF with GPU acceleration is used for text mining purposes. From the literature it can be found that various matrix factorization based approaches have been proposed which includes parallel as well distributed frameworks for scaling up the factorization process as mentioned in the Introduction section. Our approach is to make use of block based approach for parallelism and combine it with GPU computation to demonstrate the advantages of the combined approach.

4. Block based approach to SVD

Algorithm 1 Block based approach to factorization of SVD

- Require:** Input: Data matrix $X \in \mathbb{R}^{m \times n}$, number of features k
- Ensure:** Initialize: latent feature matrices with random values $U \in \mathbb{R}^{(m \times k)}$, $V \in \mathbb{R}^{(n \times k)}$
- 1: Let I, J be two constants such that X is represented by $I \times J$ number of sub-matrices
 - 2: Represent data matrix X as block matrix with sub-matrices X_{ij} where $i \in 1..I$ and $j \in 1..J$. Similarly, represent feature matrices U, V as block matrices with sub-matrices U_i, V_j where $i \in 1..I$ and $j \in 1..J$.
 - 3: Let $bu \in \mathbb{R}^{(1 \times m)}$, $bi \in \mathbb{R}^{(1 \times n)}$ be two vectors to represents biases of uses, items respectively
 - 4: Let STEPS be a constant representing maximum iterations for factorization of SVD and $\alpha_1, \alpha_2, \alpha_3, \alpha_4$ be the learning rates, $\beta_1, \beta_2, \beta_3, \beta_4$ be the regularization factors and δ the minimum deviation of error between iterations
 - 5: **for** step 1 to STEPS **do**
 - 6: **for** each block sub-matrix $X_{i \times j}$ **do**
 - 7: $U_i, V_j, bu, bi \leftarrow BLOCK_SVD(X_{ij}, U_i, V_j, bu, bi, k, \alpha_1, \alpha_2, \alpha_3, \alpha_4, \beta_1, \beta_2, \beta_3, \beta_4)$
 - 8: **end for**
 - 9: Terminate if RMSE improvement is $< \delta$
 - 10: **end for**
 - 11: Return latent feature matrices U, V

Algorithm 2 SVD based matrix factorization for a block

```

function BLOCK_SVD( $X_{ij}, U_i, V_j, bu, bi, k, \alpha_1, \alpha_2, \alpha_3, \alpha_4, \beta_1, \beta_2, \beta_3, \beta_4$ )
2:   for each row  $r$  in block  $X_{ij}$  do
      for each column  $c$  in block  $X_{ij}$  do
4:         if  $X_{ij}[r, c] > 0$  then
               $err \leftarrow X_{ij}[r, c] - bu[r] - bi[c] - U_i[r, *].V_j[c, *]^T$ 
6:          $bu[r] \leftarrow bu[r] + \alpha_1 (err - \beta_1.bi[c])$ 
               $bi[c] \leftarrow bi[c] + \alpha_2 (err - \beta_2.bu[r])$ 
8:         for each latent factor  $k$  do
               $U_i[r, k] \leftarrow U_i[r, k] + \alpha_3 (err.V_j[c, k] - \beta_3.U_i[r, k])$ 
               $V_j[c, k] \leftarrow V_j[c, k] + \alpha_4 (err.U_i[r, k] - \beta_4.V_j[c, k])$ 
10:        end for
12:       end if
14:     end for
      end for
      Return latent feature block matrices, biases  $U_i, V_j, bu, bi$ 
16: end function

```

The fundamental idea behind block based SVD approach is to employ block based factorization with an SVD kernel. A broad outline of the approach is given in Algorithm 1. The *BLOCK_SVD()* function in the Algorithm 2 encapsulates implementation of SVD based matrix factorization at a block level for one iteration only. Considering the number of steps and k as constants and as the two for-loops (iterating STEPS number of times, and iterating for each sub-matrix) already contribute towards number of ratings, hence, the time complexity of the algorithm remains as $O(n)$ for n ratings. Considering the block size as constant, the space complexity is $\approx (m \times n + m \times k + m \times k) \times c \approx O(c)$ (constant)

The implementation of the Block based SVD algorithm is made available for public (open source) on Github ¹.

5. Experiments

In this section, we discuss the experimental setup and report the related results. The experiments mentioned below are conducted on a shared hardware with Intel(R) Xeon(R) CPU E5-2640 v3 @ 2.60GHz and with Nvidia Tesla M40 GPU with 24GB of CPU memory and 8GB of GPU memory. The programming environment is Python 2.7.5 that leverages CUDA with driver version 8.0 and with PyCUDA application programming interface version 1.8. To demonstrate the scalability of the proposed approach, we carried out experiments on five publicly available real-world data sets namely *MovieLens - 100K*², *MovieLens - 1M2*, *MovieLens - 10M2*, *MovieLens - 20M2* and *Jester*³. The data sets are randomly divided into training- and test-set. We consider 80% of the observed entries to train the model and remaining 20% to test the performance. The experiments are repeated 3 times and the mean and standard deviation of the results have been presented. We compare our proposed method with two well-known algorithms, Probabilistic Matrix Factorization (PMF) (19) and SVD. For fair comparison, we further adopted Stochastic Gradient Descent search to optimize the objective function of PMF and SVD.

Hyper-parameters: For all the experiments reported in the subsections that follow, the learning rate (α) and regularization parameter (β) in PMF are fixed to 0.0001 and 0.01, respectively. In SVD, the parameters α and β for the user latent feature computation are set to 0.019, 0.019, respectively. Similarly, for the item latent feature computation α and β are kept fixed to 0.004 and 0.019, respectively. For user biases computation $\alpha = 0.004$, $\beta = 0.019$ are used. For item biases computation $\alpha = 0.013$, $\beta = 0.007$ are used. The minimum difference of error between steps (δ) considered for early termination for all the algorithms is taken as 0.0001. The number of latent factors is kept fixed to 13.

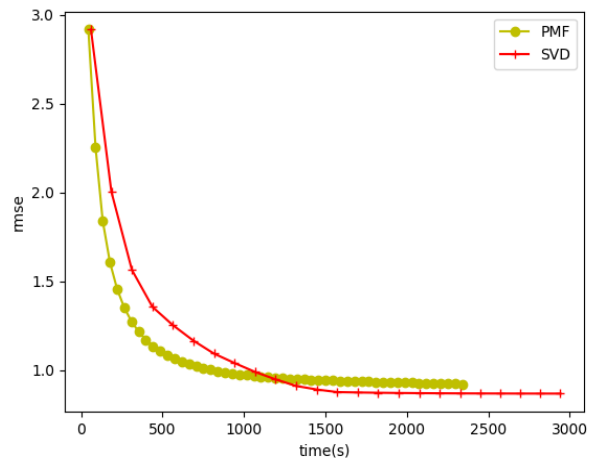


Fig. 3. PMF vs SVD for MovieLens 1M data set

5.1. Experimental results

Figure 3 shows the comparative performance advantage of SVD over basic PMF. It can be seen that the RMSE convergence of SVD is better than PMF. We would like to mention that the convergence time may not be an indicator of performance, as the learning rates and the number of parameters are different for each algorithm and are defined as per the requirements of each algorithm. The time per iteration and RMSE values of the algorithms are detailed in Table 1.

SVD vs Block based SVD: As discussed in Section 3, applying block based approach on any MF enables us to process the data in parallel without compromising on the outcome. We have implemented Block based CPU variant of SVD (BCSVD) in line with the update equations discussed in Section ?? and with the use of block based approach. In order to achieve parallelism, we have implemented multiple CPU threads to work in tandem. Each thread is dedicated to processing one block at a time, while splitting the data matrix into square block matrices. Combinations of different number of blocks have been experimented. While increasing the number of blocks increases parallelism, however, we observed a performance drop beyond a critical point. We hypothesize that this observation is due to increased pagination as the threads compete for resources. As our objective is to implement and analyze BMF, we limited the scope to

¹<https://github.com/17mcpc14/blockgmf>

²<https://grouplens.org/datasets/movielens/>

³<https://www.ieor.berkeley.edu/~goldberg/jester-data/>

parallelism through BMF. Hence, we configured just 8 parallel threads in accordance with the number of CPU cores available on our hardware. Accordingly we split the data matrix into 8×8 block matrix. Figure 4 demonstrates the comparative analysis of SVD with BCSVD. We used MovieLens 1 million data set with 6040 users and 3900 movies, with each block of 755×486 dimension. We used 64 bit float data types for U, V matrices and 32 bit integer data type for ratings. For MovieLens 1M data set, the maximum memory required for each block including the rating data and latent feature vectors, is estimated to be of $\tilde{1}.513$ Mega Bytes (MB). It is observed that the memory needed per block is much lower ($\tilde{0}.3$ MB per block) due to the sparse nature of the ratings. The memory needed for the algorithm is estimated to be constant and is a maximum of $\tilde{1}2.1$ MB. This estimate excludes the memory needed for the code, program variables etc. Table 1 lists the comparative analysis of time taken per iteration and test RMSE for different variants of MF listed above. The results confirm our hypothesis that the block based approach has no impact on the quality of outcome but only on the performance.

Block based GPU accelerated SVD: In order to fully leverage parallelism and to take advantage of multi-threading capabilities of GPU, we have implemented a GPU variant of Block based SVD (BGSVD). The implementation is specific to CUDA capable hardware supported by Nvidia. We have leveraged 3072 threads which is the maximum supported by the hardware. Accordingly, we have split the MovieLens 1M data set into block matrix of 3072×3072 dimension. For this experimental setup, the entire data matrix is loaded into GPU memory and then logically split into blocks for determining the boundaries of each thread. It is important to note that no memory optimization techniques were used for GPU acceleration. We have not leveraged the shared memory, nor used different caching techniques to fine tune the performance. Hence the performance of the model is due to block based approach alone. Figure 5 demonstrates the convergence of BGSVD. Considering that the hardware architecture of the CPU and the GPU are significantly different, the time taken by CPU variants need not necessarily be taken as the basis for comparison against the GPU variants. Table 1 lists the comparative analysis of the time taken per iteration and the test RMSE for BGSVD.

6. Conclusions and Future work

In this work we have proposed a block based approach to SVD that can be scaled and can produce better results when applied in the domain of movie recommender systems. The SVD based kernel proved to be providing advantage in RMSE convergence, while the block based approach enables scalability. The proposed technique does not put limitation on the size of the data set. The size of blocks are only limited by the available memory on the computation unit, while there is no limitation on the total number of blocks. The approach provides computational advantage, with respect to time and memory. By increasing the number of blocks, and by running (in parallel) the exact number of blocks as the number of available cores, it is possible to

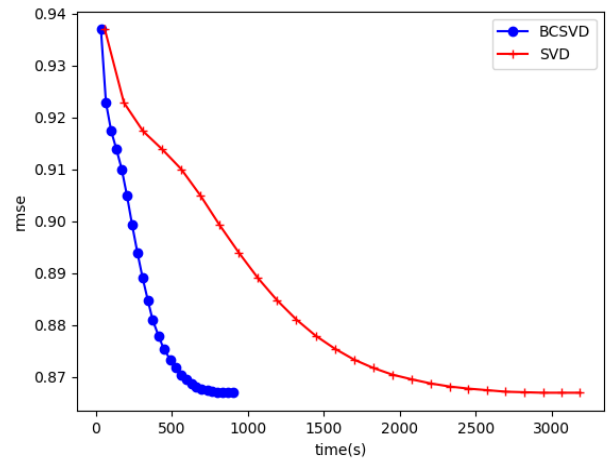


Fig. 4. SVD vs Block based SVD for MovieLens 1M data set

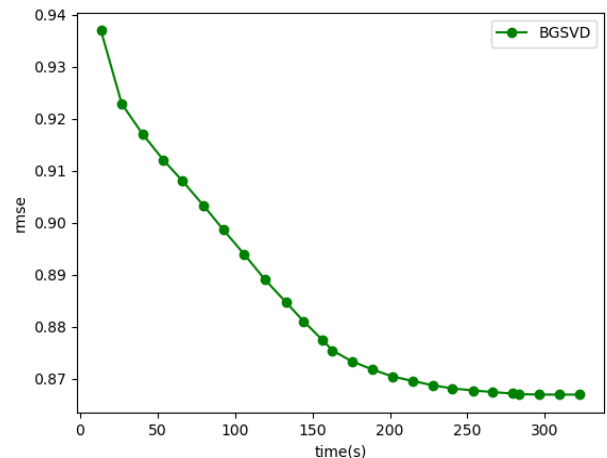


Fig. 5. BGSVD run on MovieLens 1M data set

factorize data sets of any scale. The block based approach can be adapted to run block level factorization on multiple GPUs as well as on distributed systems.

SVD is also useful for incremental data where all the data is not available initially and the new data may arrive after the model building phase. In such a scenario, the models can be incrementally computed with the idea that a preliminary model is computed and then the projection method is used to build incrementally upon that. This method was used in (20) to handle dynamic data sets. It was shown that a projection of additional data can potentially provide a fairly good approximation of the model. A theoretical basis for incremental computation of SVD is provided in (25). In (18), the incremental SVD is used for visual tracking. However, these models are based on matrix algebra which is not applicable for sparse matrices. With sparse matrices, SVD results in complex numbers that can not be applied for predictions. The block based approach to SVD could be enhanced further to accommodate incremental data. A hierarchical factorization model can be developed by considering the initial data as a block and thereafter the incremental data

	Data set →	MovieLens 100K	MovieLens 1M	Jester 4M	MovieLens 10M	MovieLens 20M
Training Time (sec/iteration)	PMF	4.80 ± 0.61	44.14 ± 0.42	126.98 ± 1.34	490.79 ± 3.36	967.84 ± 5.41
	SVD	5.24 ± 0.68	49.56 ± 0.21	139.08 ± 1.20	510.16 ± 4.16	1173.18 ± 5.9
	BCSVD	3.53 ± 1.01	34.53 ± 2.32	98.124 ± 3.54	193.69 ± 5.63	682.14 ± 6.98
	BGSVD	1.48 ± 0.32	13.45 ± 0.41	11.904 ± 0.68	45.61 ± 0.97	118.76 ± 1.46
Test RMSE	PMF	0.955 ± 0.005	0.921 ± 0.008	2.163 ± 0.006	0.89 ± 0.007	0.862 ± 0.005
	SVD	0.922 ± 0.007	0.867 ± 0.006	2.119 ± 0.004	0.795 ± 0.006	0.784 ± 0.005
	BCSVD	0.924 ± 0.007	0.871 ± 0.006	2.124 ± 0.006	0.798 ± 0.005	0.786 ± 0.004
	BGSVD	0.924 ± 0.005	0.869 ± 0.006	2.121 ± 0.007	0.795 ± 0.006	0.784 ± 0.005

Table 1. Comparison of basic SGD based PMF with SVD and then with block based SVD that is implemented both on CPU as well as on GPU

as new blocks that are independently factorized. The resultant latent factors can be converged together to arrive at a new model.

The SVD kernel could be further enhanced to factor in temporal changes in user behaviour and time based change in popularity of items. Temporal factors were implemented into the MF algorithm in (8) which eventually won the Netflix prize. Such an implementation can be extended in the context of BMF to take advantage of computational gain and memory optimization. The GPU implementation of the block based SVD can be enhanced further for memory optimization and data transfer between computational units as proposed in (23). The approach can be applied to various domains like text mining (11).

References

- [1] M. W. Berry, S.T. Dumais, and G.W. O'Brien. Using linear algebra for intelligent information retrieval. *SIAM REVIEW*, 37:573–595, 1995.
- [2] W. Chen, Y. Li, B. Pan, and C. Xu. Block kernel non-negative matrix factorization and its application to face recognition. In *IJCNN*, pages 3446–3452, 2016.
- [3] Wei-Sheng Chin, Yong Zhuang, Yu-Chin Juan, and Chih-Jen Lin. A learning-rate schedule for stochastic gradient methods to matrix factorization. In *KDD*, pages 442–455, 2015.
- [4] Scott Deerwester, Susan T. Dumais, George W. Furnas, Thomas K. Landauer, and Richard Harshman. Indexing by latent semantic analysis. *Journal of the American Society for Information Science*, 41(6):391–407, 1990.
- [5] Rundong Du, Da Kuang, Barry Drake, and Haesun Park. Dc-nmf: Non-negative matrix factorization based on divide-and-conquer for fast clustering and topic modeling. *Journal of Global Optimization*, 68(4):777–798, Aug 2017.
- [6] Rainer Gemulla, Erik Nijkamp, Peter J. Haas, and Yannis Sismanis. Large-scale matrix factorization with distributed stochastic gradient descent. In *SIGKDD*, pages 69–77, 2011.
- [7] Sven Koitka and Christoph M Friedrich. nmfgpu4r: Gpu-accelerated computation of the non-negative matrix factorization using cuda capable hardware. *The R Journal*, 8(2):382–392, 2016.
- [8] Yehuda Koren. 1 the bellkor solution to the netflix grand prize, 2009.
- [9] Vikas Kumar, Arun K. Pujari, Sandeep Kumar Sahu, Venkateswara Rao Kagita, and Vineet Padmanabhan. Collaborative filtering using multiple binary maximum margin matrix factorizations. *Information Sciences*, 380:1–11, 2017.
- [10] Vikas Kumar, Arun K. Pujari, Sandeep Kumar Sahu, Venkateswara Rao Kagita, and Vineet Padmanabhan. Proximal maximum margin matrix factorization for collaborative filtering. *PRL*, 86:62–67, 2017.
- [11] Volodymyr Kysenko, Karl Rupp, Oleksandr Marchenko, Siegfried Selberherr, and Anatoly Anisimov. Gpu-accelerated non-negative matrix factorization for text mining. In *NIPS*, pages 158–163, 2012.
- [12] Lieven De Lathauwer and Joos Vandewalle. Dimensionality reduction in higher-order signal processing and rank-(r1,r2,rn) reduction in multilinear algebra. *Linear Algebra and its Applications*, 391:31–55, 2004. Special Issue on Linear Algebra in Signal and Image Processing.
- [13] Boduo Li, Sandeep Tata, and Yannis Sismanis. Sparkler: supporting large-scale matrix factorization. In *Joint EDBT/ICDT Conferences*, pages 625–636, 2013.
- [14] Lester W. Mackey, Michael I. Jordan, and Ameet Talwalkar. Divide-and-conquer matrix factorization. In *NIPS*, pages 1134–1142, 2011.
- [15] Vladimir Nikulin, Tian-Hsiang Huang, Shu-Kay Ng, Suren I. Rathnayake, and Geoffrey J. McLachlan. A very fast algorithm for matrix factorization. *Statistics & Probability Letters*, 81(7):773–782, 2011. Statistics in Biological and Medical Sciences.
- [16] Jinoh Oh, Wook-Shin Han, Hwanjo Yu, and Xiaoqian Jiang. Fast and robust parallel SGD matrix factorization. In *KDD*, pages 865–874, 2015.
- [17] Benjamin Recht, Christopher Ré, Stephen J. Wright, and Feng Niu. Hogwild: A lock-free approach to parallelizing stochastic gradient descent. In *NIPS*, pages 693–701, 2011.
- [18] David A. Ross, Jongwoo Lim, Rucui-Sung Lin, and Ming-Hsuan Yang. Incremental learning for robust visual tracking. *International Journal of Computer Vision*, 77(1):125–141, May 2008.
- [19] Ruslan Salakhutdinov and Andriy Mnih. Probabilistic matrix factorization. In *NIPS*, pages 1257–1264, 2007.
- [20] Badrul Sarwar, George Karypis, Joseph Konstan, and John Riedl. Incremental singular value decomposition algorithms for highly scalable recommender systems. In *Fifth International Conference on Computer and Information Science*, pages 27–28, 2002.
- [21] Sebastian Schelter, Venu Satuluri, and Reza Zadeh. Factorbird - a parameter server approach to distributed matrix factorization. *CoRR*, abs/1411.0602, 2014.
- [22] Xiaoyuan Su and Taghi M Khoshgoftaar. A survey of collaborative filtering techniques. *Advances in artificial intelligence*, 2009, 2009.
- [23] Wei Tan, Shiyu Chang, Liana L. Fong, Cheng Li, Zijun Wang, and Liang Cao. Matrix factorization on gpus with memory optimization and approximate computing. In *ICPP*, 2018.
- [24] Tat-Jun Chin, K. Schindler, and D. Suter. Incremental kernel svd for face recognition with image sets. In *7th International Conference on Automatic Face and Gesture Recognition (FG06)*, pages 461–466, April 2006.
- [25] Jengnan Tzeng. Split-and-combine singular value decomposition for large-scale matrix. *Journal of Applied Mathematics*, 2013, 03 2013.
- [26] Hsiang-Fu Yu, Cho-Jui Hsieh, Si Si, and Inderjit S. Dhillon. Scalable coordinate descent approaches to parallel matrix factorization for recommender systems. In *ICDM*, pages 765–774, 2012.
- [27] Hyokun Yun, Hsiang-Fu Yu, Cho-Jui Hsieh, S. V. N. Vishwanathan, and Inderjit Dhillon. Nomad: Non-locking, stochastic multi-machine algorithm for asynchronous and decentralized matrix completion. *Proc. VLDB Endow.*, 7(11):975–986.
- [28] Yongfeng Zhang, Min Zhang, Yiqun Liu, Shaoping Ma, and Shi Feng. Localized matrix factorization for recommendation based on matrix block diagonal forms. In *WWW*, pages 1511–1520. ACM, 2013.
- [29] Yong Zhuang, Wei-Sheng Chin, Yu-Chin Juan, and Chih-Jen Lin. A fast parallel stochastic gradient descent for matrix factorization in shared memory systems. In *RecSys*, pages 249–256, 2013.