

# One String to Rule Them All: Neutrino Masses and Mixing Angles

JORDAN GEMMILL, EVAN HOWINGTON AND VAN E. MAYES

*Department of Physical and Applied Sciences,  
University of Houston-Clear Lake  
Houston, TX 77058, USA*

## Abstract

The correct quark and charged lepton mass matrices along with a nearly correct CKM matrix may be naturally accommodated in a Pati-Salam model constructed from intersecting D6 branes on a  $T^6/(\mathbb{Z}_2 \times \mathbb{Z}_2)$  orientifold. Furthermore, near-tribimaximal mixing for neutrinos may arise naturally due to the structure of the Yukawa matrices. Consistency with the quark and charged lepton mass matrices in combination with obtaining near-tribimaximal mixing fixes the Dirac neutrino mass matrix completely. Then, applying the seesaw mechanism for different choices of right-handed neutrino masses and running the obtained neutrino parameters down to the electroweak scale via the RGEs, we are able to make predictions for the neutrino masses and mixing angles. We obtain lepton mixing angles which are close to the observed values,  $\theta_{12} = 33.8^\circ \pm 1.2^\circ$ ,  $\theta_{23} = 46.9^\circ \pm 0.9^\circ$ , and  $\theta_{13} = 8.56^\circ \pm 0.20^\circ$ . In addition, the neutrino mass-squared differences are found to be  $\Delta m_{32}^2 = 0.0025 \pm 0.0001 \text{ eV}^2$  and  $\Delta m_{21}^2 = 0.000075 \pm 0.000003 \text{ eV}^2$  with  $m_1 = 0.0150 \pm 0.0002 \text{ eV}$ ,  $m_2 = 0.0173 \pm 0.0002 \text{ eV}$ , and  $m_3 = 0.053 \pm 0.002 \text{ eV}$  so that  $\sum_i m_i = 0.085 \pm 0.002 \text{ eV}$ , consistent with experimental observations.

# 1 Introduction

One of the most significant challenges in high-energy physics today is to explain the pattern of masses and mixing angles exhibited by the elementary fermions in the Standard Model (SM). In the cases of the quarks and charged leptons, the masses are strongly hierarchical, while the masses of the neutrinos are known to be very small in comparison. In addition, the quark mixing angles are relatively small while in contrast, some of the mixing angles for the neutrinos are quite large. An explanation for the differences in masses and mixing angles between the neutrinos and quarks is currently somewhat of a mystery, though the seesaw mechanism does provide a way to obtain naturally small neutrino masses.

There has been some progress towards understanding the origin of the quark and lepton masses and mixing angles by extending the SM to include discrete flavour symmetries. Indeed, one of the most promising such discrete symmetries is  $\Delta(27)$ . With this discrete symmetry, it has been shown that it is possible to explain the masses and mixing angles for quarks and leptons [1]. In particular,  $\Delta(27)$  contains  $A_4$  as a subgroup, and it is known that mass matrices resulting from imposing an  $A_4$  symmetry naturally leads to tribimaximal mixing, which may be taken as a zeroth-order mixing for the neutrinos. Although it might be possible to completely understand the origin of quark and lepton mixing by imposing such discrete flavour symmetries, this is still somewhat *ad-hoc*. The actual origin of these symmetries remains unexplained. In fact, ultimately it should be possible to trace the origin of these discrete flavour symmetries back to some fundamental theory. String theory is a leading candidate for such a theory.

Recently, it has been shown in a particular string model constructed in Type IIA string theory with intersecting D-branes that the mass matrices for the quarks and leptons are the same as those which are obtained by imposing a  $\Delta(27)$  flavour symmetry [2]. Furthermore, it was demonstrated that it is possible to obtain mass matrices for the quarks and charged leptons which results in the correct masses as well as the correct CKM quark mixing matrix. In addition, it is also possible to simultaneously obtain a Dirac mass matrix for the neutrinos which results in tribimaximal mixing. Our approach then was to use the known masses for the quarks and charged leptons as inputs, as well as the tribimaximal constraint in order to completely determine the Dirac neutrino mass matrix. These results are highly non-trivial as the mass matrices for quarks and leptons in the model are not independent.

Although the results for the neutrinos give the correct mass-squared differences and the correct mixing matrix, these results are calculated at the string scale, which in the following we take to be the standard GUT scale,  $M_{GUT} = 2 \cdot 10^{16}$  GeV. In order to make a valid comparison with experimental observations, it is necessary to evolve the neutrino mass parameters down to the electroweak scale,  $M_{EW} = 100$  GeV. In the following, we perform a Renormalization Group Equation (RGE) analysis using the REAP 11.4 Mathematica package [3, 4]. We obtain lepton mixing angles which are close to the observed values,  $\theta_{12} = 33.8^\circ \pm 1.2^\circ$ ,  $\theta_{23} = 46.9^\circ \pm 0.9^\circ$ , and  $\theta_{13} = 8.56^\circ \pm 0.20^\circ$ . In addition, the neutrino mass-squared differences are found to be  $\Delta m_{32}^2 = 0.0025 \pm 0.0001 \text{ eV}^2$  and  $\Delta m_{21}^2 = 0.000075 \pm 0.000003 \text{ eV}^2$  with  $m_1 = 0.0150 \pm 0.0002 \text{ eV}$ ,  $m_2 = 0.0173 \pm 0.0002 \text{ eV}$ , and  $m_3 = 0.053 \pm 0.002 \text{ eV}$  so that  $\sum_i m_i = 0.085 \pm 0.002 \text{ eV}$ , consistent with experimental observations.

## 2 Neutrino Masses and Mixing Angles

In recent years, precision measurements of the neutrino mixing angles as well as the squares of the mass differences between neutrinos have been made by several experiments. The best estimate of the difference in the squares of the masses of mass eigenstates 1 and 2 was published by KamLAND in 2005:  $\Delta m_{21}^2 = 0.0000739_{-0.20}^{+0.21} \text{ eV}^2$  [5, 6, 7, 8]. In addition, the MINOS experiment measured oscillations from an intense muon neutrino beam, determining the difference in the squares of the masses between neutrino mass eigenstates 2 and 3. Current measurements indicate  $\Delta m_{32}^2 = 0.0027 \text{ eV}^2$  [6, 7, 8], consistent with previous results from Super-Kamiokande [9]. In addition, recent analysis of cosmological results constrains the sum of the three neutrino masses to be  $\lesssim 0.12 \text{ eV}$  [10], while additional analysis of combined data sets results in  $0.15 \text{ eV}$  [11] and  $0.19 \text{ eV}$  [12] for the upper limit. Older analyses set the upper limit slightly higher at  $0.3 \text{ eV}$  [13, 14, 15].

The lepton mixing matrix or PMNS matrix may be parameterized as

$$U_{PMNS} = \begin{pmatrix} c_{12}c_{13} & s_{12}c_{13} & s_{13}e^{-i\delta_{CP}} \\ -s_{12}c_{23} - c_{12}s_{23}s_{13}e^{i\delta_{CP}} & c_{12}c_{23} - s_{12}s_{23}s_{13}e^{i\delta_{CP}} & s_{23}c_{13} \\ s_{12}s_{23} - c_{12}c_{23}s_{13}e^{i\delta_{CP}} & -c_{12}s_{23} - s_{12}c_{23}s_{13}e^{i\delta_{CP}} & c_{23}c_{13} \end{pmatrix}, \quad (1)$$

where  $s_{ij}$  and  $c_{ij}$  denote  $\sin \theta_{ij}$  and  $\cos \theta_{ij}$  respectively, while  $\delta_{CP}$  is a  $CP$ -violating phase.

The current best-fit values for the mixing angles from direct and indirect experiments are, using normal ordering [6, 7, 8],

$$\begin{aligned} \theta_{12} &= 33.82_{-0.76}^{+0.78}, \\ \theta_{23} &= 49.6_{-1.2}^{+1.0}, \\ \theta_{13} &= 8.61_{-0.13}^{+0.13}, \\ \delta_{CP} &= 215_{-29}^{+40}. \end{aligned} \quad (2)$$

Using these values, the  $3\sigma$  ranges on the PMNS matrix [6] are given by

$$|V|_{PMNS}^{3\sigma} = \begin{pmatrix} 0.797 \rightarrow 0.842 & 0.518 \rightarrow 0.585 & 0.143 \rightarrow 0.156 \\ 0.233 \rightarrow 0.495 & 0.448 \rightarrow 0.679 & 0.639 \rightarrow 0.783 \\ 0.287 \rightarrow 0.532 & 0.486 \rightarrow 0.706 & 0.604 \rightarrow 0.754 \end{pmatrix}. \quad (3)$$

One of the most studied patterns of neutrino mixing angles is the so-called tribimaximal mixing of the form

$$U_{TB} \sim \begin{pmatrix} \sqrt{\frac{2}{3}} & \sqrt{\frac{1}{3}} & 0 \\ -\sqrt{\frac{1}{6}} & \sqrt{\frac{1}{3}} & -\sqrt{\frac{1}{2}} \\ -\sqrt{\frac{1}{6}} & \sqrt{\frac{1}{3}} & \sqrt{\frac{1}{2}} \end{pmatrix}, \quad (4)$$

which was consistent with early data. However, the measurement of a nonzero  $\theta_{13}$  by Data Bay [16] and Double Chooz [17], and confirmed by RENO [18] has now ruled out these mixing patterns. However, tribimaximal mixing may still be viewed as a zeroth-order approximation to more general forms of the PMNS matrix which are also consistent with the current data. Thus, it is still of great importance to understand the origin of tribimaximal mixing.

It has been shown that mass matrices leading to tribimaximal and near-tribimaximal mixing may be generated by imposing a flavour symmetry such as **A4** [19] or  $\Delta(27)$  [20]. Specifically, a mass matrix of the form

$$\mathcal{M}_\nu \sim \begin{pmatrix} Y & X & X \\ X & y & x \\ X & x & y \end{pmatrix}, \quad (5)$$

obtained by imposing an **A4** flavour symmetry leads to tribimaximal mixing, while mass matrices of the form

$$\mathcal{M}_\nu \sim \begin{pmatrix} f_1 v_1 & f_2 v_3 & f_2 v_2 \\ f_2 v_3 & f_1 v_2 & f_2 v_1 \\ f_2 v_2 & f_2 v_1 & f_1 v_3 \end{pmatrix}, \quad (6)$$

obtained by imposing an  $\Delta(27)$  flavour symmetry may lead to near-tribimaximal mixing. It is shown in the next section that the Yukawa matrices in a particular intersecting D-brane model may naturally be of this form.

In order to naturally explain the smallness of the neutrino masses in comparison to the other fermion masses, a seesaw mechanism is usually invoked. In the canonical or Type I seesaw, the Majorana mass matrix for left-handed neutrinos is given by

$$M_\nu^M = -M_\nu^D M_R^{-1} (M_\nu^D)^T, \quad (7)$$

where  $M_\nu^D$  is the Dirac mass matrix for neutrinos and  $M_R$  is the right-handed neutrino mass matrix.

### 3 Fermion Mass Matrices in a Realistic String Model

In the past two decades, a promising approach to string model building has emerged involving compactifications with D-branes on orientifolds (for reviews, see [21, 22, 23, 24]). In such models chiral fermions—an intrinsic feature of the Standard Model (SM)—arise from configurations with D-branes located at transversal orbifold/conifold singularities [25] and strings stretching between D-branes intersecting at angles [26, 27] (or, in its T-dual picture, with magnetized D-branes [28, 29, 30]).

Within the framework of D-brane modeling it was demonstrated that the Yukawa matrices  $Y_{abc} \sim \exp(-A_{abc})$  arise from worldsheet areas  $A_{abc}$  spanning D branes (labeled by  $a, b, c$ ) supporting fermions and Higgses at their intersections [27, 31]. This pattern naturally encodes the hierarchy of Yukawa couplings. In addition, due to the internal geometry of these compactifications as well as due to stringy selection rules present in such models, discrete flavour symmetries may arise. In particular, it has been shown that discrete symmetries such as  $D_4$  and  $\Delta(27)$  may naturally arise in such models [32].

However, for most string constructions, the Yukawa matrices are of rank one. In the case of D-brane models built on toroidal orientifolds, this result can be traced to the fact that not all of the intersections at which the SM fermions are localized occur on the same torus. To date only one three-generation model is known in which this problem has been overcome [33, 34], and for which one can obtain mass matrices for quarks and leptons that may reproduce the experimentally observed values. Additionally, this model exhibits automatic gauge coupling unification at the string scale, and all extra matter can be decoupled.

In this model, the Yukawa couplings for the quarks and leptons are all allowed and are given by the superpotential

$$W_Y = Y_{ijk}^U Q_L^i U_R^j H_U^k + Y_{ijk}^D Q_L^i D_R^j H_D^k + Y_{ijk}^\nu L^i N^j H_U^k + Y_{ijk}^L L^i E^j H_D^k, \quad (8)$$

where  $Q_L^i$  and  $L^i$  are the left-handed quark and lepton fields respectively, while  $U_R^j$ ,  $D_R^j$ ,  $N^j$ , and  $E^j$  are the right-handed up quarks, down quarks, neutrinos, and charged leptons respectively, and  $H_U^k$  and  $H_D^k$  are the up-type and down-type Higgs fields, with

$$i \in \{0, 1, 2\}, \quad j \in \{0, 1, 2\}, \quad k \in \{0, 1, 2, 3, 4, 5\}. \quad (9)$$

In addition the  $\mu$  term and right-handed neutrino masses which may be generated via the following higher-dimensional operators:

$$W \supset \frac{y_{\mu}^{ijkl}}{M_{\text{St}}} S_L^i S_R^j H_u^k H_d^l + \frac{y_{N}^{mnlj}}{M_{\text{St}}^3} T_R^m T_R^n \Phi_i \Phi_j F_R^k F_R^l, \quad (10)$$

where  $S_L^i$ ,  $S_R^j$ ,  $\Phi_j$ ,  $T_R^m$  are  $SU(2)_L$  and  $SU(2)_R$  singlet and triplet fields respectively present in the model [34].

A complete form for the Yukawa couplings  $y_{ij}^f$  for D6-branes wrapping on a full compact space  $T^2 \times T^2 \times T^2$  can be expressed as [35, 31]:

$$Y_{\{ijk\}} = h_{qu} \sigma_{abc} \prod_{r=1}^3 \vartheta \left[ \begin{matrix} \delta^{(r)} \\ \phi^{(r)} \end{matrix} \right] (\kappa^{(r)}), \quad (11)$$

where

$$\vartheta \left[ \begin{matrix} \delta^{(r)} \\ \phi^{(r)} \end{matrix} \right] (\kappa^{(r)}) = \sum_{l \in \mathbf{Z}} e^{\pi i (\delta^{(r)} + l)^2 \kappa^{(r)}} e^{2\pi i (\delta^{(r)} + l) \phi^{(r)}}, \quad (12)$$

with  $r = 1, 2, 3$  denoting the three two-tori. For the present model, we focus on the first torus ( $r = 1$ ) as the other two-tori only produce an overall constant.

The parameter  $\delta^{(1)}$  is a function of  $i$ ,  $j$ , and  $k$  and is given by

$$\delta^{(1)} = \frac{i}{3} - \frac{j}{3} - \frac{k}{6} + \frac{s}{3} + \epsilon_{(a,b)}^{(1)}, \quad (13)$$

By choosing a different linear function for  $s^{(1)}$ , some independent modes with non-zero eigenvalues are possible. Specifically, we will consider the case  $s^{(1)} = -i$  so that

$$\delta^{(1)} = -\frac{j}{3} - \frac{k}{6} + \epsilon_{(a,b)}^{(1)}, \quad (14)$$

Here, the parameter  $\epsilon_{a,b}^{(1)}$  is an overall shift parameter which depends upon the positions of each stack of D-branes in the internal space. Thus for a quark or lepton field localized at the intersection between stacks  $a$  and  $b$ , the shift parameter  $\epsilon_{(a,b)}$  depends on the positions of stacks  $a$  and  $b$  in the internal space. In order to have a consistent solution, the shift parameters for each type of fermion must satisfy the constraint,

$$\epsilon_u^{(r)} + \epsilon_l^{(r)} = \epsilon_d^{(r)} + \epsilon_\nu^{(r)}. \quad (15)$$

Likewise, the parameter  $\kappa^{(1)} = \frac{6J^{(1)}}{\alpha'}$  is a scale-factor related to the Kähler modulus  $J^{(1)}$ , while  $\phi^{(r)}$  is an effective Wilson line for each torus. See [2] for the full definition of these parameters.

In addition, there is a selection rule,

$$i + j + k = 0 \pmod{3}. \quad (16)$$

which determines which Higgs fields couple to the different quark and lepton fields. The Yukawa matrices in this model are then of the form

$$\mathcal{M} \sim \begin{pmatrix} Av_1 & Bv_3 & Cv_5 \\ Cv_3 & Av_5 & Bv_1 \\ Bv_5 & Cv_1 & Av_3 \end{pmatrix} + \begin{pmatrix} Ev_4 & Fv_6 & Dv_2 \\ Dv_6 & Ev_2 & Fv_4 \\ Fv_2 & Dv_4 & Ev_6 \end{pmatrix}, \quad (17)$$

where  $v_k = \langle H_{k+1} \rangle$  and the Yukawa couplings  $A, B, C, D, E,$  and  $F$  are given by

$$\begin{aligned} A &\equiv \vartheta \begin{bmatrix} \epsilon^{(1)} \\ \phi^{(1)} \end{bmatrix} \left( \frac{6J^{(1)}}{\alpha'} \right), & B &\equiv \vartheta \begin{bmatrix} \epsilon^{(1)} + \frac{1}{3} \\ \phi^{(1)} \end{bmatrix} \left( \frac{6J^{(1)}}{\alpha'} \right), \\ C &\equiv \vartheta \begin{bmatrix} \epsilon^{(1)} - \frac{1}{3} \\ \phi^{(1)} \end{bmatrix} \left( \frac{6J^{(1)}}{\alpha'} \right), & D &\equiv \vartheta \begin{bmatrix} \epsilon^{(1)} + \frac{1}{6} \\ \phi^{(1)} \end{bmatrix} \left( \frac{6J^{(1)}}{\alpha'} \right), \\ E &\equiv \vartheta \begin{bmatrix} \epsilon^{(1)} + \frac{1}{2} \\ \phi^{(1)} \end{bmatrix} \left( \frac{6J^{(1)}}{\alpha'} \right), & F &\equiv \vartheta \begin{bmatrix} \epsilon^{(1)} - \frac{1}{6} \\ \phi^{(1)} \end{bmatrix} \left( \frac{6J^{(1)}}{\alpha'} \right). \end{aligned} \quad (18)$$

These Yukawa matrices are of rank 3, such that it is possible to have three different mass eigenvalues as well as non-trivial mixing between each of the different generations. In the MSSM, the up-type quarks and neutrinos receive mass from the isospin up Higgs field  $H_U$ , while the down-type quarks and charged leptons receive mass from the isospin down Higgs field  $H_D$ . In this model, there are actually six different Higgs fields in each sector. We may fine-tune the Higgsino bilinear  $\mu$ -term given in Eq. 10 such that there are only two massless eigenstates given by

$$H_{u,d} = \sum_i \frac{v_{u,d}^i}{\sqrt{\sum (v_{u,d}^i)^2}}, \quad (19)$$

where  $v_{u,d}^i = \langle H_{u,d}^i \rangle$ . In fitting the mass matrices, we treat the Higgs VEVs as free parameters. However, these parameters may ultimately be calculated in the model. By choosing the shift parameter to be  $\epsilon = 0$  for quarks and  $\epsilon = 1/2$  for leptons (or *vice-versa*), the mass matrices are of the same form as those obtained by imposing a  $\Delta(27)$  discrete flavour symmetry given in Eq. 6, since for these values of the shift parameters,  $B = C$  and  $D = F$ . In addition with this choice, the up and down-type quarks predominantly receive masses mainly via the odd-numbered Higgs VEVs  $v_{\text{odd}}^{U,D}$  while the neutrinos and charged leptons obtain mass predominately via the even-numbered Higgs VEVs  $v_{\text{even}}^{U,D}$ , or *vice-versa*. However, it should be emphasized that the fermions in each sector couple to all of the Higgs fields in each sector. Thus, the mass matrix for the up-type quarks is not independent from the neutrino mass matrix, and likewise for the down-type quarks and the charged leptons.

Our strategy then is to choose the Higgs VEVs and the Kähler parameter  $\kappa$  in order to obtain mass matrices for the quarks and leptons that give the correct mass eigenvalues as well as the

correct CKM matrix. In particular, we fit them for  $\tan \beta = 50$  as shown in [2]. This may be accomplished by choosing the following values for the Higgs VEVs:

$$\begin{aligned}
v_u^1 &= 0.0000142, & v_d^1 &= 0.0028224 \\
v_u^2 &= 0.00002408185, & v_d^2 &= 0.045 \\
v_u^3 &= 1.0, & v_d^3 &= 1.0 \\
v_u^4 &= 0.000000345, & v_d^4 &= 0.0010105 \\
v_u^5 &= 0.00404, & v_d^5 &= 0.0266 \\
v_u^6 &= 0.005960855, & v_d^6 &= 1.0.
\end{aligned} \tag{20}$$

Nearly the correct CKM matrix is then obtained by choosing  $\kappa = 58.7$ . Note that the Higgs VEVs  $v_u^{even}$  have been chosen so that the neutrino mass matrix will be near-tribimaximal, i.e. in the form given in Eq. 5. The values for VEVs  $v^{even}$  required to do this are then determined by the off-diagonal elements of the up-type quark mass matrix when those Yukawa couplings are evaluated at  $\epsilon = 0.5$ . Thus, the up-type quark mass matrix and the Dirac neutrino mass matrix are not independent of each other. Once the up-type quark matrix is determined, the requirement that the neutrino matrix result in tribimaximal mixing completely fixes it. For example, after fixing the odd-numbered up-type Higgs VEVs, the neutrino mass matrix with  $\epsilon_\nu = 0.5$  is given by

$$M_\nu = m_t \begin{pmatrix} Ev_u^4 & 0.005960855 + Fv_u^6 & 0.0002408185 + Dv_u^2 \\ 0.005960855 + Dv_u^6 & 0.00005 + Ev_u^2 & 0.00000008464414 + Fv_u^4 \\ 0.0002408185 + Fv_u^2 & 0.00000008464414 + Dv_u^4 & Ev_u^6 \end{pmatrix}. \tag{21}$$

Then  $v_u^2, v_u^4, v_u^6$  may be chosen so that the neutrino mass matrix is of the form given in Eq. 5 which results in tribimaximal mixing.

We set all  $CP$  phases to zero by setting the Wilson lines,  $\phi$  which are input into the Jacobi Theta functions equal to zero. However, note that they may also be included in the fit so that the Dirac  $CP$  violating phase, which appears in the neutrino mixing matrix, may be determined once the  $CP$  violating phases in the quark sector are fit. With these parameters, the mass matrices for the up and down-type quarks are given by

$$M_u = m_t \begin{pmatrix} 0.0000142 & 0.00003553304 & 0.0000001436 \\ 0.00003553304 & 0.00404 & 0.000000002055 \\ 0.0000001436 & 0.000000002055 & 1 \end{pmatrix}, \tag{22}$$

$$M_d = m_b \begin{pmatrix} 0.0028224 & 0.005960856 & 0.0002682385 \\ 0.005960856 & 0.0266 & 0.000006023448 \\ 0.0002682385 & 0.000006023448 & 1 \end{pmatrix}, \tag{23}$$

whose eigenvalues have the correct quark mass hierarchies and nearly the correct CKM matrix is obtained. Similarly, the mass matrices for the neutrinos and charged leptons are given by

$$M_\nu = m_t \begin{pmatrix} 0.000000345 & 0.005960855 & 0.00002408185 \\ 0.005960855 & 0.00002408185 & 0.00000008464414 \\ 0.00002408185 & 0.00000008464414 & 0.005960855 \end{pmatrix}, \tag{24}$$

$$M_l = m_b \begin{pmatrix} 0.0010105 & 0.005960856 & 0.0001585588 \\ 0.005960856 & 0.045 & 0.00001682392 \\ 0.0001585588 & 0.00001682392 & 1 \end{pmatrix}. \tag{25}$$

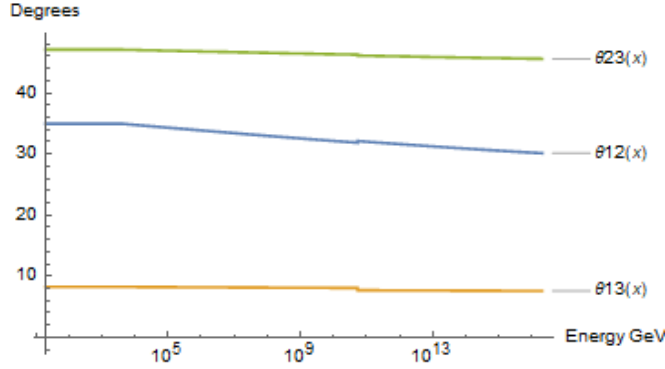


Figure 1: Neutrino mixing angles as a function of energy scale. Note that we have taken the supersymmetry decoupling scale to be 2 – 7 TeV in order to obtain the best agreement with data.

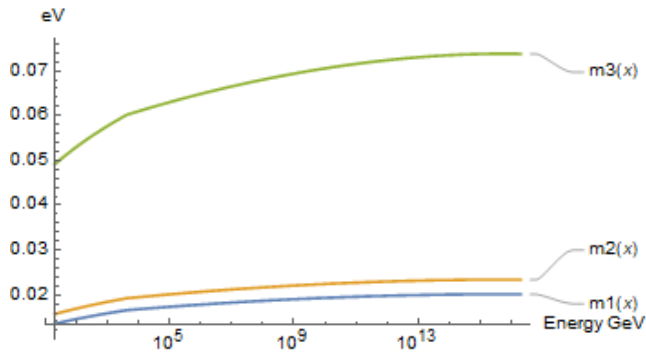


Figure 2: Neutrino masses as a function of energy scale. Note that we have taken the supersymmetry decoupling scale to be 2 – 7 TeV in order to obtain the best agreement with data.

The eigenvalues for the charged lepton mass matrix then have the correct mass hierarchy, while the Dirac neutrino mass matrix is near-tribimaximal and the charged lepton mass matrix is near-diagonal.

## 4 RGE Evolution to the Electroweak Scale

The Yukawa mass matrices obtained in the previous section are so obtained at the string scale, which in the following we will take to be the same as the GUT scale,  $M_X = 2 \cdot 10^{16}$  GeV. In order to compare the model predictions with experimental results it is necessary to evolve these mass matrices down to the electroweak scale via the Renormalization Group Equations (RGE), as well as apply a seesaw mechanism. In order to do this we use the `REAP 11.4` Mathematica package [4].

The Yukawa couplings are given by

$$y_t = \frac{\sqrt{2}m_t}{v \cdot \sin\beta} \qquad y_b = \frac{\sqrt{2}m_b}{v \cdot \cos\beta}, \qquad (26)$$

where  $m_t = 129$  GeV and  $m_b = 1.00$  GeV at  $M_{GUT}$ . For  $\tan\beta = 50$ , we then have that  $y_t = 0.742$



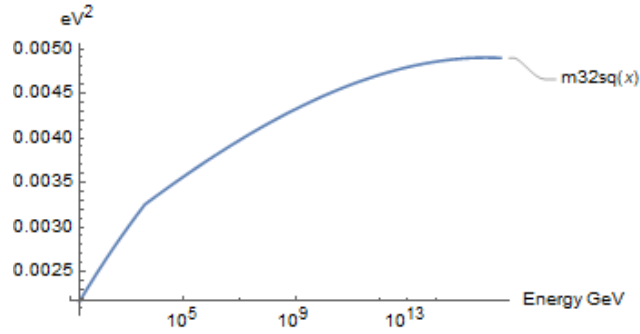


Figure 3: Mass difference  $m_{32}^2$  as a function of energy scale. Note that we have taken the supersymmetry decoupling scale to be 2 – 7 TeV in order to obtain the best agreement with data.

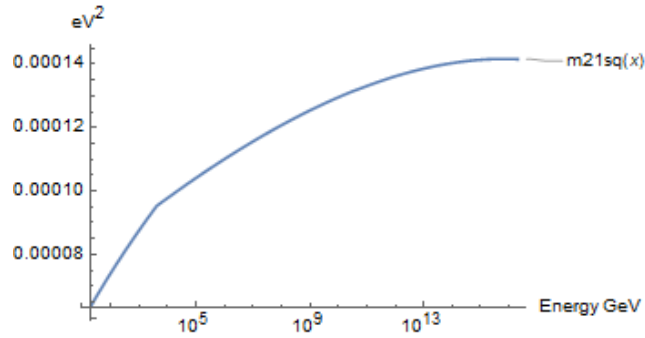


Figure 4: Mass difference  $m_{22}^2$  as a function of energy scale. Note that we have taken the supersymmetry decoupling scale to be 2 – 7 TeV in order to obtain the best agreement with data.

and  $y_b = 0.286$ . The Yukawa matrices are then given by

$$Y_u = y_t \begin{pmatrix} 0.0000142 & 0.00003553304 & 0.0000001436 \\ 0.00003553304 & 0.00404 & 0.000000002055 \\ 0.0000001436 & 0.000000002055 & 1 \end{pmatrix}, \quad (27)$$

$$Y_d = y_b \begin{pmatrix} 0.0028224 & 0.005960856 & 0.0002682385 \\ 0.005960856 & 0.0266 & 0.000006023448 \\ 0.0002682385 & 0.000006023448 & 1 \end{pmatrix}, \quad (28)$$

and

$$Y_\nu = y_t \begin{pmatrix} 0.000000345 & 0.005960855 & 0.00002408185 \\ 0.005960855 & 0.00002408185 & 0.00000008464414 \\ 0.00002408185 & 0.00000008464414 & 0.005960855 \end{pmatrix}, \quad (29)$$

$$Y_l = y_b \begin{pmatrix} 0.0010105 & 0.005960856 & 0.0001585588 \\ 0.005960856 & 0.045 & 0.00001682392 \\ 0.0001585588 & 0.00001682392 & 1 \end{pmatrix}. \quad (30)$$

In addition to the Yukawa matrices for quarks and leptons, we must choose a right-handed neutrino mass matrix to be input into the seesaw mechanism, resulting in the mass matrix for left-handed neutrinos given by Eq. 7. In principle, this may be calculated in the model. However, the right-handed neutrino mass term in the superpotential arises from dimension-five operators as shown in Eq. 10, thus it is very difficult to calculate. Therefore, for the present work we will choose the right-handed neutrino mass matrix such that the near-tribimaximal neutrino mixing originating in the Dirac neutrino mass matrix is preserved when running the RGEs from the string scale down to the GUT scale. A scan over a large number of random matrices produced twenty-thousand different choices for the right-handed neutrino matrix. These right-handed neutrino matrices produced neutrino masses which give mass-squared differences within the experimentally observed ranges with a ratio of  $\Delta m_{32}^2/\Delta m_{21}^2 > 30$ . These right-handed neutrino matrices also produced neutrino masses whose sum is lower than the upper limit from cosmological data defined as  $\sum_i m_i \lesssim 0.12$  eV, and results in a PMNS matrix within the  $3\sigma$  ranges given in Eq. 3. The values for the right-handed neutrino matrix elements which satisfy these constraints are

$$M_R \approx M_r \begin{pmatrix} -5.01 \pm 0.05 & -0.24 \pm 0.01 & 0.25 \pm 0.01 \\ -0.24 \pm 0.01 & -3.12 \pm 0.04 & 1.69 \pm 0.07 \\ 0.25 \pm 0.01 & 1.69 \pm 0.07 & -3.22 \pm 0.07 \end{pmatrix} \quad (31)$$

where  $M_r = 10^{10}$  GeV<sup>1</sup>. Inserting these values into the **REAP** package, we then find that the neutrino mixing angles at the electroweak scale are given by

$$\theta_{12} = 33.8^\circ \pm 1.2^\circ, \quad \theta_{23} = 46.9^\circ \pm 0.9^\circ, \quad \theta_{13} = 8.56^\circ \pm 0.20^\circ, \quad (32)$$

where we give an uncertainty based upon how these results change when the right-handed neutrino mass parameters are varied. Using these values for the mixing angles, the PMNS lepton mixing matrix is then given by

$$|V_{PMNS}| \approx \begin{pmatrix} 0.822 \pm 0.01 & 0.549 \pm 0.01 & 0.149 \pm 0.003 \\ 0.470 \pm 0.012 & 0.5081 \pm 0.016 & 0.721 \pm 0.010 \\ 0.321 \pm 0.017 & 0.663 \pm 9.011 & 0.6676 \pm 0.011 \end{pmatrix}, \quad (33)$$

---

<sup>1</sup>It may also be possible to employ an inverse seesaw mechanism using lower dimensional operators which are easier to calculate

which is in excellent agreement with the  $3\sigma$  limits given in Eq. 3. A plot of the neutrino mixing angles as a function of energy scale is shown in Fig. 1, while the running of the neutrino masses is shown in Fig. 2.

In addition, we find that the neutrino masses at the electroweak scale are given by

$$m_1 = 0.0150 \pm 0.0002 \text{ eV}, \quad m_2 = 0.0173 \pm 0.0002 \text{ eV}, \quad m_3 = 0.053 \pm 0.002 \text{ eV}, \quad (34)$$

with

$$\sum_i m_i = 0.085 \pm 0.002 \text{ eV}, \quad (35)$$

consistent with cosmological constraints. Finally, we find that

$$\Delta m_{32}^2 = 0.0025 \pm 0.0002 \text{ eV}^2, \quad \Delta m_{21}^2 = 0.000075 \pm 0.000003 \text{ eV}^2. \quad (36)$$

These values are consistent with current experimental observations of neutrino oscillations. Plots of  $m_{32}^2$  and  $m_{21}^2$  as functions of the energy scale are shown in Fig. 3 and Fig. 4. Note that we have taken the supersymmetry decoupling scale to be 2 – 7 TeV in order to obtain the best agreement with data. Thus, a change of slope in the RGE plots may be seen beginning at this scale.

## 5 Conclusion

We have performed an RGE analysis of the neutrino masses and mixing angles in a realistic Pati-Salam model constructed from intersecting D6 branes on a  $T^6/(\mathbb{Z}_2 \times \mathbb{Z}_2)$  orientifold. In previous work it had been shown that it is possible to fit the quark and lepton Yukawa matrices in the model such that the correct masses are obtained for the quarks and charged leptons as well as the nearly correct CKM quark mixing matrix. In addition, a Dirac neutrino mass matrix which is nearly tribimaximal was naturally obtained. A suitable right-handed neutrino mass matrix was chosen and then inserted into a Type I seesaw mechanism along with the Dirac neutrino mass matrix. The neutrino mass parameters were then evolved from the GUT scale down to the electroweak scale using the **REAP** Mathematica package. We then obtained neutrino masses given by  $m_1 = 0.015 \pm 0.0002 \text{ eV}$ ,  $m_2 = 0.0173 \pm 0.0002 \text{ eV}$ , and  $m_3 = 0.053 \pm 0.002 \text{ eV}$ , while simultaneously obtaining electroweak scale mixing angles and neutrino mass-squared differences which are within current experimental limits.

In fitting the SM fermion masses and mixings we have made use of several free parameters. In particular, the free parameters are the twelve Higgs VEVs, the Kähler parameter  $\kappa$ , and the five independent parameters in the right-handed neutrino mass matrix. In addition there are four shift parameters which are fixed by the  $\Delta$ (27) constraint on the mass matrices. In addition, there is the effective supersymmetry decoupling scale in the RGE analysis which we have fixed by requiring the neutrino mass-squared differences to be consistent with current experimental data. Therefore, there is nominally a total of eighteen free parameters in the analysis. However, since these parameters are not independent of each other there is effectively less than eighteen. With these parameters we have fit twelve quark and lepton masses and six quark and lepton mixing angles for a total of eighteen observable quantities. Therefore, there are no more free parameters than there are observable quantities. Thus, as the fit is highly constrained, the obtained values for the neutrino masses may be regarded as a bona-fide prediction of the model.

In principle, it may be possible to determine all of the adjustable parameters within the model. For example, by calculating the Higgsino bilinear mass matrix given in Eq. 19 it may

be possible to determine the values of the Higgs VEVs. In particular, they would correspond to the coefficients for the massless eigenstates corresponding to  $H_U$  and  $H_D$ . Similarly, the right-handed neutrino mass matrix may in principle be calculated within the model. Then, it might be possible to calculate the observed masses and mixing angles for the quarks and leptons from first principles. Another possibility is that the observed CP-violating phases appearing in the CKM matrix may be included in the fit, allowing the Dirac CP phase appearing in the lepton mixing matrix to be predicted. We plan to explore these possibilities in future work.

**Acknowledgments.** Evan Howington was supported by the grant, Pathways to STEM Careers, funded by the HSI STEM program of DOE.

## References

- [1] M. Abbas and S. Khalil, Phys. Rev. D **91**, no. 5, 053003 (2015) doi:10.1103/PhysRevD.91.053003 [arXiv:1406.6716 [hep-ph]].
- [2] V. E. Mayes, arXiv:1902.00983 [hep-ph].
- [3] S. Antusch, J. Kersten, M. Lindner, M. Ratz and M. A. Schmidt, JHEP **0503**, 024 (2005) doi:10.1088/1126-6708/2005/03/024 [hep-ph/0501272].
- [4] S. Antusch, J. Kersten, M. Lindner and M. Ratz, Nucl. Phys. B **674**, 401 (2003) doi:10.1016/j.nuclphysb.2003.09.050 [hep-ph/0305273].
- [5] T. Araki *et al.* [KamLAND Collaboration], Phys. Rev. Lett. **94**, 081801 (2005) doi:10.1103/PhysRevLett.94.081801 [hep-ex/0406035].
- [6] I. Esteban, M. C. Gonzalez-Garcia, A. Hernandez-Cabezudo, M. Maltoni and T. Schwetz, arXiv:1811.05487 [hep-ph].
- [7] I. Esteban, M. C. Gonzalez-Garcia, M. Maltoni, I. Martinez-Soler and T. Schwetz, JHEP **1701**, 087 (2017) doi:10.1007/JHEP01(2017)087 [arXiv:1611.01514 [hep-ph]].
- [8] NuFit, <http://www.nu-fit.org/>
- [9] Y. Fukuda *et al.* [Super-Kamiokande Collaboration], Phys. Rev. Lett. **81**, 1158 (1998) Erratum: [Phys. Rev. Lett. **81**, 4279 (1998)] doi:10.1103/PhysRevLett.81.1158, 10.1103/PhysRevLett.81.4279 [hep-ex/9805021].
- [10] S. Vagnozzi, E. Giusarma, O. Mena, K. Freese, M. Gerbino, S. Ho and M. Lattanzi, Phys. Rev. D **96**, no. 12, 123503 (2017) doi:10.1103/PhysRevD.96.123503 [arXiv:1701.08172 [astro-ph.CO]].
- [11] E. Giusarma, M. Gerbino, O. Mena, S. Vagnozzi, S. Ho and K. Freese, Phys. Rev. D **94**, no. 8, 083522 (2016) doi:10.1103/PhysRevD.94.083522 [arXiv:1605.04320 [astro-ph.CO]].
- [12] E. Giusarma, S. Vagnozzi, S. Ho, S. Ferraro, K. Freese, R. Kamen-Rubio and K. B. Luk, Phys. Rev. D **98**, no. 12, 123526 (2018) doi:10.1103/PhysRevD.98.123526 [arXiv:1802.08694 [astro-ph.CO]].

- [13] S. A. Thomas, F. B. Abdalla and O. Lahav, Phys. Rev. Lett. **105**, 031301 (2010) doi:10.1103/PhysRevLett.105.031301 [arXiv:0911.5291 [astro-ph.CO]].
- [14] P. A. R. Ade *et al.* [Planck Collaboration], Astron. Astrophys. **571**, A16 (2014) doi:10.1051/0004-6361/201321591 [arXiv:1303.5076 [astro-ph.CO]].
- [15] R. A. Battye and A. Moss, Phys. Rev. Lett. **112**, no. 5, 051303 (2014) doi:10.1103/PhysRevLett.112.051303 [arXiv:1308.5870 [astro-ph.CO]].
- [16] F. P. An *et al.* [Daya Bay Collaboration], Phys. Rev. Lett. **108**, 171803 (2012) doi:10.1103/PhysRevLett.108.171803 [arXiv:1203.1669 [hep-ex]].
- [17] Y. Abe *et al.* [Double Chooz Collaboration], Phys. Rev. Lett. **108**, 131801 (2012) doi:10.1103/PhysRevLett.108.131801 [arXiv:1112.6353 [hep-ex]].
- [18] J. K. Ahn *et al.* [RENO Collaboration], Phys. Rev. Lett. **108**, 191802 (2012) doi:10.1103/PhysRevLett.108.191802 [arXiv:1204.0626 [hep-ex]].
- [19] E. Ma, Phys. Rev. D **73**, 057304 (2006) doi:10.1103/PhysRevD.73.057304 [hep-ph/0511133].
- [20] E. Ma, Phys. Lett. B **660**, 505 (2008) doi:10.1016/j.physletb.2007.12.060 [arXiv:0709.0507 [hep-ph]].
- [21] A.M. Uranga, Class. Quant. Grav. 20 (2003) S373.
- [22] R. Blumenhagen, M. Cvetič, P. Langacker, G. Shiu, Ann. Rev. Nucl. Part. Sci. 55 (2005) 71.
- [23] R. Blumenhagen, B. Körs, D. Lüst, S. Stieberger, Phys. Rept. 445 (2007) 1.
- [24] F. Marchesano, Fortsch. Phys. 55 (2007) 491.
- [25] M.R. Douglas, G. Moore, *D-branes, quivers and ALE instantons*, hep-th/9603167.
- [26] M. Berkooz, M.R. Douglas, R.G. Leigh, Nucl. Phys. B 480 (1996) 265.
- [27] G. Aldazabal, S. Franco, L.E. Ibáñez, R. Rabadán, A.M. Uranga, J. Math. Phys. 42 (2001) 3103; J. High Ener. Phys. 0102 (2001) 047.
- [28] C. Bachas, *A Way to break supersymmetry*, hep-th/9503030.
- [29] R. Blumenhagen, L. Görlich, B. Körs, D. Lüst, J. High Ener. Phys. 0010 (2000) 006; R. Blumenhagen, B. Körs, D. Lüst, J. High Ener. Phys. 0102 (2001) 030.
- [30] C. Angelantonj, I. Antoniadis, E. Dudas, A. Sagnotti, Phys. Lett. B 489 (2000) 223.
- [31] D. Cremades, L.E. Ibáñez, F. Marchesano, *Towards a theory of quark masses, mixings and CP-violation*, arXiv:hep-ph/0212064; J. High Ener. Phys. 0307 (2003) 038.
- [32] H. Abe, K. S. Choi, T. Kobayashi and H. Ohki, Nucl. Phys. B **820**, 317 (2009) doi:10.1016/j.nuclphysb.2009.05.024 [arXiv:0904.2631 [hep-ph]].

- [33] C.M. Chen, T. Li, V.E. Mayes, D.V. Nanopoulos, Phys. Lett. B 665 (2008) 267;
- [34] C. M. Chen, T. Li, V. E. Mayes and D. V. Nanopoulos, Phys. Rev. D **77**, 125023 (2008)  
doi:10.1103/PhysRevD.77.125023 [arXiv:0711.0396 [hep-ph]].
- [35] M. Cvetič, I. Papadimitriou, Phys. Rev. D 67 (2003) 126006;