

# Continuous variable quantum key distribution with multi-mode signals for noisy detectors

Rupesh Kumar<sup>\*1</sup>, Xinke Tang<sup>2</sup>, Adrian Wonfor<sup>2</sup>, Richard Penty<sup>2</sup>, and Ian White<sup>2</sup>

<sup>1</sup>Quantum Communications Hub, University of York, York YO10 5DD, UK

<sup>2</sup>Centre for Photonic Systems, University of Cambridge, Cambridge CB3 0FA, UK

## Abstract

This paper proposes a multi-mode Gaussian modulated continuous variable quantum key distribution (CV-QKD) scheme able to operate at high bandwidth despite using conventional noisy, coherent detectors. We demonstrate enhancement in shot-noise sensitivity as well as reduction in the electronic noise variance of the coherent receiver of the multi-mode CV-QKD system. A proof-of-concept simulation is presented using multiple modes; this demonstrates an increase in signal-to-noise ratio and secure key rate at various transmission distances with increasing signal modes

## 1 Introduction

Quantum Key Distribution (QKD) [1] is a promising technology for sharing information with unconditional security. Continuous-variable QKD (CV-QKD) [2, 3, 4, 5] based on quadrature modulation of light is attractive, as it offers higher efficiency in secure key-generation rates (especially when used in dense wavelength division multiplexing networks [6]) compared with discrete variable QKD (DV-QKD), which is based on single-photon encoding and detection [7, 8]. CV-QKD is also very suitable for photonic integration, as the transceivers are very similar to those in classical coherent high-speed communication systems [9, 10]. However, classical coherent detectors at higher bandwidth exhibit higher electronic noise compared with the fundamental vacuum noise shot noise [11]. This limits the shot-noise sensitivity of the detector, which is a fundamental requirement for detecting quadrature modulated quantum signals. Higher electronic noise limits the performance of CV-QKD systems as it can reduce the signal to-noise ratio (SNR), especially at longer transmission distances [12]. It is possible to use an intense optical local oscillator (LO) to cause the shot noise to dominate the Johnson thermal electronic noise the main source of electronic noise in the coherent detector [11]. However, this is not achievable at higher repetition rates due to laser power restrictions in transmitted LO (TLO) CV-QKD systems. An alternative approach, generating LO locally (LLO), requires a pair of low-linewidth laser sources whose phase-mismatching error with respect to each other creates additional noise that limits long-distance performance [13, 14, 15].

Here, we propose a new scheme for CV-QKD with a multi-mode Gaussian modulated protocol [2, 4] that exhibits higher SNR compared to a conventional high-bandwidth CV-QKD system. Multi-mode signals in CV-QKD have been considered in [16, 17, 18] for Gaussian as well as in [19, 20] for discrete modulation protocols. The basic feature of our scheme involves the transmission of multi-mode, mutually incoherent signals prepared by Alice and their joint measurement at once using a coherent detector by Bob. Here, by the

---

\*Corresponding Author: rupesh.kumar@york.ac.uk

term mode, we mean orthogonal states in any degrees of freedom of the light. We have selected the wavelength, as it is practically easier to generate different modes and is not as limited in number of degrees compared to other modes such as polarization.

This paper is organized as follows. In Section 2, we describe the conventional Gaussian modulation CVQKD protocol and a set of equations useful for the estimation of final secure key rate. In Section 3, we consider the basic assumptions of the detector for performing CV-QKD. A multi-mode scheme for enhancing the SNR will be discussed in Section 4, and principle demonstration and simulation results as to the gain in secure key rate will be given in Section 5. Conclusions will be given in Section 6.

## 2 Gaussian modulated CV-QKD

In a Gaussian modulated CV-QKD system, Alice prepares coherent state  $|\alpha_A\rangle = |X_A + iP_A\rangle$  and sends to Bob through a quantum channel. The quadratures,  $X_A$  and  $P_A$ , are drawn from two sets of normally distributed random variables  $\mathcal{N}\{0, V_A\}$ , of zero mean and variance  $V_A$ . Bob measures the quadratures with respect to a reference signal- LO, using a shot noise limited homodyne [2] or heterodyne [4] coherent receiver. Without loss of generality, we consider a homodyne detection scheme where Bob randomly measures one of the quadratures,  $X_B$  or  $P_B$ . The LO can be either transmitted from Alice (TLO)[21] or generate locally at Bob (LLO) from a second laser [13, 14]. In the latter scheme, Alice also needs to send a reference signal to lock the phase of the laser at Bob. The quantum channel is characterized by two parameters, transmittance  $T$  and excess noise  $\xi$ , which can be estimated using the following equations:

$$\begin{aligned} \langle X_A X_B \rangle &= \sqrt{\eta T} V_A & (1) \\ \text{var}(X_B) = V_B &= \eta T V_A + N_0 + \eta T \xi + v_{ele} & (2) \end{aligned}$$

Where,  $\eta$  is the detection efficiency of Bob,  $N_0$  is the shot noise variance and  $v_{ele}$  is the electronic noise variance expressed in shot noise unit (snu or otherwise labeled as  $N_0$ ). The l.h.s of Eq.(1) is the covariance between  $X_A$  and  $X_B$ . Above equations hold true for  $P_B$  quadrature measurements as well. With the help of data reconciliation, in particular reverse reconciliation[22] for channels with loss greater than 3dB, Alice and Bob can extract secure keys from correlated quadrature values  $\{X_A^1..X_A^{N/3}, X_B^1..X_B^{N/3}\}$  by performing error correction and privacy amplification[23]. Here we assume one third of the total number of  $N$  measured quadratures values are used for channel parameter estimation and one third is for real-time shot noise variance measurement. From the estimated values of the channel parameters,  $T$  and  $\xi$ , secure key generation rate can be estimated. Secure key rate in asymptotic limit, under collective attack, can be written as [24]:

$$K = \gamma(\beta I_{AB} - \min\{\chi_{EB}, \chi_{EA}\}) \quad (3)$$

Here,  $\gamma$  is the fraction of quadrature data used for secure key generation and  $\beta$  is the reconciliation efficiency.  $I_{AB}$  is the mutual information between Alice and Bob and  $\chi_{EA}, \chi_{EB}$  are the Holevo bounds to Eves accessible information [25], for the quadrature prepared by Alice and Bob's quadrature measurement outcomes, respectively.  $\chi_{EA}$  pertains to the direct reconciliation where Bob corrects his noisy measurement outcomes with respect to Alice. While in reverse reconciliation, Alice corrects initial quadrature information as per Bob's noisy measurement outcomes. In this case, Eve is forced to gather knowledge about Bob's measurements,  $\chi_{EB}$ , in order to maximize her eavesdropping. In reverse reconciliation, the noise in Bob's measurements improves the robustness of the protocol to the channel excess noise by partly decoupling eavesdropper from the Bob's

measurement outcomes and helps to extend the transmission distance beyond 3dB limit in the case of direct reconciliation. The total noise,  $\chi_{tot} = \chi_{line} + \chi_{hom}/T$ , in the CV-QKD system is separated into two. The channel noise  $\chi_{line} = (1 - T)/T + \xi$  and detection noise  $\chi_{hom} = (1 - \eta + v_{ele})/\eta$ . It is assumed that the electronic noise variance,  $v_{ele}$ , and detection efficiency,  $\eta$ , cannot be accessed by Eve so that both can be calibrated and trusted [21]. This applies in the reverse reconciliation procedure and so we restrict our calculation to it. Here,  $v_{ele}$  plays a role in SNR. One can find the signal to noise ratio in the system as:  $SNR = V_A/(1 + \chi_{tot})$  and then estimate the mutual information  $I_{AB}$  from the following equation:

$$I_{AB} = \frac{1}{2} \log_2(1 + SNR) \quad (4)$$

In order to estimate the Holevo bound for Eve's accessible information,  $\chi_{EB}$ , under collective attack on the Gaussian states sent by Alice, one can use the equation below:

$$\chi_{EB} = S(\rho_E) - \int p(X_B) S(\rho_{E|B}) dX_B \quad (5)$$

where,  $S(\rho_E)$  is the Von Neumann entropy of the state that Eve poses,  $p(X_B)$  is the probability distribution of Bob's measurements, and  $\rho_{E|B}$  is Eve's states conditioned on Bob's measurement. Please refer to appendix A for further description on Eq.(5). From the parameters estimation, if the level of excess noise  $\xi$  is below the null key threshold, Alice and Bob can estimate the secure key rate, Eq.(3), and proceed to error correction and privacy amplification in order to generate unconditional secure keys.

### 3 Prerequisite for performing Gaussian modulated CV-QKD

In order to guarantee the security of a protocol, it is necessary to put forward assumptions on the underlying hardware systems and the way they perform. In CV-QKD protocols, quantum uncertainty imposed by the shot noise on the quadrature measurements provides the fundamentals to the theoretical security [2]. For this, it is assumed that the coherent receiver that detects the quadratures does have adequate sensitivity to infer the quantum uncertainty from the measurement outcomes. Such receivers are referred as "shot noise limited". It is also assumed that the transfer function of the quantum channel, together with subsequent detection by the detector, follows a linear Gaussian model such that the variance of the output signal as well as the induced noises are Gaussian and linear with respect to the input signal. This requires a receiver with linear response function where the variance of the detector output is linear with respect to the LO power. A homodyne receiver typically consists of a pair of high responsive linear photodiodes and linear transimpedance amplifiers (TIA) [26]. The photo-diodes induce dark current noise which is, however, negligible compare with the thermal noise from the amplifier, the main electronic noise in the detector.

In order to make the homodyne detector linear as well as shot noise limited it is required to use (i) a low-electronic noise amplifier with linear response and (ii) an adequate LO signal strength to raise the shot-noise variance well above the electronic noise of the amplifier. Note that the output variance of the homodyne detection is directly proportional to the LO pulse intensity that interferes with the each of the signal pulses. In this sense, the number of photons per LO pulse is responsible for the level of shot-noise sensitivity of the detector [26].

The above mentioned two requirements set the repetition rate and hence the secure key rate of the CV-QKD system, in general. Most of the demonstrations of CV-QKD have been limited to low repetition rate, of the order of MHz, as it is difficult to provide

low electronic noise and high LO intensity in high bandwidth homodyne receivers at high repetition rate. This implies that at high repetition rate the hardware assumptions to achieve theoretical security can not be met. Here we closely examine this aspect. The electronic noise variance,  $v_{ele}$  of the homodyne receiver system is governed by the thermal noise of the TIA. One can find an expression for  $v_{ele}$  in shot noise unit as [27, 28]:

$$v_{ele} = \left( \frac{\sqrt{4kT_k R_f}}{G} \right)^2 \times \frac{BW d \lambda}{hc P_{LO}} \quad (6)$$

where,  $k$  is the Boltzmann constant,  $T_k$  is the temperature in kelvin,  $R_f$  is the feedback resistor in the amplifier which is responsible for thermal noise,  $G$  is the amplifier gain which decreases with increasing bandwidth  $BW$ . The term defined by the bracket is referred to as the noise equivalent power (NEP) at the input of the amplifier which can be directly obtained from the data sheet. In the rest of the Eq.(6),  $h$  is planck's constant,  $c$  is the speed of light and  $\lambda, d, P_{LO}$  are wavelength, pulse width and the power of the LO signal, respectively. In a high bandwidth CV-QKD realization, in order to keep the electronic noise significantly below the shot noise variance level, one has to use an amplifier with low NEP and maximum possible LO power though- both are very hard to be achieved in practice at high repetition rate. This is because the NEP increases with bandwidth of the amplifier whereas the achievable LO power- more precisely the number of photons per LO pulse, decrease with repetition rate as the pulse width decreases.

As a result, elevated electronic noise affects the signal to noise ratio and effectively reduces the secure key rate. Fig.1 shows variations in  $v_{ele}$  with respect to repetition rate. In line with a common practice, here we set the repetition rate is at one third of the amplifier bandwidth and the LO pulse width to be 10% duty cycle of the repetition rate.

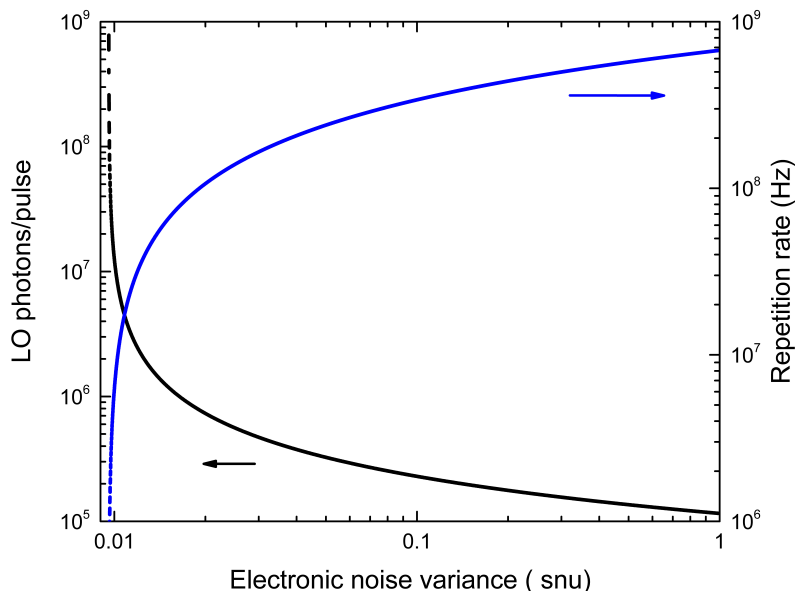


Figure 1: Electronic noise variance, Eq.(6), with respect to repetition rate (blue) and LO power (black). The following values are used: LO peak power - 1mW at the homodyne input, pulse width  $d$  - 10% of the repetition rate, bandwidth  $BW$ - 3 times the repetition rate and  $T_k$  - 300K. The gain  $G$  is set to 4000 at 1MHz and assumed linear decrease with increase in bandwidth.

As we can see from Fig.1, at high repetition rate  $v_{ele}$  increases due to decrease in LO power as well as increase in thermal noise. This results in the reduction in SNR and thereby the mutual information between Alice and Bob, as per Eq.(4). This limits the achievable transmission distance and secure key rate.

In the following section we describe multi-mode Gaussian modulated CV-QKD where a noisy homodyne detector can perform in the linear detection range with a reduction in electronic noise. This causes an elevation in shot noise sensitivity with respect to the resultant virtual state - derived from the multi-mode signals, for secure key generation.

## 4 Multi-mode Gaussian modulated CV-QKD

In a conventional Gaussian modulated CV-QKD system Alice prepares a single mode coherent state  $|\alpha\rangle$ , where signal wavelength, polarization, spatial and temporal modes, etc., are coherent with respect to that of the LO pulse. In a multi-mode Gaussian modulated scheme, Alice prepares independent and identically distributed Gaussian modulated coherent states  $|\alpha\rangle_1, |\alpha\rangle_2, \dots, |\alpha\rangle_m$  in  $m$  independent modes as shown in Fig. 2(b). We assume modes are well separated from each other such that interference between the signals is negligible.

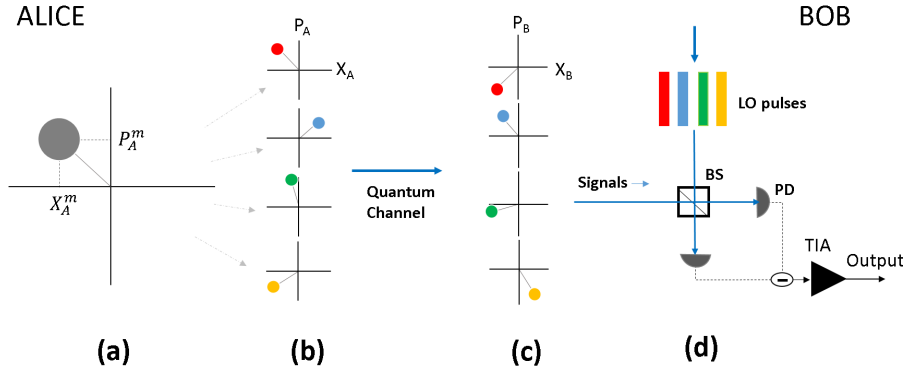


Figure 2: Multi-mode CV-QKD Scheme. (a) the virtual coherent state of quadratures  $X_A^m$  and  $P_A^m$  deduced from the four signal mode quadratures. (b) 4 signal modes (coloured dots) are shown in respective phase space, with  $m=4$  independent  $X_A$  and  $P_A$  quadrature values. Here, colour codes used for indicating different modes.(c) Bob received the phase rotated signals. (d) Homodyne measurement of signal quadratures. BS 50/50 beam splitter, PD photo-diode and TIA transimpedance amplifier. LO pulses pass through a phase modulator that is not shown in the figure.

Bob then jointly measures, at once, either of the quadratures of each mode using a single homodyne detector, with  $m$  respective mode matched local oscillator pulses as shown in Fig. 2(d). The joint outcome of his  $X$  quadrature measurement at any instance can be read as:

$$X_B^m = \sqrt{\eta T} \sum_{i=1}^m X_{A_i} + \sum_{i=1}^m X_{0_i} + \sqrt{\eta T} \sum_{i=1}^m X_{\xi_i} + X_{ele} \quad (7)$$

Here,  $X_{\xi}$ ,  $X_0$  and  $X_{ele}$  are the quadrature values of excess noise, shot noise and electronic noise, respectively. Equation (7) is also true for  $P$  quadrature measurement. Considering the additivity of the Gaussian random variables, the variance  $V_B^m = Var(X_B^m)$  of the measurement outcomes becomes:

$$V_B^m = \eta T m V_A + m N_0 + \eta T m \xi + v_{ele} \quad (8)$$

The excess noise variance  $\xi$  and the shot noise variance  $N_0$  are assumed to be identical for all the modes. Since the shot noise variance at the homodyne output is proportional to the LO intensity, from a practical point of view, it is not difficult to obtain LO pulses of identical strength and the same shot noise variance among the modes. While comparing Eq. (2) of single mode output variance with Eq. (8), we can see that the electronic noise  $v_{ele}$  remains unchanged. This reads as electronic noise per mode has been lowered by a factor of total number of modes,  $m$ . One may argue that the total noise, including the shot noise variance, is increased by a factor  $m$ . However, normalization of all the parameters with respect to total shot noise variance- in the resultant virtual phase space, the contribution of electronic noise is reduced by a factor  $m$ .

In order to cope with Bob's joint quadrature measurement, Alice estimates the resultant, but virtual, quadrature value  $X_A^m = \sum_{i=1}^m X_A^i$  and  $P_A^m = \sum_{i=1}^m P_A^i$  such that the resultant quadrature distribution still follows Gaussian distribution  $\mathcal{N}(0, mV_A)$  with mean zero and variance  $mV_A$ . A single virtual state is shown in Fig.2 (a). The uncertainty in the quadrature values are now considered as  $m$  times the shot noise variance  $N_0$ . However, this will be normalized to unity once joint shot noise variance measurement is done at Bob.

As a result of the normalization with respect to the shot noise variance,  $mN_0$ , the virtual states follow the Gaussian distribution  $\mathcal{N}(0, V_A^{m'})$  at Alice where  $V_A^{m'}$  is identical to  $V_A$ . Here the superscript  $m'$  labels the normalized virtual states. Exactly like in single mode protocol, Alice publicly shares values of her virtual quadratures and Bob estimates channel parameters,  $T$  and  $\xi$ , which are common to all the modes, by following Eq.(1) and Eq.(8),

$$T = \frac{\langle X_A^{m'} X_B^{m'} \rangle^2}{\eta(V_A^{m'})^2} \quad (9)$$

$$\xi = \frac{V_B^{m'}}{\eta T m} + V_A^{m'} + \frac{1}{\eta T} + \frac{v_{ele}}{\eta T m} \quad (10)$$

The SNR of the single mode CV-QKD system is defined as:  $V_A/(1 + \chi_{tot})$ , where  $\chi_{tot}$  is the total noise in the system and its components are defined in the section 2. By taking them and Eq. (10) into account, the ratio,  $R_{snr}$ , of SNR in multi-mode to single mode Gaussian modulated CV-QKD system can be written as:

$$R_{SNR} = \frac{1 + \chi_{tot}}{1 + \chi_{tot}/m + \xi(m - 1)/m} \quad (11)$$

The Eq.(11) is plotted in Fig.3 in order to show the enhancement in SNR of multi-mode system. Here we assume that channel loss and detector response to each of the modes are identical such that contribution of each modes to the quadratures of the virtual states are uniformly weighted. And also the quadrature variances of each modes can be set to identical during the system calibration procedure - which is a normal routine performed prior to the protocol run. This leads us to consider the protocol with final virtual states follows Gaussian linear model- where the virtual states, the channel noise, the homodyne detection etc. are identical to single mode Gaussian protocol. As a result, the security pertaining to the virtual state can be derived exactly as in the case of single mode Gaussian modulated coherent protocol [24, 25].

Therefore, in order to estimate the final secure key rate from the virtual states, the following equations are utilized. The mutual information between Alice and Bob,  $I_{AB}$ , is estimated from Eq.(4) while Eve's information is calculated from Eq.(5) given in appendix A. And finally utilizing Eq. (3), we can estimate the secure key rate generated from the

virtual states. As usual, after the parameter and key rate estimation Alice and Bob can proceed to error correction and then privacy amplification to generate final secure keys.

The LO pulses shown in Fig.2 (d) are either transmitted from Alice or locally generated at Bob. But, in LLO systems, it may not be necessary to implement multi-mode scheme proposed here as it possible to generate adequate LO power from the local laser. Therefore we restrict our claims to the TLO systems. It is worth to mention here that in LLO system, noise from phase estimation error misalign the reference frame that adds additional noise to the excess noise which restricts the performance of CV-QKD system to a few 10s of km[15]. For long distance CV-QKD, TLO scheme delivers secure keys as it is less vulnerable to phase estimation noise and our protocol finds application in high bandwidth and noisy detection. In order to align the frame of reference of the Alice's virtual quadrature values to that of Bob's joint quadrature measurement outcomes, training signals can be used for each modes with publicly known phase values[23]. However, the noise from reference frame misalignment is not considered here.

In order to realize a full setup for our protocol, the cost figure will be primarily due to the lasers. The modes can be generated with a set of lasers driven by single pulse generator, the laser outputs can be time delayed and then coupled to a single fibre using a WDM module. Gaussian quadrature modulation on each modes can be performed with single amplitude and phase modulators with proper delay in the modulation pattern. At Bob, an equal fibre delay can be applied to each modes in order to remove the delay offset by Alice. The calibration procedure helps to set equal weights on quadrature variance, detector balancing , etc. of each modes.

## 5 Proof of principle test and simulation results

In order to demonstrate the feasibility of a multi-mode GM-CVQKD system, we have used a 4MHz bandwidth homodyne detector that typically needs LO strength of  $10^8$  photons per pulse to attain linear response to the shot-noise quadrature and thereby to the signal quadrature. Here, we are restricted by the bandwidth of the available homodyne detector in the lab. However, it is possible to demonstrate the core of the concept with lower number of photon per LO pulse where detector shows non-linear response to the input signal and lesser shot noise sensitivity. This is exactly the scenario when higher bandwidth homodyne detectors show non-linear response even at moderate LO power. We test the shot noise variance of the homodyne detector with 3 different modes of LO pulses, each of 100ns pulse width and wavelength 1544.53nm, 1545.32nm and 1546.12nm, respectively. Each LO generates its own contributions to the shot noise variance. The setup is shown as part of the Fig. 2. The three CW lasers are first multiplexed into a polarization maintaining fibre and then 100ns pulses are carved out with an amplitude modulator. The signal port of Bob's 50/50 beamsplitter is blocked and LO pulses are sent simultaneously though the LO input port. The output currents from the photo-diodes are first subtracted and then amplified by low noise amplifier- Amptek A250. The output of the amplifier is acquired by a real time oscilloscope and processed in the computer, where variances of the homodyne output signals are estimated over  $10^8$  data. Fig.4 shows the output variance of the detector for different LO pulses strength.

The electronic noise of the detector is  $1.56 \times 10^{-6} \text{mV}^2$  which is measured without the LO pulse. The maximum power for each LO mode is limited to  $1.7 \times 10^7$  photons per pulse. While using single mode of LO pulse, the achievable minimum electronic noise is  $\approx 0.05N_0$  whereas all the three LO pulses together bring the electronic noise variance down to  $0.005N_0$ - a 10 fold reduction, more than expected, which is due to non-linear gain of the amplifier. An immediate implication of this demonstrations is that for homodyne detectors which shows higher electronic noise, especially commercially available coherent

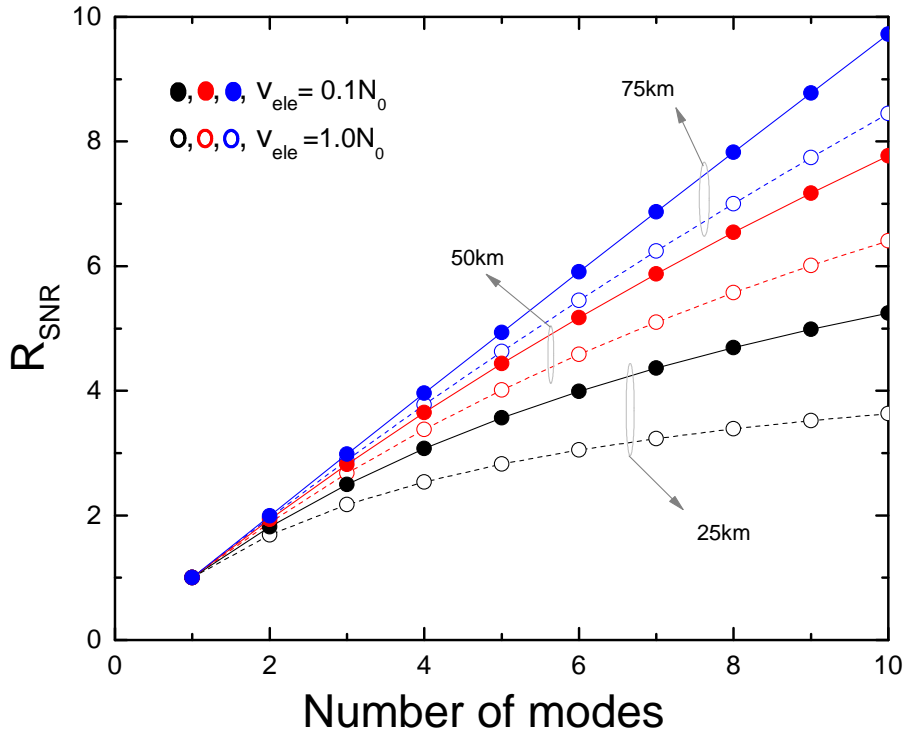


Figure 3: The ratio  $R_{SNR}$ , Eq.(11), of multi-mode signal SNR to that of single mode. The following parameters are used in the plot: single mode signal variance  $V_A = 2.5N_0$ , reconciliation efficiency  $\beta = 0.95$ , efficiency of Bob  $\eta = 0.6$  and excess noise at Bob  $\eta T\xi = 0.001N_0$ . Dots and circles represent the SNR ratio for  $v_{ele} = 1.0N_0$  and  $0.1N_0$ , respectively.

receivers of GHz bandwidths, multi-mode detection can make them sensitive to CV-QKD signals by significantly reducing the electronic noise variance with respect to shot noise variance.

To begin with, we have estimated the secure key rate per use of the channel pertaining to single mode Gaussian modulated CV-QKD protocol under collective attack, Eq.(3) in two different homodyne detector electronic noise levels  $v_{ele}$ :  $0.1N_0$  and  $1.0N_0$ . One important thing to note here is that  $v_{ele} = 1N_0$  is a value commonly observed for GHz bandwidth homodyne detectors, e.g 3GHz bandwidth detector at 1GHz repetition rate-see Fig.1, and are not considered as shot noise limited. The value  $0.1N_0$  is normally achievable in CV-QKD systems with repetition rate around 100MHz[29] and detector can be regarded as shot noise limited.

A  $m$ -mode signal transmission can be considered as  $m$  independent use of the channel which is equivalent to the transmission of  $m$  single mode signal. However, since Bob performs joint measurement on  $m$ -mode signals at once, the secure key is not equal to  $m$  times the key rate from single mode transmission but higher. This is shown in Fig. 5 as  $K_{multi}/K_{sing}$  which is the ratio of the secure key rate of multi-mode to single mode CV-QKD system for  $m = 2, 5$  and  $10$ . As we can see, multi-mode scheme is less effective for CV-QKD system at lower repetition rate. But at higher bandwidth- above 1GHz, the multi-mode scheme brings the following advantages: i) improves the detector's shot noise detection sensitivity by reducing the electronic noise variance per mode- here for



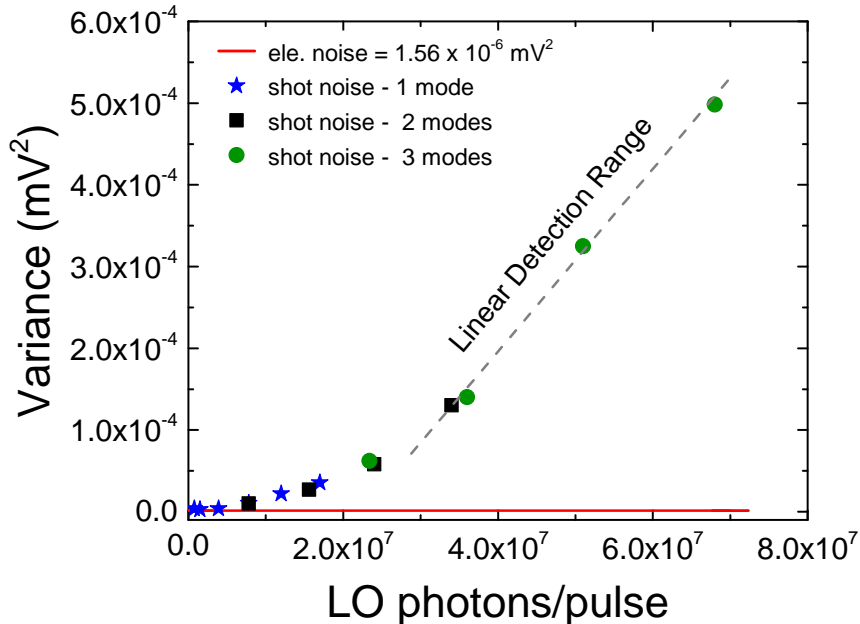


Figure 4: Measured shot noise variance of the homodyne detector with LO power. Here, LO pulse width is 100ns at 1MHz repetition rate. With  $1.7 \times 10^7$  photon per pulse, linear detection range can be reached with 3 LO pulses at which electronic noise per mode drops to  $0.005N_0$ .

$m=10$ ,  $v_{ele} = 0.1N_0$ ; ii) it shows an increase in the secure key rate with number of modes. For  $m=10$ , it almost doubles the key rate. One thing to mention here is that the numerical simulation does not consider whether the detector is shot noise limited or not, but, estimates the key rate under the assumption that  $v_{ele}$  is trusted and calibrated.

## 6 Conclusion

In conclusion, we have proposed a multi-mode Gaussian modulated CV-QKD scheme that conceptually reduces the electronic noise of the homodyne detector and provides shot noise sensitivity during joint signal measurement.

We have tested the principle behind the multi-mode system using a low bandwidth homodyne detector with low LO power and have observed a reduction in electronic noise, and an increase in the shot noise sensitivity. This in turn increases the SNR of the CV-QKD system. The ratio of secure key rates of the conventional single mode Gaussian modulated CV-QKD and the multi-mode version has been estimated and found that the multi-mode scheme has a negligible impact in low bandwidth CV-QKD systems while at higher bandwidth it provides shot noise sensitivity improvement and higher key rates compared to single mode systems.

One of the hurdles for higher bandwidth Gaussian modulated CVQKD systems is the difficulty and latency in data post-processing and hardware requirement for the generation and acquisition of Gaussian random quadrature values. Discrete modulated CVQKD systems[30], with two, three or four signal levels, reduce much of these complexities and there are experimental demonstrations performed at GHz repetition rate [31]. The multi-mode scheme can not be applied to a discrete modulation scheme as the number of discrete signal levels of Alice's resultant virtual state as well as the result of Bob's joint measurement will increase with the number of modes. The security proofs developed for single

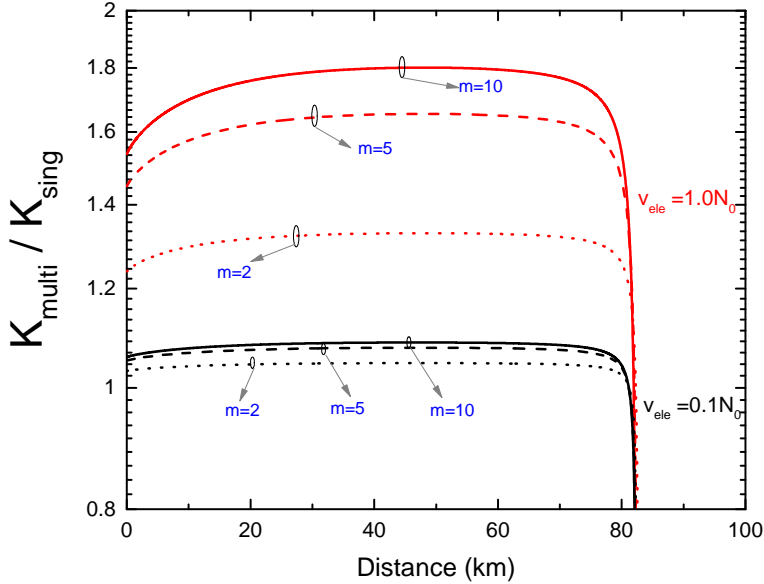


Figure 5: Gain in terms of key rate in multi-mode CV-QKD is shown for homodyne detector with low bandwidth (300MHz,  $v_{ele} = 0.1N_0$ ) and high bandwidth (3GHz,  $v_{ele} = 1N_0$ ). Here we used  $V_A = 2.5N_0$ , reconciliation efficiency  $\beta = 0.95$ , efficiency of Bob  $\eta = 0.6$  and excess noise at Bob  $\eta T \xi = 0.001N_0$  and the channel loss = 0.2dB/km. Red and black colour in the plot indicate  $v_{ele} = 1.0N_0$  and  $0.1N_0$ , respectively.

mode discrete modulated protocols may not be directly applied here. However, in the limit of large number of modes, the multi-mode discrete modulated scheme will converge to Gaussian modulation in the virtual quadrature under the central limit theorem. This needs a careful study on whether security proofs for Gaussian modulation can apply to multi-mode discretely modulated CV-QKD protocols or not. We hope this paper will significantly add impact and give direction towards high bandwidth CV-QKD system development with currently unattainable repetition rates.

## Funding

Engineering and Physical Sciences Research Council (EPSRC) (EP/M013472/1).

## Appendix A: Eve's accessible information

The security of prepare and measure based CV-QKD system has been derived from the entanglement based scheme where Alice and Bob shares joint state  $\rho_{AB}$ . Alice's measurement on her state projects Bob's to a state  $\alpha$  identical to what Alice would have sent to Bob in prepare and measure scheme. The Eq.(5) is further simplified as:

$$\chi_{BE} = \sum_{i=1}^2 G\left(\frac{\lambda_i - 1}{2}\right) - \sum_{i=3}^5 G\left(\frac{\lambda_i - 1}{2}\right) \quad (12)$$

Where  $G(x) = (x + 1) \log_2(x + 1) - x \log_2 x$ ,  $\lambda_{1,2}$  are the symplectic eigenvalues of the covariance matrix that characterize a joint state  $\rho_{AB}$  and  $\lambda_{3,4,5}$  are that of the state left after Bob's measurement. One can find the eigenvalues as:

$$\lambda_{1,2}^2 = \frac{1}{2}[A \pm \sqrt{A^2 - 4B}], \quad (13)$$

in which,  $A = V^2(1 - 2T) + 2T + T^2(V + \chi_{line})^2$  and  $B = T^2(V\chi_{line} + 1)^2$  with  $V = V_A + 1$ . Similarly,

$$\lambda_{3,4}^2 = \frac{1}{2}[C \pm \sqrt{C^2 - 4D}], \quad (14)$$

where,  $C = (V\sqrt{B} + T(V + \chi_{line}) + A\chi_{ohm}) / (T(V + \chi_{tot}))$  and  $D = \sqrt{B}((V + \sqrt{B}\chi_{ohm}) / (T(V + \chi_{tot})))$  and the last symplectic eigenvalue  $\lambda_5$  is 1. Plugging Eq.(13) and Eq.(14) in Eq.(12) we can estimate the upper bound of Eve's accessible information and then the final secure key rate from Eq.3.

## References

- [1] Charles H. Bennett and Gilles Brassard. Quantum cryptography: Public key distribution and coin tossing. In *Proceedings IEEE International Conference on Computers, Systems and Signal Proceedings*, number 0, pages 175–179, 1984.
- [2] Frédéric Grosshans and Philippe Grangier. Continuous variable quantum cryptography using coherent states. *Phys. Rev. Lett.*, 88:057902, Jan 2002.
- [3] Frederic Grosshans, Gilles Van Assche, Jerome Wenger, Rosa Brouri, Nicolas J. Cerf, and Philippe Grangier. Quantum key distribution using gaussian-modulated coherent states. *Nature*, 421(6920):238–241, January 2003.
- [4] Christian Weedbrook, Andrew M. Lance, Warwick P. Bowen, Thomas Symul, Timothy C. Ralph, and Ping Koy Lam. Quantum cryptography without switching. *Phys. Rev. Lett.*, 93:170504, Oct 2004.
- [5] Eleni Diamanti and Anthony Leverrier. Distributing secret keys with quantum continuous variables: Principle, security and implementations. *Entropy*, 17:6072–6092, 2015.
- [6] Rupesh Kumar, Hao Qin, and Romain Alloume. Coexistence of continuous variable QKD with intense DWDM classical channels. *New Journal of Physics*, 17(4):043027–, 2015.
- [7] Valerio Scarani, Helle Bechmann-Pasquinucci, Nicolas J. Cerf, Miloslav Dušek, Norbert Lütkenhaus, and Momtchil Peev. The security of practical quantum key distribution. *Rev. Mod. Phys.*, 81:1301–1350, Sep 2009.
- [8] Nicolas Gisin, Grégoire Ribordy, Wolfgang Tittel, and Hugo Zbinden. Quantum cryptography. *Rev. Mod. Phys.*, 74:145–195, Mar 2002.
- [9] Adeline Orioux and Eleni Diamanti. Recent advances on integrated quantum communications. *Journal of Optics*, 18(8), 2016.
- [10] K Kikuchi. Fundamentals of coherent optical fiber communications. *J. Light. Technol.*, 34:157, 2016.
- [11] Bo Zhang, Christian Malouin, and J. Theodore Schmidt. Design of coherent receiver optical front end for unamplified applications. *Optics Express*, 20:3225–3234, 2012.

- [12] Paul Jouguet, Sebastien Kunz-Jacques, Anthony Leverrier, Philippe Grangier, and Eleni Diamanti. Experimental demonstration of long-distance continuous-variable quantum key distribution. *Nat Photon*, 7(5):378–381, May 2013.
- [13] Bing Qi, Pavel Lougovski, Raphael Pooser, Warren Grice, and Miljko Bobrek. Generating the local oscillator “locally” in continuous-variable quantum key distribution based on coherent detection. *Phys. Rev. X*, 5:041009, Oct 2015.
- [14] Daniel B. S. Soh, Constantin Brif, Patrick J. Coles, Norbert Lütkenhaus, Ryan M. Camacho, Junji Urayama, and Mohan Sarovar. Self-referenced continuous-variable quantum key distribution protocol. *Phys. Rev. X*, 5:041010, Oct 2015.
- [15] Adrien Marie and Romain Alleaume. Self-coherent phase reference sharing for continuous-variable quantum key distribution. *Phys. Rev. A.*, 95:012316, 2017.
- [16] Jian Fang, Peng Huang, and Guihua Zeng Zeng. Multichannel parallel continuous-variable quantum key distribution with gaussian modulation. *Phys. Rev. A.*, 89:022315, 2014.
- [17] Vladyslav C. Usenko. Entanglement-based continuous-variable quantum key distribution with multimode states and detectors. *Phys. Rev. A.*, 90:062326, 2014.
- [18] Ivan Derkach, Vladyslav C. Usenko, and Radim Filip. Continuous-variable quantum key distribution with a leakage from state preparation. *Phys. Rev. A*, 96:062309, 2017.
- [19] Zhen Qu and Ivan B. Djordjevic. Four-dimensionally multiplexed eight-state continuous-variable quantum key distribution over turbulent channels. *IEEE Photonics Journal*, 9(6):7600408, 2017.
- [20] Zhen Qu and Ivan B. Djordjevic. High-speed free-space optical continuousvariable quantum key distribution enabled by three-dimensional multiplexing. *OPTICS EXPRESS*, 25:7919, 2017.
- [21] Jérôme Lodewyck, Matthieu Bloch, Raúl García-Patrón, Simon Fossier, Evgueni Karpov, Eleni Diamanti, Thierry Debuisschert, Nicolas J. Cerf, Rosa Tualle-Brouri, Steven W. McLaughlin, and Philippe Grangier. Quantum key distribution over 25 km with an all-fiber continuous-variable system. *Phys. Rev. A*, 76:042305, Oct 2007.
- [22] Frédéric Grosshans, Nicolas J. Cerf, Jérôme Wenger, Rosa Tualle-Brouri, and Philippe Grangier. Virtual entanglement and reconciliation protocols for quantum cryptography with continuous variables. *Quantum Info. Comput.*, 3(7):535–552, October 2003.
- [23] Paul Jouguet, Sébastien Kunz-Jacques, and Anthony Leverrier. Long-distance continuous-variable quantum key distribution with a gaussian modulation. *Phys. Rev. A*, 84:062317, Dec 2011.
- [24] Frédéric Grosshans. Collectiveattacks and unconditional security in continuous variable quantum keydistribution. *Phys. Rev. Lett.*, 94:020504, Jan 2005.
- [25] Christian Weedbrook, Stefano Pirandola, Raúl García-Patrón, Nicolas J. Cerf, Timothy C. Ralph, Jeffrey H. Shapiro, and Seth Lloyd. Gaussian quantum information. *Rev. Mod. Phys.*, 84:621–669, May 2012.
- [26] R. Kumar, E. Barrios, A. MacRae, E. Cairns, E.H. Huntington, and A.I. Lvovsky. Versatile wideband balanced detector for quantum optical homodyne tomography. *Optics Communications*, 285(24):5259–5267, November 2012.

- [27] Fabian Laudenbach, Christoph Pacher, Chi-Hang Fred Fung, Andreas Poppe, Momtchil Peev, Bernhard Schrenk, Michael Hentschel, Philip Walther, and Hannes Hübel. Continuous-variable quantum key distribution with gaussian modulation ? the theory of practical implementations. *Advances Quantum Technologies, Wiley online library*, 1, 2018.
- [28] Syifaul Fuada, Angga Pratama Putra, Yulian Aska, and Trio Adiono. Noise analysis of trans-impedance amplifier (tia) in variety op amp for use in visible light communication (vlc) system. *International Journal of Electrical and Computer Engineering*, 1(1):159–171, 2018.
- [29] Huang Duan, Fang Jian, Wang Chao, Peng Huang, and Zeng Gui-Hua. A 300-mhz bandwidth balanced homodyne detector for continuous variable quantum key distribution. *Chinese Physics Letters*, 30(11), 2013.
- [30] Anthony Leverrier and Philippe Grangier. Continuous-variable quantum-key-distribution protocols with a non-gaussian modulation. *Phys. Rev. A*, 83:042312, Apr 2011.
- [31] Kevin Günthner, Imran Khan, Dominique Elser, Birgit Stiller, Ömer Bayraktar, Christian R. Müller, Karen Saucke, Daniel Tröndle, Frank Heine, Stefan Seel, Peter Greulich, Herwig Zech, Sabine Gtlich, Björn nd Philipp-May, Christoph Marquardt, and Gerd Leuchs. Quantum-limited measurements of optical signals from a geostationary satellite. *Optica*, 4:611–616, 2017.