

Work statistics for sudden quenches in interacting quantum many-body systems

Eric G. Arrais,^{1,*} Diego A. Wisniacki,^{2,†} Augusto J. Roncaglia,^{2,‡} and Fabricio Toscano^{1,§}

¹*Instituto de Física, Universidade Federal do Rio de Janeiro, 21941-972, Rio de Janeiro, Brazil*

²*Departamento de Física “J. J. Giambiagi” and IFIBA, FCEyN,
Universidad de Buenos Aires, 1428 Buenos Aires, Argentina*

Work in isolated quantum systems is a random variable and its probability distribution function obeys the celebrated fluctuation theorems of Crooks and Jarzynski. In this study, we provide a simple way to describe the work probability distribution function for sudden quench processes in quantum systems with large Hilbert spaces. This description can be constructed from two elements: the level density of the initial Hamiltonian, and a smoothed strength function that provides information about the influence of the perturbation over the eigenvectors in the quench process, and is especially suited to describe quantum many-body interacting systems. We also show how random models can be used to find such smoothed work probability distribution and apply this approach to different one-dimensional spin-1/2 chain models. Our findings provide an accurate description of the work distribution of such systems in the cases of intermediate and high temperatures in both chaotic and integrable regimes.

I. INTRODUCTION

The past decade gave birth to a new research field, called quantum thermodynamics, that gathers concepts borrowed from two older fields, namely, thermodynamics and quantum mechanics. Much of the progress made on quantum thermodynamics concerns the interplay between quantum information and thermodynamics [1, 2], implementations of small-scale thermal machines [3–8], the mechanisms behind the thermalization of quantum systems [9–12], and the quantum fluctuation relations and nonequilibrium response of quantum many-body systems [13–21]. The latter is the main subject of the present study.

Fluctuation theorems [22–25] are simple equalities that establish relations between nonequilibrium quantities, such as the work, with equilibrium ones, such as the free energy. These theorems were initially derived for classical systems and later extended, along with the definition of work, to the quantum regime. While for initial diagonal states, such as thermal ones, there is consensus about the definition of quantum work in terms of the two projective energy measurement scheme [26–31], there are some desired properties that are not present when applying this definition to initial states with coherences in the energy eigenbasis [32]. Thus, there is still an ongoing debate about the proper definition of quantum work in the presence of coherences [33]. Interestingly, the work statistics, and thus the verification of fluctuation theorems, were experimentally obtained both in the classical [34–36] and quantum domains [37–41].

In the present study, we are interested in obtain-

ing the work statistics for high-dimensional quantum many-body systems in thermal equilibrium after a sudden quench between the initial Hamiltonian and a final one. We show that for large dimensional complex systems, for instance systems described by a random model, the work probability distribution function (pdf) admits a simple representation that does not require the full knowledge of the exact initial and final energy spectra and eigenvectors. The work pdf can be obtained in terms of two smoothed energy functions: the first one is the level density, and the second one is a smooth version of the strength function (SF), also known as the local density of states [42]. We also show the conditions that random models representing the initial and final Hamiltonians must obey in order to derive an ensemble average (EA) of the work distribution that has the same structure of the energy-smoothed work distribution found.

We test our approach in two different models of one-dimensional spin-1/2 chain models. The first model is completely integrable while the second presents a transition from an integrable to a chaotic regime that can be described by a particular random model, called embedded Gaussian orthogonal ensembles EGOE(1 + 2) [43], where (1 + 2) refers to Hamiltonians composed by terms with one and two-body interactions. These systems are relevant in condensed matter physics and can be implemented in different experimental setups [44–46]. We show that the smoothed description is accurate in the regime of intermediate and high temperatures for all perturbation strengths, irrespective to the system’s integrability. These findings provide a unified description of sudden quenches in interacting quantum many-body systems along with analytical expressions for the work pdfs.

This paper is organized as follows. In Sec. II we briefly derive the work distribution associated to the definition of quantum work via the two projective energy measurement scheme in sudden quenches. Then, in Sec. III, we introduce the expression of the energy-

*Electronic address: eric.arrais@gmail.com

†Electronic address: wisniacki@gmail.com

‡Electronic address: augusto@df.uba.ar

§Electronic address: toscano@if.ufrj.br

smoothed work pdf for sudden quenches in systems with large Hilbert spaces. In Sec. IV A we derive an analogous expression for the EA work pdf of random Hamiltonian models. In Sec. IV B we discuss the level density and the strength function in the EGOE(1 + 2), which are used in the description of the deterministic spin-1/2 chain models considered in Sec. V A. We apply our approach to these models in Sec. V B. Finally, in Sec. VI we present our conclusions.

II. WORK DISTRIBUTION FOR SUDDEN QUENCHES

We consider a work protocol where a system with Hamiltonian, $H := H(0)$, is driven to the final one, $\tilde{H} := H(\tau)$, through the change of a controllable parameter described by a unitary U_τ . The initial state of the system is thermal at temperature T ,

$$\varrho_0 = \frac{e^{-\beta H}}{\mathcal{Z}_0}, \quad (1)$$

with $\mathcal{Z}_0 = \text{Tr} e^{-\beta H(0)}$ being the partition function for the initial Hamiltonian, and $\beta := 1/k_B T$ with k_B being the Boltzmann constant. In this context, work is defined as the difference in energy obtained from two projective energy measurements, one at the beginning and one at the end of the protocol. Thus, work is a random variable w that can take values $w_{nm} := \tilde{E}_m - E_n$, given by the possible energy differences, where \tilde{E}_m (E_n) is the energy of the m -th (n -th) level of the final (initial) Hamiltonian. Defining Π_n^0 and Π_m^τ as the projectors over the n and m levels of the initial and final Hamiltonian eigenbases, respectively, we can compute the probability of obtaining w_{nm} in a single run as $p_{m,n} = p_n p_{m|n}$. Here, $p_n = \text{Tr} [\varrho_0 \Pi_n^0]$ is the probability of obtaining E_n in the first projective measurement and $p_{m|n} = \text{Tr} [\Pi_m^\tau U_\tau \Pi_n^0 \varrho_0 \Pi_n^0 U_\tau^\dagger] / p_n$ is the conditional probability of obtaining \tilde{E}_m in the second measurement given that the first measurement gave E_n as a result. Therefore, the pdf associated to the quantum work, called work distribution function, is given by

$$P(w) := \sum_{m,n=1}^N p_{m,n} \delta [w - (\tilde{E}_m - E_n)]. \quad (2)$$

where δ represents the Dirac delta distribution, and N is the dimension of the system. For initial thermal states, such pdf obeys important fluctuation theorems, establishing relations between nonequilibrium and equilibrium properties of the system under consideration. One such theorem is the Jarzynski equality [22] that can be derived from Crooks theorem [23], which relates forward and backward protocols and shows that both processes always differ by an exponential of the entropy production.

Different kinds of driving protocols could be considered, but in this study we are interested in a specific

one called sudden quench. This is represented by an instantaneous change of the Hamiltonian, and thus the unitary operation associated with the driving is represented by the identity operator, $U_\tau \approx \mathbb{1}$. We consider initial and final energy spectra with possible degeneracies, therefore $\Pi_n^0 := \sum_\gamma |\psi_n^\gamma\rangle \langle \psi_n^\gamma|$ and $\Pi_m^\tau := \sum_\alpha |\tilde{\psi}_m^\alpha\rangle \langle \tilde{\psi}_m^\alpha|$, where $\{|\psi_n^\gamma\rangle\}$ and $\{|\tilde{\psi}_m^\alpha\rangle\}$ are the sets of eigenvectors of H and \tilde{H} , respectively, with eigenenergies E_n and \tilde{E}_m , respectively, and γ and α , account for the possible degeneracies. One can notice that we can rewrite the work distribution function as

$$P(w) = \sum_{n=1}^N \sum_{\gamma} \frac{e^{-\beta E_n}}{\mathcal{Z}_0} \text{SF}_{n,\gamma}(w), \quad (3)$$

where $\mathcal{Z}_0 = \sum_{n=1}^N g_n e^{-\beta E_n}$ [80], and SF_n is the strength function of the n th eigenstate of the initial Hamiltonian in terms of the final one, which is defined by

$$\text{SF}_{n,\gamma}(w) := \sum_{m=1}^N \sum_{\alpha} |\langle \tilde{\psi}_m^\alpha | \psi_n^\gamma \rangle|^2 \delta [w - (\tilde{E}_m - E_n)]. \quad (4)$$

The SF is the distribution of the squared modulus of the overlaps between initial eigenstates and final ones, and gives information about the effect produced by the quench on the system's eigenstates. In the literature, it is also known as local spectral density or local density of states [47], and was introduced a long time ago in nuclear physics [48, 49]. More recently, it was also used as a key concept in the definition of chaotic eigenstates of quantum many-body systems for the study of the eigenstate thermalization hypothesis [12]. The SF is normalized,

$$\int dw \text{SF}_{n,\gamma}(w) = \sum_m \sum_{\alpha} |\langle \tilde{\psi}_m^\alpha | \psi_n^\gamma \rangle|^2 = 1, \quad (5)$$

and its centroid is given by

$$\bar{\varepsilon}(E_n) = \int dw \text{SF}_{n,\gamma}(w) w = \tilde{H}_{nn}^{\gamma\gamma} - E_n, \quad (6)$$

where $\tilde{H}_{nn}^{\gamma\gamma} := \langle \psi_n^\gamma | \tilde{H} | \psi_n^\gamma \rangle$ are the diagonal elements of the final Hamiltonian in the eigenbasis of the initial one. The variance of the SF can be calculated by summing up the off-diagonal elements of the final Hamiltonian in the eigenbasis of the initial one,

$$\begin{aligned} \bar{\sigma}^2(E_n) &= \langle \psi_n | \tilde{H}^2 | \psi_n \rangle - \langle \psi_n | \tilde{H} | \psi_n \rangle^2 \\ &= \sum_{n \neq n'} \sum_{\gamma \neq \gamma'} |\tilde{H}_{nn'}^{\gamma\gamma'}|^2. \end{aligned} \quad (7)$$

Remarkably, both quantities, centroid and variance, can be calculated without diagonalizing the final Hamiltonian, a task that could be hard in large many-body interacting systems.

III. WORK DISTRIBUTION FOR SUDDEN QUENCHES IN SYSTEMS WITH LARGE HILBERT SPACES

When one is dealing with complex systems with large Hilbert spaces, $N \gg 1$, like in quantum many-body systems, the spacing between nearest neighbor energy levels decreases with the dimension, so it is convenient to treat the initial and final spectra as if they were continuous variables. Then, we can perform the following approximation in Eq. (4):

$$\sum_{m=1}^N \sum_{\alpha} (\dots) \approx \int_{-\infty}^{\infty} d\tilde{E} \tilde{\rho}(\tilde{E}) \sum_{\alpha} (\dots), \quad (8)$$

where $\tilde{\rho}(\tilde{E})$ is the level density of the final Hamiltonian, normalized to the total number of eigenlevels,

$$\int_{-\infty}^{\infty} d\tilde{E} \tilde{\rho}(\tilde{E}) = N. \quad (9)$$

Using the approximation of Eq. (8), we can write a smoothed version of the SF of Eq. (4),

$$\begin{aligned} \text{SF}_{\gamma}(w, E) &= \int_{-\infty}^{\infty} d\tilde{E} \tilde{\rho}(\tilde{E}) \sum_{\alpha} |\langle \tilde{\psi}^{\alpha}(\tilde{E}) | \psi^{\gamma}(E) \rangle|^2 \\ &\quad \times \delta[w - (\tilde{E} - E)] \\ &= \tilde{\rho}(w + E) \sum_{\alpha} |\langle \tilde{\psi}^{\alpha}(w + E) | \psi^{\gamma}(E) \rangle|^2, \end{aligned} \quad (10)$$

where the notation $|\psi^{\gamma}(E)\rangle$ ($|\tilde{\psi}^{\alpha}(\tilde{E})\rangle$) corresponds to the energy eigenstate of H (\tilde{H}) with energy E (\tilde{E}). Note that the continuous version of the SF in Eq. (10) is correctly normalized. Using the approximation given by Eq. (8) and the continuous version of the SF in Eq. (3), we obtain

$$P_{\text{sm}}(w) = \frac{1}{\mathcal{Z}_0} \int_{-\infty}^{\infty} dE \rho(E) e^{-\beta E} \sum_{\gamma} \text{SF}_{\gamma}(w, E), \quad (11)$$

where the normalization is just the partition function associated with the initial thermal state $\mathcal{Z}_0 = \int_{-\infty}^{\infty} dE g(E) \rho(E) e^{-\beta E}$.

The approximation introduced in Eq. (8) represents a sort of energy smoothing of the spectrum considered. In the limit of infinitely small energy smoothing, Eq. (11) recovers the work pdf in Eq. (3). This can be easily checked by using the level density corresponding to an energy comb, $\rho(E) = \sum_{n=1}^N \delta(E - E_n)$, in Eq. (11), and an equivalent expression for $\tilde{\rho}(\tilde{E})$ in Eq. (10). We shall show that the main behavior of the exact work pdf, Eq. (3), of some many-body systems can be described through an energy smoothing of the spectrum. This happens whenever the exact work pdf fluctuates a little around Eq. (11), constructed from the smoothed

energy functions, $\rho(E)$ and $\text{SF}_{\gamma}(w, E)$. In such cases, the smoothed work pdf, $P_{\text{sm}}(w)$, represents an advantage since, in principle, one does not need to know either the spectra or the eigenvectors of the Hamiltonians to describe $\rho(E)$ and $\text{SF}_{\gamma}(w, E)$. From the experimental point of view, this represents a viable alternative for systems with large Hilbert spaces, where the determination of the exact spectra could be impossible. From the theoretical point of view, the analytical determination of $P_{\text{sm}}(w)$ involves the development of models that allow one to describe the smoothed functions, $\rho(E)$ and $\text{SF}_{\gamma}(w, E)$, in the systems with large Hilbert spaces, without knowledge of the exact spectra of the initial and final Hamiltonians. In many-body interacting systems, an important class of such models is the random models for the Hamiltonian matrices of the quench. The next section is devoted to analyzing what are the features that these random models must have in order to describe $P_{\text{sm}}(w)$.

IV. RANDOM MODELS

In interacting many-body systems, the functional form of $\rho(E)$ and $\text{SF}_{\gamma}(w, E)$ could be difficult to obtain [50]. A possible approach to deal with this problem is to verify whether the initial and final Hamiltonians can be fit into some random model. Therefore, we analyze the generic properties that random models representing the above class of Hamiltonians must have in order to provide an EA of the work pdf that matches the structure of the energy-smoothed work pdf in Eq. (11).

A. The EA of the work distribution

In the study of the so-called quantum chaos and thermalization of isolated many-body systems, one often invokes some random model description of the Hamiltonians [12]. They have also brought new insights to quantum thermodynamics [51–53], with special attention devoted to the work pdf [52–54], and also were explored in the context of information scrambling [55–57]. Here, we show the basic conditions that any large Hilbert space random model has to fulfill in order to possibly obtain an expression of the work pdf with the structure of Eq. (11).

Any random model can be characterized by a joint probability distribution $P(\mathbf{E}, \boldsymbol{\theta})$ of energies and eigenvectors. The random variables characterizing each model are the vector $\mathbf{E} := (E_1, \dots, E_N)$ ($\tilde{\mathbf{E}} := (\tilde{E}_1, \dots, \tilde{E}_N)$) containing the unperturbed (perturbed) eigenenergies, and $\boldsymbol{\theta}$ ($\tilde{\boldsymbol{\theta}}$) that is the vector of parameters defining the initial (final) eigenvectors, viz. $\{|\psi_n^{\gamma}(E_n, \boldsymbol{\theta})\rangle\}$ ($\{|\tilde{\psi}_m^{\alpha}(\tilde{E}_m, \tilde{\boldsymbol{\theta}})\rangle\}$). We define $P_{\text{EA}}(w) := \langle\langle\langle P(w, \mathbf{E}, \boldsymbol{\theta}, \tilde{\mathbf{E}}, \tilde{\boldsymbol{\theta}}) \rangle\rangle_{\mathbf{E}, \boldsymbol{\theta}} \rangle_{\tilde{\mathbf{E}}, \tilde{\boldsymbol{\theta}}}$ as the EA of the work pdf, $P(w, \mathbf{E}, \boldsymbol{\theta}, \tilde{\mathbf{E}}, \tilde{\boldsymbol{\theta}})$, given by Eq. (3). We denote the EA

with respect to the initial ensemble of Hamiltonians by

$$\langle\langle(\dots)\rangle\rangle_{\mathbf{E},\boldsymbol{\theta}} := \int d\mathbf{E} \int d\boldsymbol{\theta} (\dots) P(\mathbf{E}, \boldsymbol{\theta}), \quad (12)$$

and analogously for the final ensemble of Hamiltonians, $\langle\langle(\dots)\rangle\rangle_{\tilde{\mathbf{E}},\tilde{\boldsymbol{\theta}}}$. All energy integrations are in the domain $(-\infty, \infty)$. Here, we do not assume any particular form of the ensembles of random Hamiltonians, but rather we want to show under which kind of assumptions $P_{\text{EA}}(w)$ has the structure of $P_{\text{sm}}(w)$ in Eq. (11).

In Appendix A we show that the EA work pdf can be written as

$$P_{\text{EA}}(w) \approx \frac{1}{\mathcal{Z}_{0,\text{EA}}} \int_{-\infty}^{\infty} dE \rho_{\text{E}}(E) e^{-\beta E} \sum_{\gamma} \text{SF}_{\gamma,\text{EA}}(w, E), \quad (13)$$

under the following conditions: (i) statistical equivalence of the eigenvalues and eigenvectors of the Hamiltonians of the quench, (ii) an annealing approximation that is generically valid for large values of N [53, 56–58], and (iii) the joint distributions approximately factorize as independent functions of the eigenlevels and eigenvectors, *viz.* $P(\mathbf{E}, \boldsymbol{\theta}) \approx P(\mathbf{E})P(\boldsymbol{\theta})$. To write Eq. (13), we defined the level density of the initial ensemble of Hamiltonians H ,

$$\rho_{\text{E}}(E) := N \int d\mathbf{E}' P(\mathbf{E}'), \quad (14)$$

with $d\mathbf{E}'$ meaning an integration over all eigenenergies except one, *viz.* E . We also defined the EA of the strength function as

$$\begin{aligned} \text{SF}_{\gamma,\text{EA}}(w, E) &:= \tilde{\rho}_{\text{E}}(E + w) \\ &\times \sum_{\alpha} \langle\langle |\langle \tilde{\psi}^{\alpha}(w + E, \tilde{\boldsymbol{\theta}}) | \psi^{\gamma}(E, \boldsymbol{\theta}) \rangle|^2 \rangle_{\boldsymbol{\theta}} \rangle_{\tilde{\boldsymbol{\theta}}}, \end{aligned} \quad (15)$$

with $\langle\langle(\dots)\rangle\rangle_{\boldsymbol{\theta}} := \int d\boldsymbol{\theta} (\dots) P(\boldsymbol{\theta})$ (equivalently for $\langle\langle(\dots)\rangle\rangle_{\tilde{\boldsymbol{\theta}}}$) and the density of states of the final ensemble of Hamiltonians, $\tilde{\rho}_{\text{E}}(\tilde{E} = E + w)$. Finally, the EA partition function associated to the initial thermal state is $\langle\mathcal{Z}_0(\mathbf{E})\rangle_{\text{E}} := \mathcal{Z}_{0,\text{EA}} := \int_{-\infty}^{\infty} dE g(E) e^{-\beta E} \rho_{\text{E}}(E)$. Again, this partition function is just a normalization constant and allows one to check the consistency of the approximations made. Therefore, using the statistical independence of eigenvalues and eigenvectors of the random ensembles of initial and final Hamiltonian matrices and the annealing approximation of the EA, we obtained an expression for the work pdf, Eq. (13), that is equivalent to Eq. (11).

The expression in Eq. (13) is useful only when the ensembles of Hamiltonians considered have a sort of ergodic property, *i.e.*, for a sufficiently large dimension N the work pdf calculated from single draws of Hamiltonians from the ensembles (running average) is close to the EA [59]. This property was verified recently in [53] for the work pdf of quenches using the usual Gaussian ensembles (GEs) of random matrix theory (RMT) [59, 60]. In Appendix B we rederive the results of [53] for Gaussian ensembles, but using Eq. (13).

B. Two-body random ensembles

Many developments concerning the relation between the definition of quantum work and the classical definition have already been accomplished [61–63], with special attention devoted to quantum systems with classically chaotic counterparts [64–66]. Unlike in classical mechanics, chaos in quantum mechanics has no clear definition [67]. However, analytical and numerical results suggest that quantum systems with classical chaotic counterparts share a common behavior for some of their spectral features [68, 69]. For instance, the statistical behavior of the nearest-neighbor spacing distribution, $P(s)$ with $s := E_{j+1} - E_j$, and the spectral rigidity, Δ_3 , follow the behavior predicted by the Gaussian ensembles of RMT corresponding to quantum systems without time reversal invariance (GUE) or with time reversal invariance (GOE or GSE) [81], with the prominent characteristic of invariance with respect to basis rotations [59, 60]. For classically integrable quantum systems the corresponding behavior of these local spectral fluctuations is that of Poisson systems [69].

Much more subtle is the concept of chaos in complex systems with no classical counterpart, which is common in the case of interacting quantum many-body systems [12, 70]. For such systems, the chaotic regime is usually defined as the one where the level spacing distribution follows the prediction of the Gaussian ensembles. However, it has been observed that the notion of quantum chaos is also directly related to the structure of the energy eigenstates. This observation arose in the context of the study of thermalization in isolated quantum systems of interacting particles, where the Hamiltonians can be separated into a sum of two parts, $H = H' + \lambda V$. The first one, H' , describes the non-interacting particles, or the “mean field” part, being an effective single body Hamiltonian that could contain also some mean field effect coming from the two-body interactions, while the second one, V , describes the perturbation part, absorbing the typical two-body interactions [12, 70]. The important tool to characterize the structure of the energy eigenstates of the total Hamiltonian is the SF [48]. It gives the overlap distribution of a given eigenstate of H with the mean field basis of H' . Typically, the eigenstates of H may be considered chaoticlike for large values of the interaction strength, λ , where the SF displays a Gaussian form [70].

Despite the success of Gaussian ensembles in describing local fluctuations, it became clear that no realistic quantum system follows all the predictions of these ensembles. In particular, the semicircle law for the level density, valid for Gaussian ensembles of large dimension, is completely artificial and is not followed by any physical system [67]. Therefore, random models that consider the k -body nature of the interactions were introduced [71–76] in order to describe complex systems with realistic level densities. The most common k -body random ensembles are those with two-body interactions

($k = 2$), called two-body random ensembles, which was recently used to address the increase of correlations in bosonic systems after a quench [77], and in the analysis of spectral properties of a deterministic integrable quantum system [78]. Within these ensembles, the most studied are the embedded Gaussian ensembles (EGE), constructed by using an usual Gaussian ensemble in the k -particle space of effective interaction and then propagating it to the total N -particle space ($N > k$) using the direct product structure [43]. When one considers the GOE in the k -particle space, the associated embedded ensemble is known as EGOE.

EGOE exists for fermionic and also for bosonic systems [79] and the EGOE(1 + 2) are particularly useful for (1 + 2)-body Hamiltonians of the form

$$H = H' + \lambda V, \quad (16)$$

where H' is the one-body part, V is the two-body residual interaction, and λ is the strength of the perturbation [43, 79]. H' describes the noninteracting constituents, particles, or quasi particles, and in general comes from some mean-field approximation that defines the single-particle states filled with a number of non-interacting particles. Usually H' in EGOE(1 + 2) are considered diagonal with or without random entries [12, 43, 79]. The interactions between constituents are embedded into V , which contains the two-body nature of the interactions. In the mean-field eigenbasis, the interaction term gives an approximate band like structure to the matrix H . Thus, the privileged character of the mean-field basis breaks the invariance of the EGOE(1 + 2) with respect to basis rotations. Also, this basis is associated to the main property of quantum chaos in complex systems described by Hamiltonians of the form of Eq. (16): the eigenstates of H are delocalized in the mean-field basis [12].

One of the main features of the EGOE(1 + 2) is that for a large dimension N , the level density associated to H in Eq. (16) displays a Gaussian form for every value of λ [43, 79]:

$$\rho_E(E) \approx \rho_E^G(E) := \frac{N}{\sqrt{2\pi}\sigma_E} e^{-(E-\bar{E})^2/2\sigma_E^2}, \quad (17)$$

where the centroid \bar{E} , and the variance σ_E^2 are independent of N . Besides their dependence on the parameter λ , their values are also fixed by the variance σ^2 of the Gaussian distributed diagonal entries of the Gaussian ensemble used in the k -particle space. The parameter σ^2 defines the energy scale of the EGOE(1 + 2) considered. Usually, the numerical values of the centroid and variance, \bar{E} and σ_E^2 , are obtained from a numerical fitting over the level density calculated from several single draws of Hamiltonians matrices of fixed large dimension N . The dependence of \bar{E} and σ_E^2 on N can be inferred by repeating the procedure for various values of N for which the diagonalization of the matrices is possible, and then extrapolating for very large values of N .

In the EGOE(1 + 2), the strength function of the n th eigenstate of an unperturbed Hamiltonian, H' , in the basis of a perturbed one Eq. (16), depends on the strength of the perturbation λ . In fact, for large dimensions the EA SF in the EGOE(1 + 2) shows also a transition from a Breit-Wigner (BW) form,

$$\begin{aligned} \text{SF}_{\text{EA}}(w, E) &\approx \text{SF}^{\text{BW}}(w, E) \\ &:= \frac{1}{2\pi} \frac{\Gamma}{[(w + E - \bar{\varepsilon})^2 + \frac{\Gamma^2}{4}]}, \end{aligned} \quad (18)$$

for $\lambda < \lambda_F$, to a Gaussian form,

$$\text{SF}_{\text{EA}}(w, E) \approx \text{SF}^G(w, E) := \frac{1}{\sqrt{2\pi}\bar{\sigma}^2} e^{-[(w+E-\bar{\varepsilon})^2/2\bar{\sigma}^2]}, \quad (19)$$

for $\lambda > \lambda_F$ [43, 79], where $\bar{\varepsilon} := \bar{\varepsilon}(E)$, $\Gamma := \Gamma(E)$, and $\bar{\sigma} := \bar{\sigma}(E)$. We remark that the EGOE(1 + 2) displays no degeneracies, so for such ensemble the sums over α and γ can be neglected (for instance, in Eqs. (13) and (15)).

In the EGOE(1 + 2) with large values of N , the ergodic property of both the level density and the strength function have been verified [43, 79]. Therefore, the running average of such quantities is close to the ensemble average. For the strength function, it corresponds to $\text{SF}_n(w) \approx \text{SF}_{\text{EA}}(w, E_n)$ in the limit $N \rightarrow \infty$. Usually, the approximation is verified for all perturbation strengths by performing a histogram function of $\text{SF}_n(w)$ within a small energy window $E_{n_l} \leq E_n \leq E_{n_r}$ (with $n_l \leq n \leq n_r$) and with a small binning of the variable w . By increasing the dimension of the matrices and maintaining the bin's size of the histogram, it is possible to verify the convergence of the distribution $\text{SF}_n(w)$ to $\text{SF}_{\text{EA}}(w, E_n)$ for every value of $E \sim E_n$.

In addition to the value of λ_F , the transition from an integrable to a chaotic regime in the EGOE(1+2) is determined by another value of the interaction strength, λ_c , that sets the transition from a Poissonian to a Wigner-Dyson distribution in the nearest neighbor level spacing [79]. Thus, these types of random ensembles are well suited to describe deterministic many-body interacting systems that present this type of transition in the level statistics [12, 70].

V. WORK DISTRIBUTION IN MANY-BODY SYSTEMS AND RANDOM ENSEMBLES

In Sec. IV A we have shown that certain random models can be used to approximate the work statistics of complex systems. This is done by considering a smoothed version of the level density and of the strength function, both obtainable through an ensemble average. However, it is not yet clear the role played by the temperature and by the perturbation strength for an accurate description of the exact $P(w)$. In the next sections we consider sudden quenches for two different

one-dimensional spin-1/2 chains with Hamiltonians of the form of Eq. (16). In both systems, we compare the exact work pdf with the one given by the EGOE(1 + 2)

A. Spin-1/2 chains

The models we considered are two different one-dimensional spin-1/2 chains with two-body finite-range interactions. The first one has only first neighbor interactions, and is given by [70]

$$\begin{aligned} H_1 &:= H_0 + \mu V_1, \\ H_0 &:= \sum_{i=1}^{L-1} J(S_i^x S_{i+1}^x + S_i^y S_{i+1}^y), \\ V_1 &:= \sum_{i=1}^{L-1} J S_i^z S_{i+1}^z, \end{aligned} \quad (20)$$

where L is the number of sites, and S_i^k , with $k = x, y, \text{ or } z$, are the spin operators at site i . The parameter J sets the energy scale and is chosen to be 1 in what follows. The flip-flop term, H_0 , that moves the excitations (spin up in the z direction) through the chain, can be mapped onto a system of noninteracting spinless fermions or hard-core bosons and is integrable. Perturbations over H_1 , known as the XXZ Hamiltonian, are applied by changing the coupling or anisotropy parameter, μ , from some initial value μ_i to some final value μ_f . Here we consider quenches that are obtained by a sudden change $\mu_i \rightarrow \mu_f$. It is important to remark that the Hamiltonian H_1 is always integrable, irrespective to the strength of the parameter μ .

The second model we consider is built by introducing second neighbor interactions to the first model, and is given by [70]

$$\begin{aligned} H_2 &:= H_1 + \lambda V_2, \\ V_2 &:= \sum_{i=1}^{L-2} J[(S_i^x S_{i+2}^x + S_i^y S_{i+2}^y) + \mu S_i^z S_{i+2}^z]. \end{aligned} \quad (21)$$

The quench we study in this system is given by a sudden change of the strength in the second neighbor interactions, $\lambda_i \rightarrow \lambda_f$. The inclusion of second neighbor interactions, given by V_2 , allows the system to display a chaotic structure when the value of λ is sufficiently high [70]. The momentum conservation is avoided by considering open boundary conditions. However, other symmetries are present. First, the two models conserve the total spin in the z direction for any value of the parameters, viz., $[H_{1,2}, S^z] = 0$, with $S^z = \sum_{i=1}^L S_i^z$. This conserved quantity allows us to break up the total state space into subspaces of a fixed number K of spins up which do not mix under evolution, and we work within such subspaces of dimension $D_K = L!/(K!(L-K)!)$.

using the level density of Eq.(17) and the SF of Eqs. (18) and (19) for a broad range of temperatures and perturbation strengths.

The models also preserve the value of the total spin, $S^2 = (\sum_{i=1}^L \vec{S}_i)^2$, if $\mu = 1$, then we do not use this value throughout. There is also a parity symmetry defined as the collective permutation of mirrored sites in the chain that is avoided by dealing with one of the two (positive or negative) parity subspaces. Therefore, the effective dimension of the systems considered is $N \approx D_K/2$. A systematic study of the level densities and the strength functions of the models in Eqs. (20) and (21) were performed in Ref. [70]. In order to make our presentation self-contained, we summarize the results of Ref. [70], and apply them to sudden quench processes discussed here. It is worth mentioning that our results are equivalent to those of Ref. [70] if we consider, in each quench process $\lambda_i \rightarrow \lambda_f$ or $\mu_i \rightarrow \mu_f$, the eigenstates of the Hamiltonians $H_1 + \lambda_i V_2$ or $H_0 + \mu_i V_1$ as the mean-field basis, respectively. On the contrary, in Ref. [70] the mean-field bases were always the eigenstates of H_1 or H_0 .

Let us start by considering the level densities in Fig. 1 (panels (a) and (c)) that refer to Hamiltonians of the model in Eq. (21) with $L = 15$, $K = 5$, and $\mu = 0.5$. Thus, in this case the dimension of the system we consider is $N = 1512$. In this system, there is a crossover from integrability to chaos that occurs for $\lambda_c \approx 0.5$, where the level spacing distribution changes from a Poissonian to a Wigner-Dyson distribution [70]. The parameters considered in Fig. 1 panel (a) are associated to small a quench $\lambda_i = 0.7 \rightarrow \lambda_f = 0.9$, and the ones in panel (d) to a larger quench, $\lambda_i = 0.7 \rightarrow \lambda_f = 3.2$. By small or large quench, we mean the value of the difference between the initial and final values of the coupling parameters ($\mu_f - \mu_i$ for the first model and $\lambda_f - \lambda_i$ for the second model). If the shape of the SF is a Breit-Wigner distribution, then we call it a small quench, and we call it a large quench if the SF is a Gaussian distribution. Therefore, the initial and final Hamiltonians displayed in the figures are all in the chaotic regime. The initial and final level densities, $\rho(E)$ and $\tilde{\rho}(E)$, are shown in the form of histograms with small binning size. The dashed curves show that, in both perturbation regimes, the histograms are well approximated by Gaussian distributions, $\rho_E^G(E)$, corresponding to the EA of the EGOE(1 + 2), Eq. (17).

For the quench $\lambda_i = 0.7 \rightarrow \lambda_f = 0.9$ a typical strength function is displayed in Fig. 1, panel (b). In this case the SF is expected to behave as a Breit-Wigner distribution in the limit of large dimension N . This is verified in panel (b) of Fig. 1, where we plot the energy-smoothed strength function $\text{SF}(w, E)$ as a histogram constructed from $\text{SF}_n(w)$ in an small energy window $E_{n_l} \leq E_n \leq$

E_{n_r} around a fixed value of the initial energy $E \sim E_{n_r}$, and for a small bin size in the variable w . We fit this histogram with the EA function, $\text{SF}^{\text{BW}}(w, E)$ in Eq. (18), of the EGOE(1+2). We have similar fittings when repeating the procedure but varying the initial energy $E \sim E_{n_r}$, and in panel (e) of Fig. 1 we show the center $\bar{\varepsilon}$ (inset) and the width of these Breit-Wigner fittings, viz. $\text{SF}^{\text{BW}}(w, E)$ in Eq. (18), as a function of the initial values of the energy E . On the other hand, for a quench $\lambda_i = 0.7 \rightarrow \lambda_f = 3.2$, the SFs behave as Gaussian distributions in the limit of large dimension N , then this perturbation is considered large. This is verified in panel (d) of Fig. 1, where a Gaussian fitting is displayed. We remark that in this case the centroid $\bar{\varepsilon}$ and the width $\bar{\sigma}$ of the SFs were computed from the matrix elements (without any diagonalization or fitting) using Eqs. (6) and (7), and showed perfect agreement with those obtained by numerical diagonalization. In panel (f) of Fig. 1 we show the center $\bar{\varepsilon}$ and the width of the $\text{SF}^{\text{G}}(w, E)$, in Eq. (19), as a function of the initial values of the energy E .

We also consider quenches in the model of Eq. (20), where the system is integrable. The first one corresponds to the change $\mu_i = 0.1 \rightarrow \mu_f = 0.5$ (that we call ‘‘small perturbation’’), and the second to the change $\mu_i = 0.1 \rightarrow \mu_f = 2.4$ (that we call ‘‘large perturbation’’). In both cases the results (not shown) are analogous to those shown in Fig. 1, i.e., the initial and final level densities are well fitted by Gaussian distributions, $\rho_E^{\text{G}}(E)$ in Eq. (17), corresponding to the EA of an EGOE(1+2). Unlike the EGOE(1+2), the model of Eq. (20) does not have a transition to a chaotic regime. However, we observe that the strength functions also behave as the prediction for these ensembles, i.e., for a small perturbation it follows the Breit-Wigner fitting, $\text{SF}^{\text{BW}}(w, E)$ in Eq. (18), and for a large perturbation, it follows the Gaussian fitting, $\text{SF}^{\text{G}}(w, E)$ in Eq. (19).

We have checked the convergence of the level densities and strength functions and found that $\rho(E) \approx \rho^{\text{G}}(E)$ in Eq. (17) for all ranges of parameters analyzed. Similarly, $\text{SF}(w, E) \approx \text{SF}^{\text{BW}}(w, E)$ when small perturbations are considered, and $\text{SF}(w, E) \approx \text{SF}^{\text{G}}(w, E)$ for large perturbations, independently of whether the initial and final Hamiltonians are in the chaotic or in the integrable regimes. Convergence to the EA is shown in the histograms of Fig. 2 for the same sudden quench used in Fig. 1 (panels (d), (f) and (g)), but for two different dimensions: $N = 1512$ in panels (a) and (b) and $N = 3215$ in panels (c) and (d). In these plots, one can see that by fixing the size of the histogram binning, the size of the fluctuations of $\rho(E)$ and $\text{SF}(w, E)$ around the curves $\rho^{\text{G}}(E)$ and $\text{SF}^{\text{G}}(w, E)$, respectively, decreases as the dimension increases.

B. Work distribution for spin chains

In the previous section we showed that the $\rho(E)$ and $\text{SF}(w, E)$ of the models considered can be borrowed from the EGOE(1+2) when the dimension of the system is large, viz., $N \gg 1$. Both functions are fundamental pieces in the construction of $P_{\text{sm}}(w)$. However, the work pdf depends on the temperature through the Boltzmann factor, and the accuracy of $P_{\text{sm}}(w)$ in describing the exact $P(w)$ must be checked for different ranges of temperatures. Here, we show that the exact $P(w)$ can be described by $P_{\text{sm}}(w)$, or essentially by $P_{\text{EA}}(w)$ (Eq.(13) from EGOE(1+2) models), only for intermediate and large temperatures, being also analytically computable.

The presence of the Boltzmann factor in Eq. (13), or equivalently in Eq. (11), allows the characterization of low or high temperatures by defining the parameter N_{eff} that is proportional to the number of levels below the energy E such that $\beta E \sim 1$. Therefore, a given value of β corresponds to a high temperature if $N_{\text{eff}}/N \gg 1$ and to a low temperature if $N_{\text{eff}}/N \ll 1$. We can roughly estimate N_{eff} by writing $\beta E \approx \beta N_{\text{eff}} \bar{s} \approx 1$, with a mean level spacing approximately given by $\bar{s} = 1/\rho_E^{\text{G}}(\bar{E})$, with $\rho_E^{\text{G}}(\bar{E})$ being the maximum value of the level density in Eq. (17).

In Figs. (3) and (4) we show the results for the same parameters that we considered in Fig. (1). The initial and final Hamiltonians are both in the chaotic regime. For intermediate and high temperatures, panels (b) and (c), respectively, we see a very good agreement between $P_{\text{sm}}(w) \approx P_{\text{EA}}(w)$ and $P(w)$, the latter represented by a histogram. However, for small temperatures, panel (a), we observe large deviations. The reason is that for small temperatures $P(w)$ does not converge to a smooth function. We check this by increasing the system’s dimension N , but maintaining $N_{\text{eff}}/N \ll 1$ fixed, and performing a histogram representing $P(w)$ with the same bin size as in Figs. (3) and (4). On the one hand, we observe that the size of the fluctuations of the histograms does not decrease (plot not shown) in the case of low temperatures. On the other hand, the fluctuations of the histograms representing $P(w)$ decrease around the smooth curve for intermediate and high temperatures. An example of this type of calculation is shown in Fig. (5).

In Fig. (6) we show that there is also a good agreement in the intermediate and high temperature regimes when the initial and final Hamiltonians are integrable, for both large and small perturbations.

VI. CONCLUSIONS

We have shown that for quench processes in quantum systems with large Hilbert spaces, such as interacting quantum many-body systems, there is a simple way to describe the work distribution function. Such construction is a smoothed work pdf given by an energy inte-

gration of the product of two energy smooth functions, weighted by a Boltzmann factor. The smooth functions are the level density of the initial Hamiltonian and the strength function of the eigenstates of the initial Hamiltonian in the eigenbasis of the final one.

We also have shown that an equivalent expression can be obtained for the ensemble average of the work distribution for quantum quenches over random Hamiltonian models, provided that the eigenvalues and eigenvectors of the Hamiltonians in the ensembles are statistically independent, and also that an annealing approximation over the ensemble average is valid. The latter condition is usually verified when the dimension of the ensemble matrices are sufficiently large. When the ensembles of random matrices describe well the density of levels and the corresponding strength function of the systems considered, the energy-smoothed work pdf can be obtained from the ensemble average. This is very advantageous since, in general, this approach provides analytical expressions valid for many realistic systems.

We numerically checked in spin-1/2 chains models, whose level density and strength function are well described by the EGOE(1+2), that the exact quantum work pdf has small fluctuations around the energy-smoothed work pdf for large Hilbert space dimensions. Our results show that the energy-smoothed work pdf represents a good description of the exact work pdf for intermediate and high temperatures, but fails in the regime of low temperatures. We have also verified the agreement between the smoothed description and the exact work pdf in both integrable and chaotic regimes for large and small quench strengths.

The approach developed here is general and avoids the demanding task of diagonalization of many-body interacting Hamiltonians. Our findings constitute one step further towards a generic description of the thermodynamics of many-body Hamiltonians, with possible implications in quantum chaos and condensed matter physics.

Acknowledgments

E.G.A. and F.T. acknowledge financial support from the Brazilian funding agencies CNPq, CAPES (PROCAD2013 project), FAPERJ, and the National Institute of Science and Technology - Quantum Information. D.A.W. and A.J.R. have received funding from CONICET (Grant No. PIP 11220150100493CO) AN-PCyT(Grants No. PICT- 2016-1056 and No. PICT 2014-3711), and UBACyT (Grant No 20020170100406BA).

Appendix A: Ensemble average of work distribution in random models

This appendix shows the demonstration of Eq.(13). After performing the EA of the expression in Eq. (3), where we used the linearity of averages, we see that the result does not depend on the indexes “ n ” and “ m ”, due to the first assumption of statistical equivalence of the eigenvalues and eigenvectors of the Hamiltonians. Therefore, we can write

$$\begin{aligned}
 P_{\text{EA}}(w) &= N^2 \left\langle \left\langle \left\langle \left\langle \frac{e^{-\beta E} \left(\sum_{\alpha, \gamma} \left| \langle \tilde{\psi}^\alpha(\tilde{\mathbf{E}}, \tilde{\theta}) | \psi^\gamma(\mathbf{E}, \theta) \rangle \right|^2 \right) \delta(w - \tilde{E} + E)}{\mathcal{Z}_0(\mathbf{E})} \right\rangle \right\rangle_{\mathbf{E}, \theta} \right\rangle_{\tilde{\mathbf{E}}, \tilde{\theta}} \right\rangle \\
 &\approx N^2 \frac{\left\langle \left\langle \left\langle \left\langle e^{-\beta E} \left(\sum_{\alpha, \gamma} \left| \langle \tilde{\psi}^\alpha(\tilde{\mathbf{E}}, \tilde{\theta}) | \psi^\gamma(\mathbf{E}, \theta) \rangle \right|^2 \right) \delta(w - \tilde{E} + E) \right\rangle \right\rangle_{\mathbf{E}, \theta} \right\rangle_{\tilde{\mathbf{E}}, \tilde{\theta}} \right\rangle}{\langle \mathcal{Z}_0(\mathbf{E}) \rangle_{\mathbf{E}}}, \quad (\text{A1})
 \end{aligned}$$

where we have used in the last line an annealing approximation [53, 56–58], constituting the second assumption. Such approximation is valid, in principle, for high-dimensional random Hamiltonian models and for any value of the inverse of temperature, β . In the denominator of Eq. (A1), we have used also that $\langle \langle \langle \mathcal{Z}_0(\mathbf{E}) \rangle \rangle_{\mathbf{E}, \theta} \rangle_{\tilde{\mathbf{E}}, \tilde{\theta}} = \langle \mathcal{Z}_0(\mathbf{E}) \rangle_{\mathbf{E}}$. Further assuming that the joint distributions approximately factorize as independent functions of the eigenlevels and eigenvectors, viz., $P(\mathbf{E}, \theta) \approx P(\mathbf{E})P(\theta)$ and $\tilde{P}(\tilde{\mathbf{E}}, \tilde{\theta}) \approx \tilde{P}(\tilde{\mathbf{E}})\tilde{P}(\tilde{\theta})$, it is easy to rearrange the expression in Eq.(A1) to obtain the

expression in Eq.(13).

Appendix B: Probability of work in Gaussian ensembles

In this appendix we obtain the results of [53] for Gaussian ensembles, but using Eq. (13). For $N \gg 1$, the density of levels of Hamiltonians from the Gaussian ensemble

bles follows the semicircle law [59, 60]:

$$\rho_E(E) \approx \rho_{N \gg 1}(x) = \begin{cases} \frac{2N}{\pi a} \sqrt{1 - \left(\frac{x}{a}\right)^2} & , \frac{|x|}{a} \leq 1 \\ 0 & , \frac{|x|}{a} > 1 \end{cases}, \quad (\text{B1})$$

with $x = E - \bar{E}$ and $a = 2N\bar{s}/\pi$. The parameter \bar{E} is the mean value of the Gaussian distributions of the independent random diagonal entries of the Hamiltonian matrices of the ensemble. Therefore, it fixes the center of the random matrix spectrum. The semicircle behavior for large dimensions implies that the level spacing, \bar{s} , is almost constant for a large portion of the spectrum, being almost equal to its value in the center:

$$\bar{s} = \frac{1}{\rho_{N \gg 1}(0)} = \pi\sigma \sqrt{\frac{\beta_e}{2N}}. \quad (\text{B2})$$

The parameter σ^2 is the variance of the diagonal as well as of the real and imaginary parts of the off-diagonal random elements Gaussian distributed [60], setting the energy scale of the ensemble. The constant β_e assumes the values 1, 2 for the GOE and GUE, respectively, and $\beta_e = 4$ for the GSE.

For large dimensions we have:

$$\langle \langle |\tilde{\psi}(w + E, \tilde{\theta})| \psi(E, \theta) \rangle \rangle_{\tilde{\theta}} \approx \frac{1}{a_{\beta_e} N}. \quad (\text{B3})$$

The parameter a_{β_e} is related to the degree of degeneracy of the ensembles, assuming the values $a_{\beta_e} = 1$ for $\beta_e = 1$ and 2, and $a_{\beta_e} = 2$ for $\beta_e = 4$. That is, while the GOE and GUE have no degeneracies, the GSE spectrum is doubly degenerated. Substituting Eqs. (B1) and (B3) in Eq. (15), we obtain

$$\text{SF}_{\gamma, \text{EA}}(w + E) \approx \frac{\tilde{\rho}_{N \gg 1}(w + E)}{N}, \quad (\text{B4})$$

where we recall that the sums over α and γ run over the degeneracies (until a_{β_e}). The EA of the partition function can be obtained from $\mathcal{Z}_{0, \text{EA}} := \int_{-\infty}^{\infty} dE g(E) e^{-\beta E} \rho_E(E)$ by using Eq. (B1) and recalling that $g(E) = a_{\beta_e}$ for every E :

$$\begin{aligned} \mathcal{Z}_{0, \text{EA}} &\approx a_{\beta_e} \int_{-\infty}^{\infty} dE e^{-\beta E} \rho_{N \gg 1}(E) \\ &= 2 a_{\beta_e} e^{-\beta \langle E \rangle} \frac{I_1(2N \langle s \rangle \beta / \pi)}{2 \langle s \rangle \beta / \pi}, \end{aligned} \quad (\text{B5})$$

with $I_n(x)$ being the modified Bessel function of first kind. Thus, we finally obtain the EA of the work pdf:

$$P_{\text{EA}}^{\text{GE}}(w) = \frac{a_{\beta_e}}{N \mathcal{Z}_{0, \text{EA}}} \int_{-\infty}^{\infty} dE \rho_{N \gg 1}(E) \tilde{\rho}_{N \gg 1}(w + E) e^{-\beta E}, \quad (\text{B6})$$

where $\rho_{N \gg 1}$ and $\tilde{\rho}_{N \gg 1}$ are given by Eq. (B1) and $\mathcal{Z}_{0, \text{EA}}$ is given by Eq. (B5). The expression for $P_{\text{EA}}^{\text{GE}}(w)$ in Eq. (B6) is recovered from the inverse Fourier transform of the EA of characteristic function, viz. $\langle G(u) \rangle$, given by Eq.(17) of [53].

Therefore, for Gaussian ensembles of large dimension, the EA of the work pdf for sudden quenches, $P_{\text{EA}}^{\text{GE}}(w)$, is simply given by the thermal average of the convolution of the level densities of the two random spectra. It is completely characterized by the average level spacings, \bar{s} and $\bar{\tilde{s}}$, through Eq. (B2), and by the averages of the eigenlevels, \bar{E} and $\bar{\tilde{E}}$, corresponding to the center of the initial and final spectra, respectively.

-
- [1] J. Goold, M. Huber, A. Riera, L. del Rio, and P. Skrzypczyk, *Journal of Physics A: Mathematical and Theoretical* **49**, 143001 (2016).
- [2] S. Vinjanampathy and J. Anders, *Contemporary Physics* **57**, 545 (2016).
- [3] H. E. D. Scovil and E. O. Schulz-DuBois, *Phys. Rev. Lett.* **2**, 262 (1959).
- [4] R. Alicki, *Journal of Physics A: Mathematical and General* **12**, L103 (1979).
- [5] R. Uzdin, A. Levy, and R. Kosloff, *Phys. Rev. X* **5**, 031044 (2015).
- [6] J. Klaers, S. Faelt, A. Imamoglu, and E. Togan, *Phys. Rev. X* **7**, 031044 (2017).
- [7] J. P. S. Peterson, T. B. Batalhão, M. Herrera, A. M. Souza, R. S. Sarthour, I. S. Oliveira, and R. M. Serra, arXiv preprint arXiv:1803.06021 (2018).
- [8] R. J. de Assis, T. M. de Mendonça, C. J. Villas-Boas, A. M. de Souza, R. S. Sarthour, I. S. Oliveira, and N. G. de Almeida, *Phys. Rev. Lett.* **122**, 240602 (2019).
- [9] M. Srednicki, *Phys. Rev. E* **50**, 888 (1994).
- [10] N. Linden, S. Popescu, A. J. Short, and A. Winter, *Phys. Rev. E* **79**, 061103 (2009).
- [11] C. Gogolin and J. Eisert, *Reports on Progress in Physics* **79**, 056001 (2016).
- [12] F. Borgonovi, F. Izrailev, L. Santos, and V. Zelevinsky, *Physics Reports* **626**, 1 (2016).
- [13] A. Silva, *Phys. Rev. Lett.* **101**, 120603 (2008).
- [14] R. Dorner, J. Goold, C. Cormick, M. Paternostro, and V. Vedral, *Phys. Rev. Lett.* **109**, 160601 (2012).
- [15] E. Mascarenhas, H. Bragança, R. Dorner, M. França Santos, V. Vedral, K. Modi, and J. Goold, *Phys. Rev. E* **89**, 062103 (2014).
- [16] L. Fusco, S. Pigeon, T. J. G. Apollaro, A. Xuereb, L. Mazzola, M. Campisi, A. Ferraro, M. Paternostro, and G. De Chiara, *Physical Review X* **4**, 031029 (2014).
- [17] B. Wang, J. Zhang, and H. T. Quan, *Phys. Rev. E* **97**, 052136 (2018).
- [18] Y. Zheng and D. Poletti, *Phys. Rev. E* **98**, 052140 (2018).

- [19] A. H. Skelt, K. Zawadzki, and I. D'Amico, *Journal of Physics A: Mathematical and Theoretical* **52**, 485304 (2019).
- [20] K. Zawadzki, R. M. Serra, and I. D'Amico, arXiv preprint arXiv:1908.06488 (2019).
- [21] J. Goold, F. Plastina, A. Gambassi, and A. Silva, *The Role of Quantum Work Statistics in Many-Body Physics* (Springer International Publishing, Cham, 2018), pp. 317–336.
- [22] C. Jarzynski, *Phys. Rev. Lett.* **78**, 2690 (1997).
- [23] G. E. Crooks, *Phys. Rev. E* **60**, 2721 (1999).
- [24] M. Esposito, U. Harbola, and S. Mukamel, *Rev. Mod. Phys.* **81**, 1665 (2009).
- [25] M. Campisi, P. Hänggi, and P. Talkner, *Rev. Mod. Phys.* **83**, 771 (2011).
- [26] J. Kurchan, eprint arXiv:cond-mat/0007360 (2000), cond-mat/0007360.
- [27] H. Tasaki, eprint arXiv:cond-mat/0009244 (2000), cond-mat/0009244.
- [28] S. Mukamel, *Phys. Rev. Lett.* **90**, 170604 (2003).
- [29] P. Talkner, E. Lutz, and P. Hänggi, *Phys. Rev. E* **75**, 050102(R) (2007).
- [30] A. J. Roncaglia, F. Cerisola, and J. P. Paz, *Phys. Rev. Lett.* **113**, 250601 (2014).
- [31] P. Talkner and P. Hänggi, *Phys. Rev. E* **93**, 022131 (2016).
- [32] M. Perarnau-Llobet, E. Bäumer, K. V. Hovhannisyan, M. Huber, and A. Acin, *Phys. Rev. Lett.* **118**, 070601 (2017).
- [33] E. Bäumer, M. Lostaglio, M. Perarnau-Llobet, and R. Sampaio, in *Thermodynamics in the Quantum Regime* (Springer, 2018), pp. 275–300.
- [34] J. Liphardt, S. Dumont, S. B. Smith, I. Tinoco, and C. Bustamante, *Science* **296**, 1832 (2002).
- [35] D. Collin, F. Ritort, C. Jarzynski, S. B. Smith, I. Tinoco Jr, and C. Bustamante, *Nature* **437**, 231 EP (2005).
- [36] V. Blickle, T. Speck, L. Helden, U. Seifert, and C. Bechinger, *Phys. Rev. Lett.* **96**, 070603 (2006).
- [37] T. B. Batalhão, A. M. Souza, L. Mazzola, R. Auccaise, R. S. Sarthour, I. S. Oliveira, J. Goold, G. De Chiara, M. Paternostro, and R. M. Serra, *Phys. Rev. Lett.* **113**, 140601 (2014).
- [38] S. An, J.-N. Zhang, M. Um, D. Lv, Y. Lu, J. Zhang, Z.-Q. Yin, H. T. Quan, and K. Kim, *Nature Physics* **11**, 193 EP (2014).
- [39] F. Cerisola, Y. Margalit, S. Machluf, A. J. Roncaglia, J. P. Paz, and R. Folman, *Nature Communications* **8**, 1241 (2017).
- [40] T. P. Xiong, L. L. Yan, F. Zhou, K. Rehan, D. F. Liang, L. Chen, W. L. Yang, Z. H. Ma, M. Feng, and V. Vedral, *Phys. Rev. Lett.* **120**, 010601 (2018).
- [41] R. M. de Araújo, T. Häffner, R. Bernardi, D. S. Tasca, M. P. J. Lavery, M. J. Padgett, A. Kanaan, L. C. Céleri, and P. H. S. Ribeiro, *Journal of Physics Communications* **2**, 035012 (2018).
- [42] V. V. Flambaum and F. M. Izrailev, *Phys. Rev. E* **61**, 2539 (2000).
- [43] V. Kota, *Physics Reports* **347**, 223 (2001).
- [44] L.-M. Duan, E. Demler, and M. D. Lukin, *Phys. Rev. Lett.* **91**, 090402 (2003).
- [45] Y.-A. Chen, S. Nascimbène, M. Aidelsburger, M. Atala, S. Trotzky, and I. Bloch, *Phys. Rev. Lett.* **107**, 210405 (2011).
- [46] J. Simon, W. S. Bakr, R. Ma, M. E. Tai, P. M. Preiss, and M. Greiner, *Nature* **472**, 307 EP (2011).
- [47] G. Casati, B. V. Chirikov, I. Guarneri, and F. M. Izrailev, *Phys. Rev. E* **48**, R1613 (1993).
- [48] E. P. Wigner, *Annals of Mathematics* **62**, 548 (1955).
- [49] B. M. A. Bohr, *Nuclear Structure*, vol. Volume 1 (Benjamin, New York, 1969).
- [50] Q. Hummel, J. D. Urbina, and K. Richter, *Phys. Rev. Lett.* **122**, 240601 (2019).
- [51] N. Yunger Halpern, C. D. White, S. Gopalakrishnan, and G. Refael, *Phys. Rev. B* **99**, 024203 (2019).
- [52] M. Łobejko, J. Łuczka, and P. Talkner, *Phys. Rev. E* **95**, 052137 (2017).
- [53] E. G. Arrais, D. A. Wisniacki, L. C. Céleri, N. G. de Almeida, A. J. Roncaglia, and F. Toscano, *Phys. Rev. E* **98**, 012106 (2018).
- [54] A. Chenu, I. L. Egusquiza, J. Molina-Vilaplana, and A. del Campo, *Scientific Reports* **8**, 12634 (2018).
- [55] E. J. Torres-Herrera, A. M. García-García, and L. F. Santos, *Phys. Rev. B* **97**, 060303(R) (2018).
- [56] A. Chenu, J. Molina-Vilaplana, and A. del Campo, *Quantum* **3**, 127 (2019).
- [57] Z. Xu, L. P. García-Pintos, A. Chenu, and A. del Campo, *Phys. Rev. Lett.* **122**, 014103 (2019).
- [58] J. S. Cotler, G. Gur-Ari, M. Hanada, J. Polchinski, P. Saad, S. H. Shenker, D. Stanford, A. Streicher, and M. Tezuka, *Journal of High Energy Physics* **2017**, 118 (2017).
- [59] H. A. Weidenmüller and G. E. Mitchell, *Rev. Mod. Phys.* **81**, 539 (2009).
- [60] M. L. Mehta, *Random Matrices* (Elsevier Science, 2004), 3rd ed.
- [61] C. Jarzynski, H. T. Quan, and S. Rahav, *Phys. Rev. X* **5**, 031038 (2015).
- [62] Q. Wang and H. T. Quan, *Phys. Rev. E* **95**, 032113 (2017).
- [63] R. Pan, Z. Fei, T. Qiu, J.-N. Zhang, and H. T. Quan, arXiv preprint arXiv:1904.05378 (2019).
- [64] L. Zhu, Z. Gong, B. Wu, and H. T. Quan, *Phys. Rev. E* **93**, 062108 (2016).
- [65] I. García-Mata, A. J. Roncaglia, and D. A. Wisniacki, *Phys. Rev. E* **95**, 050102(R) (2017).
- [66] I. García-Mata, A. J. Roncaglia, and D. A. Wisniacki, *EPL (Europhysics Letters)* **120**, 30002 (2017).
- [67] H. Stöckmann, *Quantum Chaos: An Introduction* (Cambridge University Press, 2006).
- [68] O. Bohigas, M. J. Giannoni, and C. Schmit, *Phys. Rev. Lett.* **52**, 1 (1984).
- [69] M. V. Berry, *Proceedings of the Royal Society A: Mathematical, Physical and Engineering Sciences* **400**, 229 (1985).
- [70] L. F. Santos, F. Borgonovi, and F. M. Izrailev, *Phys. Rev. E* **85**, 036209 (2012).
- [71] J. French and S. Wong, *Physics Letters B* **33**, 449 (1970).
- [72] O. Bohigas and J. Flores, *Physics Letters B* **34**, 261 (1971).
- [73] O. Bohigas and J. Flores, *Phys. Lett.* **35B**, 383 (1971).
- [74] J. B. French and S. S. M. Wong, *Phys. Lett.* **35B**, 5 (1971).
- [75] S. Wong and J. French, *Nuclear Physics A* **198**, 188 (1972).
- [76] K. K. Mon and J. B. French, *Annals Phys.* **95**, 90 (1975).
- [77] F. Borgonovi and F. M. Izrailev, *Phys. Rev. E* **99**, 012115 (2019).
- [78] S. Mailoud, F. Borgonovi, and F. M. Izrailev, arXiv preprint arXiv:1907.01893 (2019).
- [79] V. K. B. Kota, *Embedded Random Matrix Ensembles in Quantum Physics*, vol. 884 (Springer, Cham, 2013).
- [80] The factor g_n takes into account the possible degeneracies of the eigenenergy levels of the initial Hamiltonian H .
- [81] For the nearest-neighbor spacing distribution of unfolded spectra, $P(s)$ is well represented by the so-called Wigner's surmise [59].

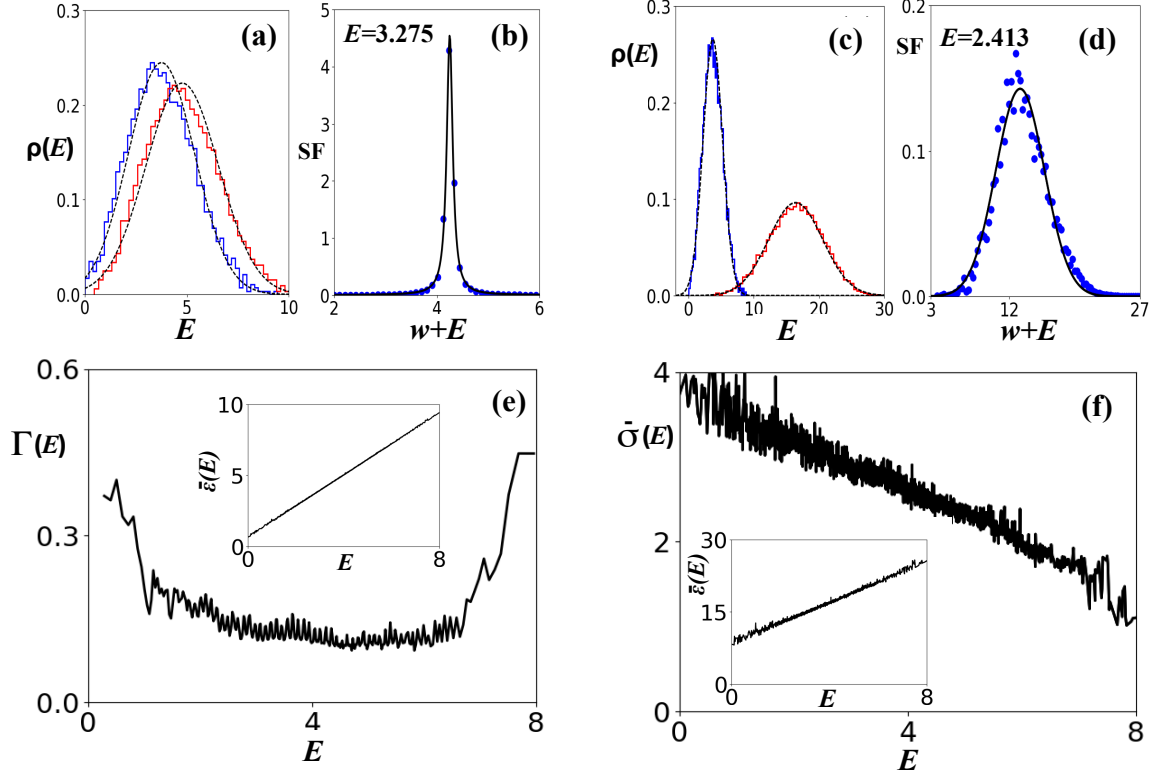


FIG. 1: (color online) Elements characterizing the work pdf of the model of Eq. (21) with $\mu = 0.5$. Panels (a), (b), and (e) for a quench $\lambda_i = 0.7 \rightarrow \lambda_f = 0.9$; and (c), (d), and (f) for $\lambda_i = 0.7 \rightarrow \lambda_f = 3.2$. Panels (a) and (c): Histograms of the level densities. In (a) the left histogram (blue) is for $\rho(E)$ with $\lambda = 0.7$, and the right one (red) is for $\tilde{\rho}(\tilde{E} = E)$ with $\lambda = 0.9$. In panel (c) the histograms correspond to $\rho(E)$ with $\lambda = 0.7$, and $\tilde{\rho}(\tilde{E} = E)$ with $\lambda = 3.2$. The black dashed curves are the Gaussian fittings in Eq. (17). Panels (b) and (d): the strength functions. Dots represent the histograms and the full black lines correspond to the Breit-Wigner fit in (b), $\text{SF}^{\text{BW}}(w, E)$, and to the Gaussian fit, $\text{SF}^{\text{G}}(w, E)$, in (d). Panels (e) and (f): In (e) we plot the width Γ and the centroid $\bar{\varepsilon}$ (inset) of the fitting $\text{SF}^{\text{BW}}(w, E)$ as a function of the initial energy. These values were obtained through the fitting of the corresponding histograms of the energy-smoothed strength function $\text{SF}(w, E)$ for different values of E . In (f) we plot the centroid $\bar{\varepsilon}$ and the width $\bar{\sigma}$ using Eqs. (6) and (7), respectively. See text for details.

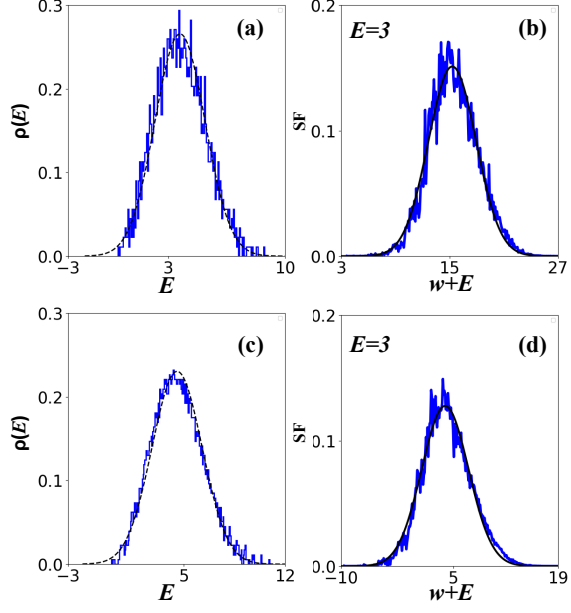


FIG. 2: (color online) For the same big quench of Fig. (1), $\lambda_i = 0.7 \rightarrow \lambda_f = 3.2$, we plot the histograms (in blue) of the initial level densities $\rho(E)$ ((a) and (c)), and the smoothed strength function $SF(w, E = 3)$ ((b) and (d)). In panels (a) and (b) the initial and final Hamiltonians have a dimension $N = 1512$ and in (c) and (d), $N = 3215$. As the dimension increases, the fluctuations of the histograms decrease around the Gaussian fittings. We kept the bin size fixed: in (a) and (c) it is 0.055 and in (b) and (d) it is 0.097. See text for details.

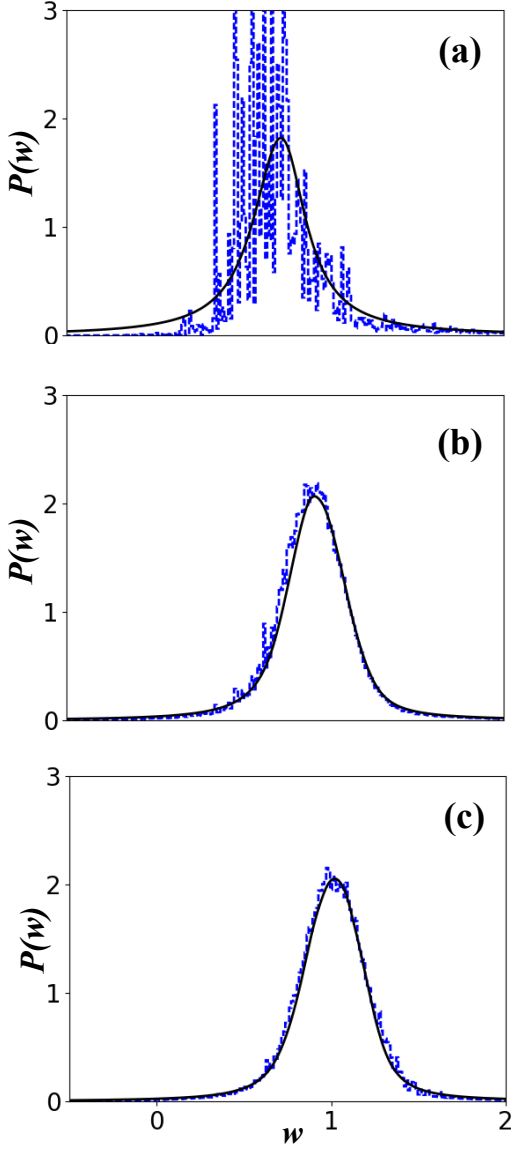


FIG. 3: (color online) The dashed lines (in blue) are the histograms that represent $P(w)$ in Eq. (3) for a small quench, $\lambda_i = 0.7 \rightarrow \lambda_f = 0.9$, using the model in Eq. (21) (with $\mu = 0.5$ and $N = 1512$) for inverse temperature values: (a) $\beta = 5$, so $N_{\text{eff}}/N = 0.066$; (b) $\beta = 0.5$, so $N_{\text{eff}}/N = 0.66$; and (c) $\beta = 0.05$, so $N_{\text{eff}}/N = 6.6$. The initial and final Hamiltonians are in the chaotic regime. The bin size is ~ 0.08 and the total number of bins is 1800 in all the histograms. The full line (in black) corresponds to the EA, $P_{\text{EA}}(w)$, in Eq. (13) using the Gaussian level density $\rho_E^{\text{G}}(E)$ in Eq. (17) and the Breit-Wigner function $\text{SF}^{\text{BW}}(w, E)$ in Eq. (18) (see text for details).

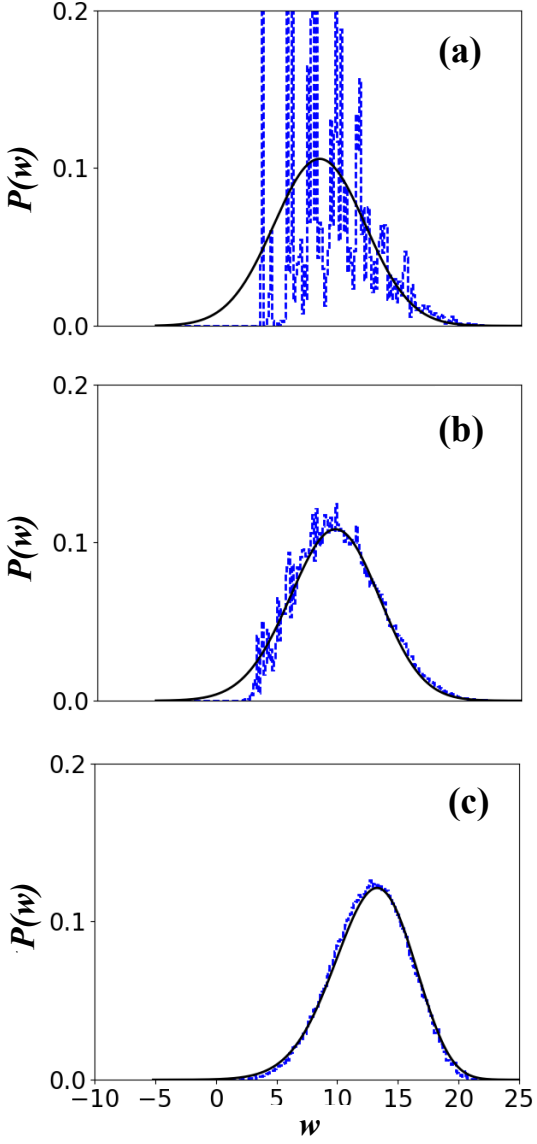


FIG. 4: (color online) The same as Fig. (3) but for a large quench, $\lambda_i = 0.7 \rightarrow \lambda_f = 3.2$ and for different values of the inverse of temperature: (a) $\beta = 20$, so $N_{\text{eff}}/N = 0.0165$; (b) $\beta = 2$, so $N_{\text{eff}}/N = 0.165$; and (c) $\beta = 0.005$, so $N_{\text{eff}}/N = 66$. Here, both the initial and final Hamiltonians are in the chaotic regime. The bin size is ~ 0.14 and the total number of bins is 250 in all histograms. The full line (in black) corresponds to the EA, $P_{\text{EA}}(w)$ in Eq. (13), constructed using the Gaussian functions, $\rho_E^G(E)$ in Eq. (17) and $\text{SF}^G(w, E)$ in Eq. (19) (see text for details).

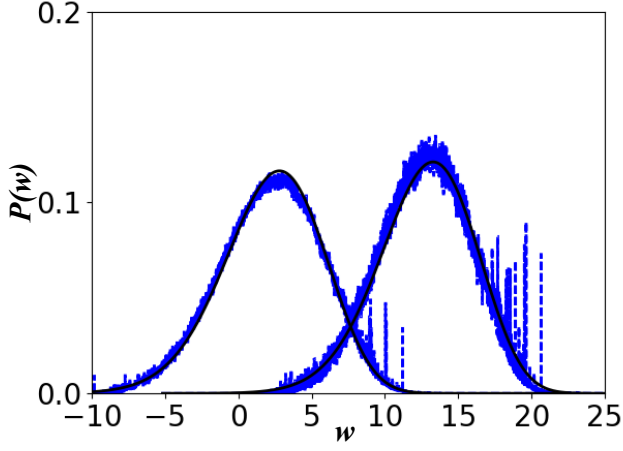


FIG. 5: (color online) The dashed lines (in blue) are the histograms that represent the exact work pdf $P(w)$ in Eq. (3) for a small quench, $\lambda_i = 0.7 \rightarrow \lambda_f = 0.9$, using the model in Eq. (21) (with $\mu = 0.5$). We use a system with $N = 1512$ for the plots on the right and $N = 3235$ for the plots on the left. In both cases $N_{\text{eff}}/N = 60$. The full lines (in black) correspond to the EA, $P_{\text{EA}}(w)$, in Eq. (13) using the Gaussian level density $\rho_E^G(E)$ in Eq. (17) and $\text{SF}^{\text{BW}}(w, E)$ in Eq. (18).

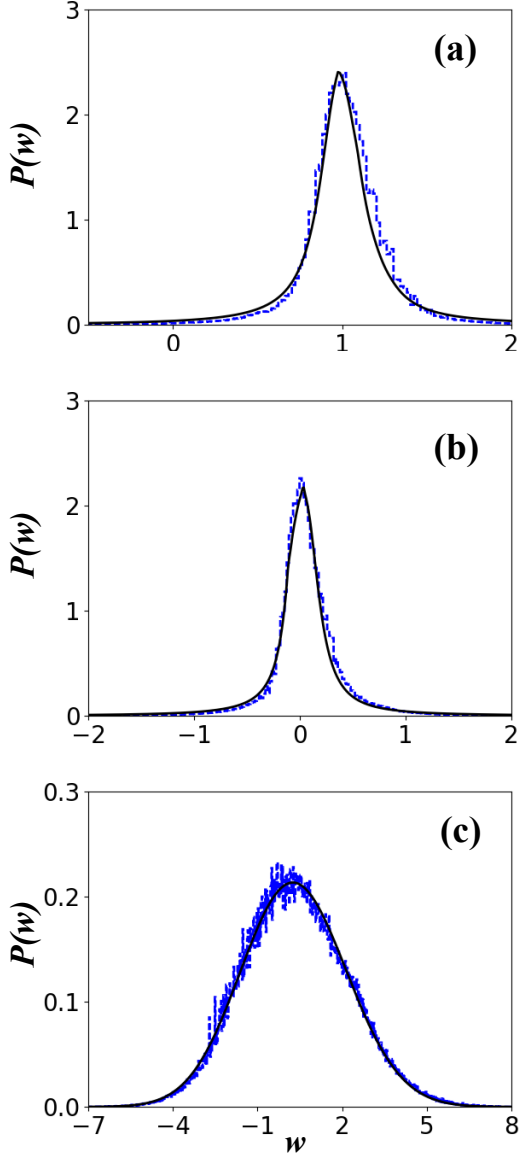


FIG. 6: (color online) The dashed lines (in blue) are the histogram functions that represent the exact work pdf, $P(w)$, in Eq. (3) in the regime of high temperature ($\beta = 0.05$) and when the initial and final Hamiltonians are in the integrable regime. The dimension of Hamiltonian matrices is $N = 1512$ in all the systems used. Therefore, $N_{\text{eff}}/N = 8$ in all the panels. In panel (a) we use the model in Eq. (21) with a small quench, $\lambda_i = 0.1 \rightarrow \lambda_f = 0.3$. In panels (b) and (c) we use the model in Eq. (20). In (b) we have a small quench $\mu_i = 0.1 \rightarrow \mu_f = 0.5$. In (c) we have a large quench $\mu_i = 0.1 \rightarrow \mu_f = 2.4$. All histograms have a bin size ~ 0.02 , and a total number of bins 800. The full lines (in black) correspond to the EA, $P_{\text{EA}}(w)$, in Eq. (13) using the Gaussian level density $\rho_E^{\text{G}}(E)$ in Eq. (17) and the Breit-Wigner function $\text{SF}^{\text{BW}}(w, E)$ in Eq. (18) for panels (a) and (b) and $\text{SF}^{\text{G}}(w, E)$ in Eq. (19) for panel (c).