

Approximate Solutions of 4-regular Matchstick Graphs with 51 – 62 Vertices

A catalog of examples which contain 2 – 4 forbidden distances

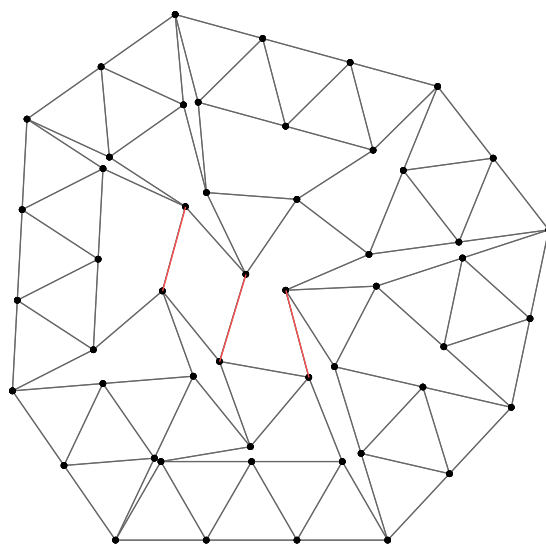
Mike Winkler

Fakultät für Mathematik
Ruhr-Universität Bochum, Germany
mike.winkler@ruhr-uni-bochum.de
www.mikematics.de

October 27, 2019

Abstract

A 4-regular matchstick graph is a planar unit-distance graph whose vertices have all degree 4. Examples of 4-regular matchstick graphs are currently known for all number of vertices ≥ 52 except for 53, 55, 56, 58, 59, 61, and 62. In this article we present 32 different examples with 51 – 62 vertices which contain two, three, or four distances which differ slightly from the unit length. These graphs should show why this subject is so extraordinarily difficult to deal with and should also be an incentive for the interested reader to find solutions for the missing numbers of vertices.



51 vertices

1 Introduction

A matchstick graph is a planar unit-distance graph. That is a graph drawn with straight edges in the plane such that the edges have unit length, whereby non-adjacent edges do not intersect. We call a matchstick graph 4-regular if every vertex has only degree 4.

Examples of 4-regular matchstick graphs are currently known for all number of vertices ≥ 52 except for 53, 55, 56, 58, 59, 61, and 62. For 52, 54, 57, 60, and 64 vertices only one example is known. For a proof we refer the reader to [5]. An overview of the currently known examples with 63 – 70 vertices can be found in [3]. The currently smallest known example with 52 vertices is the so-called Harborth Graph presented first by Heiko Harborth in 1986 [1].

In this article we present 32 different examples of 4-regular rigid planar graphs for all number of vertices ≥ 51 and ≤ 62 . These graphs are not matchstick graphs, because each graph contains at least two edges which differ slightly from the unit length. These deviations are between 0.00058 and 0.34340. The edges which do not have unit length are colored red.

The geometry of the graphs has been verified with the software MATCHSTICK GRAPHS CALCULATOR (MGC) [2]. This remarkable software created by Stefan Vogel runs directly in web browsers¹. A special version of the MGC contains all graphs from this article and is available on the author's website². The graphs were constructed and first presented by the author between March 21, 2014 and May 27, 2019 in a graph theory internet forum [6] [7].³

2 Construction rules and Epsilon graphs

To get a kind of *fair* approximate solutions we constructed the graphs by using the following rules.

- The graph must be rigid.
- Equilateral triangles and rhombuses which contain outside vertices may not contain forbidden distances.
- The graph may not contain more than four forbidden distances.
- Whenever possible the forbidden distances may not deviate more than 10 percent from the unit length.

The exceptions from the last construction rule apply to the number of vertices for which only one approximate example currently have been found or graphs that we do not want to deprive the interested reader.

Note that much better approximate solutions are possible if we would ignore the second and/or the third construction rule. The deviation from the unit length of an edge with a forbidden distance becomes smaller the closer these edge is to the outer circle of the graph, or if we distributing the deviation on all edges of the graph.

¹For optimal functionality and design please use the Firefox web browser.

²<http://mikemetrics.de/matchstick-graphs-calculator.htm>

³Except Figure 21 by Peter Dinkelacker.

Without the first three construction rules it is possible to construct flexible graphs whose forbidden distances can be infinitesimally approximated to the unit length. These kind of graphs we will denote as *Epsilon graphs*. Figure 1 and 2 show the smallest possible example with a minimum number of vertices. These Epsilon graph has 27 vertices, a rotational symmetry of order 3, and contains 6 forbidden distances of equal length.

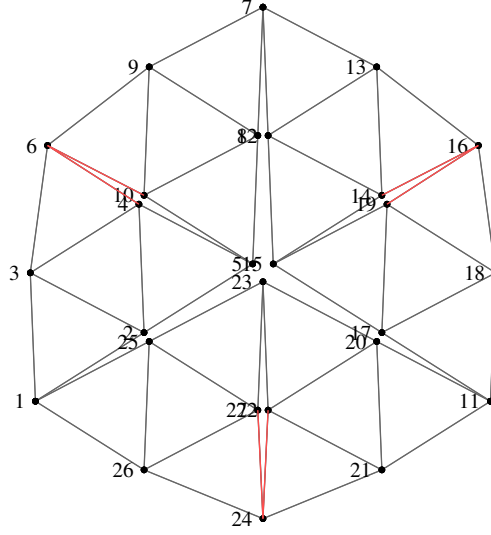


Figure 1: 27 vertices, rotational symmetry of order 3

$$|P6, P4| = |P6, 10| = |P16, P14| = |P16, P19| = |P24, 22| = |P24, P27| \approx 0.845$$

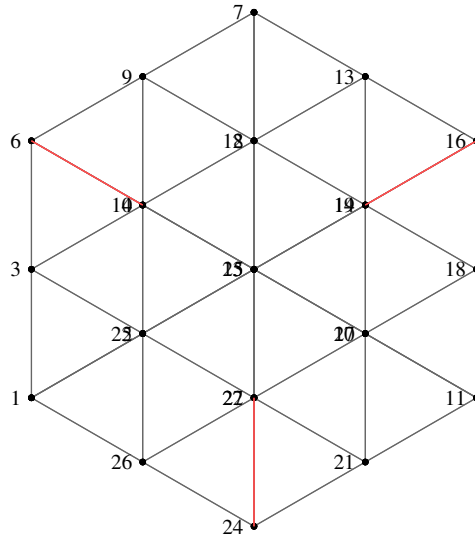


Figure 2: 27 vertices, red edges = $1 + \epsilon$

Figure 3 and 4 show the smallest known example with only 4 forbidden distances. These Epsilon graph has 42 vertices and a point symmetry.

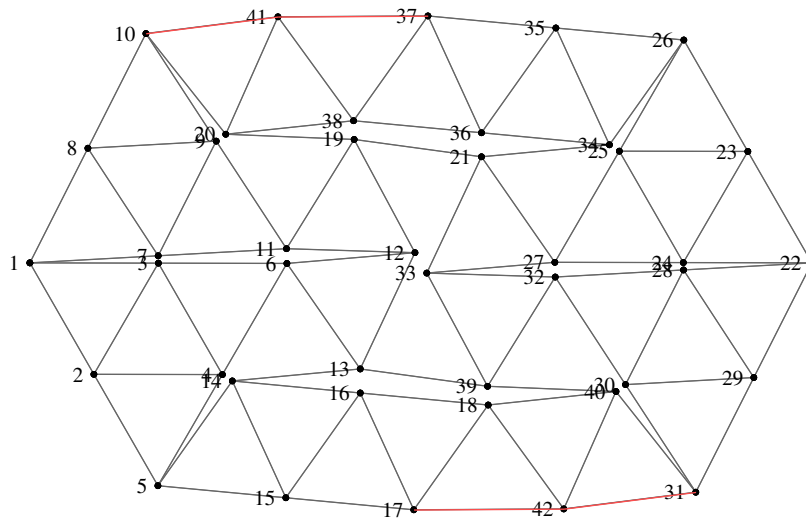


Figure 3: 42 vertices, point symmetry

$$|P10, P41| = |P42, P31| \approx 1.036, |P41, P37| = |P17, P42| \approx 1.167$$

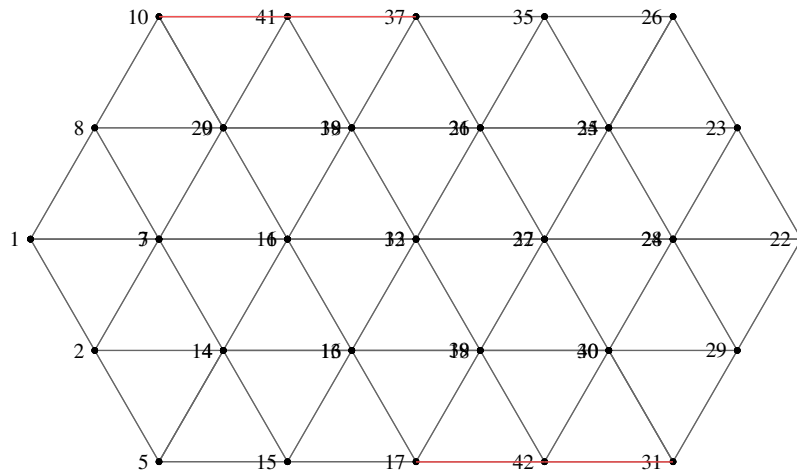


Figure 4: 42 vertices, red edges = $1 + \varepsilon$

Even if it contradicts the intuition, Figure 2 and Figure 4 do not show matchstick graphs which contain vertices of degree 3, 4, and 6. They show 4-regular planar graphs which are not matchstick graphs.

3 Examples of 4-regular planar graphs with 51 – 62 vertices that look like matchstick graphs

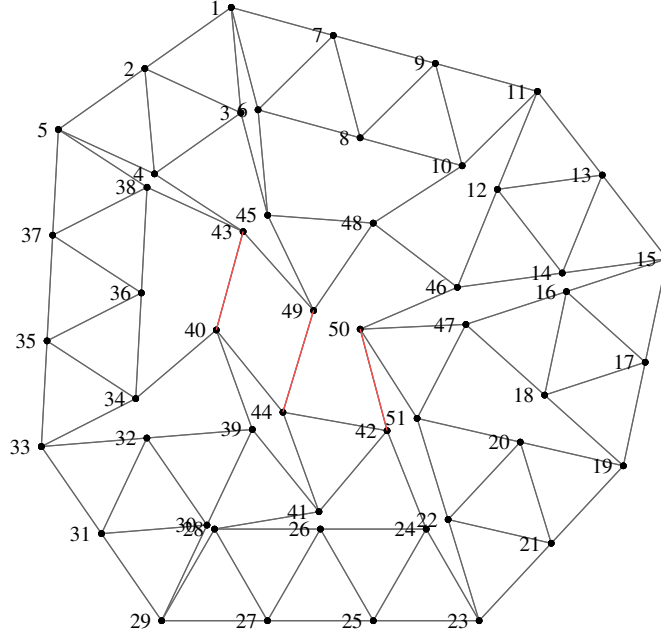


Figure 5: 51 vertices, asymmetric

$$|P_{40}, P_{43}| \approx 0.9635537983258, |P_{44}, P_{49}| \approx 1.0034217884787, |P_{42}, P_{50}| \approx 0.9930150272216$$

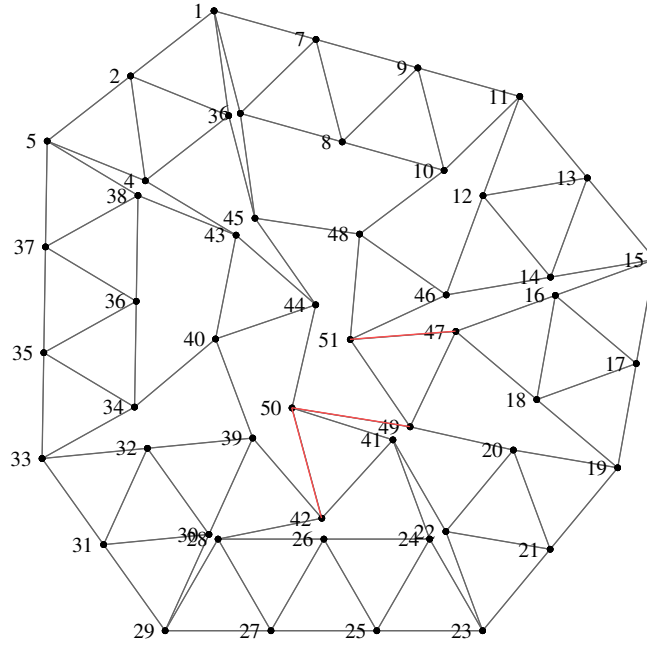


Figure 6: 51 vertices, asymmetric

$$|P_{42}, P_{50}| \approx 1.0795897286772, |P_{47}, P_{51}| \approx 1.0005813679537, |P_{49}, P_{50}| \approx 1.1300493092224$$

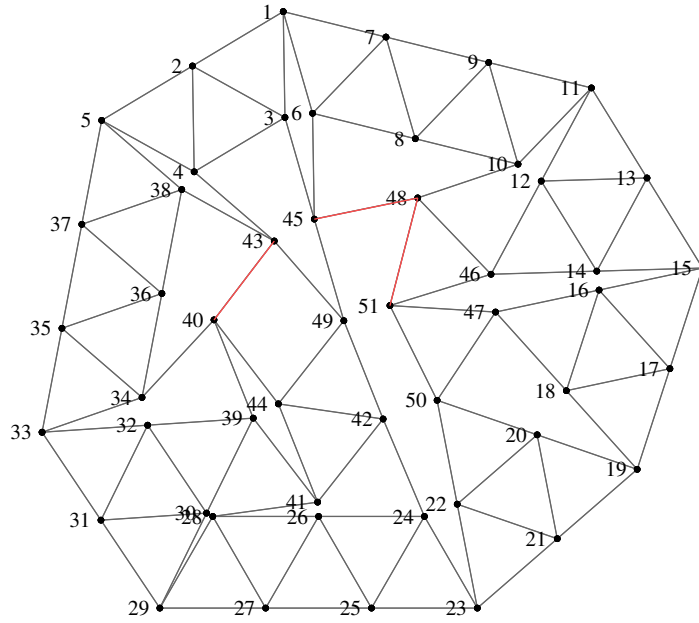


Figure 7: 51 vertices, asymmetric

$$|P_{40}, P_{43}| \approx 0.9379495044871, |P_{45}, P_{48}| \approx 0.9977264162024, |P_{48}, P_{51}| \approx 1.0504994533844$$

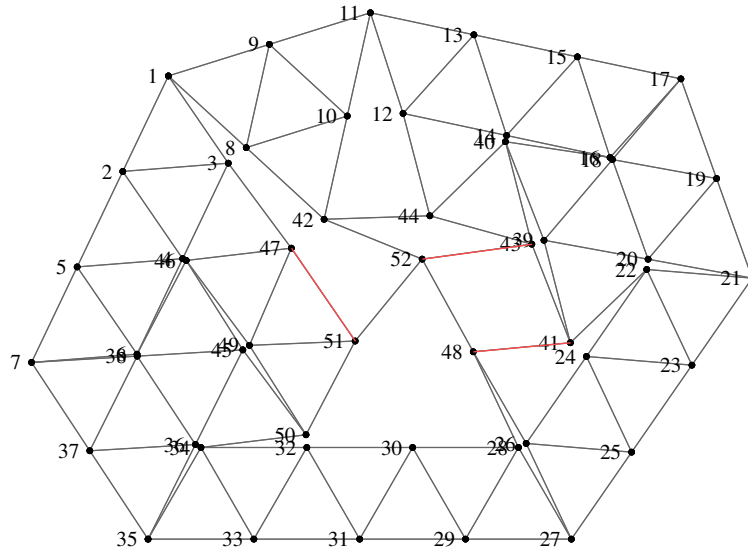


Figure 8: 52 vertices, asymmetric

$$|P_{41}, P_{48}| \approx 0.9215018520126, |P_{45}, P_{51}| \approx 1.0459149147489, |P_{47}, P_{51}| \approx 1.0647024290867$$

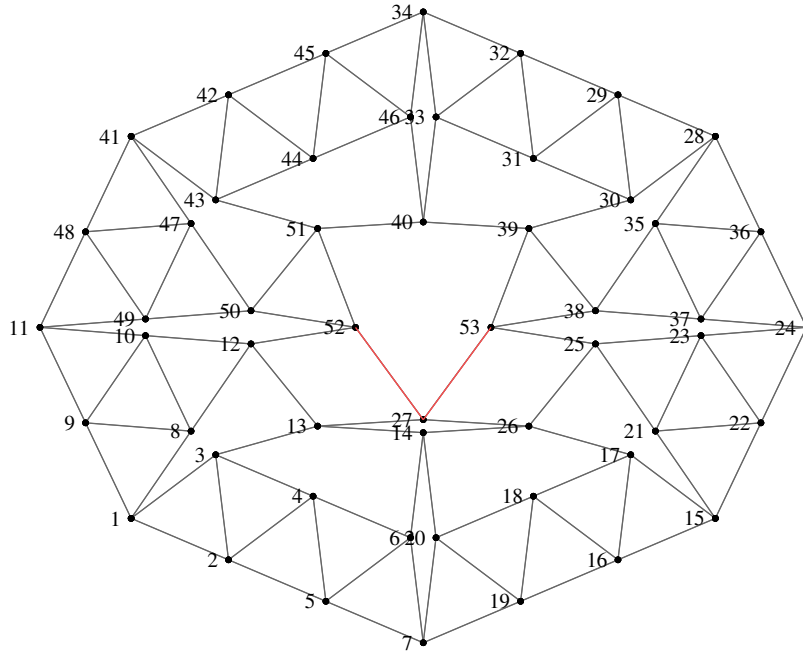


Figure 9: 53 vertices, mirror symmetry

$$|P_{27}, P_{52}| = |P_{27}, P_{53}| \approx 1.0818208359436$$

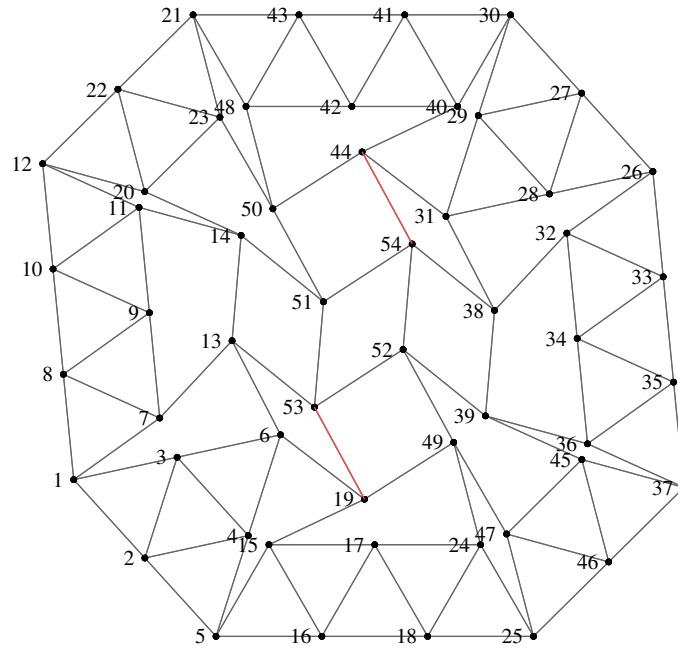


Figure 10: 54 vertices, point symmetry

$$|P_{19}, P_{53}| = |P_{44}, P_{54}| \approx 0.9903987194194$$

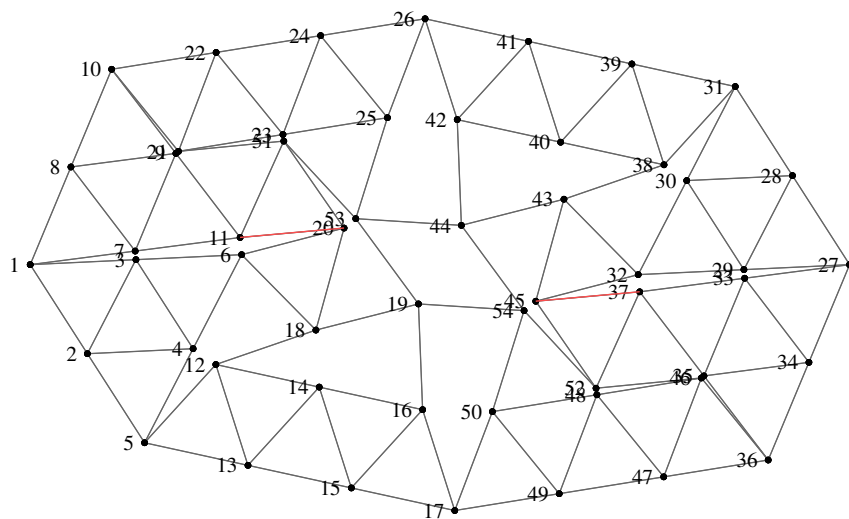


Figure 11: 54 vertices, point symmetry

$$|P_{11}, P_{20}| = |P_{37}, P_{45}| \approx 0.9862260007737$$

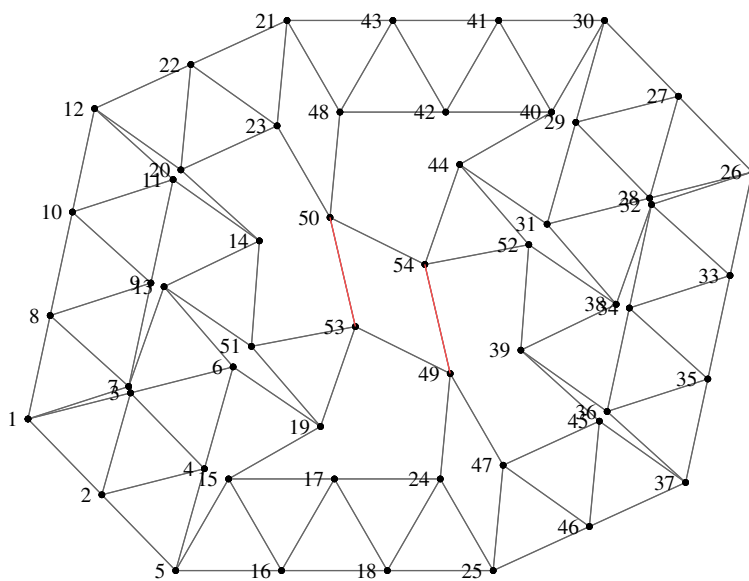


Figure 12: 54 vertices, point symmetry

$$|P_{49}, P_{54}| = |P_{50}, P_{53}| \approx 1.0587135610135$$

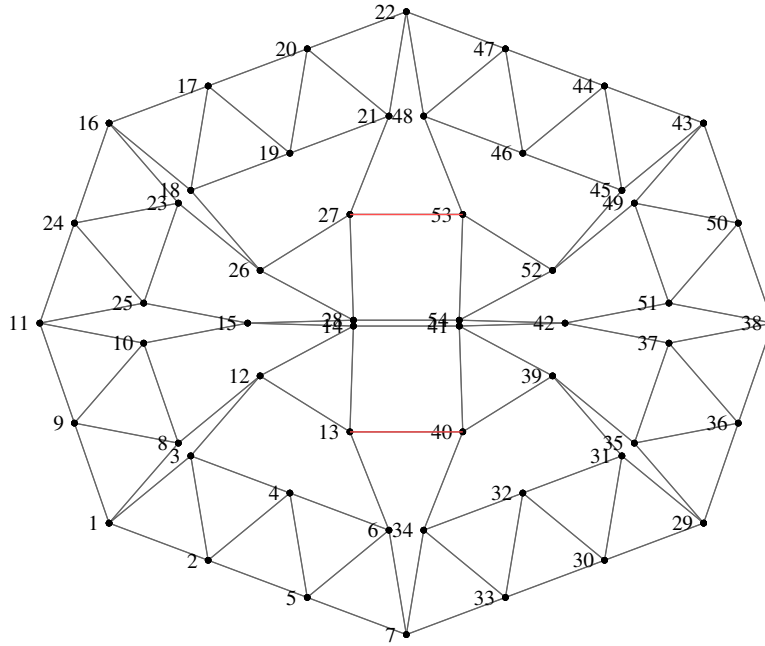


Figure 13: 54 vertices, mirror symmetry

$$|P_{13}, P_{40}| = |P_{27}, P_{53}| \approx 1.0664925618182$$

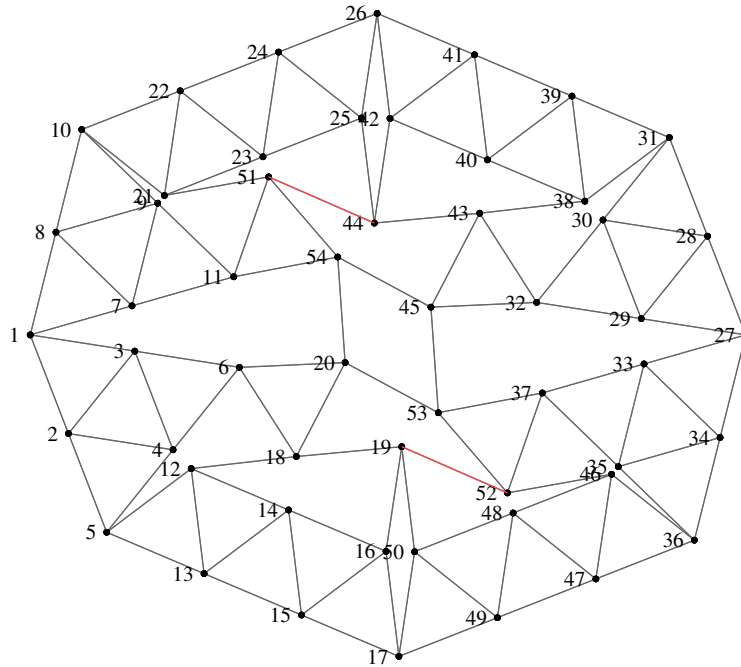


Figure 14: 54 vertices, point symmetry

$$|P_{19}, P_{52}| = |P_{44}, P_{51}| \approx 1.0897807876571$$

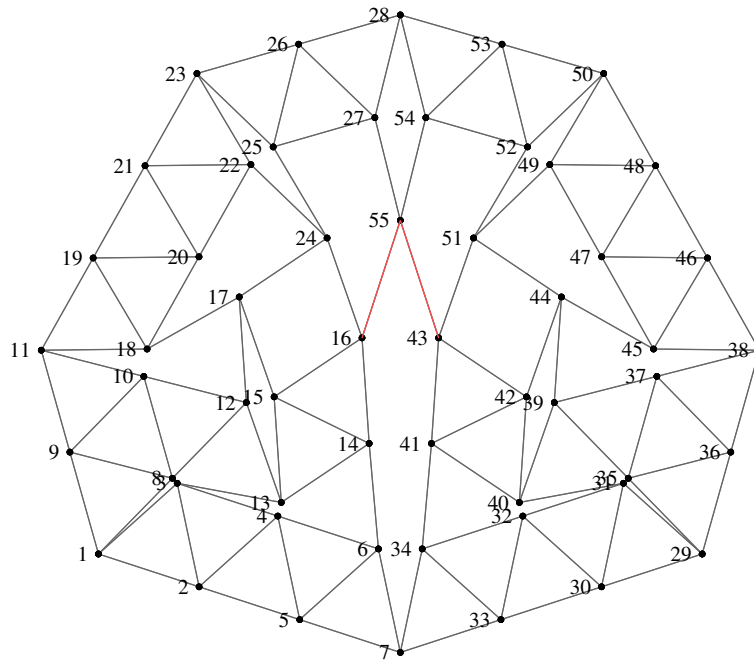


Figure 15: 55 vertices, mirror symmetry

$$|P16, P55| = |P43, P55| \approx 1.1680810280150$$

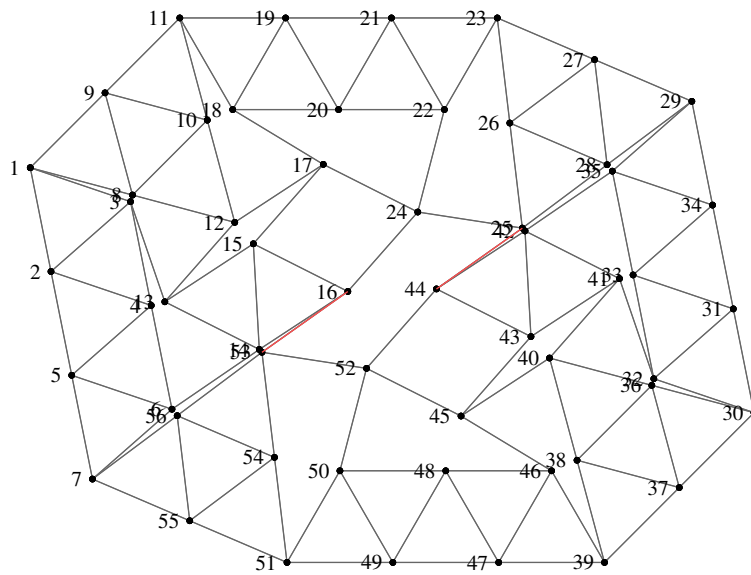


Figure 16: 56 vertices, point symmetry

$$|P16, P53| = |P25, P44| \approx 0.9944318817271$$

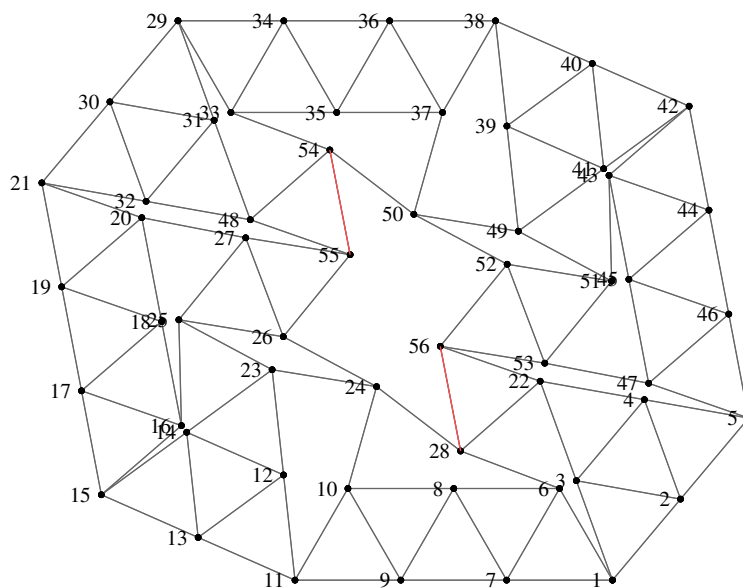


Figure 17: 56 vertices, point symmetry

$$|P_{28}, P_{56}| = |P_{54}, P_{55}| \approx 1.0079992249723$$

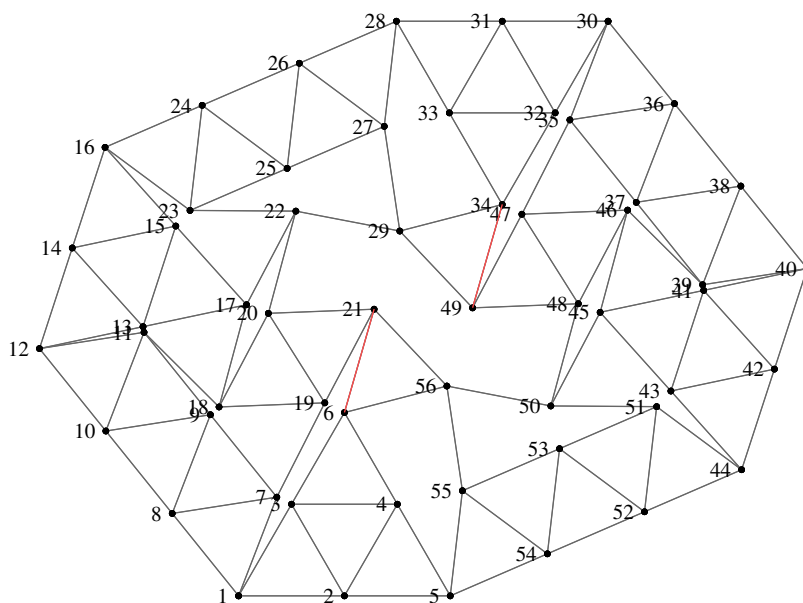


Figure 18: 56 vertices, point symmetry

$$|P_6, P_{21}| = |P_{34}, P_{49}| \approx 1.0160374540033$$

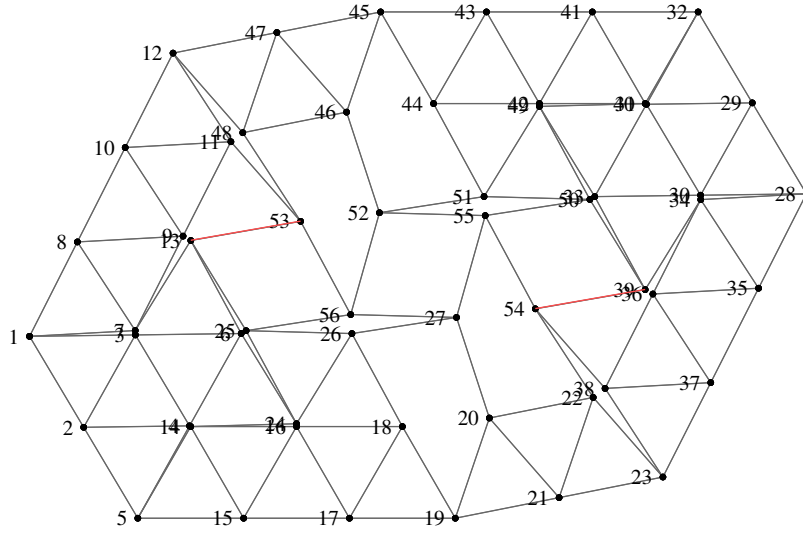


Figure 19: 56 vertices, point symmetry

$$|P_{13}, P_{53}| = |P_{39}, P_{54}| \approx 1.0534322768051$$

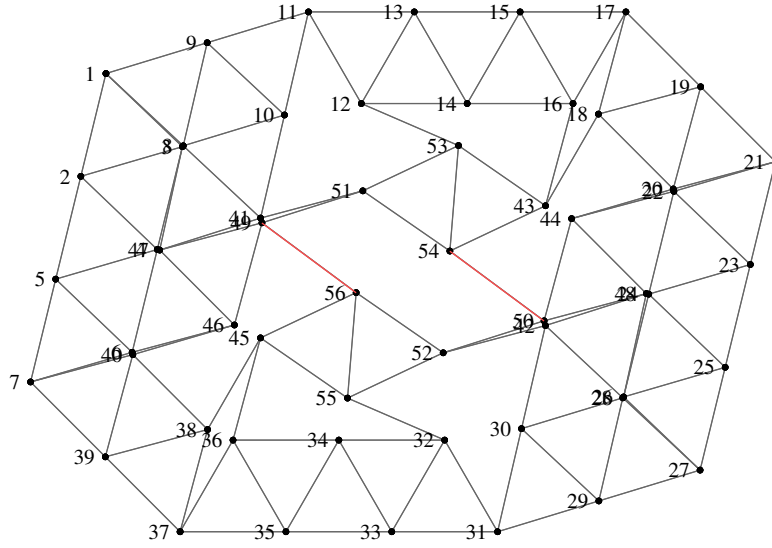


Figure 20: 56 vertices, point symmetry

$$|P_{49}, P_{56}| = |P_{50}, P_{54}| \approx 1.1077418724765$$

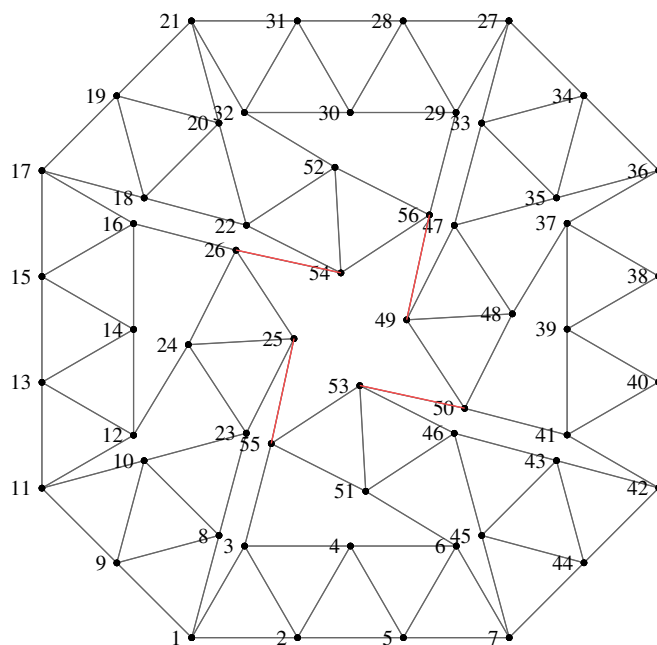


Figure 21: 56 vertices, point symmetry

$$|P_{25}, P_{55}| = |P_{26}, P_{54}| = |P_{49}, P_{56}| = |P_{50}, P_{53}| \approx 1.0142467355345$$

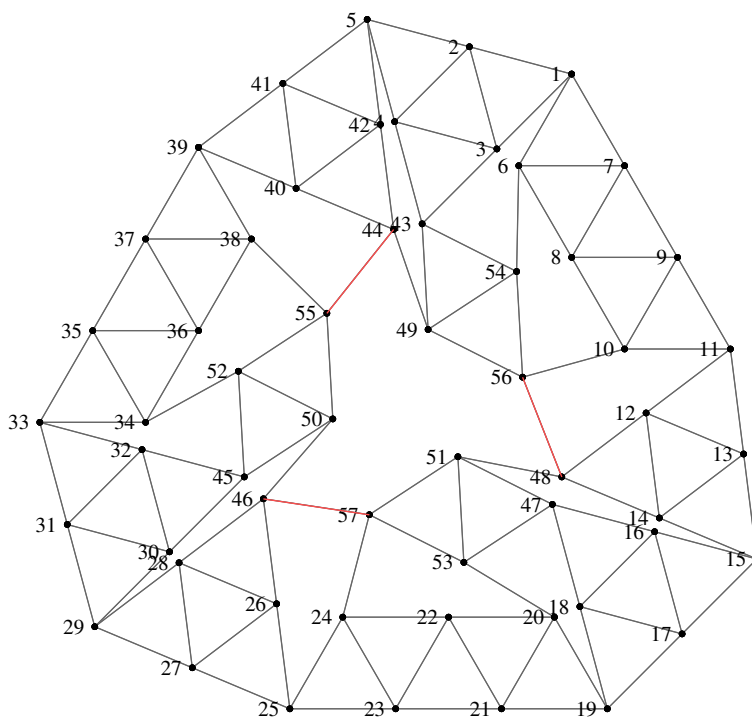


Figure 22: 57 vertices, rotational symmetry of order 3

$$|P_{46}, P_{57}| = |P_{44}, P_{55}| = |P_{48}, P_{56}| \approx 1.0126823415488$$

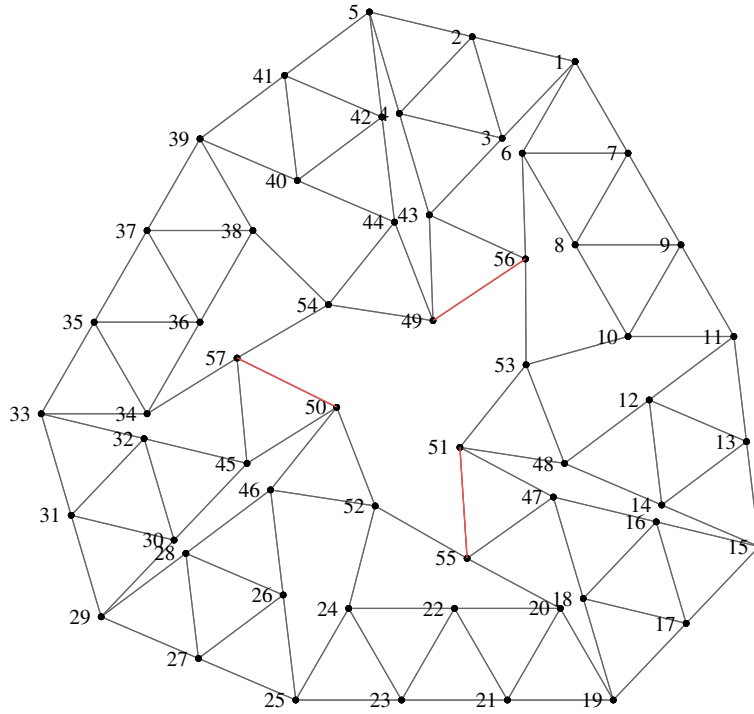


Figure 23: 57 vertices, rotational symmetry of order 3

$$|P_{50}, P_{57}| = |P_{51}, P_{55}| = |P_{49}, P_{56}| \approx 1.0510811050359$$

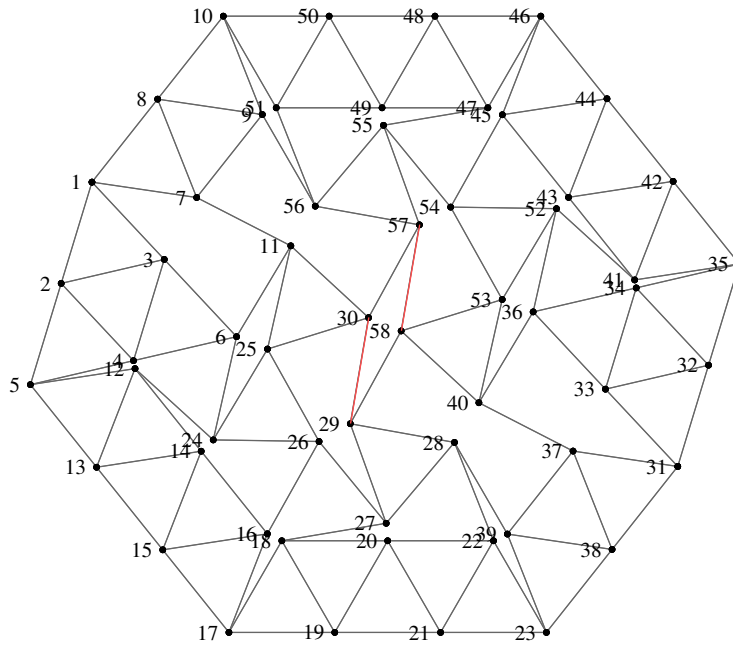


Figure 24: 58 vertices, point symmetry

$$|P_{29}, P_{30}| = |P_{57}, P_{58}| \approx 1.0171763772296$$

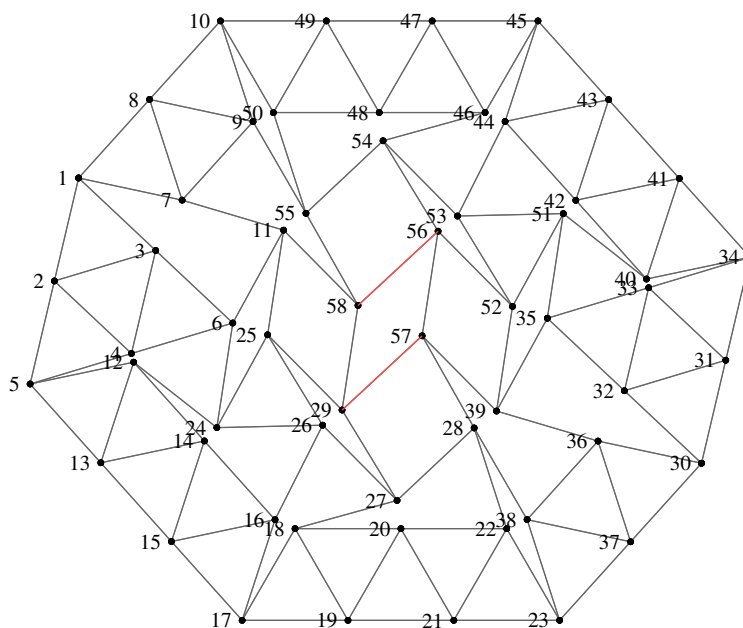


Figure 25: 58 vertices, point symmetry

$$|P_{29}, P_{57}| = |P_{56}, P_{58}| \approx 1.0314677814853$$

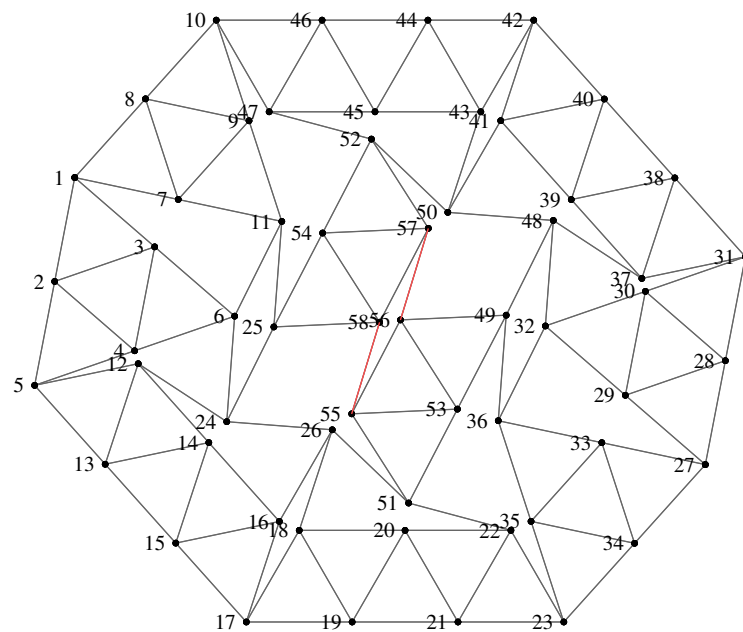


Figure 26: 58 vertices, point symmetry

$$|P_{55}, P_{58}| = |P_{56}, P_{57}| \approx 0.9049703660451$$

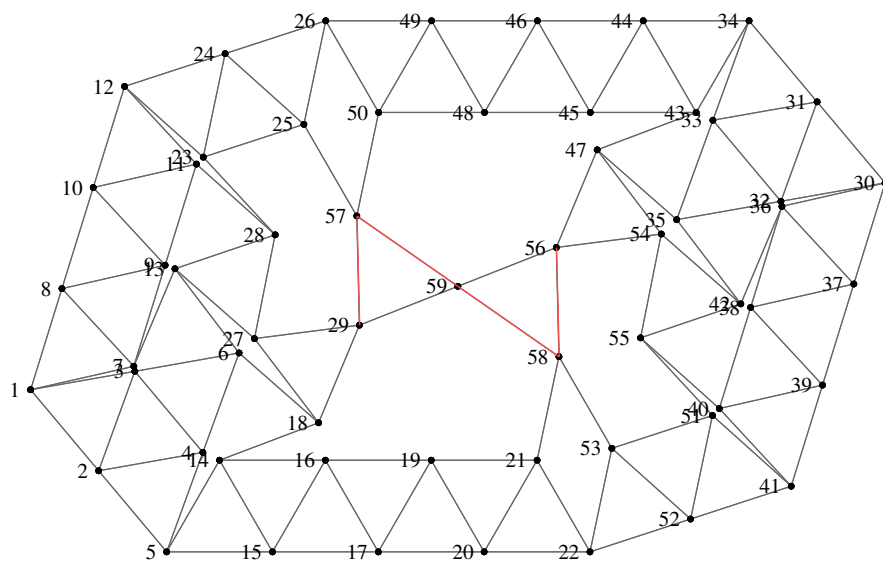


Figure 27: 59 vertices, point symmetry

$$|P56, P58| = |P29, P57| \approx 1.0319785178219, |P57, P59| = |P58, P59| \approx 1.1635893882911$$

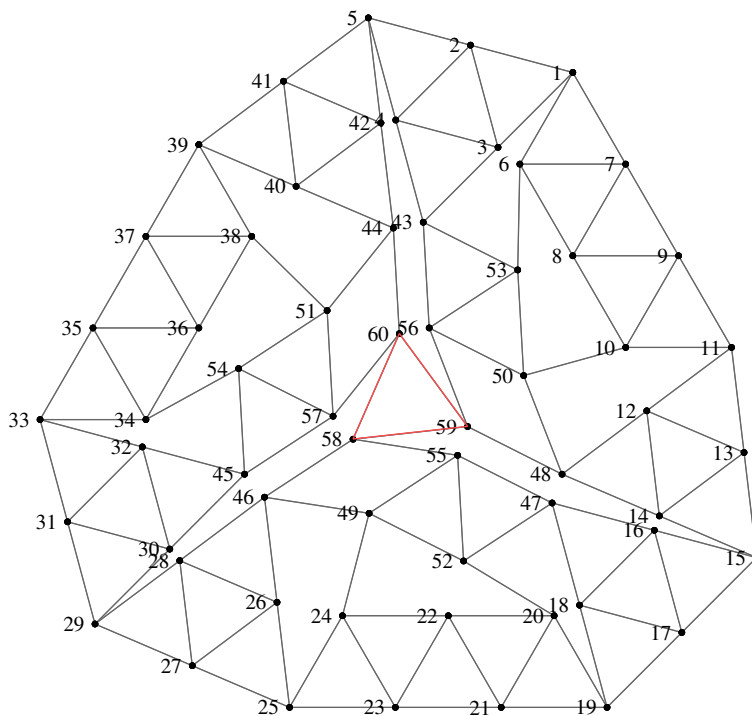


Figure 28: 60 vertices, rotational symmetry of order 3

$$|P58, P60| = |P58, P59| = |P59, P60| \approx 1.0889437641845$$

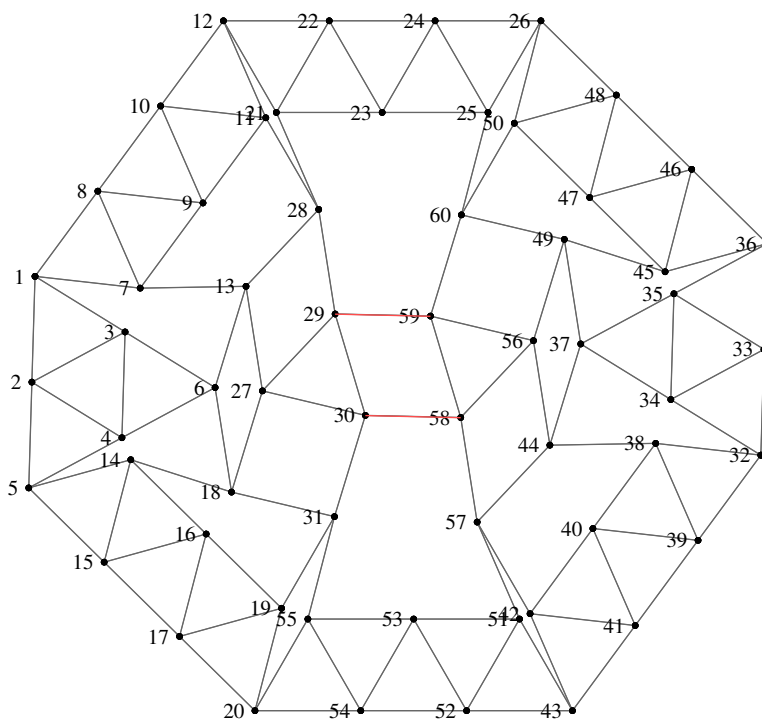


Figure 29: 60 vertices, point symmetry

$$|P_{29}, P_{59}| = |P_{30}, P_{58}| \approx 0.9013368131621$$

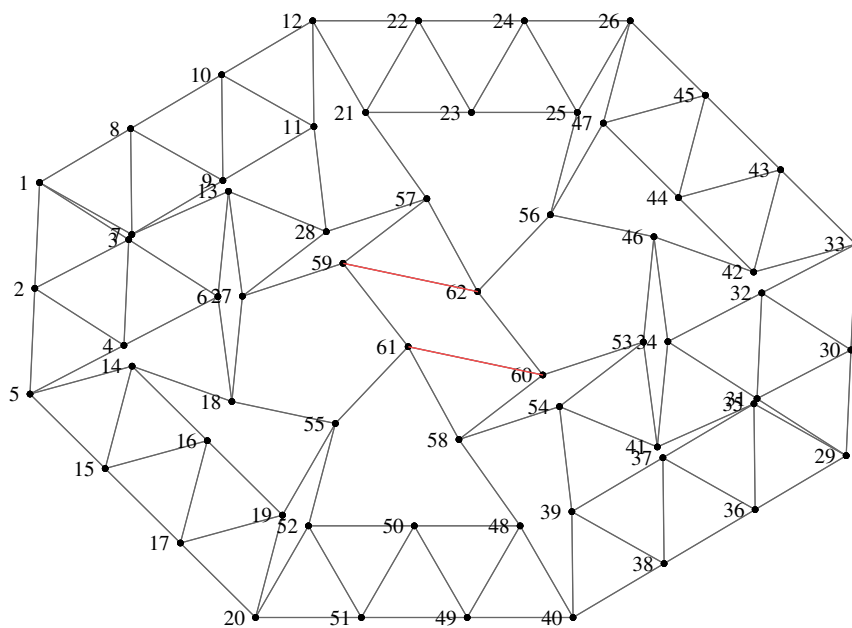


Figure 30: 61 vertices, point symmetry

$$|P_{59}, P_{62}| = |P_{60}, P_{61}| \approx 1.3001527612439$$

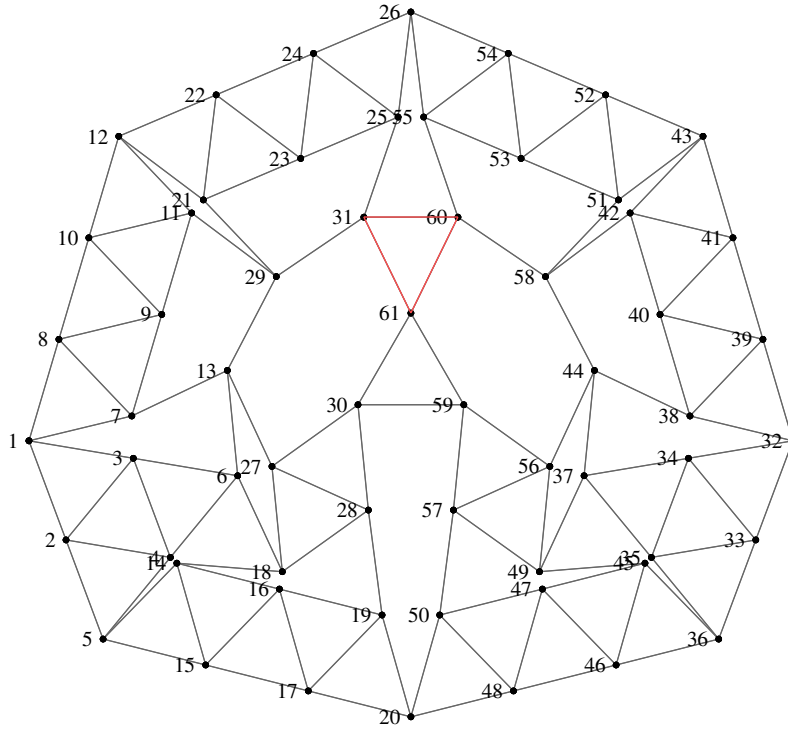


Figure 31: 61 vertices, mirror symmetry

$$|P_{31}, P_{61}| = |P_{60}, P_{61}| \approx 1.0097449640342, |P_{31}, P_{60}| \approx 0.8891556455347$$

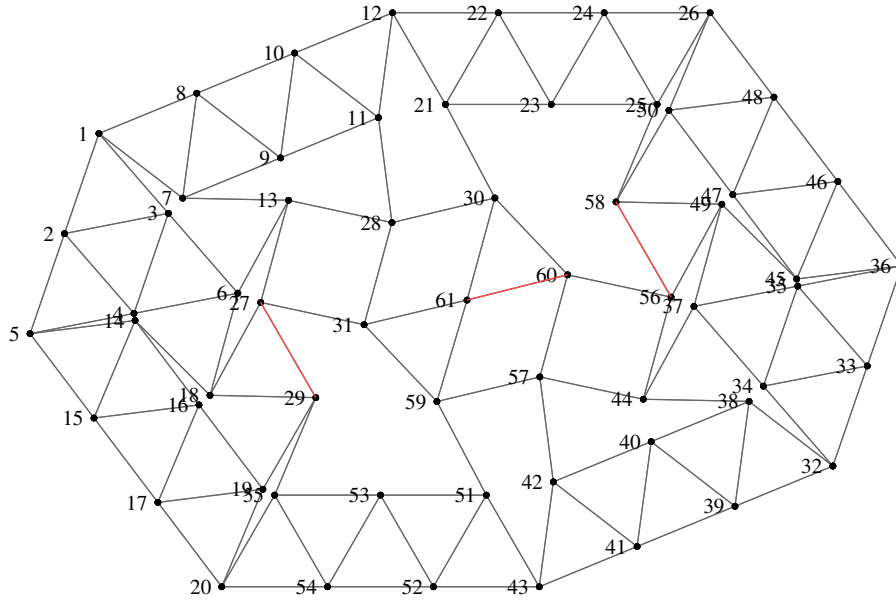


Figure 32: 61 vertices, point symmetry

$$|P_{27}, P_{29}| = |P_{56}, P_{58}| \approx 1.0396024985453, |P_{60}, P_{61}| \approx 0.9805271527232$$

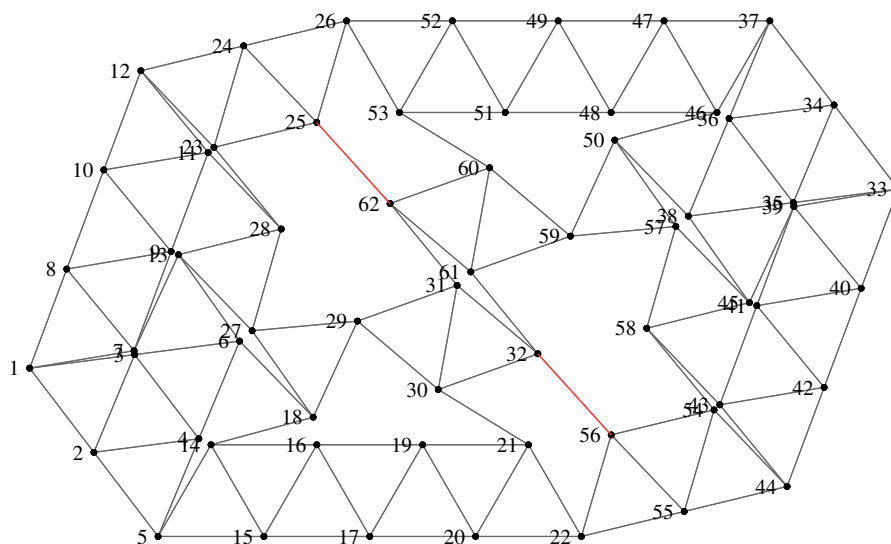


Figure 33: 62 vertices, point symmetry

$$|P_{25}, P_{62}| = |P_{32}, P_{56}| \approx 1.0332092374168$$

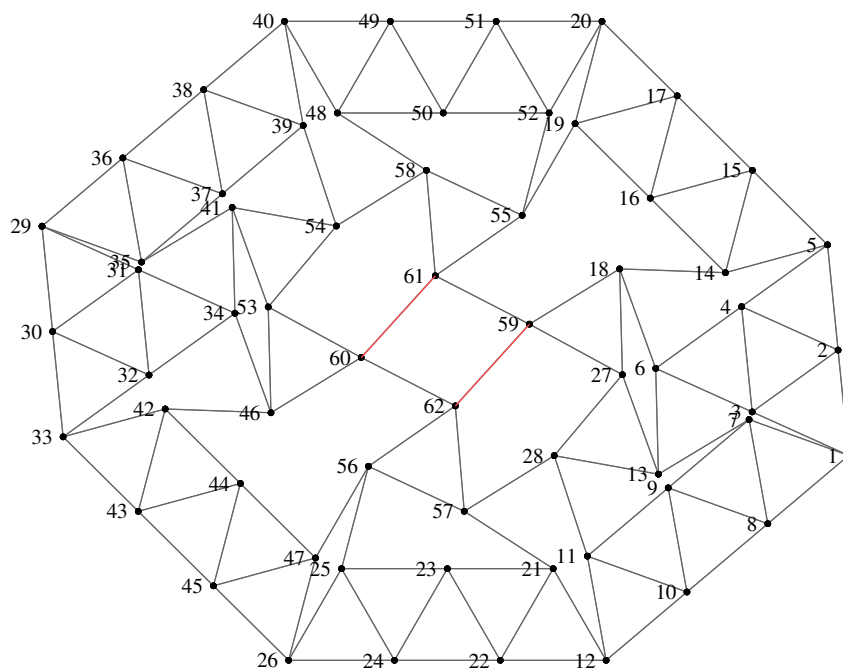


Figure 34: 62 vertices, point symmetry

$$|P_{59}, P_{62}| = |P_{60}, P_{61}| \approx 1.0420956615639$$

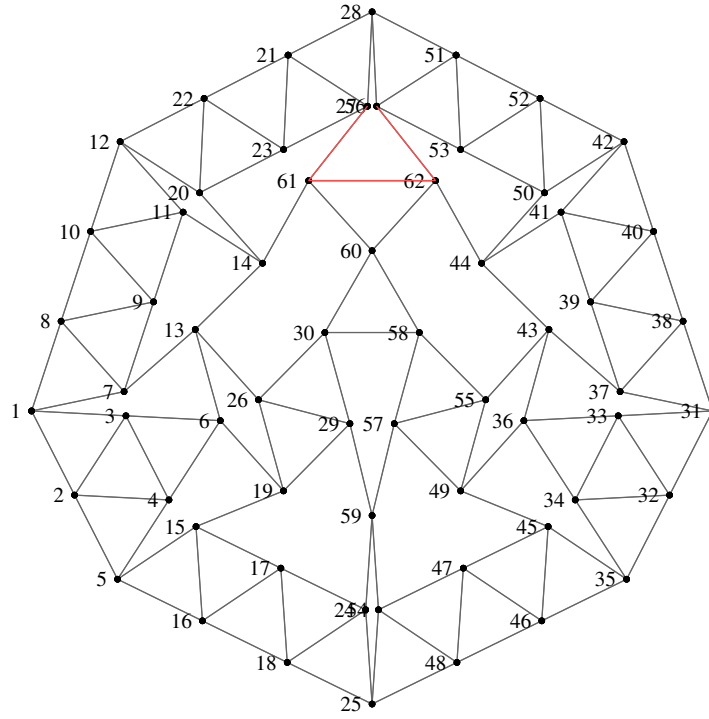


Figure 35: 62 vertices, mirror symmetry

$$|P_{27}, P_{61}| = |P_{56}, P_{62}| \approx 1.0055442035083, |P_{61}, P_{62}| \approx 1.3434011015041$$

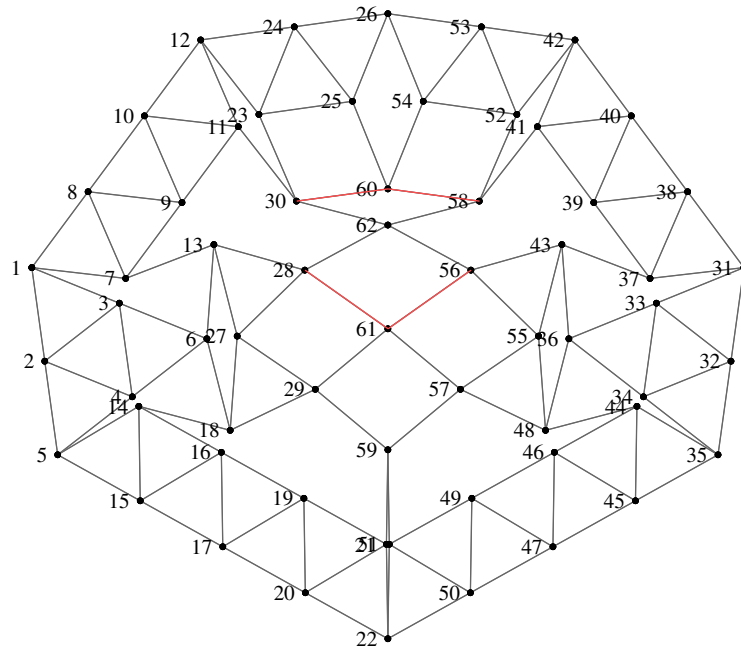


Figure 36: 62 vertices, mirror symmetry

$$|P_{28}, P_{61}| = |P_{56}, P_{61}| \approx 1.0758636208624, |P_{30}, P_{60}| = |P_{58}, P_{60}| \approx 0.9760901086894$$

4 Overview

Figure	vertices	edge 1	edge 2	edge 3	edge 4
5	51	1.00342	0.99302	0.96355	
6	51	1.00058	1.07959	1.13005	
7	51	0.99773	1.05050	0.93795	
8	52	1.06470	1.04591	0.92150	
9	53	1.08182	1.08182		
10	54	0.99040	0.99040		
11	54	0.98623	0.98623		
12	54	1.05871	1.05871		
13	54	1.06649	1.06649		
14	54	1.08978	1.08978		
15	55	1.16808	1.16808		
16	56	0.99443	0.99443		
17	56	1.00800	1.00800		
18	56	1.01604	1.01604		
19	56	1.05343	1.05343		
20	56	1.10774	1.10774		
21	56	1.01425	1.01425	1.01425	1.01425
22	57	1.01268	1.01268	1.01268	
23	57	1.05108	1.05108	1.05108	
24	58	1.01718	1.01718		
25	58	1.03147	1.03147		
26	58	0.90497	0.90497		
27	59	1.03198	1.03198	1.16359	1.16359
28	60	1.08894	1.08894	1.08894	
29	60	0.90134	0.90134		
30	61	1.30015	1.30015		
31	61	1.00974	1.00974	0.88916	
32	61	1.03960	1.03960	0.98053	
33	62	1.03321	1.03321		
34	62	1.04210	1.04210		
35	62	1.00554	1.00554	1.34340	
36	62	1.07586	1.07586	0.97609	0.97609

Table 1

vertices	51	52	53	54	55	56	57	58	59	60	61	62
examples	3	1	1	5	1	6	2	3	1	2	3	4

Table 2

5 How to find minimal 4-regular matchstick graphs

We are interested in all new solutions on 4-regular matchstick graphs. If you find a new graph, a better approximate solution for an already existing graph, or a proof, please submit it to the author's institutional E-Mail address or website contact.

Here we give a brief instruction for the interested reader how minimal 4-regular matchstick graphs could be found.

- Take a close look at all graphs found so far [3]. Study the design from the outer circle to the center. Identify rigid and flexible subgraphs (triangles, rhombuses, etc.).
- First construct the frame of the graph using only equilateral triangles. Then built bigger rigid subgraphs of 1, 3, 5, or 7 triangles (see Figure 37). Construct the graph from outside to inside. It is always helpful using a mirror or point symmetry for the frame. Asymmetric graphs are the most difficult types to handle.

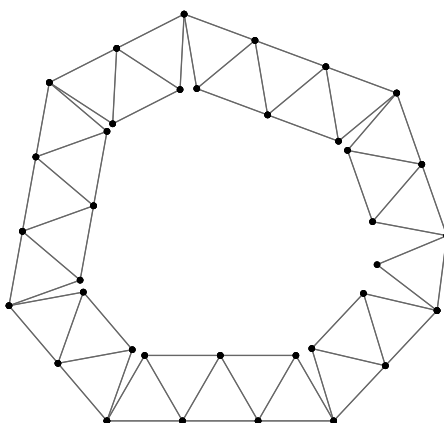


Figure 37: The frame of an asymmetric 4-regular matchstick graph

- Use the free software MATCHSTICK GRAPHS CALCULATOR (MGC) [2] available on the author's website. The MGC contains a brief description of the construction language and a manual for using the function buttons.
- Use a CAD software. All graphs from this article and many others graphs are included into the MGC and can be downloaded as DXF, SVG, and some other files.
- Experiment with already existing graphs. Use subgraphs for creating new graphs.
- Do not use matchsticks. Even they give the name of such graphs, matchsticks are the worst possible method to construct such graphs. They are simply too inaccurate.
- Better use flexi filing strip fasteners. Some of the author's graphs have been found with this kind of model. Pictures can be found in [7].
- Be creative and develop new methods. Perhaps automated methods using artificial intelligence are the key to success.

6 References

- [1] Heiko Harborth, *Match Sticks in the Plane*, The Lighter Side of Mathematics. Proceedings of the Eugène Strens Memorial Conference of Recreational Mathematics & its History, Calgary, Canada, July 27 – August 2, 1986 (Washington) (Richard K. Guy and Robert E. Woodrow, eds.), Spectrum Series, The Mathematical Association of America, 1994, pp. 281 – 288.
- [2] Stefan Vogel, *Matchstick Graphs Calculator* (MGC), a software for the construction and calculation of unit distance graphs and matchstick graphs, (2016 – 2019).
<http://mikematics.de/matchstick-graphs-calculator.htm>
- [3] Mike Winkler, *A catalogue of 4-regular matchstick graphs with 63 – 70 vertices and (2; 4)-regular matchstick graphs with less than 42 vertices which contain only two vertices of degree 2*, May 2017.
<https://arxiv.org/abs/1705.04715>
- [4] Mike Winkler, Peter Dinkelacker, and Stefan Vogel, *New minimal (4; n)-regular matchstick graphs*, Geombinatorics Volume XXVII, Issue 1, July 2017, Pages 26 – 44.
<https://arxiv.org/abs/1604.07134>
- [5] Mike Winkler, Peter Dinkelacker, and Stefan Vogel, *On the existence of 4-regular matchstick graphs*, April 2017.
<https://arxiv.org/abs/1705.00293>
- [6] Mike Winkler, Peter Dinkelacker, and Stefan Vogel, *Streichholzgraphen 4-regulär und 4/n-regulär ($n > 4$) und 2/5*, thread in a graph theory internet forum, used nicknames: P. Dinkelacker (haribo), M. Winkler (Slash).
<https://tinyurl.com/y3tywma8>
- [7] Mike Winkler and Stefan Vogel, *4-regulärer Streichholzgraph mit 88 Kanten und 44 Knoten*, thread in a graph theory internet forum, used nickname: M. Winkler (Slash).
<https://tinyurl.com/y653xrxx>