

# Bayesian Nash Equilibrium in First-Price Auction with Discrete Value Distributions\*

Weiran Shen<sup>1</sup>, Zihe Wang<sup>2</sup>, and Song Zuo<sup>3</sup>

<sup>1</sup>IIS, Tsinghua University  
emersonswr@gmail.com

<sup>2</sup>ITCS, Shanghai University of Finance and Economics  
wang.zihe@mail.shufe.edu.cn

<sup>3</sup>Google Research  
szuo@google.com

December 8, 2021

## Abstract

First price auctions are widely used in government contracts and industrial auctions. In this paper, we consider the Bayesian Nash Equilibrium (BNE) in first price auctions with discrete value distributions. We study the characterization of the BNE in the first price auction and provide an algorithm to compute the BNE at the same time. Moreover, we prove that the BNE is unique. Some of the previous results in the case of continuous value distributions do not apply to the case of discrete value distributions. In the meanwhile, the uniqueness result in discrete case cannot be implied by the uniqueness property in the continuous case.

Unlike in the continuous case, we do not need to solve ordinary differential equations and thus do not suffer from the solution errors therein. Compared to the method of using continuous distributions to approximate discrete ones, our experiments show that our algorithm is both faster and more accurate.

The results in this paper are derived in the asymmetric independent private values model, which assumes that the buyers' value distributions are common knowledge.

---

\*The codes for solving the BNE in our setting can be found at [https://github.com/emersonswr/discrete\\_fpa\\_bne](https://github.com/emersonswr/discrete_fpa_bne)

# 1 Introduction

Recently, the display advertising industry has switched from second-price to first-price auctions,<sup>1</sup> and one important reason is that some advertisers no longer trust the exchange to honestly follow the second-price auction rules [25]. From a bidder’s point of view, he does not trust the auctioneer since the auctioneer could also benefit from manipulating the auction rules after observing the sealed bids [1]. Akbarpour and Li [1] show that the first-price auction is the unique *credible* and *static* optimal auction, which may be one potential backing theory for the trend of adopting the first-price auction in the ad exchange industry. Akbarpour and Li [1] also prove that no mechanism is static, credible, and strategy-proof (incentive compatible) at the same time. In particular, being credible means that it is incentive compatible for the auctioneer to follow the rules and being static roughly means that the auction is sealed-bid. Therefore, the first-price auction naturally becomes the only choice for the ad exchange industry, in which credibility becomes a major concern and sealed-bid is also critical to keep the auction process time-efficient for production needs.

In contrast to the crucial needs from practice, the understanding of the first-price auction from auction theory remains shallow compared with that of other direct auctions. The essential obstacle is the complex equilibrium structure in first-price auctions. Following the first step by Vickrey [26] for the symmetric setting, it has been a tough and long journey towards the existence, the uniqueness and the computation of the Bayesian Nash equilibrium of first-price auctions in general settings. Plum [22] covers the power distribution  $F_1(x) = x^\mu$  and  $F_2(x) = (\frac{x}{\beta})^\mu$  with the same support. Kaplan and Zamir [12] solve the problem for uniform distributions with different support.

In this paper, with the application in ad auctions as one of the important motivations, we focus on the computation of BNEs in first-price auctions (with or without reserve prices) where the bidders’ values are independently drawn from discrete prior distributions. We study the discrete value setting for several reasons. First, it is a basic setting with a different structure from the continuous case. The results in the discrete setting can provide us with more structural insights that can not be obtained from the continuous case. Second, such a setting is more realistic in practice. Consider the situation where prior information is expensive or impossible to acquire. In such situations, we might only have historical samples of the buyer’s values, and it is reasonable to aggregate these discrete values to form a discrete empirical distribution.

Our algorithm does not involve ordinary differential equations, which makes our algorithm robust and much faster.

---

<sup>1</sup>The winners now *pay the bid price* in the *Exchange Bidding* auctions by Google Ad Manager (Google’s display ad-serving system for publishers). In Exchange Bidding auctions, the exchanges bid to compete for ad requests from publishers <https://support.google.com/admanager/answer/7128958>.

## 1.1 Our Contributions

- We give an efficient algorithm to find the BNE of the first price auction. For any possible bid, by scrutinizing the bidders who might report it, we give a clear characterization of the BNE in the discrete setting. Previous methods make use of Nash’s Theorem to prove the existence of the equilibrium in the continuous case, while we provide a constructive proof in the discrete case.
- We show that the equilibrium is unique in the discrete case (Theorem 11). The uniqueness result by Lebrun [16] relies on a technical assumption about buyers’ value distributions. In contrast, we do not need any assumption. Furthermore, in the continuous case, we need to be very careful when a buyer’s value is near the smallest value. In the discrete case, each buyer’s strategy around the smallest value has relatively nice properties.

## 1.2 Related Works

Besides the closed-form solution of the equilibrium, there is also a line of papers that focus on other aspects of the problem [24, 23, 21]. The existence of a Bayesian Nash equilibrium is given by Lebrun [13], Maskin and Riley [19], Athey [2]. They first show the existence for discrete distributions by applying Nash’s Theorem. Then they show the existence in the continuous case by constructing a series of discrete distributions that approaches the actual continuous case. In this paper, we prove the existence result by construction.

After proving the existence of the BNE, researchers began to consider the its uniqueness. For symmetric distributions, Chawla and Hartline [4] prove the uniqueness by ruling out asymmetric equilibria. For asymmetric distributions, Maskin and Riley [20] show that the equilibrium is unique for symmetric distributions with the assumption that there is positive mass at the lower possible value. Lebrun [14, 16] prove the uniqueness for more general settings but still with the assumption that the cumulative value distribution functions are strictly log-concave at certain points. Escamocher et al. [5] investigates the existence and the computation of BNEs in the discrete case, under the assumption that bidders can only place discrete bids. They consider both the randomized tie-breaking and the Vickery tie-breaking and give different results.

However, both the continuous and the discrete case without assumptions are still left open. In this paper, we solve the discrete value distribution case.

In the numerical analysis literature, Marshall et al. [18] give the first numerical analysis for two special distributions. Their backward-shooting method then become the standard method for computing the equilibrium strategies of asymmetric first-price auctions [3, 6, 17]. The backward shooting method first computes the smallest winning bid, then repeatedly guess the largest winning bid and then solving ordinary differential equations all the way down in the bid space to see if the smallest winning bid given by the solution to the differential equations matches the actual one. One common issue of this method is the

computation error in solving ordinary differential equations. Bajari [3] uses a polynomial to approximate the inverse bidding strategy. To compute a solution with high precision, Gayle and Richard [9] use Taylor-series expansions. Our method belongs to the backward-shooting category. We do not need to solve ordinary differential equations, but the algorithm still needs to repeatedly guess the largest winning bid. Fibich and Gavish [8] propose a forward-shooting method and numerically solve the case with power-law distributions. However this forward-shooting method does not work in the discrete case.

## 2 Preliminaries

### 2.1 Model

Suppose the seller has one item for sale and there are  $n$  potential buyers  $N = \{1, \dots, n\}$ . The item is sold through a sealed-bid first-price auction. Each buyer has a private value for the item, which is drawn according to a publicly known value distribution. In our setting, we consider the case where the each buyer's value distribution is discrete. Also, we assume that for buyer  $i$ , the value support is a finite set  $\{v_i^1, v_i^2, \dots, v_i^{d_i}\}$  with cumulative distribution function  $G_i$ . Without loss of generality, we assume  $0 \leq v_i^1 < v_i^2 < \dots < v_i^{d_i}$ .

Every buyer places a nonnegative bid  $b_i$  simultaneously. Let  $F_i(b_i)$  denote the cumulative distribution function of buyer  $i$ 's bids. We assume that buyers have quasi-linear utilities and no buyer overbids, i.e., no buyer will place a bid that is higher than his value. The buyer with the highest bid wins the item and pays what he bids. Each buyer's strategy is a mapping from his private value to his bid. The strategies form a Bayesian Nash Equilibrium (BNE) if no bidder has an incentive to change his strategy unilaterally in the Bayesian setting.

In the continuous value setting, each buyer's strategy maps a value to a bid. For example, suppose there are two i.i.d. buyers with value uniformly distributed between  $[0, 1]$ . In the BNE, each buyer bids half of his private value.

But in the discrete setting, each buyer's strategy is randomized, and maps a value to a set of possible bids, with a certain probability distribution. Consider the following example.

**Example 1.** *There are two i.i.d. buyers. Each buyer has value 1 and 2 with probability 0.5. In the equilibrium, when a buyer's value is 2, it is possible for him to place any bid in  $[1, 1.5]$ , and the bid density function is  $\frac{1}{(2-x)^2}, \forall x \in [1, 1.5]$ . When a buyer's value is 1, the buyer bids 1 with probability 1.*

Our objective is to find the bidding strategies that constitute a Bayesian Nash equilibrium. Before we start, we need to make an assumption of the tie-breaking rule to guarantee the existence of an equilibrium. To see this, suppose there are multiple highest bids, and we allocate the item randomly among the corresponding buyers. In the following example, there is no BNE.

**Example 2** (Maskin and Riley [19]). *There are two buyers. Buyer 1 has two*

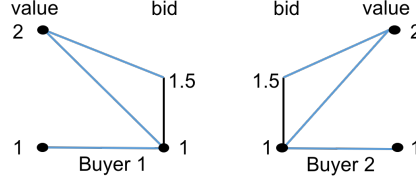


Figure 1: The equilibrium strategy of two i.i.d. buyers with uniform  $\{1, 2\}$  value distribution. Although the value distribution is discrete, the bids are continuous.

possible values  $\{1, 2\}$ , both with probability 0.5, and Buyer 2 has only one possible value 1, with probability 1.

Suppose there is a BNE. There are 2 possible cases in the equilibrium.

- Buyer 2 always bids 1. Buyer 1 has value 2, he wins with probability 1 if he bids  $1 + \epsilon$  where  $\epsilon$  is a small positive number. Buyer 1's utility is  $2 - 1 - \epsilon$ . Thus buyer 1 always prefers a smaller  $\epsilon$  as long as  $\epsilon > 0$ . However if he chooses  $\epsilon$  to be zero, Buyer 1 wins with probability 0.5 and the utility drops to  $(2 - 1) * 0.5 = 0.5$ . Thus Buyer 1 with value 2 has no best response.
- Buyer 2 bids 1 with probability strictly less than 1. Consider the lowest possible bid  $\underline{b}$  that any buyer would place. Since no buyer overbids, we have  $\underline{b} < 1$ . If both buyers bid  $\underline{b}$  with positive probability then they both have incentives to bid  $\underline{b} + \epsilon$ . It cannot be a BNE. If one buyer bids  $\underline{b}$  with zero probability then the other buyer will not bid  $\underline{b}$  because he will lose. It cannot be a BNE.

It turns out that there is no BNE in this example if we break ties randomly. We consider an alternative tie-breaking rule introduced by Maskin and Riley [19]. When there are multiple highest bids, we will allocate the item to the buyer with the highest value.

**Assumption 1** (Maskin and Riley [19]). *Ties are broken by running a Vickrey auction among the highest buyers.*<sup>2</sup>

In the continuous value setting, this assumption is unnecessary, but in the discrete value setting, we need this assumption to deal with best response issue. Without this assumption, we will still get an approximate BNE using our algorithm. We will discuss more about this assumption (see Example 3).

<sup>2</sup>This can be implemented by letting the highest buyers submit new bids.

## 2.2 Some basic properties

To assist later arguments, we restate several properties of the Bayesian Nash equilibrium, mainly summarized by Maskin and Riley [20].<sup>3</sup> Giving all buyers' strategies, if any buyer can win with a certain positive probability by bidding  $b$  then we call  $b$  a *winning bid*. Without loss of generality, we assume the set of winning bids is closed and there exists a smallest winning bid  $\underline{b}$ . As long as a buyer's bid is higher than or equal to  $\underline{b}$ , he can win with a certain probability. If buyers' strategies form a BNE, the smallest winning bid  $\underline{b}$  will be determined uniquely by the buyers' value distributions, which will be further discussed in Section 5.

According to Example 1, a buyer with a certain value  $v_i^j$  may place multiple bids. Let  $S_i(v_i^j)$  be the set of possible bids for buyer  $i$  when he has value  $v_i^j$ . Denote buyer  $i$ 's all possible bids by  $S_i$ , i.e.,  $S_i = \bigcup_j S_i(v_i^j)$ .

Maskin and Riley [20] show that for any winning bid  $b$ , there are at least two buyers  $i$  and  $j$ , such that  $b \in S_i$  and  $b \in S_j$ .

**Lemma 1** (Maskin and Riley [20]). *In the BNE of the first-price auction, for buyer  $i$  and any  $b_i > \underline{b}$ , if  $b_i \in S_i$ , then there must exist another buyer, who bids in  $(b_i - \epsilon, b_i)$  with positive probability for any  $\epsilon$ .*

*Proof.* Buyer  $i$ 's utility is positive since he can bid  $\underline{b} + \epsilon$  which implies positive winning probability and positive utility conditioned on winning. There is no buyer who bids  $b_i$  with positive probability, otherwise buyer  $i$  can increase his utility by bidding  $b_i + \epsilon$ . If there is another buyer who bids in  $(b_i - \epsilon, b_i)$  with zero probability, then buyer  $i$  has an incentive to decrease his bid to  $b_i - \epsilon$  and strictly increases his utility.  $\square$

Maskin and Riley [20] show that, in first price auctions, a buyer would not give a particular bid with positive probability when this bid is larger than or equal to  $\underline{b}$ .

**Lemma 2** ([20]). *For any buyer  $i$ , there is no mass point above  $\underline{b}$  in buyer  $i$ 's bid distribution.*

The following lemma shows that when a buyer's value is larger than or equal to  $\underline{b}$ , his bidding strategy is monotone in his value.

**Lemma 3** ([20]). *For each buyer, bidding strategy is monotone in value, i.e.,  $\max S_i(v_i^j) \leq \min S_i(v_i^{j+1})$  for  $v_i^j \geq \underline{b}$ .*

Let  $\phi_i(\cdot)$  denote the buyer's inverse bid function, i.e.,  $\phi_i(b)$  is the value of buyer  $i$  when he bids  $b$ . If  $b$  is in the intersection of  $S_i(v)$  and  $S_j(v)$ ,  $\phi_i(b)$  will be specified when it is mentioned.

---

<sup>3</sup>Although they assume twice continuously differentiable value distributions and the buyers have the same upper limit of values, the lemmas still hold for the present setting.

### 2.3 Construct BNE given each buyer's possible bids

Our objective is to compute every buyer's strategy in BNE. Since a buyer's bidding strategy is monotone, it suffices to compute the bid distribution because we can map a buyer's value to a bid with the same quantile in his bid distribution. When the bid support is not continuous, there might exist two bids with same quantile. However we will specify the exact bid given a buyer's value.

In this subsection, we show that we can get the bid distribution if we know for any specific bid, who submit this bid in the equilibrium if necessary.

**Definition 1.** *The set of buyers whose bidding strategies include  $x$  is called "bidding set", denoted by  $\Lambda(x)$ .*

When there is no ambiguity, we use  $\Lambda$  instead. The following theorem is about the relationship between bid distribution and  $\Lambda$ . For any buyer set  $\Lambda$ , let  $F_\Lambda(x)$  denote the product of the cumulative bid distribution of buyers in  $\Lambda$ , i.e.,  $F_\Lambda(x) = \prod_{i \in \Lambda} F_i(x)$ . We abuse notation and use  $v_i(x)$  to represent player  $i$ 's value when he bids  $x$  in the equilibrium, and also define

$$h_i(x) = \frac{1}{|\Lambda(x)| - 1} \left( \sum_{j \in \Lambda} \frac{1}{v_j - x} \right) - \frac{1}{v_i - x}, \forall i \in \Lambda.$$

**Theorem 1.** *Suppose  $\Lambda(x)$  is constant in bid interval  $(b_1, b_2)$ , and  $v_i(x)$  is constant for  $x \in (b_1, b_2), i \in \Lambda(x)$ . Then the bid distribution of every buyer in  $\Lambda$  is differentiable in this interval. In fact, for any  $x \in (b_1, b_2)$  we have*

$$\frac{f_i(x)}{F_i(x)} = h_i(x), \forall i \in \Lambda$$

With this theorem, we start from the highest bid in the union of everyone's bid support and let the bid decrease. At each bid, the above theorem tells the density of this bid. At last we will get the full bid distribution.

*Proof.* For any bid  $x \in (b_1, b_2)$ , we have

$$u_i(v_i) = (v_i - x)F_{N \setminus \Lambda}(x)F_{\Lambda \setminus i}(x), \forall i \in \Lambda \quad (1)$$

Since buyers in  $N \setminus \Lambda$  do not bid in interval  $(b_1, b_2)$ ,  $F_{N \setminus \Lambda}(x)$  equals to  $F_{N \setminus \Lambda}(b_1)$ . After multiplication over  $i \in \Lambda$ , we have

$$\prod_{i \in \Lambda} u_i(v_i) = \prod_{i \in \Lambda} (v_i - x)(F_\Lambda(x))^{|\Lambda| - 1} (F_{N \setminus \Lambda}(b_1))^{|\Lambda|}$$

We use Eq. (1) to cancel out the term  $F_\Lambda(b_1)$  and get

$$F_i(x) = \frac{v_i - x}{u_i(v_i)} \left( \prod_{i \in \Lambda} \frac{u_i(v_i)}{v_i - x} \right)^{\frac{1}{|\Lambda| - 1}} (F_{N \setminus \Lambda}(x))^{-\frac{1}{|\Lambda| - 1}}$$

Since the right hand side of the equation is differentiable with  $x$ , the left hand side  $F_i(x)$  is differentiable. Take derivatives on both sides, we get

$$\begin{aligned} f_i(x) &= \left[ \frac{1}{|\Lambda| - 1} \left( \sum_{j \in \Lambda} \frac{1}{v_j - x} \right) - \frac{1}{v_i - x} \right] F_i(x) \\ &= h_i(x) F_i(x). \end{aligned}$$

□

### 3 Possible bids conditioned on each value

A BNE consists of  $n$  buyers' strategies. Each buyer's strategy consists of a set of strategies conditioned on the value. In this section, we characterize the basic component  $S_i(v_i^j)$ , the possible bids from buyer  $i$  when his value is  $v_i^j$ . We prove that the closure of the support of  $S_i(v_i^j)$  is an interval when  $v_i^j \geq \underline{b}$ .

When buyers' values are continuous, Theorem 1 in [14] proves that the support of a bidding strategy is connected for every buyer. This result no longer holds in the discrete value setting. Example 3 gives a value distribution and the bid distribution in the BNE. Fig. 2 gives the bid structure in the equilibrium. In this example, Buyer 3's possible bids have two parts.

**Example 3.** *There are 4 buyers with discrete value distribution  $G$ .*

$$\begin{aligned} G_1(x) &= \begin{cases} 1 & x = 20 \\ \frac{11\sqrt{7}}{24\sqrt{3}} & x = 10 \\ \frac{\sqrt{77}}{12\sqrt{2}} & x = 2 \end{cases} & G_2(x) &= \begin{cases} 1 & x = 14 \\ \frac{4}{\sqrt{21}} & x = 13 \\ \frac{2\sqrt{22}}{7\sqrt{7}} & x = 1 \end{cases} \\ G_3(x) &= \begin{cases} 1 & x = 20 \\ \frac{11}{12} & x = 9 \end{cases} & G_4(x) &= \begin{cases} 1 & x = 12 \\ \frac{3\sqrt{3}}{2\sqrt{7}} & x = 1 \end{cases} \end{aligned}$$

To show BNE, it is equivalent to show the bid distribution.

$$\begin{aligned} F_1(x) &= \begin{cases} \frac{11}{20-x} & x \in (8, 9] \\ \frac{11}{12} \sqrt{\frac{2(20-x)}{(14-x)(12-x)}} & x \in (6, 8] \\ \frac{77}{48} \sqrt{\frac{10-x}{(9-x)(13-x)}} & x \in [2, 6] \end{cases} & F_2(x) &= \begin{cases} \sqrt{\frac{8(14-x)}{(20-x)(12-x)}} & x \in (6, 8] \\ \frac{8}{7} \sqrt{\frac{13-x}{(10-x)(9-x)}} & x \in [2, 6] \\ \frac{2\sqrt{22}}{7\sqrt{7}} & x = 1 \end{cases} \\ F_3(x) &= \begin{cases} \frac{11}{20-x} & x \in [8, 9] \\ \frac{11}{6} \sqrt{\frac{7(9-x)}{3(10-x)(13-x)}} & x \in [2, 6] \end{cases} & F_4(x) &= \begin{cases} \sqrt{\frac{18(12-x)}{(20-x)(14-x)}} & x \in [6, 8] \\ \frac{3\sqrt{3}}{2\sqrt{7}} & x = 1 \end{cases} \end{aligned}$$

We can prove a weaker result. W.l.o.g., we can assume  $S_i(v_i^k)$  is a connected interval by taking its closure, i.e., adding some isolated points.

**Theorem 2.** *The closure of the support of  $S_i(v_i^j)$  is an interval when  $v_i^j \geq \underline{b}$ .*



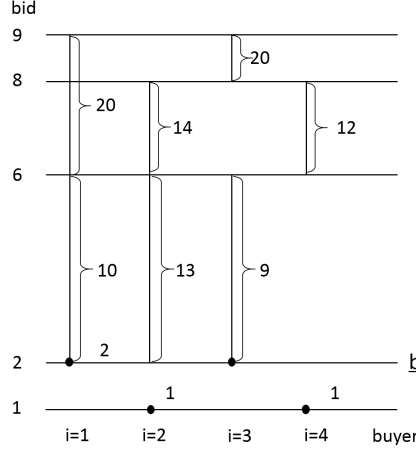


Figure 2: Each value's possible bids are represented by braces. A dot means there is positive probability giving that bid. Buyer 1 with value 2 and Buyer 3 with value 9 both bid 2. According to the Assumption 1, Buyer 3 beat Buyer 1 in this case.

If the distribution is dense enough, e.g. Buyer 3 has some probability on the values between  $(9, 20)$ , Buyer 3's bid support will be connected.

**Remark:** In Example 3, ties happen with zero probability when winning bid is greater than  $\underline{b}$ . Ties happen with strict positive probability when winning bid is  $\underline{b}$ . Buyer 1 with value 2 bids 2 and Buyer 3 with value 3 also bids 2. By Assumption 1, Buyer 3 is the winner since he has a greater value. Actually, Assumption 1 is only used in dealing with the best response issue when players tie at the smallest winning bid  $\underline{b}$ . Suppose the unique BNE under this assumption is  $\mathcal{E}$ . We can create an approximate BNE with  $\epsilon$ -BNE  $\mathcal{E}'$  which does not need the tie-breaking assumption, i.e., the highest bid are resolved randomly. The only change is that when a player is supposed to bid  $\underline{b}$  in  $\mathcal{E}$  and this player's value is larger than  $\underline{b}$ , we let this player bid  $\underline{b} + \epsilon$  in  $\mathcal{E}'$  instead. Therefore, the tie-breaking rule can be viewed as a way of obtaining an approximate BNE. Once the output of the algorithm is obtained, it still is an approximate BNE even without the tie-breaking rule.

## 4 The bidding set $\Lambda(x)$

In previous sections, we demonstrate each buyer's strategy consists of several intervals. A natural question is where do these different intervals from different buyers lie in the bid space? We answer this question by computing the set of buyers who would bid  $x$ , i.e.,  $\Lambda(x)$ . In this section, we focus on the characterization of how  $\Lambda(x)$  changes.

**Definition 2.** When bidding set changes at  $x$ , we use  $\Lambda^+(x)$  and  $\Lambda^-(x)$  to denote the buyers who bid in the upper neighborhood and lower neighborhood around  $x$ , i.e.,

$$\Lambda^+(x) = \{i \mid \exists \epsilon > 0, \text{ buyer } i \text{'s bidding interval covers interval } (x, x + \epsilon)\},$$

$$\Lambda^-(x) = \{i \mid \exists \epsilon > 0, \text{ buyer } i \text{'s bidding interval covers interval } (x - \epsilon, x)\}.$$

We call buyers in  $N - \Lambda(x)$  as the waiting list at bid  $x$ . Take Fig. 2 as an example,  $\Lambda(8.5) = \{1, 3\}$ ,  $\Lambda^+(6) = \{1, 2, 4\}$  and  $\Lambda^-(6) = \{1, 2, 3\}$ . The waiting list at  $x = 8.5$  is  $\{2, 4\}$ .

When a bid interval  $S_i(v_i^j)$  starts or ends at bid  $x$ ,  $\Lambda(x)$  changes. We consider what the initial bidding set is and how it changes in Section 4.1.

#### 4.1 The change in the bidding set

It is possible that the bidding set remains the same around some bid, but the corresponding value of some buyer has changed. We also identify this case as a change.

**Lemma 4.** If buyer  $i$  with value  $v_i$  enters the bidding set  $\Lambda$  at point  $b$ , then we have

$$\frac{1}{|\Lambda^+(b)| - 1} \sum_{j \in \Lambda^+(b)} \frac{1}{v_j - x} \leq \frac{1}{v_i - x}, \forall x \in (b, b + \epsilon).$$

$$\frac{1}{|\Lambda^-(b)| - 1} \sum_{j \in \Lambda^-(b)} \frac{1}{v_j - x} \geq \frac{1}{v_i - x}, \forall x \in (b - \epsilon, b)$$

*Proof.* The first inequality is because buyer  $i$  has no incentive to bid  $b + \epsilon$  instead of  $b$ . The second inequality is because of Theorem 1.  $\square$

The probability of a buyer's value should equal to the cumulative probability of the its bids in the bid distribution. By Theorem 2, the bid set  $S$  of a specific value is a connected interval.  $S$  begins at some bid  $x$ . As bid  $x$  goes down, the cumulative probability of  $S$  increases. When this cumulative probability matches the probability of the value, interval  $S$  ends. Formally,

**Theorem 3.** Buyer  $i$  with value  $v_i^k$  leaves the bidding set at  $x$  when the cumulative probability of bidding set equals to the probability of the value, i.e.,  $F_i(\max S_i(v_i^k)) - F_i(x) = G_i(v_i^k) - G_i(v_i^{k-1})$ .

Take Fig. 2 as an example,  $S_1(20)$  begins at bid 9 and accumulate the probability until bid 6. The cumulative probability of  $S_1(20)$  is  $F_1(9) - F_1(6) = 1 - \frac{11}{24}\sqrt{\frac{7}{3}}$  which equals the probability of value 20.

When some of buyers join the bidding set, by Lemma 7, we also have the following property. It can be proved by a contradiction argument.

**Theorem 4.** *When buyers enter the bidding set from the waiting list, the buyer with smaller value can not leave strictly before the buyer with larger or same value.*

Up to now, we only have the characterization in one direction where the buyer enters the bidding set from the waiting list, in the other direction there might exist many bid positions where the buyer can enter the bidding set. However, the following theorem gives the method to uniquely determine the position.

**Theorem 5.** *Suppose buyer  $i$  has the largest value  $v_i$  in the waiting list, he will enter the bidding set immediately when one of the conditions is satisfied.*

- $|\Lambda| \leq 1$  and  $v_i > x$ .
- $\frac{1}{v_i - x} \leq \frac{1}{|\Lambda| - 1} \sum_{i \in \Lambda} \frac{1}{v_j(x) - x}$  (or  $h_i(x) \geq 0$ ) and  $v_i > x$ .

We explain the process by Example 3. Look at the local structure around bid 6. Bidding set  $\Lambda^+(6)$  is  $\{1, 2, 4\}$ . Buyer 1, 2 and 4 have consumed all their

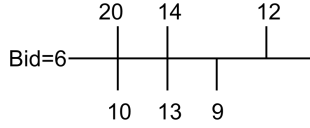


Figure 3: bidding set changes example

current value probability at bid 6, they all leave the bidding set which becomes empty. Then the waiting list contains all buyers. Buyer 2 has the largest value 13 in the waiting list. Since there is no buyer in the bidding set, according to Theorem 5, buyer 2 joins the bidding set.

Next, buyer 1 has the largest value in the waiting list. Since there is only one buyer in the bidding set, according to Theorem 5, he also joins the bidding set.

Next, buyer 3 and 4 are in the waiting list with value 9 and 1. We check if Buyer 3 could enter the bidding set at bid 6. Since condition  $1/(9 - 6) \leq 1/(10 - 6) + 1/(13 - 6)$  is satisfied, buyer 3 joins the bidding set. Buyer 4 has value 1 which is smaller than the bid, so we stop adding more buyers. After the operation, we have  $\Lambda(6) = \{1, 2, 3\}$ .

To determine the exact entrance position, we introduce  $\phi^*(x)$ .

**Definition 3.** *Given the bid  $x$ , define virtual value  $\phi^*(x)$  that satisfies the function:*

$$\frac{1}{|\Lambda(x)| - 1} \sum_{i \in \Lambda(x)} \frac{1}{v_i - x} = \frac{1}{\phi^*(x) - x}$$

The definition of  $\phi^*(x)$  is based on  $\Lambda(x)$ . When  $\Lambda(x)$  changes,  $\phi^*(x)$  also changes as a consequence.

**Theorem 6.**  *$\phi^*(x)$  strictly decreases as  $x$  decreases.*

## 5 Algorithm

We know how the bidding set changes given a bidding set. The remaining problems are what the largest winning bid  $\bar{b}$  is and what the initial bidding set  $\Lambda(\bar{b})$  is. Actually given  $\bar{b}$ , we can obtain  $\Lambda(\bar{b})$  easily. It is just an extreme case by setting bidding set  $\Lambda^+(\bar{b})$  to be empty and we can compute how it changes using the same way.

If the highest winning bid  $\bar{b}$  is given, we can compute the BNE in the following way. We let the bid decrease from  $\bar{b}$  gradually and compute how bidding set changes by Theorems 3 and 5. For any bidding set  $\Lambda(b)$ , we can compute the probability density at this bid and obtain the BNE. In this process, either when the bidding set reduces to one buyer and no other buyer can be added in or when the bid reaches zero, the bid stops decreasing and the algorithm ends.

However we don't know the highest winning bid  $\bar{b}$  in the beginning. We can guess one and generate a structure using the method described above. Different highest winning bids result in different positions where the algorithm stops, as shown in Fig. 4.

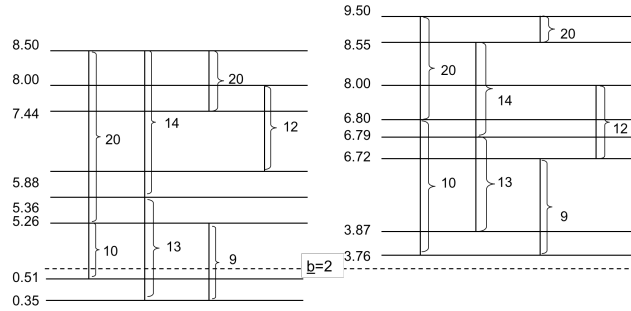


Figure 4: In the left figure, the algorithm assumes  $\bar{b} = 8.5$  and stops when bid reaches 0.35. In the right figure, the algorithm assumes  $\bar{b} = 9.5$ . and stop when bid reaches 3.76.

The structures we obtained with different highest winning bids are not necessarily BNEs. Only the algorithm with the correct largest winning bid will produce the right BNE. We use an additional constraint to verify the right BNE. The following lemma says the smallest winning bid can be computed from the value distribution directly using a relatively simple formula. So if an algorithm stops at a position different from this smallest winning bid  $\underline{b}$ , we can tell the generated BNE is not correct.

**Lemma 5** ([20]). *Winning bids have a connected support. Assume Buyer 1 has the largest smallest value, i.e.,  $v_1^1 = \max_j v_j^1$ . Then the smallest winning bid is*

$$\underline{b} = \arg \max_b (v_1^1 - b) \prod_{i>1} G_i(b)$$

As long as a buyer bids larger than or equal to  $\underline{b}$ , the buyer will win in some situation. We claim Buyer 1's smallest bid is exact  $\underline{b}$ . On one hand,  $\underline{b}$  must be larger than or equal to Buyer 1's smallest bid otherwise other buyer who gives  $\underline{b}$  would always be beaten by Buyer 1. On the other hand,  $\underline{b}$  must be smaller than or equal to Buyer 1's smallest bid since Buyer 1 should always have non-negative utility.

### 5.1 Predict the change location of bidding set

A naive way to compute how a bidding set changes is by decreasing the bid gradually and see whether and how the bidding set will change. We can accelerate this process by predicting the location of the change directly instead of waiting for a change.

We predict the location where the next change happens in the following way. Suppose the current change point is  $b_1$ . There are two possibilities. Some buyer enters the bidding set or some buyer leaves the bidding set. For the first possibility, the buyer who has the largest value in the waiting list joins the bidding set first, denoted by buyer  $i$ . Then, to compute the entering position of buyer  $i$ , we can assume that all other buyers do not leave or enter the bidding set, and solve the equation in Theorem 5 for buyer  $i$ .

$$h_i(x) = 0 \quad (2)$$

Let  $b_2$  denote the solution. If all buyers in the bidding set do not leave the bidding set, then buyer  $i$  will enter the bidding set at bid position  $b_2$ .

For the second possibility, we need to check which buyer leaves the bidding set first. For every buyer  $k \in \Lambda(b_1)$ , we compute how much bid probability he needs to finish the current bidding interval, denoted by  $\alpha$ . The position would be the solution  $b_{k,2}$  such that  $F_k(b_{k,2}) = F_k(b_1) - \alpha$ . Suppose the bidding set remains same before buyer  $k$  leaves and we still need  $\alpha$  probability of the bid. By Theorem 1, we have

$$\frac{d \ln F_i(x)}{dx} = h_i(x).$$

Define

$$H_i(x) = \ln(v_i - x) - \frac{1}{|\Lambda(x)| - 1} \sum_{j \in \Lambda} \ln(v_j - x).$$

It's easy to see that  $H'_i(x) = h_i(x)$ . Therefore, to compute the leaving position, we need to solve

$$\ln F_i(b_1) - \ln(F_i(b_1) - \alpha) = H_i(b_1) - H_i(b_{k,2}). \quad (3)$$

In summary, we have to search all the possibilities. For each buyer in the bidding set, we check where he leaves if he leaves first. For the buyer with the largest value in the waiting list, we need to check where he would enter if the bidding set is unchanged. Then the nearest (largest) change point is the next change point.

**Theorem 7.** *Suppose we regard solving Equation (2) or (3) as one computation. Algorithm 1 needs at most  $2nm$  computation times, where  $m = \sum_i d_i$  is the total number of discrete values.*

Each buyer with each value at most changes the bidding set twice, e.g. the entering and the leaving. So there are at most  $2m$  changes points. For each change point, the algorithm solves at most  $n$  equations either in the form of (5) or (6). Therefore we conclude the theorem.

Furthermore, when we solve equation (2) and (3), they both have efficient algorithms ( (2) is equivalent to a polynomial, and (3) is a root finding problem for a monotone functions).

## 5.2 Algorithm

We use a binary search method to guess the largest winning bid. For each guess, we generate the bid intervals for every buyer and get the position where the bid stops decreasing. Theorem 8 says this position is monotone in the guess of the largest winning bid. So by comparing the stopping position with the right smallest winning bid  $\underline{b}$ . We learn whether the guess of largest winning bid is larger or smaller than the right one.

---

### ALGORITHM 1:

---

**input** : the max winning bid guess  $\bar{b}$

**output:** the min winning bid  $\underline{b}$

- 1  $b \leftarrow \bar{b}, \Lambda(b) \leftarrow \emptyset$  ;
  - 2 Update  $\Lambda(b)$  in the case buyers join the bidding set according to Theorem 5;
  - 3 **while**  $|\Lambda(b)| \geq 2$  and  $b > 0$  **do**
  - 4     Predict the next change position  $b$  according to Theorems 3 and 5;
  - 5     Update  $\Lambda(b)$  in the case buyers leave the bidding set according to Theorems 3;
  - 6     Update  $\Lambda(b)$  in the case buyers join the bidding set according to Theorem 5;
  - 7 **end**
  - 8 Return  $\underline{b} = b$ ;
- 

It is worth mentioning that when updating  $\Lambda(b)$ , it can be sometimes problematic when solving equation  $h_i(x) = 0$ . However, this can be easily overcome by solving the following polynomial and discard inappropriate solutions:

$$\begin{aligned}
 0 &= \left[ (v_i - x) \prod_{j \in \Lambda} (v_j - x) \right] h_i(x) \\
 &= \frac{v_i - x}{|\Lambda| - 1} \sum_{j \in \Lambda} \prod_{k \in \Lambda \setminus \{j\}} (v_k - x) - \prod_{j \in \Lambda} (v_j - x).
 \end{aligned}$$

We study the relationship between the input and the output of the algorithm. We demonstrate that two endpoints of each bid interval, which is generated in the structure, are both monotone in the guess of the largest winning bid. For

example, in Fig. 4, the bid interval for Buyer 3 with value 20 is  $[7.44, 8.50]$  assuming  $\bar{b} = 8.50$  and it increases to  $[8.55, 9.50]$  assuming  $\bar{b} = 9.50$ .

For convenience, we let  $p_i^j$  denote  $\ln G_i(v_i^j) - \ln G_i(v_i^{j-1})$  for  $i = 1, \dots, n, j = 2, \dots, i_k$ . So  $\{p_i^j\}_{i=1, \dots, n, j=2, \dots, i_k}$  uniquely determines the value distribution  $G$ . For simplicity, we use  $\{p_i^j\}$  to represent  $\{p_i^j\}_{i \in [n], j \in [2, \dots, d_i]}$ . We use  $\mathcal{E}(\bar{b}, \{p_i^j\})$  to denote the set of bidding intervals given by Algorithm 1 with a guessed largest bid  $\bar{b}$  and distribution  $G$ .

**Theorem 8.** *The extreme points of every bid interval in  $\mathcal{E}(\bar{b}, \{p_i^j\})$  is monotone in  $\bar{b}$ .*

The proof is different from the continuous distribution. We prove it by analyzing the algorithm directly. When the largest winning bid changes a little, it might cause some of the bid intervals to start earlier. Then buyer set  $\Lambda(x)$  might change. As a consequence, the bid distribution changes. Then the impact on the structure becomes complicated. A buyer with a specific value interval could be affected by many times. We have to overcome the difficulty brought by the changing bidding set.

**Corollary 1.** *The position where algorithm stops in  $\mathcal{E}(\bar{b}, \{p_i^j\})$  is strict monotone in  $\bar{b}$ .*

It is possible that some bid intervals remain the same position. But the position where the algorithm stops increase strictly. For example in Fig. 4, the end point in  $\mathcal{E}(8.5, \{p_i^j\})$  is 0.35 and the end point in  $\mathcal{E}(9.5, \{p_i^j\})$  is 3.76.

Next we prove the continuity of the extreme points of each bid interval when the guess  $\bar{b}$  changes.

**Theorem 9.** *The limit of each bid interval constructed by Alg 1 with the largest winning bid approaching to  $\bar{b}^1$ , is same as the bid interval constructed with the largest winning bid  $\bar{b}^1$ .*

## 6 Existence and Uniqueness

### 6.1 Existence

In Algorithm 1, if the end point does not match the smallest winning bid, the structure we get is not a BNE. Suppose the end point is smaller than  $\underline{b}$ . At the end point, for every buyer, the total probability of the bid distribution never reaches 1. So every buyer has positive probability not bidding above the end point. Buyers still have a chance to win by bidding the end point value. It contradicts to the definition of the smallest winning bid.

Suppose the end point is larger than  $\underline{b}$ . If the equilibrium exists, we should have equilibrium structure from the largest winning bid to  $\underline{b}$ . But we cannot continue to generate the structure between  $\underline{b}$  and the end point in a reasonable way, then we must have guessed an incorrect largest winning bid.

**Lemma 6.** *If the end point matches the smallest winning bid, the structure provided by Algorithm 2 is indeed a BNE.*

When we set  $\bar{b} = \max v_i^j$ , the end point of Algorithm 1 would be  $\max v_i^j$ . When we set  $\bar{b} = \min v_i^j$ , the end point of Algorithm 1 would be smaller than  $\underline{b}$ . By Theorem 9, there always exists a  $\bar{b}$  such that the end point matches  $\underline{b}$ . Thus we have proved the existence result.

**Theorem 10.** *A Bayes-Nash Equilibrium always exists when buyers have discrete value distribution.*

Previously, people use Nash's Theorem to prove the existence of BNE in discrete value distribution. First the existence is proved when the bid space is restricted to a finite discrete bid. Then people take the limit of the Nash equilibrium with full bid space. However, they haven't shown how to find a Bayesian Nash equilibrium in discrete space.

Maskin and Riley [20] also propose a forward shooting method to find the equilibrium. They construct BNE from the smallest winning bid. Under some condition, they can give the solutions to the ordinary differential equations around the smallest winning bid. However, this method does not work for discrete setting, because we don't know the bidding set at first unlike bidding set includes every buyer in the continuous value case.

Following Algorithm 1, it is easy to note that for two buyers with identical distributions, they must join the bidding set and leave the bidding set simultaneously.

**Corollary 2.** *Two players with identical distributions have identical bidding strategies. Furthermore, if all players with identical distributions, i.e. under symmetric distributions, the Bayesian Nash equilibrium is symmetric.*

## 6.2 Uniqueness

In reality, we do not have  $\bar{b}$  in advance. We have to search for it. By monotonicity, we can learn whether the guessed bid is small or large. Corollary 1 says only one largest winning bid can make the end point of Algorithm 1 matches the smallest winning bid.

**Theorem 11.** *Bayesian Nash Equilibrium is unique when buyers have discrete value distribution.*

By uniqueness, we mean the equilibrium above the smallest winning bid is unique. In Example 3, many distribution of bids for these buyers that stays below 2 can also yield an equilibrium. But we only focus on the structure above the smallest winning bid.

In the continuous distribution case, in order to prove the uniqueness result, Lebrun needs the distribution to be strictly log-concave ( $f_i/F_i$  is strictly decreasing) at the highest lower extremity of the supports, i.e.  $v_1^1$  in our example. Briefly speaking, he uses this assumption to handle the case that there is some



buyer always gives bid that is larger than  $\underline{b}$ . Well in discrete setting, as our theorem says, we do not have such a situation.

The idea is that in the continuous case, the player with type in that particular local area involves in BNE. While in discrete case the player with type in that particular local area has trivial strategy and thus does not involve in BNE.

When we search the largest winning bid, the initial interval containing the largest winning bid can be easily obtained. It cannot be smaller than the smallest winning bid, and also cannot exceed the max possible value. Using binary search, we can approximate the correct largest winning bid with arbitrary accuracy. In fact, it has higher accuracy than the smallest winning bid. If the stopping criterion kicks in, then the smallest winning bid is near the actual one, which in turn implies that the max winning bid is also close to the actual one, making the output an approximate BNE.

Our algorithm does not have the sensitivity issue that are difficult to address in continuous algorithms.

## 7 Experiment

### 7.1 Accuracy comparison between the first and the second price auctions

When buyers have discrete value distributions, one natural way of computing the BNE is to approximate the discrete value distribution with a continuous one. Of course, there are infinitely many ways of approximation. Our choice is to replace a discrete value with a “triangle” probability density centered at that value, and cover the interval  $[v_i^1, v_i^{d_i}]$  with a small uniform distribution. Formally,

$$f_i(t) = \begin{cases} \left[ \frac{p_i^d}{w^2}(t - v_i^d + w) \right] (1 - \epsilon) + \epsilon \cdot u_i & \exists d, t \in [v_i^d - w, v_i^d] \\ \left[ -\frac{p_i^d}{w^2}(t - v_i^d - w) \right] (1 - \epsilon) + \epsilon \cdot u_i & \exists d, t \in [v_i^d, v_i^d + w] \\ 0 & t < v_i^1 - w \text{ or } t > v_i^{d_i} + w \\ \epsilon \cdot u_i & \text{otherwise} \end{cases},$$

where  $u_i = \frac{1}{v_i^{d_i} - v_i^1 + 2w}$ .

For simplicity, we assume that for all  $i$  and  $d$ ,  $|v_i^{d+1} - v_i^d| > 2w$  and  $w < v_i^d < 1 - w$ . Note that although we stick to this approximation throughout this section, our analysis also applies to other possible ways of approximation.

We implemented the continuous backward-shooting algorithm using the characterization by Maskin and Riley [19]:

$$\frac{dt_i(b)}{db} = \frac{F_i(t_i(b))}{f_i(t_i(b))} \left[ \left( \frac{1}{n-1} \sum_{j=1}^n \frac{1}{t_j(b) - b} \right) - \frac{1}{t_i(b) - b} \right], \forall i \in [n] \quad (4)$$

---

**ALGORITHM 2:** The continuous backward-shooting algorithm

---

**Input:** step  $s$ , max winning bid guess  $\bar{b}$

**Output:** the min winning bid

```
1  $b \leftarrow \bar{b}, t_i \leftarrow 1;$ 
2 while  $t_i > b, \forall i \in [n]$  do
3   for  $i \in [n]$  do
4     compute  $t'_i(b)$  according to Equation (4);
5      $t_i \leftarrow t_i - t'_i(b) \cdot s;$ 
6   end
7    $b \leftarrow b - s;$ 
8 end
9 return  $b;$ 
```

---

Using a smaller step size  $s$  could significantly increase the number of loops inside Algorithm 2. However, using a smaller  $s$  could also make the computation result more accurate. Also, when  $t_i \notin \cup_{i,d}[v_i^d - w, v_i^d + w]$ , i.e.,  $f_i(t_i) = \epsilon$ , the ratio  $\frac{F_i(t_i)}{f_i(t_i)}$  could be very large. Therefore, using a relatively large  $s$  could lead to a sudden decrease of  $t_i$ , causing the program to skip other  $v_i^d$ 's in between.

The above problem can be avoided by carefully tuning the parameter  $s$ . However, the possible large values of  $\frac{F_i(t_i)}{f_i(t_i)}$  can also cause other problems that may not have easy solutions:

1. a large  $\frac{F_i(t_i)}{f_i(t_i)}$  leads to a large  $t'_i(b)$ , meaning that  $t(b)$  decreases much faster than  $b$ . This problem could cause the program to terminate early if  $t(b)$  becomes smaller than  $b$ .
2. in the next loop,  $t'_i(b)$  can be negative and  $t_i$  will oscillate as a result (see Figure 6).

To understand the first problem, consider the following example:

**Example 4.** Consider the case where there are 6 buyers. Their value distributions are as follows:

$$\begin{aligned}(v_1^1, v_1^2, v_1^3) &= (0.08, 0.2, 0.8), (p_1^1, p_1^2, p_1^3) = (0.2, 0.76, 0.04), \\(v_2^1, v_2^2, v_2^3) &= (0.09, 0.3, 0.9), (p_2^1, p_2^2, p_2^3) = (0.3, 0.36, 0.34), \\(v_3^1, v_3^2, v_3^3) &= (0.07, 0.12, 0.7), (p_3^1, p_3^2, p_3^3) = (0.3, 0.36, 0.34), \\(v_4^1, v_4^2, v_4^3) &= (0.07, 0.12, 0.7), (p_4^1, p_4^2, p_4^3) = (0.3, 0.36, 0.34), \\(v_5^1, v_5^2, v_5^3) &= (0.07, 0.12, 0.7), (p_5^1, p_5^2, p_5^3) = (0.2, 0.15, 0.65), \\(v_6^1, v_6^2, v_6^3) &= (0.04, 0.12, 0.8), (p_6^1, p_6^2, p_6^3) = (0.2, 0.15, 0.65).\end{aligned}$$

Figure 5 shows the bidding strategy of Buyer 5 in the above example. The minimum winning bid computed by the continuous algorithm is about 0.12, while the actual minimum winning bid is 0.08, indicating that Algorithm 2 terminates

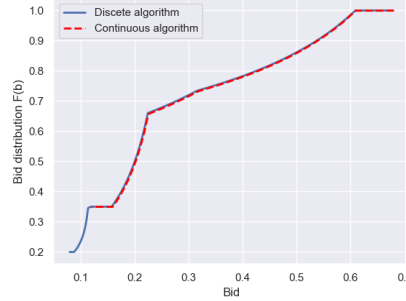


Figure 5

early. The reason is that during the execution of Algorithm 2, when  $b$  is near 0.12,  $t_2$  is near 0.25, but  $t'_2$  is over 1500. This means that a slight decrease in  $b$  could lead to a significant drop in  $t_2$ , making  $t_2 < b$  and terminating the algorithm.

To understand the second problem, consider the case where  $t_i$  is close to  $b$  in the BNE for some  $b$ . Then  $t'_i$  will very likely to be negative according to Equation (4), and it is not clear how we could avoid such problems since the computation of  $t'_i$  is independent of  $s$ .

**Example 5.** Consider the case where there are 3 buyers. Their value distributions are as follows:

$$\begin{aligned} (v_1^1, v_1^2, v_1^3) &= (0.1, 0.2, 0.25), (p_1^1, p_1^2, p_1^3) = (0.25, 0.25, 0.5), \\ (v_2^1, v_2^2, v_2^3) &= (0.1, 0.2, 0.25), (p_2^1, p_2^2, p_2^3) = (0.05, 0.45, 0.5), \\ (v_3^1, v_3^2, v_3^3) &= (0.1, 0.2, 0.25), (p_3^1, p_3^2, p_3^3) = (0.05, 0.45, 0.5). \end{aligned}$$

Figure 6 shows the bidding strategy of Buyer 1 in BNE. The bid distribution  $F(b)$  is computed according to the corresponding  $t(b)$ . The oscillation in the curve indicates the oscillation in  $t(b)$ . As shown in the figure, the oscillation occurs when  $v(b)$  is close to  $b$ .

Although the continuous backward-shooting algorithm can be problematic, our experiments show that it has good performance if we only need to figure out the maximum winning bid  $\bar{b}$ . The problems we mentioned mainly affects the computation of the strategies for smaller values. The computation of this part of strategies also suffers from sensitivity issues, as discussed in [7]. To overcome this difficulty, Fibich and Gavish [7] proposed another algorithm where guessing the maximum winning bid is no longer needed. We also try their algorithms and conduct experiments. When it comes to approximating discrete value distributions with continuous ones, the computation still suffers from sensitivity issues due to very high condition numbers, implying that the sensitivity might be an intrinsic issue of this problem.

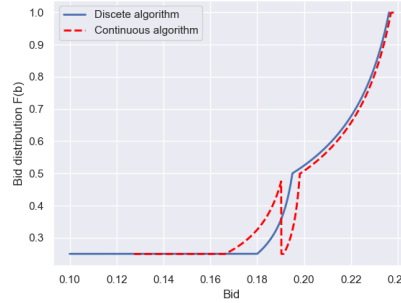


Figure 6: The oscillation of continuous algorithms. The two curves corresponds to buyer 1’s equilibrium bidding strategy computed by both the continuous and the discrete algorithms.

However, our discrete algorithm does not use continuous distributions to approximate discrete ones, thus can avoid all the above problems. The computational complexity only depends on the number of value points. Also, our algorithm does not have the oscillation problem or sensitivity issues, since our theoretical analysis already characterize the structure of the solution, and involves none of the sensitivity computation mentioned above. Therefore, our discrete algorithm can provide a much accurate solution compared to other ones. Such a high accuracy enables us to perform further researches related to first price auctions (see Section 7.3 for example).

## 7.2 Running time comparison between continuous algorithms and our algorithm

In this section, we compare the running time of previous continuous algorithms and our discrete algorithm. Since the algorithm provided by Fibich and Gavish [7] often gives a condition number issue, we only compare our algorithm with Algorithm 2 in these experiments. We conduct experiments for three different settings. For each setting, the experiment setup is as follows: We generate 1000 first price auction instances, with each containing  $n$  buyers. For each buyer, we sample  $d$  different values from the interval  $[0, 1]$ , and the corresponding value distribution is also randomly generated for each buyer. Then both our algorithm and Algorithm 2 are applied to compute the Bayes-Nash equilibrium. Both these two algorithms need to guess the maximum winning bid, so the final computed minimum winning bid would be different from the actual minimum winning bid. Therefore we also set a tolerance parameter  $tol$ , which serves as a stopping criterion (i.e., the algorithm terminates when the difference between the computed minimum winning bid and the actual minimum winning bid is smaller than  $tol$ ). As these algorithm runs, we record the running time of the algorithms on each instance. Considering that in some cases, the algorithms

may take a very long time to terminate, we set another deadline parameter  $T$ , and kill the process once the running time exceeds  $T$ . During the experiments, we make sure that no other programs are running and at any time, only one algorithm is running on one instance. Also, we only compare the running time in these experiments, so detailed solution qualities are ignored.

The parameters for the three settings are as follows:

- small:  $n = 5, d = 5, T = 30$  seconds;
- medium:  $n = 10, d = 10, T = 60$  seconds;
- large:  $n = 100, d = 100, T = 60$  seconds;

For all the settings, we run our algorithm with  $tol = 10^{-8}$ , and run Algorithm 2 twice with  $tol = 0.1$  and  $tol = 0.01$ . The experiment results are shown in Figure

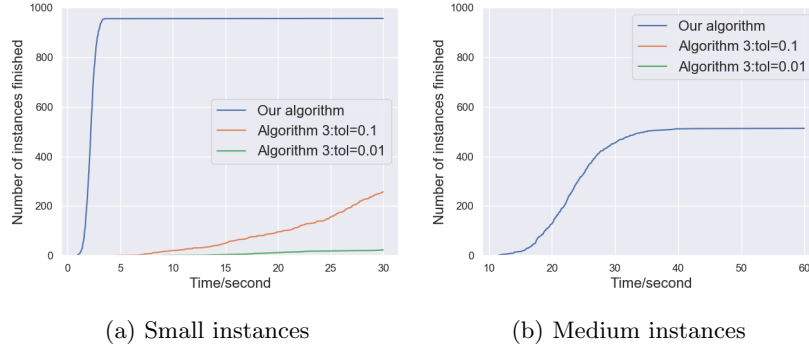


Figure 7: Running time comparison. The y-axis is the cumulative distribution of the running time for the 1000 instances (i.e., the number of instances finished within the corresponding time period). For large instances, no algorithm can finish the computation within the 60 seconds deadline, thus are not shown.

For the 1000 small instances, although we set a much smaller tolerance value  $tol = 10^{-8}$  for our algorithm, our algorithm finishes on almost all instances (955) within the 30 seconds deadline, Algorithm 2 finishes on only 256 instances when  $tol = 0.1$  and on only 22 instances when  $tol = 0.01$ . For medium instances, our algorithm finishes on 512 of them, while Algorithm 2 does not finish on any instance within the deadline. And for large instances, no algorithm ever finishes on any instance within the deadline. It is interesting that our algorithm either finishes very quickly, or does not finish after a relatively long time. For example, among the finished 955 small instances, almost all of them finish within the first 3.5 seconds. This is also true for medium instances. The reason behind this observation is still unknown. We believe this is closely related to specific value distributions in the instances.

### 7.3 Welfare comparison between first and second price auctions

In this section, we compare the welfare of the first price auction and the second price auction, which we denote by  $Wel^f$  and  $Wel^s$ , respectively. The ratio  $Wel^f/Wel^s$  is called the price of anarchy:

**Definition 4** (Price of anarchy (PoA)). *The price of anarchy of the first price auction is defined as the minimum ratio between the welfare of the first price auction and that of the second price auction, i.e.,*

$$PoA = \min \frac{Wel^f}{Wel^s},$$

where the minimization is over all possible value distributions.

For general  $n$  players, [10] shows an example with  $PoA = 0.869$  and [11] proves that  $PoA$  is at least 0.743. We try to answer this question by running our algorithm on approximate discrete value distributions. We only consider the problem with two players. Our result provides evidence, though in a limited searching space, that the correct ratio would be around 0.869.

There are infinitely many value distributions, thus it is impossible to enumerate. However, we could just search for the smallest ratio  $Wel^f/Wel^s$  in a much smaller discrete space as follows:

$$\begin{aligned} v_i^d &= \frac{d}{D}, \forall 0 \leq d \leq D, i = 1, 2, \\ p_i^d &\in \left\{ \frac{m}{M} \mid 0 \leq m \leq M, m \in \mathbb{N} \right\}, \forall 0 \leq d \leq D, i = 1, 2, \\ \sum_d v_i^d &= 1, i = 1, 2. \end{aligned}$$

For simplicity, we normalize the value distributions so that the maximum possible value is 1. It is easy to see that there are only  $\frac{1}{2} \binom{M+D}{D} \left[ \binom{M+D}{D} + 1 \right]$  distinct value distribution pairs.

According to Lebrun [15], if two value distributions are “close”, then the corresponding bidding strategies and the resulting welfare values are also “close”. Therefore, the minimum ratio in the above discrete space should shed us with some insight about what the actual continuous distribution that minimizes the welfare ratio.

In our experiments, we choose  $d = 6$  and  $M = 10$ . Thus there are  $\frac{1}{2} \binom{16}{6} \left[ \binom{16}{6} + 1 \right] = 32068036$  value distribution pairs to consider. We computed the ratio  $Wel^f/Wel^s$  for all of them, and the smallest one ( $Wel^f/Wel^s = 0.89638$ ) is given by the following value distributions:

$$\begin{aligned} p_1^5 &= 1.0, \\ p_2^0 &= 0.6, p_2^2 = 0.2, p_2^3 = 0.2. \end{aligned}$$

In this example, Player 1 has a constant large value while Player 2 has a low value distribution. It coincides with the example introduced by [10], i.e., there is a player with a large constant value, while the other players have the identical distribution over a low value range.

Therefore, we make the conjecture that in the extreme case where PoA achieves its smallest value, there exists a player with constant value which is larger than the other players' values.

## 8 First Price Auctions with Reserves

### 8.1 homogeneous reserves

We can reduce the problem to the case with no reserve by decreasing every players' values. Given value distribution  $G$  and reserve  $r$ , we define new distribution  $G^*(x) = G(x + r)$ ,  $x \geq 0$ . Then we compute  $s_i^*(x) \forall i$  in BNE for  $G^*$  with no reserve. The strategy in equilibrium also decrease by  $r$ . Therefore we can reconstruct the BNE by strategy  $s_i(x) = s_i^*(x) + r$  if  $x \geq r$  and  $s(x) = 0$  if  $x < r$ .

### 8.2 heterogeneous reserves

We give an example with three players. Player 1's value is 12. Players 2 and 3 have two different types. They have three different reserves  $r_1 = 0$ ,  $r_2 = 1$  and  $r_3 = 7$ . The distribution is given as Example 6 in the appendix.

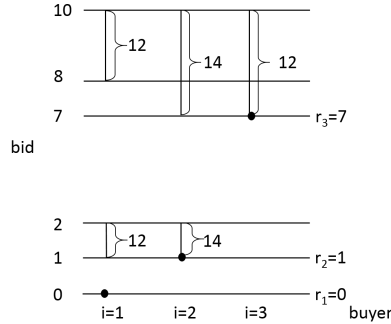


Figure 8: A dot means there is a positive probability giving that bid. They all have atom bid on their reserves. No player gives a bid in  $(2, 7)$ . Player 1 leaves the bidding set at bid 8

In this example, Player 3 has an atom bid on her reserve  $r_3$ . Because the existence of atom bid above the smallest winning bid, Theorem 2 does not hold anymore. Even if we consider continuous value distribution, the gaps still exist. No player bids in lower neighbor interval around it otherwise she has an incentive

to bid  $r_3 + \epsilon$  which brings her a large increase of winning probability but only sacrifices a little on the utility conditioned on winning.

Both Player 1 and Player 2 have gaps in their bid support,  $(2, 8)$  and  $(2, 7)$ . It can be proved that these two gaps always share a same lower terminal. But the higher terminals are different, e.g., Player 1 leaves the bidding set at 8 while Player 2 leaves the bidding set at 7. Until now, we do not have an easy method to compute the positions of these gaps directly. We might have to guess. In summary, to compute BNE with reserves, we have to guess not only the largest winning bid but also the positions of all gaps in the bid support.

## 9 Conclusion

From theoretical point of view, by scrutinizing the structure of the BNE, we first propose Algorithm 2 to compute it. If we dive into the Algorithm 2, it does not need to solve the ordinary differential equations unlike in the continuous distribution case. The number of computation times is at most  $2nm$ . Then, we show the BNE is unique without any distribution assumption. From practical point of view, Algorithm 2 is much faster than the traditional algorithm when computing BNE under the same discrete distribution. Algorithm 2 is also more robust on providing the strategies on small values shown in Example 5. Our algorithm has a great advantage over the traditional algorithm in the application in industry auctions, where faster and robust algorithms are much preferable.

Holding this strong tool, we compare the revenue generated in the first and the second price auctions. It shows that either auction can perform extremely better the other. Price of anarchy of first price auction is also measured in a set of approximate distributions, we give a conjecture about the extreme case based on our observation.

At last, our result can be easily generalized when homogeneous reserves involve in. We discuss the new difficulty when players have heterogeneous reserves.

## References

- [1] Mohammad Akbarpour and Shengwu Li. Credible mechanisms. In *Proceedings of the 2018 ACM Conference on Economics and Computation*, pages 371–371. ACM, 2018.
- [2] Susan Athey. Single crossing properties and the existence of pure strategy equilibria in games of incomplete information. *Econometrica*, 69(4):861–889, 2001.
- [3] Patrick Bajari. Comparing competition and collusion: a numerical approach. *Economic Theory*, 18(1):187–205, 2001.
- [4] Shuchi Chawla and Jason D Hartline. Auctions with unique equilibria. In *Proceedings of the fourteenth ACM conference on Electronic commerce*, pages 181–196. ACM, 2013.



- [5] Guillaume Escamocher, Peter Bro Miltersen, and Rocio Santillan. Existence and computation of equilibria of first-price auctions with integral valuations and bids. In *AAMAS (2)*, pages 1227–1228. Citeseer, 2009.
- [6] Gadi Fibich and Arie Gavious. Asymmetric first-price auctions-a perturbation approach. *Mathematics of Operations Research*, 28(4):836–852, 2003.
- [7] Gadi Fibich and Nir Gavish. Numerical simulations of asymmetric first-price auctions. *Games and Economic Behavior*, 73(2):479–495, 2011.
- [8] Gadi Fibich and Nir Gavish. Asymmetric first-price auctions-a dynamical-systems approach. *Mathematics of Operations Research*, 37(2):219–243, 2012.
- [9] Wayne-Roy Gayle and Jean Francois Richard. Numerical solutions of asymmetric, first-price, independent private values auctions. *Computational Economics*, 32(3):245–278, 2008.
- [10] Jason Hartline, Darrell Hoy, and Sam Taggart. Price of anarchy for auction revenue. In *Proceedings of the fifteenth ACM conference on Economics and computation*, pages 693–710. ACM, 2014.
- [11] Darrell Hoy, Samuel Taggart, and Zihe Wang. A tighter welfare guarantee for first-price auctions. In *Proceedings of the 50th Annual ACM SIGACT Symposium on Theory of Computing*, pages 132–137. ACM, 2018.
- [12] Todd R Kaplan and Shmuel Zamir. Asymmetric first-price auctions with uniform distributions: analytic solutions to the general case. *Economic Theory*, 50(2):269–302, 2012.
- [13] Bernard Lebrun. Existence of an equilibrium in first price auctions. *Economic Theory*, 7(3):421–443, 1996.
- [14] Bernard Lebrun. First price auctions in the asymmetric n bidder case. *International Economic Review*, 40(1):125–142, 1999.
- [15] Bernard Lebrun. Continuity of the first price auction nash equilibrium correspondence. *Economic Theory*, 20(3):435–453, 2002.
- [16] Bernard Lebrun. Uniqueness of the equilibrium in first-price auctions. *Games and Economic Behavior*, 55(1):131–151, 2006.
- [17] Huagang Li and John G Riley. Auction choice. *International Journal of Industrial Organization*, 25(6):1269–1298, 2007.
- [18] Robert C Marshall, Michael J Meurer, Jean-Francois Richard, and Walter Stromquist. Numerical analysis of asymmetric first price auctions. *Games and Economic Behavior*, 7(2):193–220, 1994.

- [19] Eric Maskin and John Riley. Equilibrium in sealed high bid auctions. *The Review of Economic Studies*, 67(3):439–454, 2000.
- [20] Eric Maskin and John Riley. Uniqueness of equilibrium in sealed high-bid auctions. *Games and Economic Behavior*, 45(2):395–409, 2003.
- [21] Paul R Milgrom and Robert J Weber. A theory of auctions and competitive bidding. *Econometrica: Journal of the Econometric Society*, pages 1089–1122, 1982.
- [22] Michael Plum. Characterization and computation of nash-equilibria for auctions with incomplete information. *International Journal of Game Theory*, 20(4):393–418, 1992.
- [23] John G Riley and William F Samuelson. Optimal auctions. *The American Economic Review*, 71(3):381–392, 1981.
- [24] Martin Shubik. On different methods for allocating resources. *Kyklos*, 23(2):332–337, 1970.
- [25] Sarah Sluis. Big changes coming to auctions, as exchanges roll the dice on first-price. URL: <https://adexchanger.com/platforms/big-changescoming-auctions-exchanges-roll-dice-first-price>, 2017.
- [26] William Vickrey. Counterspeculation, auctions, and competitive sealed tenders. *The Journal of finance*, 16(1):8–37, 1961.

## APPENDIX

### A Omitted proof in Section 3

To prove Theorem 2, We first claim a lemma which compare buyers' value from the bid distribution.

**Lemma 7.** *Assume bid  $b_1$  is one element in  $\overline{S_i(v_i)}$ , bid  $b_2$  is in  $\overline{S_j(v_j)}$ , where  $\overline{X}$  denotes the closure of set  $X$ . Suppose  $b_1 < b_2$ . If there is zero probability that buyer  $i$  bids in  $(b_1, b_2)$ , then we have  $v_j \geq v_i$ . Furthermore, if  $v_j = v_i$ , then there is zero probability that buyer  $j$  bids in  $(b_1, b_2)$  too.*

*Proof.* Since  $b_1$  is in  $\overline{S_i(v_i)}$ ,  $b_1$  is a best response for buyer  $i$  with value  $v_i$ .

$$\begin{aligned} (v_i - b_1) \cdot F_{\Omega \setminus i}(b_1) &\geq (v_i - b_2) \cdot F_{\Omega \setminus i}(b_2) \\ (v_j - b_2) \cdot F_{\Omega \setminus j}(b_2) &\geq (v_j - b_1) \cdot F_{\Omega \setminus j}(b_1) \end{aligned}$$

Multiply two equations and get

$$\frac{v_i - b_1}{v_i - b_2} \cdot \frac{F_i(b_2)}{F_i(b_1)} \geq \frac{v_j - b_1}{v_j - b_2} \cdot \frac{F_j(b_2)}{F_j(b_1)}$$

By Lemma 2, there is no mass bid in buyer  $i$ 's bid distribution between  $(b_1, b_2)$ , i.e.,  $F_i(b_2) = F_i(b_1)$ . Since  $F_j(b_2) \geq F_j(b_1)$ , we have

$$\begin{aligned} \frac{v_i - b_1}{v_i - b_2} &\geq \frac{v_j - b_1}{v_j - b_2} \\ v_j &\geq v_i \end{aligned}$$

If  $v_j = v_i$ , all the inequalities should be equality. Then we have  $F_j(b_2) = F_j(b_1)$ .  $\square$

#### A.1 Proof for Theorem 2

*Proof.* We prove the theorem by contradiction. Assume there is a value with a jump in its bid set. By jump, we mean the closure of the support of  $S_i$  is not connected. Let  $v_i^k = \max_{j,l} \{v_j^l \mid S_j(v_j^l) \text{ has a jump}\}$ . Since there is a jump, we assume  $b_1, b_2 \in \overline{S_i(v_i^k)}$ , and  $(b_1, b_2) \cap \overline{S_i(v_i^k)} = \emptyset$ . Assume buyer  $j$  with value  $v_j^l$  has bid in this interval  $(b_1, b_2)$ . By Lemma 7, we have  $v_j^l \geq v_i^k$ . If  $v_j^l = v_i^k$ , then buyer  $j$  with value  $v_j^l$  has zero probability bidding in the interval  $(b_1, b_2)$ . There is no impact when the probability is zero. So we can regard this case as buyer  $j$  does not bid in  $(b_1, b_2)$ .

If  $v_j^k > v_i$ , by the assumption that  $v_i^k$  is the largest value that has a gap in the support, we know  $S_j(v_j^l)$  has no jump.  $\overline{S_j(v_j^l)}$  is a connected interval. So we can get  $S_j(v_j^l)$  from  $\overline{S_j(v_j^l)}$  after removing possibly infinite points.

Let set  $\Lambda_1$  denote the buyers who bid in the upper neighborhood of  $b_1$  and  $\Lambda_2$  denote the buyers who bid in the lower neighborhood of  $b_2$ . Formally, we have

$$\Lambda_1 = \left\{ j \mid \exists v_j^l, \epsilon > 0 \text{ s.t. } S_j(v_j^l) \cap (b_1, b_2) \neq \emptyset \text{ and } (b_1, b_1 + \epsilon) \subset \overline{S_j(v_j^l)} \right\},$$

$$\Lambda_2 = \left\{ j \mid \exists v_j^l, \epsilon > 0 \text{ s.t. } S_j(v_j^l) \cap (b_1, b_2) \neq \emptyset \text{ and } (b_2 - \epsilon, b_2) \subset \overline{S_j(v_j^l)} \right\}.$$

Buyers who bid in  $(b_1, b_2)$  have connected bidding intervals. By Lemma 1, the union of these connected bidding intervals cover  $(b_1, b_2)$ . So set  $\Lambda_1, \Lambda_2$  are well defined and not empty.

For any  $j \in \Lambda_1$ , we claim  $b_2 \in \overline{S_j} = \bigcup_h \overline{S_j(v_j^h)}$ . Otherwise,  $\overline{S_j}$  has jump around  $b_2$ . Then we define

$$v_j^* = \max \left\{ v \mid \overline{S_j(v)} \subseteq [0, b_2] \right\}$$

By Lemma 7, we have  $v_i^k \geq v_j^*$ . By the monotonicity property (Lemma 3), we have  $v_j^* \geq v_j$ . Thus we have  $v_i^k \geq v_j^* \geq v_j > v_i^k$ , a contradiction.

So for any  $j \in \Lambda_1$ , we have  $b_2 \in \overline{S_j}$  which implies  $j \in \Lambda_2$ . Thus  $\Lambda_1$  is a subset of  $\Lambda_2$ . Since bid  $b_1 + \epsilon$  does not generate more utility than bid  $b_1$ , for buyer  $i$  with value  $v_i^k$ , the derivative of  $(v_i^k - x) \prod_{j \in \Lambda_1} F_j(x)$  at  $x = b_1$  is non-positive. Taking derivatives, we get  $\sum_{j \in \Lambda_1} \frac{f_j(b_1)}{F_j(b_1)} \leq \frac{1}{v_i - b_1}$ . By Theorem 1, we should have

$$\frac{1}{|\Lambda_1| - 1} \sum_{j \in \Lambda_1} \frac{1}{v_j(b_1) - b_1} \leq \frac{1}{v_i^k - b_1}$$

Since buyer  $i$  weakly prefer bid  $b$  rather than  $b_2 - \epsilon$ , similarly we should have

$$\frac{1}{|\Lambda_2| - 1} \sum_{j \in \Lambda_2} \frac{1}{v_j(b_2) - b_2} \geq \frac{1}{v_i - b_2}$$

Based on these two equations, we have,

$$\begin{aligned} |\Lambda_2| - 1 &\leq \sum_{j \in \Lambda_2} \frac{v_i - b_2}{v_j(b_2) - b_2} \\ &\leq |\Lambda_2| - |\Lambda_1| + \sum_{j \in \Lambda_1} \frac{v_i - b_2}{v_j(b_2) - b_2} \\ &< |\Lambda_2| - |\Lambda_1| + \sum_{j \in \Lambda_1} \frac{v_i - b_1}{v_j(b_2) - b_1} \\ &\leq |\Lambda_2| - |\Lambda_1| + \sum_{j \in A} \frac{v_i - b_1}{v_j(b_1) - b_1} \\ &\leq |\Lambda_2| - |\Lambda_1| + |\Lambda_1| - 1 \end{aligned}$$

A contradiction. □

## B Omitted proofs in Section 4

### B.1 Proof of Theorem 5

*Proof.* We prove the theorem by contradiction. Suppose  $b$  is the largest point where there is a buyer  $i$ , who satisfies the condition of entering the bidding set, but in BNE he enters the bidding set at some later point, say  $y$ . By the Lemma 4, we have  $\frac{1}{\phi^*(x^-) - x^-} \geq \frac{1}{v_i - x^-}$  in BNE. Then  $\phi^*(x^-) \leq v_i$ . By Lemma 8, virtual value strictly increases, i.e.,  $\phi^*(y) < \phi^*(x^-)$ ,  $y < x^-$ . We have  $\frac{1}{\phi^*(y) - y} > \frac{1}{v_i - y}$ . A contradiction.  $\square$

### B.2 Proof of Theorem 6

*Proof.* The proof consists of two parts. Lemma 8 solves the case when  $\Lambda(x)$  is fixed. Lemma 9 solves the case when  $\Lambda(x)$  changes.  $\square$

**Lemma 8.** *When  $\Lambda(x)$  does not change and the buyer's value in bidding set keep the same,  $\Lambda^*(x)$  strictly decreases as  $x$  decreases.*

*Proof.* For any  $j \in \Lambda$ , we have

$$\begin{aligned} \frac{1}{|\Lambda| - 1} \sum_{i \in \Lambda} \frac{1}{v_i - x} - \frac{1}{v_j - x} &\geq 0 \\ \frac{1}{\phi^*(x) - x} &\geq \frac{1}{v_j - x} \\ \frac{1}{|\Lambda| - 1} \sum_{i \in \Lambda} \frac{1}{v_i - x} &= \frac{1}{\phi^*(x) - x} \end{aligned}$$

Recall that  $\Lambda(x)$  is fixed. By definition of  $\phi^*$ , it is differentiable. We take derivatives on the both sides,

$$\begin{aligned} \frac{1}{|\Lambda| - 1} \sum_{i \in \Lambda} \frac{1}{(v_i - x)^2} &= \frac{1 - (\phi^*)'(x)}{(\phi^*(x) - x)^2} \\ [\phi^*(x) - x]^2 \cdot \frac{1}{|\Lambda| - 1} \sum_{i \in \Lambda} \frac{1}{(v_i - x)^2} &= 1 - (\phi^*)'(x) \end{aligned}$$

We want to prove  $(\phi^*)'(x) > 0$ , it is equivalent to prove

$$\begin{aligned} &[\phi^*(x) - x]^2 \cdot \frac{1}{|\Lambda| - 1} \sum_{i \in \Lambda} \frac{1}{(v_i - x)^2} < 1 \\ \Leftrightarrow &\frac{1}{|\Lambda| - 1} \sum_{i \in \Lambda} \frac{1}{(v_i - x)^2} < \frac{1}{(|\Lambda| - 1)^2} \left( \sum_{i \in \Lambda} \frac{1}{v_i - x} \right)^2 \\ \Leftrightarrow &(|\Lambda| - 1) \sum_{i \in \Lambda} \frac{1}{(v_i - x)^2} < \left( \sum_{i \in \Lambda} \frac{1}{v_i - x} \right)^2 \end{aligned} \tag{5}$$

By Theorem 1, for any  $j \in \Lambda$ , we have

$$(|\Lambda| - 1) \frac{1}{(v_j - x)^2} \leq \left( \sum_{i \in \Lambda} \frac{1}{v_i - x} \right) \cdot \frac{1}{v_j - x}.$$

Since it is impossible that for all  $j \in \Lambda$  it is equality, so the sum of inequalities is a strict inequality. Thus we prove Eq. (5).  $\square$

**Lemma 9.** *In all possible changes,  $\phi^*(x)$  weakly decreases.*

*Proof.* We consider the general case at bid  $b$ . Consider Fig. 9. Let  $\Lambda_1 = \Lambda^+(b) \setminus \Lambda^-(b)$ ,  $\Lambda_2 = \Lambda^+(b) \cup \Lambda^-(b)$ , and  $\Lambda_3 = \Lambda^-(b) \setminus \Lambda^+(b)$ .

We want to prove

$$\frac{1}{|\Lambda_1 \cup \Lambda_2| - 1} \sum_{i \in \Lambda_1 \cup \Lambda_2} \frac{1}{\phi_i^*(b + \epsilon) - b} \leq \frac{1}{|\Lambda_2 \cup \Lambda_3| - 1} \sum_{i \in \Lambda_2 \cup \Lambda_3} \frac{1}{\phi_i^*(b - \epsilon) - b}$$

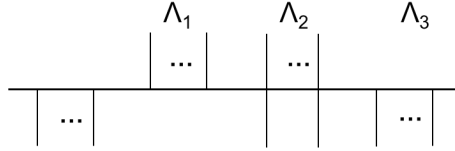


Figure 9: changes of the bidding set

By Lemma 4, we have

$$\frac{1}{\phi_i^*(b - \epsilon) - b} \geq \frac{1}{|\Lambda_1 \cup \Lambda_2| - 1} \sum_{j \in \Lambda_1 \cup \Lambda_2} \frac{1}{\phi_j^*(b - \epsilon) - b}, \forall i \in \Lambda_3 \quad (6)$$

$$\frac{1}{\phi_i^*(b - \epsilon) - b} \leq \frac{1}{|\Lambda_1 \cup \Lambda_2| - 1} \sum_{j \in \Lambda_1 \cup \Lambda_2} \frac{1}{\phi_j^*(b - \epsilon) - b}, \forall i \in \Lambda_1 \quad (7)$$

Sum over  $i \in \Lambda_3$  in Eq. (6), and we have

$$\sum_{i \in \Lambda_3} \frac{1}{\phi_i^*(b - \epsilon) - b} \geq \frac{|\Lambda_3|}{|\Lambda_1 \cup \Lambda_2| - 1} \sum_{j \in \Lambda_1 \cup \Lambda_2} \frac{1}{\phi_j^*(b - \epsilon) - b}$$

Sum over  $i \in \Lambda_1$  in Eq. (7), and we have

$$\sum_{i \in \Lambda_2} \frac{1}{\phi_i^*(b - \epsilon) - b} \geq \frac{|\Lambda_2| - 1}{|\Lambda_1 \cup \Lambda_2| - 1} \sum_{j \in \Lambda_1 \cup \Lambda_2} \frac{1}{\phi_j^*(b - \epsilon) - b}$$

Combining the two inequalities above completes the proof.  $\square$

## C Omitted proofs in Section 5

### C.1 Proof for Theorem 8

*Proof.* We guess two largest winning bids  $\bar{b}^1 < \bar{b}^2$ . Next we transform  $\mathcal{E}(\bar{b}^1, \{p_i^j\})$  into  $\mathcal{E}(\bar{b}^2, \{p_i^j\})$  through intermediate steps with changing the probability parameters.

In the structure  $\mathcal{E}(\bar{b}^1, \{p_i^j\})$ , we sort the bid intervals by their lower extreme points denoted by  $l_k = [l_k, \bar{l}_k]$ ,  $k \in [\sum_i d_i]$  where  $l_1 \geq l_2 \geq \dots \geq l_{\sum_i d_i}$ . We use  $buyer(l_k)$  to indicate the buyer who gives this bid interval and use  $index(l_k)$  to indicate the value index of  $buyer(l_k)$ . Formally, we have  $S_{buyer(l_k)} \left( v_{buyer(l_k)}^{index(l_k)} \right) = [l_k, \bar{l}_k]$ .

By changing the probability parameter  $\{p_i^j\}$ , we can control where a buyer leaves the bidding set according to Theorem 3. We create a parameter profile  $\{p_i^j\}^{(1)}$  such that  $\mathcal{E}(\bar{b}^2, \{p_i^j\}^{(1)})$  and  $\mathcal{E}(\bar{b}^1, \{p_i^j\}^{(1)})$  are same when bid intervals are restricted to the  $[-\infty, \bar{b}^1]$  area. We can do this by increasing  $p_i^{d_i}$  for  $i \in \Lambda^1(\bar{b}^1)$  such that every buyer in  $\Lambda^1(\bar{b}^1)$  are still bidding at  $\bar{b}^1$  under his largest value. Here we use  $\Lambda^1$  to denote the bidding set in the structure  $\mathcal{E}(\bar{b}^1, \{p_i^j\}^{(1)})$ .

Set  $k = 1$  at first. We choose a parameter profile  $\{p_i^j\}^{(k+1)}$  satisfying two conditions. Condition 1 is that the bid intervals in  $\mathcal{E}(\bar{b}^2, \{p_i^j\}^{(k+1)})$  and  $\mathcal{E}(\bar{b}^2, \{p_i^j\})$  are same when they are restricted to the  $[l_k, \bar{b}^2]$  area. Condition 2 is that every corresponding bid intervals in  $\mathcal{E}(\bar{b}^2, \{p_i^j\}^{(k)})$  and  $\mathcal{E}(\bar{b}^1, \{p_i^j\})$  have same lower extreme points when they are restricted to the  $[-\infty, l_k]$  area. By the second condition,  $\left\{ p_{buyer(l_k)}^{value(l_k)} \right\}^{(k)}$  returns to  $\{p_i^j\}$ .

By changing the parameter, the bid interval of  $buyer(l_k)$  with  $index(l_k)$ -th value ends earlier. For any bid  $x$ ,  $\frac{1}{|\Lambda(x)|-1} \sum_{i \in \Lambda(x)} \frac{1}{v_i(x)-x}$  increases when any buyer in the bidding set  $\Lambda(x)$  leaves. This change has two impacts. First, bid density increases in the range where  $buyer(l_k)$  leaves. The position that bid probability achieves the value probability becomes higher. Second, because the bidding set changes, the location where a buyer enters the bidding set may change too. Remember we keep the lower extreme point of every bid intervals unchanged. Thus there is only one possible change in the bidding set where a buyer enters, i.e.,  $buyer(l_k)$  leaves. The value of  $\frac{1}{|\Lambda(x)|-1} \sum_{i \in \Lambda(x)} \frac{1}{v_i(x)-x}$  increases. According to Theorem 5, buyer enters bidding set earlier. Only bid intervals  $l_m$  for  $m \geq k+1$  that have smaller lower extreme points have been affected. As a result,  $\{p_i^j\}^{(k+1)} \geq \{p_i^j\}^{(k)}$  for  $(i, j)$  not in  $\{(buyer(l_m), value(l_m)), m = 1, \dots, k\}$ .

We repeat the above procedure and  $k$  increases by 1 in each time. Bid intervals only weakly increase in each time. Finally, we would have  $\{p_i^j\}^{(\sum_i d_i)} = \{p_i^j\}$  and the proof completes.  $\square$

## C.2 Proof for Theorem 9

*Proof.* Consider the case that  $\bar{b}$  gets close to  $\bar{b}^1$  from the smaller side, we show the limit of structure equals to the structure of the limit, i.e.,

$$\lim_{\bar{b} \rightarrow \bar{b}^1} \mathcal{E}(\bar{b}, \{p_i^j\}) = \mathcal{E}(\bar{b}^1, \{p_i^j\})$$

We prove by contradiction. The proof for the other case is similar.

Pick  $\bar{b}^2$  close enough to  $\bar{b}^1$  such that all the boundaries of bid intervals in  $\mathcal{E}(\bar{b}^2, \{p_i^j\})$  are  $\epsilon$  close the  $\lim_{\bar{b} \rightarrow \bar{b}^1} \mathcal{E}(\bar{b}, \{p_i^j\})$ . In the limit of structure, some intervals starts later or ends later compared to structure of limit. We choose the largest bid position  $x$  where the limit of structure is not equal to the structure of  $\bar{b}^1$ .

Since the upper part  $[x, \bar{b}^2]$  is exactly same, it is impossible that the difference between two structures is some bid interval in the limit ends later. It must be the case that some bid interval starts later. Let buyer  $i$  has the largest corresponding value  $v_i$  among bid intervals that start later. So at the moment when buyer  $i$  joins the bidding set, the bidding sets are same in  $\mathcal{E}(\bar{b}^2, \{p_i^j\})$  and  $\mathcal{E}(\bar{b}^1, \{p_i^j\})$ .

But buyer  $i$  with  $v_i$  does not join the bidding set at  $x$  in  $\mathcal{E}(\bar{b}^2, \{p_i^j\})$ , while buyer  $i$  joins the bidding set at  $x$  in  $\mathcal{E}(\bar{b}^1, \{p_i^j\})$ . It contradicts with Theorem 5.  $\square$

**Example 6.**

$$G_1(12) = 1 \quad G_2(x) = \begin{cases} 1, & x = 14 \\ \frac{\sqrt{6}}{6}, & x = 0.5 \end{cases} \quad G_3(x) = \begin{cases} 1, & x = 12 \\ \frac{\sqrt{6}}{6}, & x = 6 \end{cases}$$

The bid distribution in BNE is the following.

$$F_1(x) = \begin{cases} 2(14-x)^{-1/2}, & x \in [8, 10] \\ 4\sqrt{6}(14-x)^{-1}, & x \in [1, 2] \\ \frac{\sqrt{6}}{3}, & x = 0 \end{cases} \quad F_2(x) = \begin{cases} (12-x)^{-1}(14-x)^{1/2}, & x \in (8, 10] \\ \sqrt{6}(12-x)^{-1}, & x \in (7, 8] \\ 2\sqrt{6}(12-x)^{-1}, & x \in [1, 2] \end{cases}$$

$$F_3(x) = \begin{cases} 2(14-x)^{-1/2}, & x \in (8, 10] \\ 2\sqrt{6}(14-x)^{-1}, & x \in [7, 8] \end{cases}$$

## D Omitted proofs in Section 6

### D.1 Proof of Lemma 6

*Proof.* The algorithm stops only when  $|\Lambda| \leq 1$  and no other buyers can join the bidding set. By definition of the smallest winning bid, we have  $v_1^1 \geq \underline{b}$ . Since  $v_1^1$  is buyer 1's smallest value, so buyer 1 never leaves bidding set when he has



value  $v_1^1$ . Hence, the bidding set only contains buyer 1 at the end point. Other buyers' next values are smaller than or equal to the value at end point. Then we put the remaining bid probability of buyer 1 on bidding  $\underline{b}$ . We are also able to create a bidding strategy For other buyers when their value smaller than or equal to  $\underline{b}$ , we create a bidding strategy such that they bid  $\underline{b}$  deterministically. In this case buyer 1 does not have incentive to deviate from bidding  $\underline{b}$  and other buyers never win in the following second price auction because their values are smaller.  $\square$