

Goodness-of-fit Test for Latent Block Models

Chihiro Watanabe^{*1} and Taiji Suzuki^{†1,2}

¹Graduate School of Information Science Technology, The University of Tokyo, Tokyo, Japan

²Center for Advanced Intelligence Project (AIP), RIKEN, Tokyo, Japan

Abstract

Latent block models are used for probabilistic biclustering, which is shown to be an effective method for analyzing various relational data sets. However, there has been no statistical test method for determining the row and column cluster numbers of latent block models. Recent studies have constructed statistical-test-based methods for stochastic block models, which assume that the observed matrix is a square symmetric matrix and that the cluster assignments are the same for rows and columns. In this study, we developed a new goodness-of-fit test for latent block models to test whether an observed data matrix fits a given set of row and column cluster numbers, or it consists of more clusters in at least one direction of the row and the column. To construct the test method, we used a result from the random matrix theory for a sample covariance matrix. We experimentally demonstrated the effectiveness of the proposed method by showing the asymptotic behavior of the test statistic and measuring the test accuracy.

1 Introduction

Block modeling [14, 2] is known to be effective in representing various relational data sets, such as the data sets of movie ratings [40], customer-product transactions [40], congressional voting [23], document-word relationships [10], and gene expressions [36]. Latent block models or LBMs [13] are used for probabilistic biclustering of such relational data matrices, where rows and columns represent different objects. For instance, suppose that a matrix $A = (A_{ij})_{ij} \in \mathbb{R}^{n \times p}$ represents the relationship between users and movies, where entry A_{ij} is the rating of the j -th movie by the i -th user. In LBMs, we assume a regular-grid block structure behind the observed matrix A ; i.e., both rows (users) and columns (movies) of matrix A are simultaneously decomposed into latent clusters. A block is defined as a combination of row and column clusters, and entries of the same block in matrix A are supposed to be i.i.d. random variables.

An open problem in using LBMs is that there has been no statistical criterion for determining the numbers of row and column clusters. Recently, statistical-test-based approaches [4, 25, 16] have been proposed for estimating the cluster number of stochastic block models (SBMs) [15]. SBMs are similar to LBMs in the sense that they assume a block structure behind an observed matrix; however, they are based on different assumptions from LBMs that an observed matrix is a square symmetric matrix and that the cluster assignments are the same for rows and columns [29]. In regard to the LBM setting, no statistical method has been constructed to determine row and column cluster numbers.

Aside from the test-based methods, several model selection approaches have been proposed based on cross-validation [6] or an information criterion [22, 34, 23]. However, these approaches have several limitations. (1) First, they cannot provide knowledge about the reliability of the result besides the finally estimated cluster numbers. Rather than minimizing the generalization error, in some cases,

^{*}chihiro_watanabe@mist.i.u-tokyo.ac.jp

[†]taiji@mist.i.u-tokyo.ac.jp

it is more appropriate to provide a probabilistic guarantee in reliability for the purpose of knowledge discovery. (2) Second, both the cross-validation-based and information-criterion-based methods depend on the clustering algorithm used. For instance, we can employ the Bayesian information criterion (BIC) for estimating the marginal likelihood only if the Fisher information matrix of the model is regular, which is not the case for block models. Constructing an information criterion that estimates the expectation of the generalization error for a wider class of models is generally difficult. (3) Finally, the above methods require relatively large computational complexity. Computation of an information criterion requires the process of approximating the posterior distribution by the Markov chain Monte Carlo (MCMC) method, and cross-validation requires the iterative calculation of the test error with different sets of partitions of the training and test data sets.

In this study, we proposed a new statistical test method for LBMs. To construct a hypothesis test with a theoretical guarantee, we used a result from random matrix theory. Recent studies on random matrix theory have revealed the asymptotic behavior of singular values of an $n \times p$ random matrix [12, 41, 48, 3, 18, 19, 42, 33, 35]. Here, we assume that each entry Z_{ij} of matrix Z , which is given by $Z_{ij} = (A_{ij} - P_{ij})/\sigma_{ij}$ (which is computed by the original matrix A , its block-wise mean P and standard deviation σ) follows a distribution with a sub-exponential decay. From the result in [35], the normalized maximum eigenvalue of $Z^\top Z$ converges in law to the Tracy-Widom distribution with index 1, under the above sub-exponential condition. Based on this result, we constructed a goodness-of-fit test for a given set of row and column cluster numbers of an LBM, using the maximum singular value of matrix \hat{Z} , which is an estimator of the matrix Z . We proved that under the null hypothesis (i.e., observed matrix A consists of a given set of row and column cluster numbers), the proposed test statistic T converges in law to the Tracy-Widom distribution with index 1 (Theorem 4.1). We also showed that under the alternative hypothesis, test statistic T increases in proportion to $m^{\frac{5}{3}}$ with a high probability, where m is a number proportional to the matrix size (Theorems 4.2 and 4.3).

The proposed method solves the limitations of other model selection approaches. (1) Our statistical test method enables us to obtain knowledge about the reliability of the test results. When testing a given set of row and column cluster numbers, we can explicitly set the probability of Type I error (or false positive) as a significance level α . (2) Unlike the other model selection methods, the proposed method does not depend on the clustering algorithm as long as it satisfies the consistency condition (Section 2). It only uses the output of a clustering algorithm to test a given set of cluster numbers; there is no need to modify the test method according to the clustering algorithm. (3) The proposed test method requires relatively small computational complexity. It does not require the MCMC procedure or partitioning into the training and test data sets. For these reasons, the proposed test-based method can be widely used for the purpose of knowledge discovery.

The next sections consist of the detailed explanation of the proposed test method for LBMs. In Section 2, we describe the proposed goodness-of-fit test and its theoretical guarantee with the assumptions required for the problem setting. Next, we briefly review the related works and their differences from the proposed method in Section 3. The main results are presented in Section 4, where we prove the asymptotic properties of the proposed test statistic. In Section 5, we experimentally demonstrate the effectiveness of the proposed test method by showing the asymptotic behavior of the test statistic and calculating the test accuracy. We discuss the results and limitations of the proposed method in Section 6 and conclude the paper in Section 7.

2 Problem setting and statistical model for goodness-of-fit test for latent block models

Let $A \in \mathbb{R}^{n \times p}$ be an $n \times p$ observed matrix. We assume that each entry of matrix A is independently generated, given its row and column clusters. Let $g_i^{(1)}$ be the cluster of the i -th row, and $g_j^{(2)}$ be the cluster of the j -th column of matrix A . To apply the result in [35], we assume that each entry of matrix A is independently subject to a distribution with block-wise mean P and block-wise standard

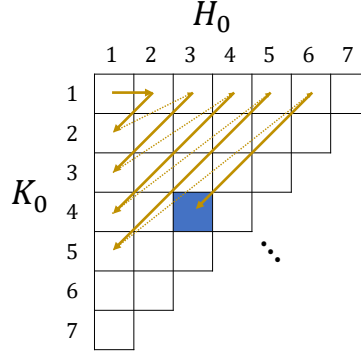


Figure 1: The sequential order for testing row and column cluster numbers. For example, let the blue entry $(4, 3)$ be the true cluster numbers (K, H) . Based on this sequentially ordered test, the given cluster numbers (K_0, H_0) are always unrealizable (that is, at least one of $K > K_0$ or $H > H_0$ holds), until it reaches to (K, H) .

deviation σ :

$$\begin{aligned} P &= (P_{ij})_{ij}, & P_{ij} &= B_{g_i^{(1)} g_j^{(2)}}. \\ \sigma &= (\sigma_{ij})_{ij}, & \sigma_{ij} &= S_{g_i^{(1)} g_j^{(2)}}. \\ A &= (A_{ij})_{ij}, & \mathbb{E}[A_{ij}] &= P_{ij}, & \mathbb{E}[(A_{ij} - P_{ij})^2] &= \sigma_{ij}^2, \end{aligned} \quad (1)$$

where B_{kh} and $S_{kh} > 0$, respectively, are the mean and the positive standard deviation of entries in the (k, h) -th true block under the null hypothesis.

Let (K, H) be the true set of cluster numbers for rows and columns of an observed matrix A , which is unknown in advance. In this paper, we propose a goodness-of-fit test for selecting these cluster numbers from observed matrix A . In such a test, we test whether (K, H) is equal to a given set of cluster numbers (K_0, H_0) or at least one of the given row and column cluster numbers K_0 or H_0 is smaller than the true cluster numbers K or H . In other words, the null (N) and alternative (A) hypotheses are given by

$$(N) : (K, H) = (K_0, H_0), \quad (A) : K > K_0 \text{ or } H > H_0. \quad (2)$$

By sequentially testing the cluster numbers in the following order (Figure 1), we can select the cluster numbers of a given observed matrix A .

1. Test $(K_0, H_0) = (1, 1)$.
2. Test $(K_0, H_0) = (1, 2), (2, 1)$.
3. Test $(K_0, H_0) = (1, 3), (2, 2), (3, 1)$.
4. ...
5. Test $(K_0, H_0) = (1, L), (2, L-1), \dots, (L, 1)$. Let (\hat{K}, \hat{H}) be the row and column cluster numbers where the null hypothesis is accepted and $\hat{K} + \hat{H} = L + 1$ holds. The selected set of cluster numbers is (\hat{K}, \hat{H}) .

Based on the above sequentially ordered test, selection of the cluster numbers requires $(K + H)(K + H - 1)/2$ tests at most.

Assumptions. Throughout this paper, we make the following assumptions to derive the test statistics:

- (i). We assume that a distribution of Z_{ij} , which is given by $Z_{ij} = (A_{ij} - P_{ij})/\sigma_{ij}$ as in (4) later, has a sub-exponential decay. That is, there exists some $\vartheta > 0$ such that for $x > 1$, $\Pr(|Z_{ij}| > x) \leq \vartheta^{-1} \exp(-x^\vartheta)$. From this assumption, note that the fourth moment of a random variable Z_{ij} is finite (i.e., $\mathbb{E}[Z_{ij}^4] < \infty$).
- (ii). We denote the number of rows and columns of matrix A as n and p , respectively. We assume that both n and p increase in proportion to some sufficiently large number m (i.e., $n, p \propto m$).
- (iii). Let K and H , respectively, be the minimum row and column cluster numbers to represent the block structure of observed matrix A under the null hypothesis. We assume that both K and H are finite constants that do not increase with the matrix sizes n and p . We also assume that the minimum row and column sizes of a block in the true block structure, which we denote as n_{\min} and p_{\min} , respectively, satisfy $n_{\min} = \Omega_p(m)$ and $p_{\min} = \Omega_p(m)$, where we used the following notation:

$$X = \Omega_p(f(m)) \Leftrightarrow \forall \epsilon > 0, \exists C > 0, M > 0, \forall m \geq M, \Pr(Cf(m) \leq X) \geq 1 - \epsilon. \quad (3)$$

In other words, we assume that with high probability, there is no “too small” block in matrix A .

- (iv). If the given set of cluster numbers (K_0, H_0) is equal to the true cluster numbers (K, H) , then we call it a *realizable* case. Otherwise, we call it an *unrealizable* case ($K > K_0$ or $H > H_0$). Here, we only consider the cases where $K_0 \leq K$ and $H_0 \leq H$.
- (v). In the realizable case, we assume that a clustering algorithm is *consistent*, that is, the probability that it outputs the correct block structure converges to 1, in the limit of $m \rightarrow \infty$. By using this assumption, the proposed method does not depend on a specific clustering algorithm. Several clustering algorithms including [11, 1, 5] have been proven to be consistent.

3 Relation to existing works

In this section, we briefly review the related works and explain the differences between them and the proposed method.

3.1 Model selection for block models

Statistical-test-based methods (for SBM) Recently, several methods have been proposed for testing the properties of a given observed matrix in relation to SBMs [4, 25, 20, 16, 49]. Particularly, the methods proposed in [4, 25, 16] have enabled us to estimate the number of blocks for SBMs. However, these methods differ from ours in the problem setting; they can be applied only to an SBM setting, where an observed matrix is a square symmetric matrix, and the cluster assignments are the same for rows and columns. There has been no method for estimating the block number for LBMs, where rows and columns (not necessarily square) of an observed matrix are simultaneously decomposed into clusters.

Cross-validation-based methods Cross-validation is a widely used method for model selection, where a data set is first split into training and test data sets, and then the best model with the minimum test error is determined. Recently, cross-validation methods for matrix data have been proposed [9, 26, 21, 6] to determine the number of clusters in network data. Although the purpose of these methods and our method is similar, these methods differ from ours in that their target is the

network data, where the observed matrix is square and its rows and columns represent the same node sets. Thus, the block structure is symmetric regardless of whether the network itself is directed or undirected). Moreover, unlike a statistical test, these methods cannot provide quantitative knowledge about the reliability of the selected model. Furthermore, the computational cost of cross-validation is generally high because it requires the iterative calculation of the test error with different data set partitions.

Information-criterion-based methods Another approach for determining the number of blocks in a matrix is to estimate the generalization error or marginal likelihood by some information criterion for given sets of block numbers. By using such information criteria, we can select a model in a statistically meaningful (non-heuristic) way. In regard to block models, many variants of BIC have been proposed [22, 34, 23, 17, 30]. Unlike our test-based method, which only requires a clustering algorithm to satisfy the consistency condition (Section 2), an information criterion for a theoretical guarantee should be carefully chosen according to the given clustering algorithm. For instance, BIC can be employed for estimating the marginal likelihood only if the Fisher information matrix of the model is regular, which is not the case for block models.

To solve this problem, as an alternative criterion to BIC, the integrated completed likelihood (ICL) criterion has been used in many studies for estimating the number of blocks in LBMs [27, 47, 8]. In ICL, we first derive a marginal likelihood for a given set of an observed matrix and block assignments and then substitute the set of estimated block assignments to approximate the marginal likelihood. However, since ICL is computed based on a single estimator of block assignments, there is no guarantee for the goodness of the approximation of marginal likelihood.

Similar to cross-validation-based methods, information-criterion-based methods cannot provide a probabilistic guarantee for the reliability of the selected model, which is a disadvantage for the purpose of knowledge discovery. The computational cost also becomes a problem because the computation of an information criterion requires the process of approximating the posterior distribution by MCMC.

Other model selection methods Aside from the information criteria, several studies have proposed to determine the number of blocks in LBMs based on the co-clustering adjusted rand index [38], the extended modularity for biclustering [24], or the expected posterior loss for a given loss function [37]. Another approach is to define the posterior distribution not only on cluster assignments of rows and columns but also on row and column cluster numbers [46, 32]. Unlike the model selection approaches, such nonparametric Bayesian methods can estimate the distribution of the block numbers. The best-fitted number of the blocks can be determined based on the posterior distribution (e.g., we can choose a MAP estimator [32]). However, in this case, the computational cost of MCMC is higher than that of the information-criterion-based methods because it requires a large number of iterations to approximate the posterior distribution both on the block assignments and the number of blocks.

4 Test statistic for determining the set of cluster numbers

To derive the test statistic for the proposed goodness-of-fit test, we first normalize each entry A_{ij} of an observed matrix A by subtracting P_{ij} and dividing it by σ_{ij} , where P and σ , respectively, are the block-wise mean and standard deviation in (1):

$$Z = (Z_{ij})_{ij}, \quad Z_{ij} = \frac{A_{ij} - P_{ij}}{\sigma_{ij}}. \quad (4)$$

By definition, each entry Z_{ij} of matrix Z in (4) independently follows a distribution with zero mean and standard deviation of one. Therefore, according to the result in [35], if $n = n(p)$ and $n/p \rightarrow \gamma \neq 0, \infty$ in the limit of $p \rightarrow \infty$, the scaled maximum eigenvalue T^* of matrix $Z^\top Z$ converges in law to the

Tracy-Widom distribution with index 1 (TW_1) in the limit of $p \rightarrow \infty$:

$$T^* = \frac{\lambda_1 - a}{b}, \quad T^* \rightsquigarrow TW_1 \text{ (Convergence in law)}, \quad (5)$$

where λ_1 is the maximum eigenvalue of matrix $Z^\top Z$ and

$$a = (\sqrt{n} + \sqrt{p})^2, \quad b = (\sqrt{n} + \sqrt{p}) \left(\frac{1}{\sqrt{n}} + \frac{1}{\sqrt{p}} \right)^{\frac{1}{3}}. \quad (6)$$

In most cases, the true cluster numbers (K, H) and the true cluster assignments $g^{(1)}$ and $g^{(2)}$ are unknown in advance. Therefore, we can only estimate the block structure based on the observed matrix A and the given cluster numbers. Let (K_0, H_0) be the given set of row and column cluster numbers, and $\hat{g}^{(1)}$ and $\hat{g}^{(2)}$, respectively, be the estimated cluster assignments for rows and columns. Based on such an estimated block structure $(\hat{g}^{(1)}, \hat{g}^{(2)})$, we estimate the block-wise mean and standard deviation by

$$\begin{aligned} \hat{B} &= (\hat{B}_{kh})_{kh}, & \hat{B}_{kh} &= \frac{1}{|I_k||J_h|} \sum_{i \in I_k, j \in J_h} A_{ij}, \\ \hat{P} &= (\hat{P}_{ij})_{ij}, & \hat{P}_{ij} &= \hat{B}_{\hat{g}_i^{(1)} \hat{g}_j^{(2)}}, \\ \hat{S} &= (\hat{S}_{kh})_{kh}, & \hat{S}_{kh} &= \sqrt{\frac{1}{|I_k||J_h|} \sum_{i \in I_k, j \in J_h} (A_{ij} - \hat{P}_{ij})^2}, \\ \hat{\sigma} &= (\hat{\sigma}_{ij})_{ij}, & \hat{\sigma}_{ij} &= \hat{S}_{\hat{g}_i^{(1)} \hat{g}_j^{(2)}}, \end{aligned} \quad (7)$$

where I_k is the set of row indices of matrix A that are assigned to the k -th cluster, and J_h is the set of column indices of matrix A that are assigned to the h -th cluster:

$$I_k = \{i : \hat{g}_i^{(1)} = k\}, \quad J_h = \{j : \hat{g}_j^{(2)} = h\}. \quad (8)$$

The consistency assumption (v) guarantees that if $(K_0, H_0) = (K, H)$, the probability that the cluster assignments $(I_k)_k$ and $(J_h)_h$ are correct converges to 1 in the limit of $m \rightarrow \infty$.

We define an estimator of normalized matrix Z in (4) based on the estimated block-wise mean \hat{P} and standard deviation $\hat{\sigma}$ in (7):

$$\hat{Z} = (\hat{Z}_{ij})_{ij}, \quad \hat{Z}_{ij} = \frac{A_{ij} - \hat{P}_{ij}}{\hat{\sigma}_{ij}}. \quad (9)$$

The test statistic T for the proposed goodness-of-fit test is given by the scaled maximum eigenvalue of matrix $\hat{Z}^\top \hat{Z}$:

$$T = \frac{\hat{\lambda}_1 - a}{b}, \quad (10)$$

where $\hat{\lambda}_1$ is the maximum eigenvalue of matrix $\hat{Z}^\top \hat{Z}$, and a and b are given by (6).

Theorem 4.1 (Realizable case). *We assume that the following condition holds: $n = n(p)$, $n/p \rightarrow \gamma \neq 0, \infty$ in the limit of $p \rightarrow \infty$. Under the consistency assumption (v) for the clustering algorithm, if $(K_0, H_0) = (K, H)$,*

$$T \rightsquigarrow TW_1 \text{ (Convergence in law)}, \quad (11)$$

in the limit of $p \rightarrow \infty$, where T is defined as in (10).

Proof. We denote the operator norm by $\|\cdot\|_{\text{op}}$,

$$\|A\|_{\text{op}} = \sup_{u \in \mathbb{R}^p} \frac{\|Au\|}{\|u\|}. \quad (12)$$

From now on, we use the following notation:

- B_{kh} and S_{kh} , respectively, are the constant elements in the (k, h) -th **true** blocks of mean and standard deviation matrices P and σ .
- \tilde{B}_{kh} and \tilde{S}_{kh} , respectively, are the constant elements in the (k, h) -th **true** blocks of mean and standard deviation matrices \tilde{P} and $\tilde{\sigma}$, which are calculated based on the observed matrix A and the correct cluster assignments. That is, \tilde{B}_{kh} and \tilde{S}_{kh} , respectively, are the sample mean and standard deviation of all the entries in the (k, h) -th **true** block in matrix A .
- \hat{B}_{kh} and \hat{S}_{kh} , respectively, are the constant elements in the (k, h) -th **estimated** blocks of mean and standard deviation matrices \hat{P} and $\hat{\sigma}$. Here, the estimated block structure is output by a clustering algorithm that satisfies the consistency assumption (v).

First of all, we derive the difference between B_{kh} (S_{kh}) and \tilde{B}_{kh} (\tilde{S}_{kh}). Since the number of entries in the block is proportional to m^2 by the assumption (iii), $\sqrt{m^2} (B_{kh} - \tilde{B}_{kh})$ converges to $\mathcal{N}(0, S_{kh}^2)$ from the central limit theorem. Therefore, from Prokhorov's theorem [44], we have

$$\tilde{B}_{kh} = B_{kh} + O_p\left(\frac{1}{m}\right). \quad (13)$$

Also, the following equation holds (The proof is given in Appendix A):

$$\tilde{S}_{kh} = S_{kh} + O_p\left(\frac{1}{m}\right). \quad (14)$$

Let \tilde{Z} be a matrix whose entries are calculated based on the observed matrix A , sample mean \tilde{B} and standard deviation \tilde{S} for the correct block structure. Formally,

$$\begin{aligned} \tilde{P} &= (\tilde{P}_{ij})_{ij}, & \tilde{P}_{ij} &= \tilde{B}_{g_i^{(1)} g_j^{(2)}}, \\ \tilde{\sigma} &= (\tilde{\sigma}_{ij})_{ij}, & \tilde{\sigma}_{ij} &= \tilde{S}_{g_i^{(1)} g_j^{(2)}}, \\ \tilde{Z} &= (\tilde{Z}_{ij})_{ij}, & \tilde{Z}_{ij} &= \frac{A_{ij} - \tilde{P}_{ij}}{\tilde{\sigma}_{ij}}. \end{aligned} \quad (15)$$

From here, we derive the difference between the maximum eigenvalue $\tilde{\lambda}_1$ of matrix $\tilde{Z}^\top \tilde{Z}$ and the maximum eigenvalue λ_1 of matrix $Z^\top Z$. From (5), we have $\lambda_1 = O_p(m)$. Therefore, the largest singular value of matrix Z , which is equal to $\|Z\|_{\text{op}}$, is in the order of $O_p(\sqrt{m})$.

By the subadditivity of the operator norm, we have

$$\left| \|Z\|_{\text{op}} - \|\tilde{Z}\|_{\text{op}} \right| \leq \|Z - \tilde{Z}\|_{\text{op}}. \quad (16)$$

Let $A^{(k,h)}$, $P^{(k,h)}$, $\tilde{P}^{(k,h)}$, $Z^{(k,h)}$ and $\tilde{Z}^{(k,h)}$, respectively, be the (k, h) -th **true** blocks of matrices A , P , \tilde{P} , Z and \tilde{Z} . We also denote the row and column sizes of the (k, h) -th **true** block as $n^{(k,h)}$ and $p^{(k,h)}$, respectively. From the definitions in (4) and (15), we have

$$Z^{(k,h)} = \frac{A^{(k,h)} - P^{(k,h)}}{S_{kh}}, \quad \tilde{Z}^{(k,h)} = \frac{A^{(k,h)} - \tilde{P}^{(k,h)}}{\tilde{S}_{kh}}. \quad (17)$$

Combining this with (13), (14) and the fact that the Frobenius norm upper bounds the operator norm, we have

$$\begin{aligned}
\|Z^{(k,h)} - \tilde{Z}^{(k,h)}\|_{\text{op}} &= \left\| \frac{A^{(k,h)} - P^{(k,h)}}{S_{kh}} - \frac{A^{(k,h)} - \tilde{P}^{(k,h)}}{\tilde{S}_{kh}} \right\|_{\text{op}} \\
&= \left\| \frac{A^{(k,h)} - P^{(k,h)}}{S_{kh}} - \frac{A^{(k,h)} - P^{(k,h)}}{\tilde{S}_{kh}} + \frac{A^{(k,h)} - P^{(k,h)}}{\tilde{S}_{kh}} - \frac{A^{(k,h)} - \tilde{P}^{(k,h)}}{\tilde{S}_{kh}} \right\|_{\text{op}} \\
&\leq \left\| \frac{A^{(k,h)} - P^{(k,h)}}{S_{kh}} - \frac{A^{(k,h)} - P^{(k,h)}}{\tilde{S}_{kh}} \right\|_{\text{op}} + \left\| \frac{A^{(k,h)} - P^{(k,h)}}{\tilde{S}_{kh}} - \frac{A^{(k,h)} - \tilde{P}^{(k,h)}}{\tilde{S}_{kh}} \right\|_{\text{op}} \\
&= \frac{\tilde{S}_{kh} - S_{kh}}{S_{kh}\tilde{S}_{kh}} \|A^{(k,h)} - P^{(k,h)}\|_{\text{op}} + \frac{1}{\tilde{S}_{kh}} \|P^{(k,h)} - \tilde{P}^{(k,h)}\|_{\text{op}} \\
&= \frac{\tilde{S}_{kh} - S_{kh}}{S_{kh}\tilde{S}_{kh}} \|A^{(k,h)} - P^{(k,h)}\|_{\text{op}} + \frac{1}{\tilde{S}_{kh}} \|P^{(k,h)} - \tilde{P}^{(k,h)}\|_{\text{F}} \\
&= \frac{\tilde{S}_{kh} - S_{kh}}{\tilde{S}_{kh}} \|Z^{(k,h)}\|_{\text{op}} + \frac{1}{\tilde{S}_{kh}} \sqrt{n^{(k,h)}p^{(k,h)}} |B_{kh} - \tilde{B}_{kh}| \\
&= \frac{O_p(1/m)}{S_{kh} + O_p(1/m)} \|Z^{(k,h)}\|_{\text{op}} + \frac{O_p(1/m)}{S_{kh} + O_p(1/m)} \sqrt{n^{(k,h)}p^{(k,h)}} \quad (\because (13), (14)) \\
&= \frac{O_p(1/m)}{S_{kh} + O_p(1/m)} O_p(\sqrt{m}) + \frac{O_p(1/m)}{S_{kh} + O_p(1/m)} \sqrt{n^{(k,h)}p^{(k,h)}} \quad (\because (5)) \\
&= O_p\left(\frac{1}{\sqrt{m}}\right) + O_p(1) = O_p(1).
\end{aligned} \tag{18}$$

Therefore, since the operator norm of a matrix is not larger than the sum of the operator norms of all of its blocks and the number of blocks are finite constants, we have

$$\|Z - \tilde{Z}\|_{\text{op}} \leq \sum_{k,h} \|Z^{(k,h)} - \tilde{Z}^{(k,h)}\|_{\text{op}} = O_p(1). \tag{19}$$

By combining this with (16), we obtain

$$\|\tilde{Z}\|_{\text{op}} = \|Z\|_{\text{op}} + O_p(1). \tag{20}$$

Next, we consider the joint probability of the event F_m that the clustering algorithm outputs the correct block structure (i.e., $\tilde{Z} = \hat{Z}$) and the event $G_{m,C}$ that $\left| \|Z\|_{\text{op}} - \|\tilde{Z}\|_{\text{op}} \right| \leq C$ holds. Such a joint probability satisfies the following inequality:

$$\Pr(F_m \cap G_{m,C}) \geq 1 - \Pr(F_m^C) - \Pr(G_{m,C}^C), \tag{21}$$

where A^C is the complement of event A . The consistency assumption (v) guarantees that if $(K_0, H_0) = (K, H)$, $\Pr(F_m^C)$ converges to 0 in the limit of $m \rightarrow \infty$. By combining this fact with (20), we obtain

$$\forall \epsilon > 0, \exists C > 0, M > 0, \forall m \geq M, \Pr(F_m \cap G_{m,C}) \geq 1 - \epsilon, \tag{22}$$

which results in

$$\|\hat{Z}\|_{\text{op}} = \|Z\|_{\text{op}} + O_p(1). \tag{23}$$

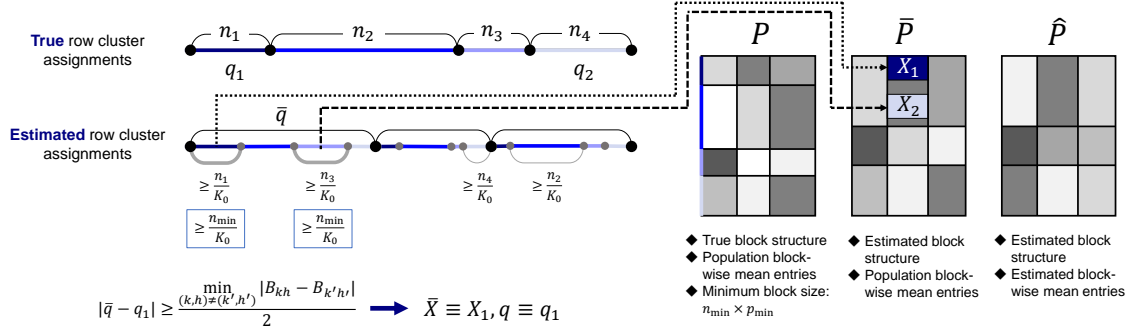


Figure 2: Difference between matrices P , \bar{P} , and \hat{P} in an unrealizable case.

Here, note that $\|Z\|_{\text{op}} = \sqrt{\lambda_1}$ and $\|\hat{Z}\|_{\text{op}} = \sqrt{\hat{\lambda}_1}$. By combining these results and (5), from Slutsky's theorem (note that both a and b are constants that only depend on the matrix size),

$$\frac{\hat{\lambda}_1 - a}{b} \rightsquigarrow TW_1 \text{ (Convergence in law)}. \quad (24)$$

This is equivalent to the statement of Theorem 4.1. \square

Theorem 4.2 (Unrealizable case, lower bound). *Suppose $K_0 < K$ or $H_0 < H$.*

$$T = \Omega_p \left(\frac{m^{\frac{5}{3}}}{K^2 H^2} \right), \quad (25)$$

where T is defined as in (10).

Proof. Let \bar{P} be a matrix that consists of the **estimated** block structure and whose entries are the population block-wise means, which can be calculated using P (see also Figure 2). To derive the difference between matrices P and \hat{P} , we first focus on the relationship between matrices P and \bar{P} . In the unrealizable case (i.e., $K_0 < K$ or $H_0 < H$), we can assume $K_0 < K$ without loss of generality.

Let n_k be the number of rows in the k -th **true** row cluster. For all the **true** row cluster indices $k \in \{1, \dots, K\}$, at least one **estimated** row cluster contains n_k/K_0 or more rows that are assigned to the k -th row cluster in the **true** block structure (otherwise, the total number of rows in the k -th **true** row cluster is smaller than n_k). Since $K_0 < K$, at least one estimated block contains two or more sets of rows whose **true** row clusters are mutually different, and both of which have the row sizes of at least n_{\min}/K_0 , where n_{\min} is the minimum row size of a block in the **true** block structure. On the other hand, for all the **true** column cluster indices $h \in \{1, \dots, H\}$, at least one **estimated** column cluster contains p_h/H_0 or more columns that are assigned to the h -th column cluster in the **true** block structure, where p_h is the number of rows in the h -th **true** column cluster. By combining these facts, there exists at least one **estimated** block that contains two or more submatrices, both of which have the sizes of at least $(n_{\min}/K_0) \times (p_{\min}/H_0)$ and whose **true** blocks are mutually different.

Let X_1 and X_2 be such submatrices, whose **true** block-wise mean are q_1 and q_2 , respectively. We can assume $q_1 > q_2$ without the loss of generality. In matrix \bar{P} , which has the **estimated** block structure, both of X_1 and X_2 have the same values \bar{q} . Here, if $\bar{q} \geq \frac{q_1 + q_2}{2}$ holds, $|q_2 - \bar{q}| \geq \frac{|q_1 - q_2|}{2}$, and $|q_1 - \bar{q}| \geq \frac{|q_1 - q_2|}{2}$ if otherwise. Therefore, for any \bar{q} , there exists at least one submatrix \bar{X} (which is either X_1 or X_2) with a size of at least $(n_{\min}/K_0) \times (p_{\min}/H_0)$, where all the entries are q (which is either q_1 or q_2) in matrix P and

$$|q - \bar{q}| \geq \frac{\min_{(k,h) \neq (k',h')} |B_{kh} - B_{k'h'}|}{2}. \quad (26)$$

Let (k_1, h_1) be the row and column cluster indices of the **estimated** block which contains the above submatrix \bar{X} . We denote the row and column sizes of the (k_1, h_1) -th **estimated** block as \underline{n}_1 and \underline{p}_1 , respectively. Let $\underline{A}^{(k_1, h_1)}$, $\underline{P}^{(k_1, h_1)}$, $\underline{\bar{P}}^{(k_1, h_1)}$ and $\underline{\hat{P}}^{(k_1, h_1)}$, respectively, be the submatrices of A , P , \bar{P} and \hat{P} with the same row and column indices as the (k_1, h_1) -th **estimated** block. In regard to the difference between matrices \bar{P} and \hat{P} (both of which have the **estimated** block structure), we have

$$\begin{aligned}
|\hat{q} - \bar{q}| &= \left| \frac{1}{\underline{n}_1 \underline{p}_1} \sum_{i,j} \left(\underline{\hat{P}}_{ij}^{(k_1, h_1)} - \underline{\bar{P}}_{ij}^{(k_1, h_1)} \right) \right| \\
&= \left| \frac{1}{\underline{n}_1 \underline{p}_1} \sum_{i,j} \left(\underline{A}_{ij}^{(k_1, h_1)} - \underline{P}_{ij}^{(k_1, h_1)} \right) \right| \left(\because \underline{\hat{P}}_{ij}^{(k_1, h_1)} = \frac{1}{\underline{n}_1 \underline{p}_1} \sum_{i,j} \underline{A}_{ij}^{(k_1, h_1)}, \underline{\bar{P}}_{ij}^{(k_1, h_1)} = \frac{1}{\underline{n}_1 \underline{p}_1} \sum_{i,j} \underline{P}_{ij}^{(k_1, h_1)} \right) \\
&= \frac{1}{\underline{n}_1 \underline{p}_1} \left| \left\langle u_1, \left(\underline{A}^{(k_1, h_1)} - \underline{P}^{(k_1, h_1)} \right) u_2 \right\rangle \right| \leq \frac{1}{\underline{n}_1 \underline{p}_1} \|u_1\| \|u_2\| \left\| \underline{A}^{(k_1, h_1)} - \underline{P}^{(k_1, h_1)} \right\|_{\text{op}} \\
&= \frac{1}{\sqrt{\underline{n}_1 \underline{p}_1}} \left\| \underline{A}^{(k_1, h_1)} - \underline{P}^{(k_1, h_1)} \right\|_{\text{op}} \leq \sqrt{\frac{K_0 H_0}{n_{\min} p_{\min}}} \left\| \underline{A}^{(k_1, h_1)} - \underline{P}^{(k_1, h_1)} \right\|_{\text{op}} \leq \sqrt{\frac{K_0 H_0}{n_{\min} p_{\min}}} \|A - P\|_{\text{op}} \\
&\leq \sqrt{\frac{K_0 H_0}{n_{\min} p_{\min}}} \sum_{k,h} \left\| A^{(k,h)} - P^{(k,h)} \right\|_{\text{op}} = \sqrt{\frac{K_0 H_0}{n_{\min} p_{\min}}} \sum_{k,h} S_{kh} \left\| Z^{(k,h)} \right\|_{\text{op}} \\
&\leq \sqrt{\frac{K_0 H_0}{n_{\min} p_{\min}}} K H \max_{k,h} S_{kh} \|Z\|_{\text{op}} = O_p \left(\frac{KH}{\sqrt{m}} \right). \tag{27}
\end{aligned}$$

where $A^{(k,h)}$, $P^{(k,h)}$ and $Z^{(k,h)}$, respectively, are the (k,h) -th **true** blocks of matrices A , P and Z , and $u_1 = (1, 1, \dots, 1)^\top \in \mathbb{R}^{\underline{n}_1}$ and $u_2 = (1, 1, \dots, 1)^\top \in \mathbb{R}^{\underline{p}_1}$. To derive the final equation in (27), we used the assumption that $n_{\min}, p_{\min} = \Omega_p(m)$ and the fact that $\|Z\|_{\text{op}}$ is equal to the largest singular value of Z , which is $O_p(\sqrt{m})$ from (5).

Let $E_{m,C}$ be the event that $|q - \bar{q}| - CKH/\sqrt{m} \leq |q - \hat{q}|$ holds. For all q , \bar{q} , and \hat{q} , the following inequality holds:

$$|q - \bar{q}| - |q - \hat{q}| \leq |\hat{q} - \bar{q}|. \tag{28}$$

By combining (27) and (28), we obtain

$$\forall \epsilon > 0, \exists C > 0, M > 0, \forall m \geq M, \Pr(E_{m,C}) \geq 1 - \epsilon. \tag{29}$$

From now on, we denote the row and column sizes of submatrix \bar{X} , respectively, by n_1 and p_1 . Let A^* , P^* , \bar{P}^* , \hat{P}^* , Z^* and \hat{Z}^* respectively, be the submatrices of matrices A , P , \bar{P} , \hat{P} , Z and \hat{Z} with the same row and column indices as submatrix \bar{X} . We also denote the constant entries of the submatrices of σ and $\hat{\sigma}$ with the same row and column indices as submatrix \bar{X} , respectively, as σ^* and $\hat{\sigma}^*$. From the definition (9) and since the operator norm of a submatrix is not larger than that of the original matrix, we have

$$\begin{aligned}
\left\| \hat{Z} \right\|_{\text{op}} &\geq \left\| \hat{Z}^* \right\|_{\text{op}} = \frac{1}{\hat{\sigma}^*} \left\| A^* - \hat{P}^* \right\|_{\text{op}} = \frac{1}{\hat{\sigma}^*} \left\| (A^* - P^*) + (P^* - \hat{P}^*) \right\|_{\text{op}} \\
&\geq \frac{1}{\hat{\sigma}^*} \left| \left\| A^* - P^* \right\|_{\text{op}} - \left\| P^* - \hat{P}^* \right\|_{\text{op}} \right| \\
&= \frac{1}{\hat{\sigma}^*} \left| \sigma^* \|Z^*\|_{\text{op}} - \left\| P^* - \hat{P}^* \right\|_{\text{op}} \right|. \tag{30}
\end{aligned}$$

First, the order of the estimated standard deviation $\hat{\sigma}^*$ is given by

$$\hat{\sigma}^* = O_p(KH). \tag{31}$$

The proof of (31) is in Appendix B.

The only non-zero (and thus, the largest) singular value of matrix $(P^* - \hat{P}^*)$ is $\sqrt{n_1 p_1} |q - \hat{q}|$. Since the largest singular value of a matrix is equal to its operator norm, we have

$$\|P^* - \hat{P}^*\|_{\text{op}} = \sqrt{n_1 p_1} |q - \hat{q}| \geq \sqrt{\frac{n_{\min} p_{\min}}{K_0 H_0}} |q - \hat{q}|. \quad (32)$$

Therefore, by combining this fact with (26), if the statement of event $E_{m,C}$ holds, the following inequality also holds:

$$\sqrt{\frac{n_{\min} p_{\min}}{K_0 H_0}} \left(\frac{\min_{(k,h) \neq (k',h')} |B_{kh} - B_{k'h'}|}{2} - \frac{CKH}{\sqrt{m}} \right) \leq \|P^* - \hat{P}^*\|_{\text{op}}, \quad (33)$$

which results in that $\|P^* - \hat{P}^*\|_{\text{op}} = \Omega_p(\delta m)$, where $\delta \equiv \min_{(k,h) \neq (k',h')} |B_{kh} - B_{k'h'}|$.

Also, from (5), we have $\|Z^*\|_{\text{op}} \leq \|Z\|_{\text{op}} = O_p(\sqrt{m})$. By substituting this fact, (31) and (33) into (30), we finally obtain

$$\|\hat{Z}\|_{\text{op}}^2 = \Omega_p \left(\frac{\delta^2 m^2}{K^2 H^2} \right). \quad (34)$$

Here, $\|\hat{Z}\|_{\text{op}}^2$ is equal to the maximum eigenvalue $\hat{\lambda}_1$ of matrix $\hat{Z}^\top \hat{Z}$, and the test statistic is $T = \frac{\hat{\lambda}_1 - a}{b}$. Using the definition (6), we obtain $a = O_p(m)$ and

$$\begin{aligned} b &= (\sqrt{n} + \sqrt{p}) \left(\frac{1}{\sqrt{n}} + \frac{1}{\sqrt{p}} \right)^{\frac{1}{3}} = (\sqrt{\beta_1 m} + \sqrt{\beta_2 m}) \left(\frac{1}{\sqrt{\beta_1 m}} + \frac{1}{\sqrt{\beta_2 m}} \right)^{\frac{1}{3}} \\ &= m^{\frac{1}{3}} (\sqrt{\beta_1} + \sqrt{\beta_2}) \left(\frac{1}{\sqrt{\beta_1}} + \frac{1}{\sqrt{\beta_2}} \right)^{\frac{1}{3}}, \end{aligned} \quad (35)$$

where we used the definitions $\beta_1 \equiv n/m$ and $\beta_2 \equiv p/m$.

By combining these results and (34), we obtain

$$T m^{\frac{1}{3}} = \Omega_p \left(\frac{\delta^2 m^2}{K^2 H^2} \right) \iff T = \Omega_p \left(\frac{\delta^2 m^{\frac{5}{3}}}{K^2 H^2} \right), \quad (36)$$

which concludes the proof. \square

Theorem 4.3 (Unrealizable case, upper bound). *Suppose $K_0 < K$ or $H_0 < H$. Then,*

$$T = O_p \left(m^{\frac{5}{3}} \right), \quad (37)$$

where T is defined as in (10).

Proof. We define P , \bar{P} , and \hat{P} as in Theorem 4.2. Let $\hat{Z}^{(k,h)}$, $\underline{A}^{(k,h)}$ and $\underline{\hat{P}}^{(k,h)}$, respectively, be the (k, h) -th **estimated** block of matrix \hat{Z} , A and \hat{P} . We denote the row and column sizes of the (k, h) -th **estimated** block as $\underline{n}^{(k,h)}$ and $\underline{p}^{(k,h)}$, respectively. Since the operator norm of a matrix is not larger than the sum of the operator norms of all its blocks, we have

$$\begin{aligned} \|\hat{Z}\|_{\text{op}} &\leq \sum_{k,h} \|\hat{Z}^{(k,h)}\|_{\text{op}} = \sum_{k,h} \frac{1}{\hat{S}_{kh}} \|\underline{A}^{(k,h)} - \underline{\hat{P}}^{(k,h)}\|_{\text{op}} \\ &= \sum_{k,h} \frac{\sqrt{\underline{n}^{(k,h)} \underline{p}^{(k,h)}}}{\|\underline{A}^{(k,h)} - \underline{\hat{P}}^{(k,h)}\|_{\text{F}}} \|\underline{A}^{(k,h)} - \underline{\hat{P}}^{(k,h)}\|_{\text{op}} \leq \sum_{k,h} \frac{\sqrt{\underline{n}^{(k,h)} \underline{p}^{(k,h)}}}{\|\underline{A}^{(k,h)} - \underline{\hat{P}}^{(k,h)}\|_{\text{F}}} \|\underline{A}^{(k,h)} - \underline{\hat{P}}^{(k,h)}\|_{\text{F}} \\ &= \sum_{k,h} \sqrt{\underline{n}^{(k,h)} \underline{p}^{(k,h)}} \leq K_0 H_0 \sqrt{np} = O_p(m). \end{aligned} \quad (38)$$

The test statistic is $T = \frac{\hat{\lambda}_1 - a}{b}$, where $\hat{\lambda}_1 = \left\| \hat{Z} \right\|_{\text{op}}^2 = O_p(m^2)$. Based on the same discussion as in Theorem 4.2, $a = O_p(m)$ and (35) hold. Consequently, we obtain $T = O_p(m^2/m^{\frac{1}{3}}) = O_p(m^{\frac{5}{3}})$, which concludes the proof. \square

Based on the results in Theorems 4.1, 4.2 and 4.3, we propose a one-sided goodness-of-fit test for a given set of cluster numbers (K_0, H_0) at the significance level of α by using the test statistic T :

$$\text{Reject null hypothesis } ((K, H) = (K_0, H_0)), \quad \text{if } T \geq t(\alpha), \quad (39)$$

where $t(\alpha)$ is the α upper quantile of the Tracy-Widom distribution with index 1. By applying the sequentially ordered test that we explained in Section 2 based on the above rejection rule (39), we can select a set of row and column cluster numbers (\hat{K}, \hat{H}) for a given observed matrix A .

5 Experiments

5.1 Realizable case: convergence of test statistic T in law to Tracy-Widom distribution

First of all, we checked the convergence of the proposed test statistic T in law to the Tracy-Widom distribution with index 1, under the *realizable* setting, which has been stated in Theorem 4.1, by using a synthetic data that were generated based on three types of distributions:

- **Gaussian Latent Block Model:** The observed matrices were generated whose entries in the (k, h) -th block follows the normal distribution $\mathcal{N}(B_{kh}, S_{kh})$. In the Gaussian LBM setting, we used the following true model and parameters:

$$(K, H) = (4, 3), \quad B = \begin{pmatrix} 0.9 & 0.1 & 0.4 \\ 0.2 & 0.7 & 0.3 \\ 0.3 & 0.2 & 0.8 \\ 0.6 & 0.9 & 0.1 \end{pmatrix}, \quad S = \begin{pmatrix} 0.08 & 0.06 & 0.15 \\ 0.14 & 0.12 & 0.07 \\ 0.09 & 0.1 & 0.11 \\ 0.16 & 0.13 & 0.05 \end{pmatrix}. \quad (40)$$

- **Bernoulli Latent Block Model** The observed matrices were generated whose entries in the (k, h) -th block follows the normal distribution $\text{Bernoulli}(B_{kh})$. In the Bernoulli LBM setting, we used the following true model and parameters:

$$(K, H) = (4, 3), \quad B = \begin{pmatrix} 0.9 & 0.1 & 0.4 \\ 0.2 & 0.7 & 0.3 \\ 0.3 & 0.2 & 0.8 \\ 0.6 & 0.9 & 0.1 \end{pmatrix}. \quad (41)$$

- **Poisson Latent Block Model** The observed matrices were generated whose entries in the (k, h) -th block follows the normal distribution $\text{Pois}(B_{kh})$. In the Poisson LBM setting, we used the following true model and parameters:

$$(K, H) = (4, 3), \quad B = \begin{pmatrix} 9.0 & 1.0 & 4.0 \\ 2.0 & 7.0 & 3.0 \\ 3.0 & 2.0 & 8.0 \\ 6.0 & 9.0 & 1.0 \end{pmatrix}. \quad (42)$$

Based on the above Latent Block Model, we randomly generated 1000 observed matrices, estimated their block structures based on the Ward's hierarchical clustering algorithm [45], and computed the test statistic T . With respect to the matrix size, we tried the following 10 settings: $(n, p) = (300 \times i, 225 \times i)$,

$i = 1, \dots, 10$. When generating an observed matrix, the true cluster of each row was randomly chosen from the discrete uniform distribution on $\{1, 2, 3, 4\}$. Similarly, the true cluster of each column was randomly chosen from the discrete uniform distribution on $\{1, 2, 3\}$.

Figures 3, 4, and 5, respectively, show the Q-Q plots of the test statistic T and the TW_1 distribution in the settings of Gaussian, Bernoulli, and Poisson settings. Each plotted point corresponds to a sample of test statistic T , and the horizontal and vertical lines, respectively, show its theoretical and sample quantiles. These figures show that the test statistic converged in law to the TW_1 distribution.

Figure 6 shows the ratios of the trials where $T \geq t(0.01)$, $T \geq t(0.05)$, and $T \geq t(0.1)$ for the above three distributional settings, where $t(\alpha)$ is the α upper quantile of the TW_1 distribution. We used the approximated values $t(0.01) \approx 2.02345$, $t(0.05) \approx 0.97931$, and $t(0.1) \approx 0.45014$, according to Table 2 in [43]. From Figure 6, we see that the tail probability of the test statistic T also converged to those of the TW_1 distributions for all of the three distributional settings.

We also plotted the results of the Kolmogorov-Smirnov test [7] for the test statistic T in Figure 7. We tested whether the distribution of T is the TW_1 distribution or not based on the test statistic $D\sqrt{r}$, where D is the maximum absolute difference between the empirical distribution function of T and the cumulative distribution function of the TW_1 distribution, and r is the sample size, which is set at 1000 in this experiment. Figure 7 shows the convergence of the proposed test statistic T in law to the TW_1 distribution under the realizable setting.

5.2 Unrealizable case: asymptotic behavior of test statistic T

Next, we checked the asymptotic behavior of the proposed test statistic T under the *unrealizable* setting, which has been stated in Theorems 4.2 and 4.3, by using a synthetic data that were generated based on the same three types of distributions as in Section ???. By combining Theorems 4.2 and 4.3, we obtain the following theorem:

Theorem 5.1 (Unrealizable case, two-sided bound). *Suppose $K_0 < K$ or $H_0 < H$. Then,*

$$\forall \epsilon > 0, \exists C_1, C_2, M, \forall m \geq M, \Pr(C_1 m^{\frac{5}{3}} \leq T \leq C_2 m^{\frac{5}{3}}) \geq 1 - \epsilon. \quad (43)$$

In other words, with high probability, the proposed test statistic T increases in proportion to $p^{\frac{5}{3}}$ in the limit of $p \rightarrow \infty$, since we have assumed that $p \propto m$.

With respect to the true models and parameters, we used the same settings as in Section ??? for all of the three distributional settings (i.e., Gaussian, Bernoulli, and Poisson LBMs). Based on such settings, we randomly generated 100 observed matrices, estimated their block structures based on the Ward's hierarchical clustering algorithm [45], and computed the test statistic T . With respect to the matrix size, we tried the following 10 settings: $(n, p) = (200 \times i, 150 \times i)$, $i = 1, \dots, 10$. When generating an observed matrix, the true cluster of each row was randomly chosen from the discrete uniform distribution on $\{1, 2, 3, 4\}$. Similarly, the true cluster of each column was randomly chosen from the discrete uniform distribution on $\{1, 2, 3\}$.

Figures 8 and 9 show the asymptotic behavior of the proposed test statistic T under the unrealizable setting. As shown in Theorem 5.1, we see that T increases in proportion to $m^{\frac{5}{3}}$, where $n, p \propto m$.

5.3 Accuracy of the proposed goodness-of-fit test

Finally, we evaluated the proposed goodness-of-fit test in terms of its accuracy. By using a synthetic data that were generated based on the same three types of distributions as in Section ???, we checked the ratio of trials where the selected set of cluster numbers (K_0, H_0) is equal to the true one (K, H) . Here, we set the true set of cluster numbers at $(K, H) = (4, 3)$. For each distributional setting (i.e., Gaussian, Bernoulli, and Poisson LBMs), we tried 10 settings with respect to the block-wise mean B . The concrete settings were as follows:

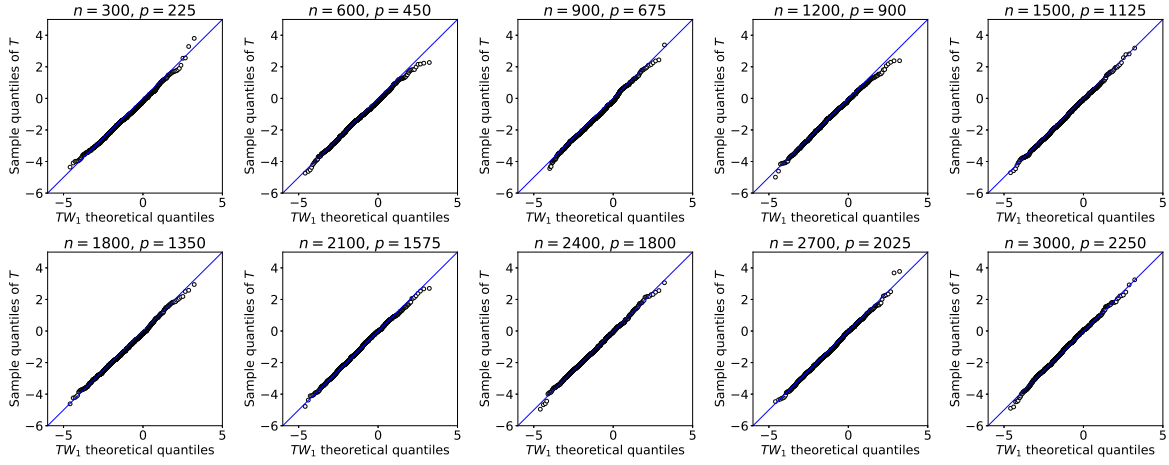


Figure 3: Q-Q plot of test statistic T against the TW_1 distribution in the setting of **Gaussian** case.

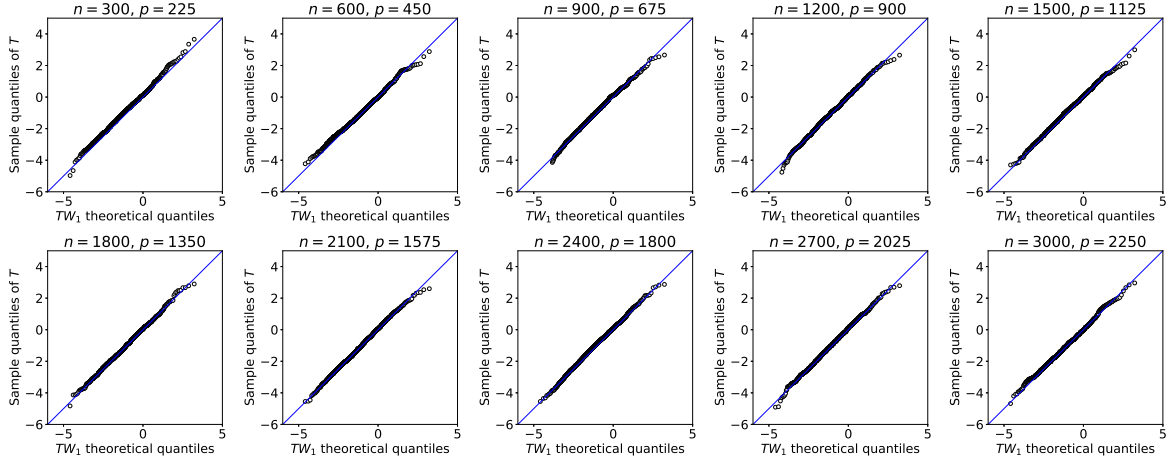


Figure 4: Q-Q plot of test statistic T against the TW_1 distribution in the setting of **Bernoulli** case.

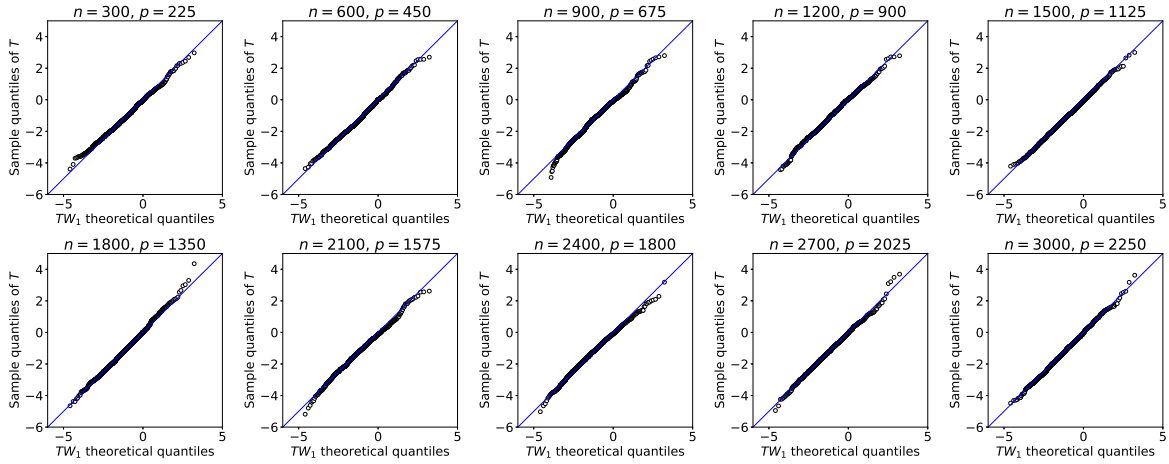


Figure 5: Q-Q plot of test statistic T against the TW_1 distribution in the setting of **Poisson** case.

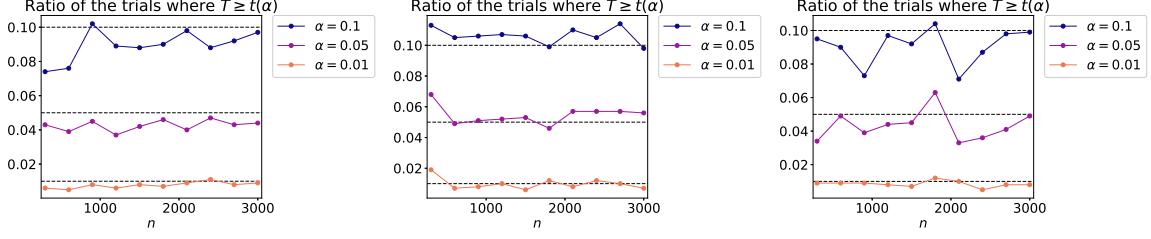


Figure 6: Ratio of the number of trials where test statistic $T \geq t(\alpha)$, where $t(\alpha)$ is the α upper quantile of the TW_1 distribution. The left, center, and right figures, respectively, show the results for the settings of Gaussian, Bernoulli, and Poisson distributions. The horizontal line shows the number of rows n in the observed matrix.

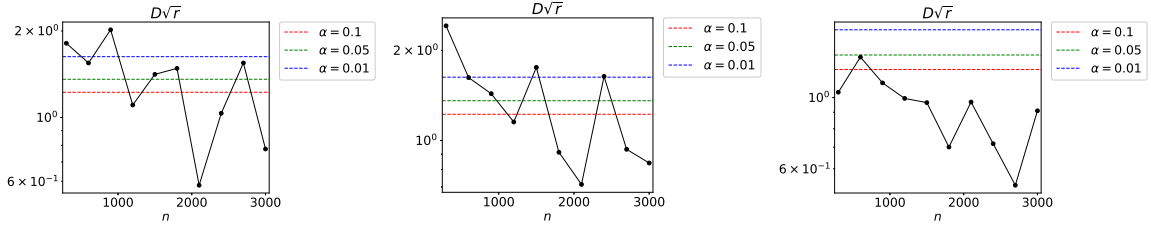


Figure 7: Test statistics $D\sqrt{r}$ of the Kolmogorov-Smirnov test [7] for the test statistic T . The left, center, and right figures, respectively, show the results for the settings of Gaussian, Bernoulli, and Poisson distributions. If the test statistic $D\sqrt{r}$ is larger than the significance level α , then the null hypothesis that T follows the TW_1 distribution is rejected, and if otherwise, the null hypothesis is accepted.

- **Gaussian Latent Block Model:** We used the following true parameters:

$$B' = \begin{pmatrix} 0.9 & 0.1 & 0.4 \\ 0.2 & 0.7 & 0.3 \\ 0.3 & 0.2 & 0.8 \\ 0.6 & 0.9 & 0.1 \end{pmatrix}, \quad \forall k, h, \quad B_{kh} = \left(1 - \frac{t}{10}\right) (B'_{kh} - 0.5) + 0.5, \quad \text{for } t = 0, \dots, 9,$$

$$S = \begin{pmatrix} 0.08 & 0.06 & 0.15 \\ 0.14 & 0.12 & 0.07 \\ 0.09 & 0.1 & 0.11 \\ 0.16 & 0.13 & 0.05 \end{pmatrix}. \quad (44)$$

- **Bernoulli Latent Block Model** We used the following true parameters:

$$B' = \begin{pmatrix} 0.9 & 0.1 & 0.4 \\ 0.2 & 0.7 & 0.3 \\ 0.3 & 0.2 & 0.8 \\ 0.6 & 0.9 & 0.1 \end{pmatrix}, \quad \forall k, h, \quad B_{kh} = \left(1 - \frac{t}{10}\right) (B'_{kh} - 0.5) + 0.5, \quad \text{for } t = 0, \dots, 9. \quad (45)$$

- **Poisson Latent Block Model** We used the following true parameters:

$$B' = \begin{pmatrix} 9.0 & 1.0 & 4.0 \\ 2.0 & 7.0 & 3.0 \\ 3.0 & 2.0 & 8.0 \\ 6.0 & 9.0 & 1.0 \end{pmatrix}, \quad \forall k, h, \quad B_{kh} = \left(1 - \frac{t}{10}\right) (B'_{kh} - 5) + 5, \quad \text{for } t = 0, \dots, 9. \quad (46)$$

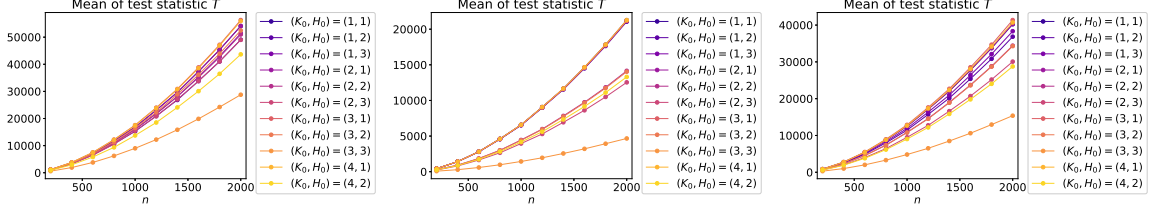


Figure 8: Mean test statistic T in the unrealizable case for 100 trials. The true row and column cluster numbers are 4 and 3, respectively. The left, center, and right figures, respectively, show the results for the settings of Gaussian, Bernoulli, and Poisson distributions. The horizontal line shows the number of rows n in the observed matrix.

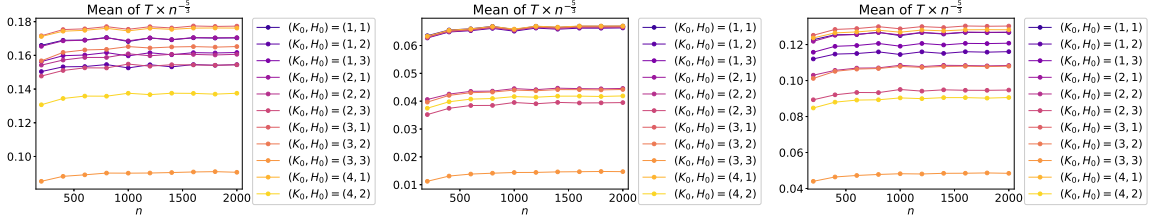


Figure 9: Mean test statistic T divided by $n^{\frac{5}{3}}$ in the unrealizable case for 100 trials. The left, center, and right figures, respectively, show the results for the settings of Gaussian, Bernoulli, and Poisson distributions.

With respect to the matrix size, we tried the following 10 settings for each distributional setting and for each setting of B : $(n, p) = (40 \times i, 30 \times i)$, $i = 1, \dots, 10$. When generating an observed matrix, the true cluster of each row was randomly chosen from the discrete uniform distribution on $\{1, 2, 3, 4\}$. Similarly, the true cluster of each column was randomly chosen from the discrete uniform distribution on $\{1, 2, 3\}$. In each of 3 (Gaussian, Bernoulli, or Poisson LBM) $\times 10$ (for the setting of B) $\times 10$ (for the setting of matrix size) settings, we generated 1000 observed matrices and applied the proposed sequential goodness-of-fit test, until the null hypothesis $(K, H) = (K_0, H_0)$ was accepted. For each observed matrix, we estimated their block structures based on the Ward's hierarchical clustering algorithm [45] under each setting of a hypothetical set of cluster numbers (K_0, H_0) , computed the test statistic T , and performed the proposed test for the given cluster numbers (K_0, H_0) using a significance level of $\alpha = 0.01$. Figures 10, 11, 12, respectively, show the examples of generated observed matrices of Gaussian, Bernoulli, and Poisson LBMs.

Figure 13 shows the accuracy of the proposed test under 10 different settings of block-wise mean B . From Figure 13, we see that the test accuracy increases with matrix size n for a fixed block-wise mean B , and that it decreases with the smaller differences between the block-wise means for a fixed matrix size n .

6 Discussion

In this section, we discuss the proposed test method in terms of the test statistic and the conditions for the generative model.

With respect to the asymptotic behavior, the proposed test has a favorable property in terms of the power. From Theorem 5.1, under the alternative hypothesis, the test statistic T increases in proportion to $m^{\frac{5}{3}}$ with high probability, where $n, p \propto m$. In other words, the probability that the test makes a type II error (i.e., $T < t(\alpha)$) converges to zero in the limit of $p \rightarrow \infty$. Based on this fact, in the asymptotic sense, we do not need to consider the correction for the multiple comparison when applying

the proposed sequential testing. However, it has not been shown what occurs in the non-asymptotic setting. In general, practical data matrices have finite sizes, where there has been shown no theoretical guarantee like Theorems 4.1, 4.2, and 4.3. On the other hand, for a Gaussian case (i.e., each entry of a matrix independently follows $\mathcal{N}(0, 1)$), the following statement holds [28]: Suppose $n = n(p) > p$ and $n/p \rightarrow \gamma \in [1, \infty)$ in the limit of $p \rightarrow \infty$. Then, for any s_0 , there exists $N_0 \in \mathbb{N}$ such that when $\max(n, p) \geq N_0$ and $\max(n, p)$ is even, for all $s \geq s_0$,

$$|\Pr(T^* \leq s) - F_1(s)| \leq C(s_0)[\max(n, p)]^{-2/3} \exp\left(-\frac{s}{2}\right), \quad (47)$$

where T^* is defined as in (5) and $C(\cdot)$ is a continuous and non-increasing function. From the above inequality (47), *if the clustering algorithm outputs the correct block assignments*, the convergence rate of the normalized maximum eigenvalue T^* of matrix $\tilde{Z}^\top \tilde{Z}$ (where \tilde{Z} is defined as in (15)) to the Tracy-Widom distribution with index 1 is $O(m^{-2/3})$. However, since the distribution of T is unknown in the case where the correct block assignment is *not* obtained, the convergence rate of T is also unknown. Deriving the convergence rate of T by considering the above discussion is a future research topic.

In regard to the conditions for using the proposed test method, our proposed test is applicable to a wide range of practical distributional settings (e.g., Bernoulli distribution for binary data matrices and Poisson distribution for sparse ones). Nevertheless, it still requires some assumptions for the latent block structure of an observed matrix. For instance, the row and column cluster numbers (K, H) should be constants that do not increase with the matrix sizes n and p . Also, there should be no too small block (i.e., $n_{\min} = \Omega_p(m)$ and $p_{\min} = \Omega_p(m)$). In some practical cases, where it is more appropriate to assume that the number of blocks increases with the matrix size, it will be useful to construct a test which does not require the above conditions. Furthermore, there are proposed variants of latent block models with which we assume different block structures from a regular grid [39, 31]. To construct test methods for the above settings is an important topic for future research.

7 Conclusion

Latent block models are effective tools for biclustering, where rows and columns of an observed matrix are simultaneously decomposed into clusters. Such a bicluster structure appears in various types of relational data, such as the customer-product transaction data or and the document-word relationship data. One open problem in using latent block models is that there has been no statistical test method for determining the number of blocks. In this study, we developed a goodness-of-fit test for latent block models based on a result from the random matrix theory. By defining the test statistic T based on the estimators of the block-wise means and standard deviations, we have derived its asymptotic behavior in both realizable (i.e., $(K, H) = (K_0, H_0)$) and unrealizable (i.e., $K > K_0$ or $H > H_0$) cases. Particularly, it has been shown that the test statistic T converges in law to Tracy-Widom distribution with index 1 in the realizable case. Based on these results, it was made possible to test whether the given observed matrix had $K_0 \times H_0$ latent blocks or more ones. In the experiments, we showed the validity of the proposed test method in terms of both the asymptotic behavior of the test statistic and the test accuracy by using synthetic data matrices with ground truth block structures.

Acknowledgments

TS was partially supported by MEXT Kakenhi (26280009, 15H05707, 18K19793 and 18H03201), Japan Digital Design and JST-CREST.

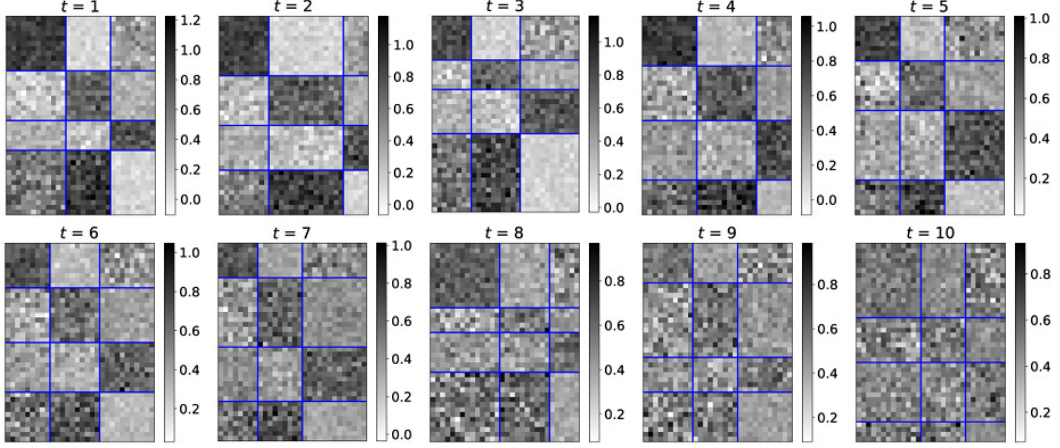


Figure 10: Examples of true block structures of the **Gaussian LBM**. 40×30 observed matrices are plotted for 10 different settings of B ($t = 1, \dots, 10$). The rows and columns of matrix A were sorted according to the true clusters.

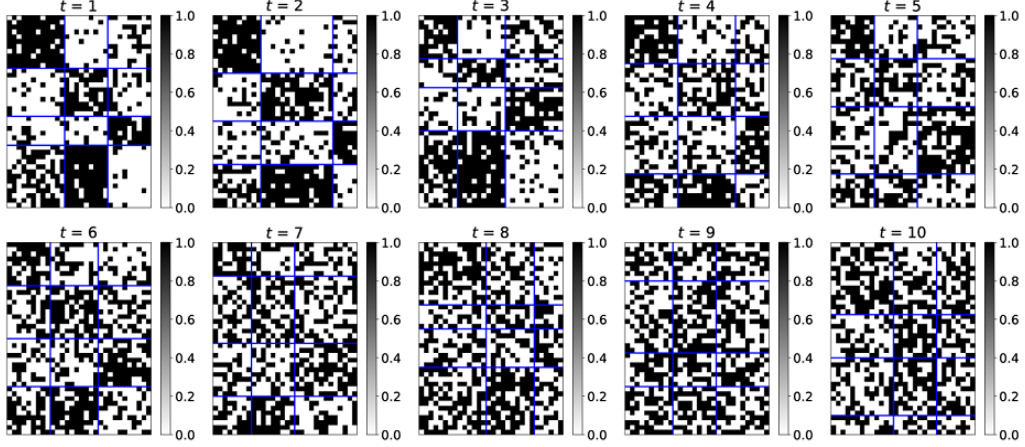


Figure 11: Examples of true block structures of the **Bernoulli LBM**.

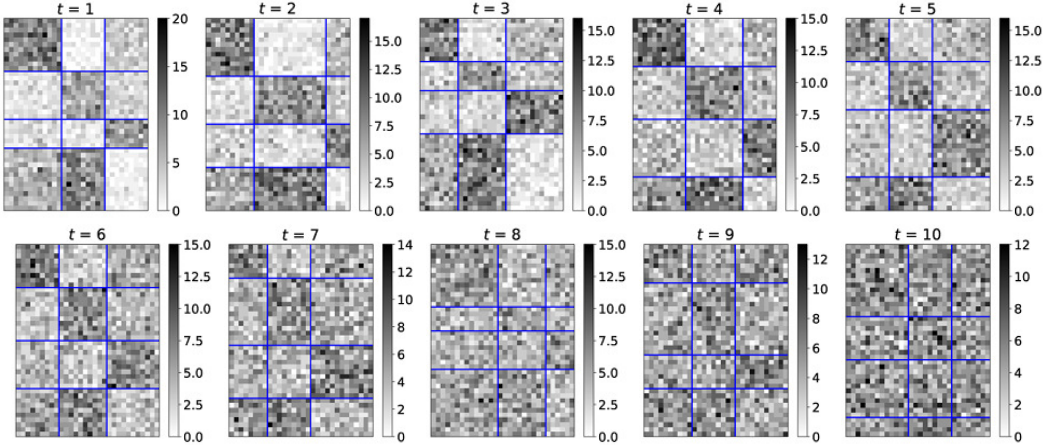


Figure 12: Examples of true block structures of the **Poisson LBM**.

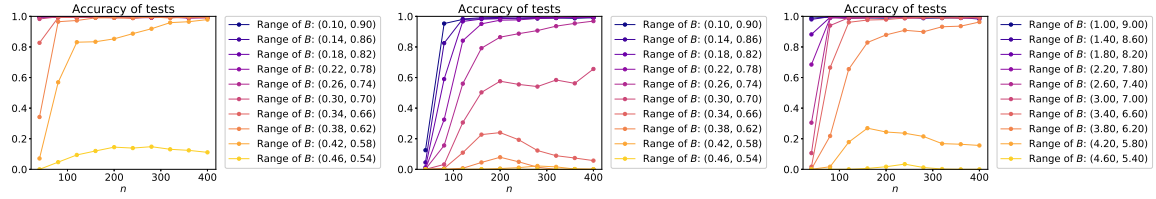


Figure 13: Accuracy of the proposed goodness-of-fit test under 10 different settings of block-wise mean B . The left, center, and right figures, respectively, show the results for the settings of Gaussian, Bernoulli, and Poisson distributions.

References

- [1] B. P. W. Ames. Guaranteed clustering and biclustering via semidefinite programming. *Mathematical Programming*, 147(1):429–465, 2014.
- [2] P. Arabie, S. A. Boorman, and P. R. Levitt. Constructing blockmodels: How and why. *Journal of Mathematical Psychology*, 17(1):21–63, 1978.
- [3] Z. D. Bai and Y. Q. Yin. Limit of the smallest eigenvalue of a large dimensional sample covariance matrix. *The Annals of Probability*, 21(3):1275–1294, 1993.
- [4] P. J. Bickel and P. Sarkar. Hypothesis testing for automated community detection in networks. *Journal of the Royal Statistical Society: Series B (Statistical Methodology)*, 78(1):253–273, 2016.
- [5] V. Brault and A. Channarond. Fast and consistent algorithm for the latent block model. arXiv:1610.09005, 2016.
- [6] K. Chen and J. Lei. Network cross-validation for determining the number of communities in network data. *Journal of the American Statistical Association*, 113(521):241–251, 2018.
- [7] W. J. Conover. *Practical Nonparametric Statistics*. John Wiley & Sons, New York, 1999.
- [8] M. Corneli, P. Latouche, and F. Rossi. Exact ICL maximization in a non-stationary time extension of the latent block model for dynamic networks. In *Proceedings of the 23-th European Symposium on Artificial Neural Networks, Computational Intelligence and Machine Learning*, pages 225–230, 2015.
- [9] B. Dabbs and B. Junker. Comparison of cross-validation methods for stochastic block models. arXiv:1605.03000, 2016.
- [10] I. S. Dhillon. Co-clustering documents and words using bipartite spectral graph partitioning. In *Proceedings of the 7th ACM SIGKDD international conference on Knowledge discovery and data mining*, pages 269–274, 2001.
- [11] C. J. Flynn and P. O. Perry. Consistent biclustering. arXiv:1206.6927, 2012.
- [12] S. Geman. A limit theorem for the norm of random matrices. *The Annals of Probability*, 8(2):252–261, 1980.
- [13] G. Govaert and M. Nadif. Clustering with block mixture models. *Pattern Recognition*, 36:463–473, 2003.
- [14] J. A. Hartigan. Direct clustering of a data matrix. *Journal of the American Statistical Association*, 67(337):123–129, 1972.
- [15] P. W. Holland, K. B. Laskey, and S. Leinhardt. Stochastic blockmodels: First steps. *Social Networks*, 5:109–137, 1983.
- [16] J. Hu, H. Qin, T. Yan, J. Zhang, and J. Zhu. Using maximum entry-wise deviation to test the goodness-of-fit for stochastic block models. arXiv:1703.06558, 2017.
- [17] J. Hu, H. Qin, T. Yan, and Y. Zhao. On consistency of model selection for stochastic block models. arXiv:1611.01238, 2016.
- [18] K. Johansson. Shape fluctuations and random matrices. *Communications in Mathematical Physics*, 209:437–476, 2000.
- [19] I. M. Johnstone. On the distribution of the largest eigenvalue in principal components analysis. *The Annals of Statistics*, 29(2):295–327, 2001.

- [20] V. Karwa, D. Pati, S. Petrović, L. Solus, N. Alexeev, M. Raič, D. Wilburne, R. Williams, and B. Yan. Exact tests for stochastic block models. *arXiv:1612.06040*, 2016.
- [21] T. Kawamoto and Y. Kabashima. Cross-validation estimate of the number of clusters in a network. *Scientific Reports*, 7(3327), 2017.
- [22] C. Keribin, V. Brault, G. Celeux, and G. Govaert. Model selection for the binary latent block model. In *Proceedings of 20th International Conference on Computational Statistics*, pages 379–390, 2012.
- [23] C. Keribin, V. Brault, G. Celeux, and G. Govaert. Estimation and selection for the latent block model on categorical data. *Statistics and Computing*, 25:1201–1216, 2015.
- [24] L. Labiod and M. Nadif. Modularity and spectral co-clustering for categorical data. In *Proceedings of the International Conference on Data Mining*, pages 386–392, 2011.
- [25] J. Lei. A goodness-of-fit test for stochastic block models. *The Annals of Statistics*, 44(1):401–424, 2016.
- [26] T. Li, E. Levina, and J. Zhu. Network cross-validation by edge sampling. *arXiv:1612.04717*, 2016.
- [27] A. Lomet, G. Govaert, and Y. Grandvalet. Model selection in block clustering by the integrated classification likelihood. In *Proceedings of 20th International Conference on Computational Statistics*, pages 519–530, 2012.
- [28] Z. Ma. Accuracy of the Tracy-Widom limits for the extreme eigenvalues in white Wishart matrices. *Bernoulli*, 18(1):322–359, 2012.
- [29] M. Mariadassou and C. Matias. Convergence of the groups posterior distribution in latent or stochastic block models. *Bernoulli*, 21(1):537–573, 2015.
- [30] D. F. S. na, Y. Yu, and Y. Feng. How many communities are there? *Journal of Computational and Graphical Statistics*, 26(1):171–181, 2017.
- [31] M. Nakano, K. Ishiguro, A. Kimura, T. Yamada, and N. Ueda. Rectangular tiling process. In *Proceedings of the 31st International Conference on Machine Learning*, pages 361–369, 2014.
- [32] F. S. Passino and N. A. Heard. Bayesian estimation of the latent dimension and communities in stochastic blockmodels. *arXiv:1904.05333*, 2019.
- [33] S. Péché. Universality results for the largest eigenvalues of some sample covariance matrix ensembles. *Probability Theory and Related Fields*, 143:481–516, 2009.
- [34] T. P. Peixoto. Parsimonious module inference in large networks. *Physical Review Letters*, 110:148701, 2013.
- [35] N. S. Pillai and J. Yin. Universality of covariance matrices. *Annals of Applied Probability*, 24(3):935–1001, 2014.
- [36] B. Pontes, R. Giráldez, and J. S. Aguilar-Ruiz. Biclustering on expression data: A review. *Journal of Biomedical Informatics*, 57:163–180, 2015.
- [37] R. Rastelli and N. Friel. Optimal bayesian estimators for latent variable cluster models. *Statistics and Computing*, 28:1169–1186, 2018.
- [38] V. Robert and Y. Vasseur. Comparing high dimensional partitions, with the coclustering Adjusted Rand Index. *arXiv:1705.06760*, 2017.

- [39] D. M. Roy and Y. W. Teh. The Mondrian process. In *Advances in Neural Information Processing Systems 21*, pages 1377–1384, 2008.
- [40] H. Shan and A. Banerjee. Bayesian co-clustering. In *Proceedings of the 8th IEEE International Conference on Data Mining*, pages 530–539, 2008.
- [41] J. W. Silverstein. The smallest eigenvalue of a large dimensional Wishart matrix. *The Annals of Probability*, 13(4):1364–1368, 1985.
- [42] A. Soshnikov. A note on universality of the distribution of the largest eigenvalues in certain sample covariance matrices. *Journal of Statistical Physics*, 108:1033–1056, 2002.
- [43] C. A. Tracy and H. Widom. The distributions of random matrix theory and their applications. In *New Trends in Mathematical Physics*, pages 753–765. Springer, 2009.
- [44] A. W. van der Vaart. *Asymptotic Statistics*. Cambridge University Press, 1998.
- [45] J. H. Ward, Jr. Hierarchical grouping to optimize an objective function. *Journal of the American Statistical Association*, 58(301):236–244, 1963.
- [46] J. Wyse and N. Friel. Block clustering with collapsed latent block models. *Statistics and Computing*, 22:415–428, 2012.
- [47] J. Wyse, N. Friel, and P. Latouche. Inferring structure in bipartite networks using the latent block model and exact ICL. arXiv:1404.2911, 2014.
- [48] Y. Q. Yin, Z. D. Bai, and P. R. Krishnaiah. On the limit of the largest eigenvalue of the large dimensional sample covariance matrix. *Probability Theory and Related Fields*, 78:509–521, 1988.
- [49] M. Yuan, Y. Feng, and Z. Shang. A likelihood-ratio type test for stochastic block models with bounded degrees. arXiv:1807.04426, 2018.

Appendix A Proof of $\tilde{S}_{kh} = S_{kh} + O_p\left(\frac{1}{m}\right)$.

Let $n^{(k,h)}$ and $p^{(k,h)}$, respectively, be the row and column sizes of the (k,h) -th **true** block, and $A^{(k,h)}$, $P^{(k,h)}$ and $\tilde{P}^{(k,h)}$, respectively, be the (k,h) -th **true** blocks of matrices A , P and \tilde{P} . Here, we prove the following lemma:

Lemma A1. *Under the assumption that the fourth moment of the noise Z_{ij} is bounded ($\mathbb{E}[Z_{ij}^4] < \infty$),*

$$\tilde{S}_{kh} = S_{kh} + O_p\left(\frac{1}{m}\right), \quad (48)$$

where $\tilde{S}_{kh} = \sqrt{\frac{1}{n^{(k,h)}p^{(k,h)}} \sum_{i,j} \left(A_{ij}^{(k,h)} - \tilde{B}_{kh}\right)^2}$.

Proof. From the above definition of \tilde{S}_{kh} , we have

$$\begin{aligned} \tilde{S}_{kh}^2 &= \frac{1}{n^{(k,h)}p^{(k,h)}} \sum_{i,j} \left(A_{ij}^{(k,h)} - \tilde{B}_{kh}\right)^2 \\ &= \frac{1}{n^{(k,h)}p^{(k,h)}} \sum_{i,j} \left(A_{ij}^{(k,h)} - B_{kh}\right)^2 - \left(B_{kh} - \tilde{B}_{kh}\right)^2. \end{aligned} \quad (49)$$

To derive the second equation, we used the fact that $\tilde{B}_{kh} = \frac{1}{n^{(k,h)}p^{(k,h)}} \sum_{i,j} A_{ij}^{(k,h)}$. Therefore, the following equation holds:

$$\tilde{S}_{kh}^2 - S_{kh}^2 = \left[\frac{1}{n^{(k,h)}p^{(k,h)}} \sum_{i,j} \left(A_{ij}^{(k,h)} - B_{kh}\right)^2 - S_{kh}^2 \right] - \left(B_{kh} - \tilde{B}_{kh}\right)^2. \quad (50)$$

The first term in (50) is given by

$$\begin{aligned} \frac{1}{n^{(k,h)}p^{(k,h)}} \sum_{i,j} \left(A_{ij}^{(k,h)} - B_{kh}\right)^2 - S_{kh}^2 &= \frac{1}{n^{(k,h)}p^{(k,h)}} \sum_{i,j} \left[\left(A_{ij}^{(k,h)} - B_{kh}\right)^2 - S_{kh}^2 \right] \\ &= \frac{1}{n^{(k,h)}p^{(k,h)}} \sum_{i,j} Y_{ij}^{(k,h)}, \end{aligned} \quad (51)$$

where we defined that $Y_{ij}^{(k,h)} \equiv \left(A_{ij}^{(k,h)} - B_{kh}\right)^2 - S_{kh}^2$. Note that $(Y_{ij}^{(k,h)})_{ij}$ is independent. The expectation and the variance of $Y_{ij}^{(k,h)}$ are given by

$$\begin{aligned} \mathbb{E} \left[Y_{ij}^{(k,h)} \right] &= \mathbb{E} \left[\left(A_{ij}^{(k,h)} - B_{kh}\right)^2 \right] - S_{kh}^2 = 0, \\ \mathbb{V} \left[Y_{ij}^{(k,h)} \right] &= \mathbb{E} \left[\left(Y_{ij}^{(k,h)}\right)^2 \right] = \mathbb{E} \left[\left\{ \left(A_{ij}^{(k,h)} - B_{kh}\right)^2 - S_{kh}^2 \right\}^2 \right] \\ &= S_{kh}^4 \left(\mathbb{E} \left[\left(Z_{ij}^{(k,h)}\right)^4 \right] - 1 \right). \end{aligned} \quad (52)$$

From (52), we have

$$\begin{aligned} \mathbb{E} \left[\frac{1}{n^{(k,h)}p^{(k,h)}} \sum_{i,j} Y_{ij}^{(k,h)} \right] &= 0, \\ \mathbb{V} \left[\frac{1}{n^{(k,h)}p^{(k,h)}} \sum_{i,j} Y_{ij}^{(k,h)} \right] &= \frac{1}{n^{(k,h)}p^{(k,h)}} S_{kh}^4 \left(\mathbb{E} \left[\left(Z_{ij}^{(k,h)}\right)^4 \right] - 1 \right). \end{aligned} \quad (53)$$

From (51), (53) and Chebyshev's inequality, for all $l > 0$,

$$\Pr \left(\left| \frac{1}{n^{(k,h)}p^{(k,h)}} \sum_{i,j} \left(A_{ij}^{(k,h)} - B_{kh} \right)^2 - S_{kh}^2 \right| \geq l \frac{1}{\sqrt{n^{(k,h)}p^{(k,h)}}} \sqrt{S_{kh}^4 \left(\mathbb{E} \left[\left(Z_{ij}^{(k,h)} \right)^4 \right] - 1 \right)} \right) \leq \frac{1}{l^2}. \quad (54)$$

Therefore, we have

$$\frac{1}{n^{(k,h)}p^{(k,h)}} \sum_{i,j} \left(A_{ij}^{(k,h)} - B_{kh} \right)^2 - S_{kh}^2 = O_p \left(\frac{1}{m} \right). \quad (55)$$

On the other hand, the second term in (50) is given by

$$\begin{aligned} \left(B_{kh} - \tilde{B}_{kh} \right)^2 &= \left(\mathbb{E} \left[\tilde{B}_{kh} \right] - \tilde{B}_{kh} \right)^2 \\ &= \left[\frac{1}{n^{(k,h)}p^{(k,h)}} \sum_{i,j} \left(P_{ij}^{(k,h)} - A_{ij}^{(k,h)} \right) \right]^2 \quad \left(\because \tilde{B}_{kh} = \frac{1}{n^{(k,h)}p^{(k,h)}} \sum_{i,j} A_{ij}^{(k,h)} \right) \\ &= \frac{S_{kh}^2}{\left(n^{(k,h)} \right)^2 \left(p^{(k,h)} \right)^2} \left(\sum_{i,j} Z_{ij}^{(k,h)} \right)^2. \end{aligned} \quad (56)$$

From (56), we have

$$\mathbb{E} \left[\left(B_{kh} - \tilde{B}_{kh} \right)^2 \right] = \frac{S_{kh}^2}{\left(n^{(k,h)} \right)^2 \left(p^{(k,h)} \right)^2} \mathbb{E} \left[\left(\sum_{i,j} Z_{ij}^{(k,h)} \right)^2 \right] = \frac{S_{kh}^2}{\left(n^{(k,h)} \right)^2 \left(p^{(k,h)} \right)^2} \mathbb{E} \left[X_{kh}^2 \right], \quad (57)$$

where $X_{kh} \equiv \sum_{i,j} Z_{ij}^{(k,h)}$. Here, $\mathbb{E}[X_{kh}] = 0$, and $\mathbb{E}[X_{kh}^2] = \mathbb{V}[X_{kh}] = n^{(k,h)}p^{(k,h)}$. By substituting this into (57), we obtain

$$\mathbb{E} \left[\left(B_{kh} - \tilde{B}_{kh} \right)^2 \right] = \frac{S_{kh}^2}{n^{(k,h)}p^{(k,h)}}. \quad (58)$$

From Markov's inequality and (58),

$$\begin{aligned} \forall l > 0, \Pr \left(\left(B_{kh} - \tilde{B}_{kh} \right)^2 \geq l \right) &\leq \frac{S_{kh}^2}{n^{(k,h)}p^{(k,h)}} \frac{1}{l}. \\ \iff \forall l' > 0, \Pr \left(\left(B_{kh} - \tilde{B}_{kh} \right)^2 \geq \frac{S_{kh}^2}{n^{(k,h)}p^{(k,h)}} l' \right) &\leq \frac{1}{l'}. \end{aligned} \quad (59)$$

Therefore, we have

$$\left(B_{kh} - \tilde{B}_{kh} \right)^2 = O_p \left(\frac{1}{m^2} \right). \quad (60)$$

By combining (50), (55) and (60),

$$\tilde{S}_{kh}^2 - S_{kh}^2 = O_p \left(\frac{1}{m} \right). \quad (61)$$

The difference between \tilde{S}_{kh} and S_{kh} is given by

$$\tilde{S}_{kh} - S_{kh} = \frac{\tilde{S}_{kh}^2 - S_{kh}^2}{\tilde{S}_{kh} + S_{kh}}. \quad (62)$$

Here, from (61), $m(\tilde{S}_{kh}^2 - S_{kh}^2)$ is bounded in probability. Therefore, \tilde{S}_{kh} converges in probability to S_{kh} . By combining this fact with (61) and (62), we finally obtain

$$\tilde{S}_{kh} - S_{kh} = O_p\left(\frac{1}{m}\right), \quad (63)$$

which concludes the proof. \square

Appendix B Proof of $\hat{\sigma}^* = O_p(KH)$ in unrealizable case

Proof. Throughout the proof, we use the following notations:

- $A^{(k,h)}$, $P^{(k,h)}$ and $Z^{(k,h)}$, respectively, are the (k,h) -th **true** blocks of matrices A , P and Z
- $\underline{A}^{(k,h)}$, $\underline{P}^{(k,h)}$ and $\underline{\hat{P}}^{(k,h)}$, respectively, are the (k,h) -th **estimated** block of matrices A , P and \hat{P} .
- We denote the row and column sizes of the (k,h) -th **estimated** block as $\underline{n}^{(k,h)}$ and $\underline{p}^{(k,h)}$, respectively.
- (k_1, h_1) is the set of row and column cluster indices of submatrix \bar{X} in the **estimated** block structure.

As for the order of the estimated standard deviation $\hat{\sigma}^*$, we have $\hat{\sigma}^* = \hat{S}_{k_1 h_1}$. Note that the block size (n_1, p_1) of submatrix \bar{X} is at least $(n_{\min}/K_0) \times (p_{\min}/H_0)$. Therefore, we have

$$\begin{aligned}
\hat{\sigma}^* &= \hat{S}_{k_1 h_1} = \frac{1}{\sqrt{\underline{n}^{(k_1, h_1)} \underline{p}^{(k_1, h_1)}}} \left\| \underline{A}^{(k_1, h_1)} - \underline{\hat{P}}^{(k_1, h_1)} \right\|_F \leq \frac{1}{\sqrt{n_1 p_1}} \left\| \underline{A}^{(k_1, h_1)} - \underline{\hat{P}}^{(k_1, h_1)} \right\|_F \\
&\leq \sqrt{\frac{K_0 H_0}{n_{\min} p_{\min}}} \left\| \underline{A}^{(k_1, h_1)} - \underline{\hat{P}}^{(k_1, h_1)} \right\|_F \leq \sqrt{\frac{K_0 H_0}{n_{\min} p_{\min}}} \left\| A - \hat{P} \right\|_F = \sqrt{\frac{K_0 H_0}{n_{\min} p_{\min}}} \left\| A - P + P - \hat{P} \right\|_F \\
&\leq \sqrt{\frac{K_0 H_0}{n_{\min} p_{\min}}} \left(\left\| A - P \right\|_F + \left\| P - \hat{P} \right\|_F \right) = \sqrt{\frac{K_0 H_0}{n_{\min} p_{\min}}} \left(\sqrt{\sum_{k,h} \left\| A^{(k,h)} - P^{(k,h)} \right\|_F^2} + \left\| P - \hat{P} \right\|_F \right) \\
&= \sqrt{\frac{K_0 H_0}{n_{\min} p_{\min}}} \left(\sqrt{\sum_{k,h} S_{kh}^2 \left\| Z^{(k,h)} \right\|_F^2} + \left\| P - \hat{P} \right\|_F \right) \\
&\leq \sqrt{\frac{K_0 H_0}{n_{\min} p_{\min}}} \left[\sqrt{KH} \left(\max_{k,h} S_{kh} \right) \left\| Z \right\|_F + \left\| P - \hat{P} \right\|_F \right]. \tag{64}
\end{aligned}$$

Here, for all (i, j) in the (k, h) -th **true** block, $\left(Z_{ij}^{(k,h)} \right)^2$ independently follows the same distribution, and $\mathbb{E} \left[\left(Z_{ij}^{(k,h)} \right)^2 \right] = 1$. We also have $\mathbb{V} \left[\left(Z_{ij}^{(k,h)} \right)^2 \right] = \mathbb{E} \left[\left(Z_{ij}^{(k,h)} \right)^4 \right] - 1 < \infty$, since we have assumed that $\mathbb{E} \left[\left(Z_{ij}^{(k,h)} \right)^4 \right] < \infty$ from the sub-exponential assumption. Therefore, from the central limit theorem and Prokhorov's theorem [44], we have $\frac{1}{\sqrt{n^{(k,h)} p^{(k,h)}}} \sum_{i \in I_k, j \in J_h} \left[\left(Z_{ij}^{(k,h)} \right)^2 - 1 \right] = O_p(1)$. In other words, the following equation holds: $\sum_{i \in I_k, j \in J_h} \left(Z_{ij}^{(k,h)} \right)^2 = n^{(k,h)} p^{(k,h)} + O_p(m) = O_p(m^2)$. Based on this result, we obtain

$$\left\| Z \right\|_F = \sqrt{\sum_{k,h} \left\| Z^{(k,h)} \right\|_F^2} = \sqrt{\sum_{k,h} \sum_{i \in I_k, j \in J_h} \left(Z_{ij}^{(k,h)} \right)^2} = \sqrt{\sum_{k,h} O_p(m^2)} = O_p(\sqrt{KH}m). \tag{65}$$

Furthermore, we have

$$\begin{aligned}
\|P - \hat{P}\|_{\text{F}} &= \sqrt{\sum_{i,j} (P_{ij} - \hat{P}_{ij})^2} = \sqrt{\sum_{i,j} (P_{ij} - \bar{P}_{ij} + \bar{P}_{ij} - \hat{P}_{ij})^2} \\
&\leq \sqrt{\sum_{i,j} (|P_{ij} - \bar{P}_{ij}| + |\bar{P}_{ij} - \hat{P}_{ij}|)^2} \leq \sqrt{\sum_{i,j} \left[\left(\max_{i',j'} |P_{i'j'} - \bar{P}_{i'j'}| \right) + |\bar{P}_{ij} - \hat{P}_{ij}| \right]^2} \\
&\leq \sqrt{\sum_{i,j} \left[\left(\max_{k,h,k',h'} |B_{kh} - B_{k'h'}| \right) + |\bar{P}_{ij} - \hat{P}_{ij}| \right]^2} \\
&\leq \sqrt{\sum_{i,j} \left[\left(\max_{k,h,k',h'} |B_{kh} - B_{k'h'}| \right) + \left(\max_{i,j} |\bar{P}_{ij} - \hat{P}_{ij}| \right) \right]^2} \\
&= \sqrt{np} \left[\left(\max_{k,h,k',h'} |B_{kh} - B_{k'h'}| \right) + \left(\max_{i,j} |\bar{P}_{ij} - \hat{P}_{ij}| \right) \right] \\
&\leq \sqrt{np} \left[\left(\max_{k,h,k',h'} |B_{kh} - B_{k'h'}| \right) + O_p \left(\frac{KH}{\sqrt{m}} \right) \right] = O_p(m + KH\sqrt{m}). \tag{66}
\end{aligned}$$

Here, to derive the last inequality, we used the assumption that (27) holds for the block with the maximum difference between \bar{P} and \hat{P} . In the final equation, we used the fact that $\max_{k,h,k',h'} |B_{kh} - B_{k'h'}|$ is bounded by a finite constant.

By combining (64), (65) and (66), we obtain $\hat{\sigma}^* = O_p(KH)$. \square