

# Ex-Twit: Explainable Twitter Mining on Health Data

Tunazzina Islam

Department of Computer Science,  
Purdue University, West Lafayette,  
Indiana 47907, USA.  
islam32@purdue.edu

## Abstract

Since most machine learning models provide no explanations for the predictions, their predictions are obscure for the human. The ability to explain a model's prediction has become a necessity in many applications including Twitter mining. In this work, we propose a method called Explainable Twitter Mining (Ex-Twit) combining Topic Modeling and Local Interpretable Model-agnostic Explanation (LIME) to predict the topic and explain the model predictions. We demonstrate the effectiveness of Ex-Twit on Twitter health-related data.

## 1 Introduction

With the increasing availability and efficiency of modern computing, machine learning systems have become increasingly powerful and complex. Dramatic success in machine learning has led to an explosion of AI applications [Gunning, 2017]. The problem with most of the machine learning algorithms is that they are designed to be trained over training examples and their predictions are obscure for the human. There is a vital concern regarding trust. Explainable AI (XAI) provides details explanations of the decisions in some level [Gilpin *et al.*, 2018]. These explanations are important to ensure fairness of machine learning algorithm and identify potential bias in the training data.

The main motivation of this work has been started with few questions (1) *What do people do to maintain their health?*—some people do balanced diet, some do exercise. Among diet plans some people maintain vegetarian diet/vegan diet, among exercises some people do swimming, cycling or yoga. Now-a-days people usually share their interest, thoughts via discussions, tweets, status in social media (i.e. Facebook, Twitter, Instagram etc.). It's huge amount of data and it's not possible to go through all the data manually. This motivates us to do Twitter mining on health-related data using Topic Modeling. (2) *To what extent we could trust the model predictions?* This research question is one of the main motivations of our work to explain the prediction of model.

Twitter has been growing in popularity and now-a-days, it is used everyday by people to express opinions about different topics, such as products, movies, health, music, politicians, events, among others. Twitter data constitutes a rich

source that can be used for capturing information about any topic imaginable. This data can be used in different use cases such as finding trends related to a specific keyword, measuring brand sentiment, and gathering feedback about new products and services. In this work, we use text mining to mine the Twitter health-related data. Text mining is the application of natural language processing techniques to derive relevant information [Allahyari *et al.*, 2017]. This is getting a lot attention these last years, due to an exponential increase in digital text data from web pages.

In this paper, we use topic modeling to infer semantic structure of the unstructured data (i.e Tweets). Topic Modeling is a text mining technique which automatically discovers the hidden themes from given documents. It is an unsupervised text analytic algorithm that is used for finding the group of words from the given document. In our work, Topic model predicts the topics of corresponding tweets. In order to trust black-box methods, we need explainability. We incorporate Local Interpretable Model-agnostic Explanation (LIME) [Ribeiro *et al.*, 2016] method with topic modeling for the explanation of model predictions. We build a pipeline called Ex-Twit: Explainable Twitter Mining on Health Data to explain the prediction of topic modeling. Finally, we conduct experiment on real Twitter data and show that our approach successfully predicts the topic with explanations.

Fig. 1 shows the overall pipeline of Ex-Twit. The implication of our work is to explain the annotation of unlabeled data done by the model.

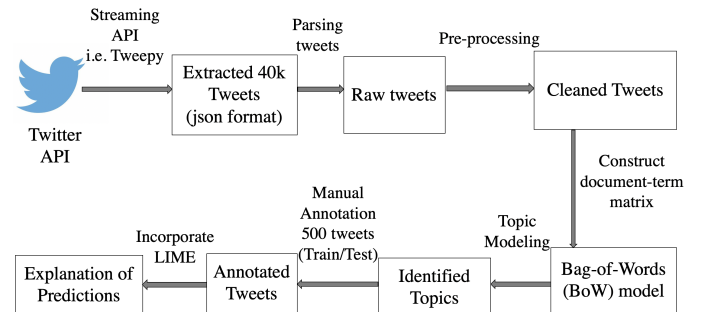
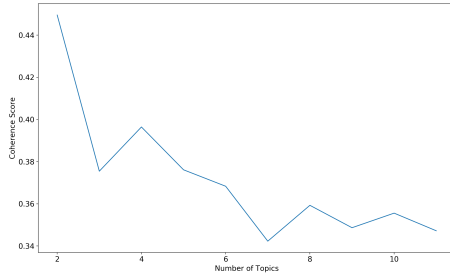
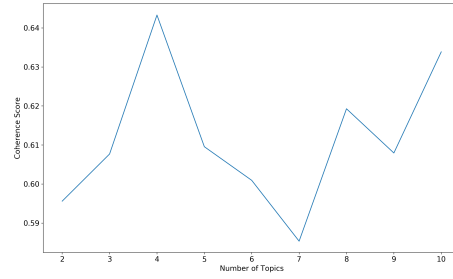


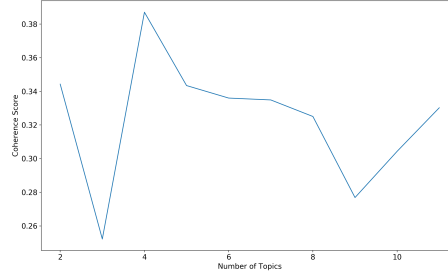
Figure 1: Methodology of Ex-Twit: Explainable Twitter mining on health data.



(a) Number of Topics = 2 in LSA.



(b) Number of Topics = 4 in NMF.



(c) Number of Topics = 4 in LDA.

Figure 2: Optimal Number of Topics vs Coherence Score. Number of Topics ( $k$ ) are selected based on the highest coherence score. Graphs are rendered in high resolution and can be zoomed in.

## 2 Related Work

Use of data generated through social media is gradually increasing. Several works have been done on prediction of social media content [Son *et al.*, 2017]; [Yaden *et al.*, 2018]; [Eichstaedt *et al.*, 2018]; [De Choudhury *et al.*, 2013]; [Bian *et al.*, 2012]; [Pandarachalil *et al.*, 2015]; [Pak and Paroubek, 2010]; [Cobb and Graham, 2012]. Social media support the collection and analysis of data in real time in the real world.

Twitter has been growing in popularity now-a-days. [Prieto *et al.*, 2014] proposed a method to extract a set of tweets to estimate and track the incidence of health conditions in society. Discovering public health topics and themes in tweets had been examined by [Prior *et al.*, 2011]. [Yoon *et al.*, 2013] described a practical approach of content mining to analyze tweet contents and illustrate an application of the approach to the topic of physical activity. [Reece *et al.*, 2017] developed computational models to predict the emergence of depression and Post-Traumatic Stress Disorder (PTSD) in Twitter users. [Wang *et al.*, 2017] developed a system called TwiInsight to identify the insight from Twitter data. [Islam, 2019] did correlation mining to explore hidden patterns and unknown correlations in Twitter health-related data. In our work, we use Topic Modeling to extract topic from health-related tweets.

Machine learning systems have become increasingly powerful and complex day by day. Developing sparse interpretable models is of considerable interest to the broader research community [Letham *et al.*, 2015]; [Kim *et al.*, 2015]; [Lei *et al.*, 2016]. To justify predictions made by neural networks, [Lei *et al.*, 2016] built modular neural framework to

automatically generate concise yet sufficient text fragments. [Ribeiro *et al.*, 2016] proposed a model agnostic framework (LIME) where the proxy model is learned ensuring locally valid approximations for the target sample and its neighborhood. In this paper, we incorporate LIME [Ribeiro *et al.*, 2016] framework with topic modeling.

To justify the model’s prediction on Twitter mining, we propose a method combining topic modeling and LIME model explanation named Ex-Twit to predict the health-related topic and explain the model predictions for unsupervised learning.

## 3 Data Collection

We use Twitter health-related data for Ex-Twit. In Subsection 3.1, we show data crawling process from Twitter. Subsection 3.2 shows data pre-processing method.

### 3.1 Data Extraction

The twitter data has been crawled using Tweepy which is a Python library for accessing the Twitter API. We use Twitter streaming API to extract 40k tweets (April 17-19, 2019). For the crawling, we focus on several keywords that are related to health. The keywords are processed in a non-case-sensitive way. We use filter to stream all tweets containing the word ‘yoga’, ‘healthylife’, ‘healthydiet’, ‘diet’, ‘hiking’, ‘swimming’, ‘cycling’, ‘yogi’, ‘fatburn’, ‘weightloss’, ‘pilates’, ‘zumba’, ‘nutritiousfood’, ‘wellness’, ‘fitness’, ‘workout’, ‘vegetarian’, ‘vegan’, ‘lowcarb’, ‘glutenfree’, ‘calorieburn’.

Table 1: Topics and top-10 keywords of the corresponding topic

LSA		NMF				LDA			
Topic 1	Topic 2	Topic 1	Topic 2	Topic 3	Topic 4	Topic 1	Topic 2	Topic 3	Topic 4
Yoga	diet	Yoga	diet	vegan	fitness	diet	vegan	swimming	fitness
everi	vegan	job	beyonce	go	workout	workout	yoga	swim	amp
Life	fit	every_woman	new	eat	go	new	job	day	wellness
Job	day	cooks_goe	bitch	make	good	go	every_woman	much	health
Remember	new	therapy_remember	ciara_prayer	food	amp	day	cooks_goe	support	time
goe	like	life_juggl	day	day	day	beyonce	therapy_remember	really	great
Woman	Beyonce	everyone_birthday	eat	amp	yoga	get	life_juggle	try	look
Everyone	amp	boyfriend	go	shit	health	today	everyone_birthday	always	hiking
cook	eat	hot	fat	meat	gym	bitch	eat	relationship	make
therapy	workout	know	keto	vegetarian	today	gym	boyfriend	pool	love

### 3.2 Data Pre-processing

Data pre-processing is one of the key components in many text mining algorithms [Allahyari *et al.*, 2017]. Data cleaning is crucial for generating a useful topic model. We have some prerequisites i.e. we download the stopwords from NLTK (Natural Language Toolkit) and spacy’s en model for text pre-processing.

It is noticeable that the parsed full-text tweets have many emails, ‘RT’, newline and extra spaces that is quite distracting. We use Python Regular Expressions (re module) to get rid of them.

After removing the emails and extra spaces, we tokenize each text into a list of words, remove punctuation and unnecessary characters. We use Python Gensim package for further processing. Gensim’s simple\_preprocess() is used for tokenization and removing punctuation. We use Gensim’s Phrases model to build bigrams. Certain parts of English speech, like conjunctions (“for”, “or”) or the word “the” are meaningless to a topic model. These terms are called stopwords and we remove them from the token list. We use spacy model for lemmatization to keep only noun, adjective, verb, adverb. Stemming words is another common NLP technique to reduce topically similar words to their root. For example, “connect”, “connecting”, “connected”, “connection”, “connections” all have similar meanings; stemming reduces those terms to “connect”. The Porter stemming algorithm [Porter, 1980] is the most widely used method.

## 4 Methodology

In this paper, we show a method to explain unsupervised learning. Our approach called Ex-Twit combining topic modeling and LIME model explanation predicts and explains health-related topics extracted from Twitter. Subsections 4.1 and 4.2 elaborately present how we can infer the meaning of unstructured data. Subsection 4.3 shows how we do manual annotation for ground truth comparison. We show the method for explainability in Subsection 4.4. Fig. 1 shows the methodology of Ex-Twit.

### 4.1 Construct bag-of-words Model

The result of the data cleaning stage is texts, a tokenized, stopped, stemmed and lemmatized list of words from a single tweet. To understand how frequently each term occurs

within each tweet, we construct a document-term matrix using Gensim’s Dictionary() function. Gensim’s doc2bow() function converts dictionary into a bag-of-words. In the bag-of-words model, each tweet is represented by a vector in a m-dimensional coordinate space, where m is number of unique terms across all tweets. This set of terms is called the corpus vocabulary.

### 4.2 Choose optimal number of Topics

Topic modeling is a text mining technique which provides methods for identifying co-occurring keywords to summarize collections of textual information. This is used to analyze collections of documents, each of which is represented as a mixture of topics, where each topic is a probability distribution over words [Alghamdi and Alfalqi, 2015]. Applying these models to a document collection involves estimating the topic distributions and the weight each topic receives in each document. A number of algorithms exist for solving this problem. We use three unsupervised machine learning algorithms to explore the topics of the tweets: Latent Semantic Analysis (LSA) [Deerwester *et al.*, 1990], Non-negative Matrix Factorization (NMF) [Lee and Seung, 2001], and Latent Dirichlet Allocation (LDA) [Blei *et al.*, 2003].

Topic modeling is an unsupervised learning, so the set of possible topics are unknown. To find out the optimal number of topic, we build many LSA, NMF, LDA models with different values of number of topics (k) and pick the one that gives the highest coherence score. Choosing a ‘k’ that marks the end of a rapid growth of topic coherence usually offers meaningful and interpretable topics.

We use Gensim’s coherencemodel to calculate topic coherence for topic models (LSA and LDA). For NMF, we use a topic coherence measure called TC-W2V. This measure relies on the use of a word embedding model constructed from the corpus. So in this step, we use the Gensim implementation of Word2Vec [Mikolov *et al.*, 2013] to build a Word2Vec model based on the collection of tweets.

We achieve the highest coherence score = 0.4495 when the number of topics is 2 for LSA, for NMF the highest coherence value is 0.6433 for K = 4, and for LDA we also get number of topics is 4 with the highest coherence score which is 0.3871 (see Fig. 2).

For our dataset, we picked k = 2, 4, and 4 with the highest coherence value for LSA, NMF, and LDA correspondingly (Fig. 2). Table 1 shows the topics and top-10 keywords of

We use LDAvis [Sievert and Shirley, 2014], a web-based interactive visualization of topics estimated using LDA. Gensim’s pyLDAvis is the most commonly used visualization tool to visualize the information contained in a topic model. In Fig. 3, each bubble on the left-hand side plot represents a topic. The larger the bubble, the more prevalent is that topic. A good topic model has fairly big, non-overlapping bubbles scattered throughout the chart instead of being clustered in one quadrant. A model with too many topics, is typically

Table 2: Explanation Observation

Dataset	Tweets	Predicted Topic	Manual Annotation	mean KL Divergence	Score
Train	Revoking my vegetarian status till further notice. There's something I wanna do and I can't afford the supplements that come with being veggie.	2	2	0.026	1.0
Train	Burned 873 calories doing 52 minutes of Swimming laps, freestyle, light/moderate effort #myfitnesspal #my-fitnesspal.	3	3	0.015	0.95
Test	This morning I packed myself a salad. Went to yoga during lunch. And then ate my salad with water in hand. I'm feeling so healthy I don't know what to even do with myself. Like maybe I should eat a bag of chips or something.	2	2	0.024	0.95
Test	I lost 28kg / 61 lbs in 6 months! I changed my diet and went gym 5/6 times a week. I'm lighter and much happier now.	1	1	0.025	0.94
Test	My weight two days ago was 149.7. I almost cried. Two years ago I whittled my way down from around 160 to around 145. It felt So good. In the past year my weight has been as low as 142. If only it were lower than that now, #Journal #WeightLoss.	1	1	0.03	0.97
Test	Swimming is great. It's a perfect workout. #fitness #wellness	4	3	0.061	0.92

have many overlaps, small sized bubbles clustered in one region of the chart. In right hand side, the words represent the salient keywords.

If we move the cursor over one of the bubbles (Fig. 3b), the words and bars on the right-hand side have been updated and top-30 salient keywords that form the selected topic and their estimated term frequencies are shown.

## 5.2 Comparison with Ground Truth

To compare with ground truth, we extracted 500 tweets from train data and test data (new tweets) and did manual annotation both for train/test data based on functionality of tweets (described in Subsection 4.3). We achieved approximately 93% train accuracy and 80% test accuracy.

## 5.3 Explanation Observation

In Table 2, we show some observation of explanations of the twitter mining. Top two rows (1<sup>st</sup> and 2<sup>nd</sup> row) of Table 2 show the tweets, predicted topic, annotated topic, mean KL divergence, and score from train data. Rest of the rows (3<sup>rd</sup>, 4<sup>th</sup>, 5<sup>th</sup>, and 6<sup>th</sup> row) of Table 2 show the tweets from the test dataset.

For the tweets from train data (1<sup>st</sup> and 2<sup>nd</sup> row of Table 2), predicted topic and the annotated topic is same. Topic 2 has been inferred by human and predicted by the model (1<sup>st</sup> row of Table 2). In the 1<sup>st</sup> row, we have good accuracy (100%) with mean KL divergence 0.026. For the 2<sup>nd</sup> row of Table 2, Topic 3 has been inferred by human and predicted by the model with lower mean KL divergence (0.015) having 95% accuracy.

In Table 2, we show the tweets from test data where human annotation matches with model prediction in 3<sup>rd</sup>, 4<sup>th</sup>, and 5<sup>th</sup> row. Fig. 4 shows the explainable output of model prediction for one of the tweets from test data (4<sup>th</sup> row of Table 2). This tweet is related to someone's weight loss journey by changing diet and going gym 5/6 times a week. We annotated this tweet



Figure 4: Explainable output of model prediction using Ex-Twit where human inference matches with model prediction. Here, y represents topic number. y = 0 means incomprehensible topic. y = 1, 2, 3, and 4 represents Topic 1, Topic 2, Topic 3, and Topic 4 correspondingly. Green marker shows the word that matches with any keyword of predicted topic. Red marker shows the mismatch. Best viewed in electronic format (zoomed in).



with Topic 1 (7<sup>th</sup> column of Table 1 shows the corresponding keywords).

In Fig. 4,  $y$  represents topic number and  $y = 0$  means incomprehensible topic (we assign zero). For  $y = 1$ , the words ‘diet’ and ‘gym’ (green marker) match with 2 topic keywords of Topic 1 (7<sup>th</sup> column of Table 1) containing the most frequent keyword (‘diet’). For Topic 1, we achieved the highest prediction probability ( $\approx 0.89$ ) and the highest score ( $\approx 2.4$ ) in this tweet (4<sup>th</sup> row of Table 2).

**y=0 (probability 0.002, score -6.325) top features**

Contribution <sup>?</sup>	Feature
-0.663	<BIAS>
-5.662	Highlighted in text (sum)

swimming is great. it's a perfect workout. #fitness #wellness

**y=1 (probability 0.023, score -3.774) top features**

Contribution <sup>?</sup>	Feature
-0.487	<BIAS>
-3.287	Highlighted in text (sum)

swimming is great. it's a perfect workout. #fitness #wellness

**y=2 (probability 0.000, score -8.224) top features**

Contribution <sup>?</sup>	Feature
-0.568	<BIAS>
-7.657	Highlighted in text (sum)

swimming is great. it's a perfect workout. #fitness #wellness

**y=3 (probability 0.155, score -1.745) top features**

Contribution <sup>?</sup>	Feature
-0.651	<BIAS>
-1.094	Highlighted in text (sum)

swimming is great. it's a perfect workout. #fitness #wellness

**y=4 (probability 0.819, score 1.288) top features**

Contribution <sup>?</sup>	Feature
+1.501	Highlighted in text (sum)
-0.213	<BIAS>

swimming is great. it's a perfect workout. #fitness #wellness

Figure 5: Explainable output of model prediction using Ex-Twit where human inference does not match with model prediction. Here,  $y$  represents topic number.  $y = 0$  means incomprehensible topic.  $y = 1, 2, 3$ , and  $4$  represents Topic 1, Topic 2, Topic 3, and Topic 4 correspondingly. Green marker shows the word that matches with any keyword of predicted topic. Red marker shows the mismatch. Best viewed in electronic format (zoomed in).

The 6<sup>th</sup> row of Table 2, we have tweets (having mean KL divergence = 0.061 and accuracy score = 92%) from test data where the predicted topic and human annotated topic are not

same.

In Fig. 5, we show why the model prediction and manual annotation differs for the tweet of 6<sup>th</sup> row of Table 2. Human inferred the tweet as a swimming related topic (Topic 3). 9<sup>th</sup> column of Table 1 shows the corresponding top-10 keywords of Topic 3. Our model predicted Topic 4 (10<sup>th</sup> column of Table 1 shows the corresponding top-10 keywords) as the topic of the tweet. Ex-Twit can provide a possible explanation.

From Fig. 5, we observed that for  $y = 1$ , word ‘workout’ (green marker) matches with one of the topic keywords of Topic 1 (7<sup>th</sup> column of Table 1). There are 4 mismatches (3 darker red markers and 1 lighter red marker). We can see the probability of prediction is 0.023. There is no matching keyword in Topic 2 for the tweet (when  $y = 2$ ). For  $y = 3$ , word ‘swimming’ (green marker) matches with the top frequent keyword of Topic 3 (9<sup>th</sup> column of Table 1) having higher prediction (prediction probability  $\approx 0.16$ ). This one also has 4 mismatches (red markers). It is noticeable that for  $y = 4$ , words ‘fitness’, ‘wellness’, and ‘great’ (green markers) match with 3 topic keywords of Topic 4 (10<sup>th</sup> column of Table 1) containing the top frequent keyword (‘fitness’). Topic 4 achieved the highest prediction probability ( $\approx 0.82$ ) with the highest score ( $\approx 1.3$ ) among other topics for the tweet. Fig. 5 shows the explanation of model prediction (Topic 4) for this tweet (last row of Table 2).

## 6 Conclusions

We proposed a method called Explainable Twitter Mining (Ex-Twit) combining LDA and LIME. We successfully showed the effectiveness of Ex-Twit in explanation of model predictions on Twitter health-related data. We believe that Ex-Twit can be applied more generally for the explanation of predictions in other NLP related applications. In the future, we would like to add more tweets to further validate our approach and observe the scalability.

## References

- [Alghamdi and Alfalqi, 2015] Rubayyi Alghamdi and Khalid Alfalqi. A survey of topic modeling in text mining. *Int. J. Adv. Comput. Sci. Appl.(IJACSA)*, 6(1), 2015.
- [Allahyari *et al.*, 2017] Mehdi Allahyari, Seyedamin Pouriyeh, Mehdi Assefi, Saied Safaei, Elizabeth D Trippe, Juan B Gutierrez, and Krys Kochut. A brief survey of text mining: Classification, clustering and extraction techniques. *arXiv preprint arXiv:1707.02919*, 2017.
- [Bian *et al.*, 2012] Jiang Bian, Umit Topaloglu, and Fan Yu. Towards large-scale twitter mining for drug-related adverse events. In *Proceedings of the 2012 international workshop on Smart health and wellbeing*, pages 25–32. ACM, 2012.
- [Blei *et al.*, 2003] David M Blei, Andrew Y Ng, and Michael I Jordan. Latent dirichlet allocation. *Journal of machine Learning research*, 3:993–1022, 2003.
- [Cobb and Graham, 2012] Nathan K Cobb and Amanda L Graham. Health behavior interventions in the age of facebook. *American journal of preventive medicine*, 43(5):571–572, 2012.

- [De Choudhury *et al.*, 2013] Munmun De Choudhury, Michael Gamon, Scott Counts, and Eric Horvitz. Predicting depression via social media. In *Seventh international AAAI conference on weblogs and social media*, 2013.
- [Deerwester *et al.*, 1990] Scott Deerwester, Susan T Dumais, George W Furnas, Thomas K Landauer, and Richard Harshman. Indexing by latent semantic analysis. *Journal of the American society for information science*, 41:391–407, 1990.
- [Eichstaedt *et al.*, 2018] Johannes C Eichstaedt, Robert J Smith, Raina M Merchant, Lyle H Ungar, Patrick Crutchley, Daniel Preotiuc-Pietro, David A Asch, and H Andrew Schwartz. Facebook language predicts depression in medical records. *Proceedings of the National Academy of Sciences*, 115(44):11203–11208, 2018.
- [Gilpin *et al.*, 2018] Leilani H Gilpin, David Bau, Ben Z Yuan, Ayesha Bajwa, Michael Specter, and Lalana Kagal. Explaining explanations: An overview of interpretability of machine learning. In *2018 IEEE 5th International Conference on Data Science and Advanced Analytics (DSAA)*, pages 80–89. IEEE, 2018.
- [Gunning, 2017] David Gunning. Explainable artificial intelligence (xai). *Defense Advanced Research Projects Agency (DARPA), nd Web*, 2017.
- [Islam, 2019] Tunazzina Islam. Correlation mining of twitter health data. Technical report, 2019. [https://tunazislam.github.io/files/Twitter\\_correlation\\_mining.pdf](https://tunazislam.github.io/files/Twitter_correlation_mining.pdf).
- [Kim *et al.*, 2015] Been Kim, Julie A Shah, and Finale Doshi-Velez. Mind the gap: A generative approach to interpretable feature selection and extraction. In *Advances in Neural Information Processing Systems*, pages 2260–2268, 2015.
- [Lee and Seung, 2001] Daniel D Lee and H Sebastian Seung. Algorithms for non-negative matrix factorization. 2001.
- [Lei *et al.*, 2016] Tao Lei, Regina Barzilay, and Tommi Jaakkola. Rationalizing neural predictions. *arXiv preprint arXiv:1606.04155*, 2016.
- [Letham *et al.*, 2015] Benjamin Letham, Cynthia Rudin, Tyler H McCormick, David Madigan, et al. Interpretable classifiers using rules and bayesian analysis: Building a better stroke prediction model. *The Annals of Applied Statistics*, 9(3):1350–1371, 2015.
- [Mikolov *et al.*, 2013] Tomas Mikolov, Kai Chen, Greg Corrado, and Jeffrey Dean. Efficient estimation of word representations in vector space. 2013.
- [Pak and Paroubek, 2010] Alexander Pak and Patrick Paroubek. Twitter as a corpus for sentiment analysis and opinion mining. In *LREc*, volume 10, pages 1320–1326, 2010.
- [Pandarachalil *et al.*, 2015] Rafeeqe Pandarachalil, Selvaraju Sendhil Kumar, and GS Mahalakshmi. Twitter sentiment analysis for large-scale data: an unsupervised approach. *Cognitive computation*, 7(2):254–262, 2015.
- [Porter, 1980] Martin F Porter. An algorithm for suffix stripping. *Program*, 14(3):130–137, 1980.
- [Prier *et al.*, 2011] Kyle W Prier, Matthew S Smith, Christophe Giraud-Carrier, and Carl L Hanson. Identifying health-related topics on twitter. In *International conference on social computing, behavioral-cultural modeling, and prediction*, pages 18–25. Springer, 2011.
- [Prieto *et al.*, 2014] Víctor M Prieto, Sergio Matos, Manuel Alvarez, Fidel Cacheda, and José Luís Oliveira. Twitter: a good place to detect health conditions. *PLoS one*, 9(1):e86191, 2014.
- [Reece *et al.*, 2017] Andrew G Reece, Andrew J Reagan, Katharina LM Lix, Peter Sheridan Dodds, Christopher M Danforth, and Ellen J Langer. Forecasting the onset and course of mental illness with twitter data. *Scientific reports*, 7(1):13006, 2017.
- [Ribeiro *et al.*, 2016] Marco Tulio Ribeiro, Sameer Singh, and Carlos Guestrin. Why should i trust you?: Explaining the predictions of any classifier. In *Proceedings of the 22nd ACM SIGKDD international conference on knowledge discovery and data mining*, pages 1135–1144, 2016.
- [Sievert and Shirley, 2014] Carson Sievert and Kenneth Shirley. Ldavis: A method for visualizing and interpreting topics. In *Proceedings of the workshop on interactive language learning, visualization, and interfaces*, pages 63–70, 2014.
- [Son *et al.*, 2017] Youngseo Son, Anneke Buffone, Joe Raso, Allegra Larche, Anthony Janocko, Kevin Zembroski, H Andrew Schwartz, and Lyle Ungar. Recognizing counterfactual thinking in social media texts. In *Proceedings of the 55th Annual Meeting of the Association for Computational Linguistics (Volume 2: Short Papers)*, pages 654–658, 2017.
- [Wang *et al.*, 2017] Zhengkui Wang, Guangdong Bai, Soumyadeb Chowdhury, Quanqing Xu, and Zhi Lin Seow. Twinsight: Discovering topics and sentiments from social media datasets. *arXiv preprint arXiv:1705.08094*, 2017.
- [Yaden *et al.*, 2018] David B Yaden, Johannes C Eichstaedt, Margaret L Kern, Laura K Smith, Anneke Buffone, David J Stillwell, Michal Kosinski, Lyle H Ungar, Martin EP Seligman, and H Andrew Schwartz. The language of religious affiliation: social, emotional, and cognitive differences. *Social Psychological and Personality Science*, 9(4):444–452, 2018.
- [Yoon *et al.*, 2013] Sunmoo Yoon, Noémie Elhadad, and Suzanne Bakken. A practical approach for content mining of tweets. *American journal of preventive medicine*, 45(1):122–129, 2013.