

Probing the Glashow resonance at electron–positron colliders

I. Alikhanov*

Institute for Nuclear Research of the Russian Academy of Sciences, 117312 Moscow, Russia

Institute of Applied Mathematics and Automation, 360000 Nalchik, Russia

Abstract

We investigate here a possible contribution of the Glashow resonance to the channel $e^+e^- \rightarrow W^+W^-$. By extending the method of the effective (equivalent) particles to the neutral leptons, we relate the distribution of the effective neutrinos in the electron to the total cross section for $e^+e^- \rightarrow W^+W^-$. Our approach gives a good fit to existing experimental data measured at the electron–positron collider LEP at CERN and allows one to interpret these measurements as an observation of the Glashow resonance.

* ialspbu@gmail.com

I. INTRODUCTION

Neutrinos are likely the most poorly understood basic constituents of the Standard Model. It is a challenging problem for experiments to create high intensity and well collimated neutrino beams with known flavor compositions in order to probe neutrino properties. For this reason there is a lack of convincing evidences for numerous important processes of neutrino interactions at high energies predicted by the theory. This is the case for $\bar{\nu}_e e^-$ scattering near the W boson production threshold, where a resonant enhancement of the corresponding cross section is expected. This effect was predicted by Glashow in 1959 and commonly referred to as the Glashow resonance [1].

The strategy of searching for this resonance adopted today is using large volume water/ice neutrino detectors [2] in which the reaction $\bar{\nu}_e e^- \rightarrow W^- \rightarrow \text{anything}$ to be initiated by cosmic ray antineutrinos of energies about $m_W^2/(2m_e) = 6.3$ PeV ($1 \text{ PeV} = 10^{15} \text{ eV}$). This channel is of particular interest for astrophysics because can shed light on the $\bar{\nu}_e$ content of cosmic rays at PeV energies and thereby on mechanisms of the neutrino production at the source and propagation to the Earth [3–8]. The IceCube neutrino telescope [9] has already detected four neutrino events in the PeV region [10–13] that might be initiated by the Glashow resonance [14, 15], however these data do not allow to make a decisive conclusion [16, 17].

Meanwhile, there are processes in which a resonance is excited without manifesting itself by a peak in the cross section [18]. This occurs when one of the colliding particles ($\bar{\nu}_e$ or e^-) does not have a definite momentum but characterized instead by a distribution of the momenta, like partons in the nucleon. For example, the W bosons can be resonantly produced in this a way by neutrinos scattering on photons or atomic nuclei [19–21]. At the same time the required neutrino energies may be far below the PeV region. Furthermore, such reactions can give access to measurements of the resonant scattering of all the three neutrino flavors ν_e , ν_μ and ν_τ [21].

Recently it was proposed to extend the concept of the effective (equivalent) particle [22] to neutrinos [23]. In analogy with the quark densities in the quark–parton model [24], one can introduce distributions of the effective neutrinos in charged leptons. The effective neutrino approximation (ENA) may provide a framework for probing neutrino-induced reactions at electron–positron colliders as well as at other lepton colliding facilities. This is similar

to studies of quark–quark interactions in hadron–hadron collisions through Drell–Yan processes [25] or of two photon physics at e^+e^- colliders relying on the Weizsäcker–Williams approximation [26–28]. For example, it was shown that in the high energy limit one may envisage the process $e^+e^- \rightarrow W^+W^-$ as proceeding through the Glashow resonance [23]. In this article we investigate a possible contribution from the resonance in the whole range of center-of-mass (cms) energies starting from the threshold $\sqrt{s} = 2m_W$.

The article is organized as follows. In Section II we remind the structure of the total cross section for $e^+e^- \rightarrow W^+W^-$ in the electroweak theory. In Section III we calculate the cross section within the ENA and compare this with the exact result. In Section IV the prediction of the effective neutrino approach is compared with existing experimental data. Section V contains a summary and the conclusions.

II. THE PROCESS $e^+e^- \rightarrow W^+W^-$ IN THE ELECTROWEAK THEORY

The lowest order Feynman diagrams that contribute to $e^+e^- \rightarrow W^+W^-$ in the massless electron limit are depicted in Fig. 1. The corresponding total cross section in the electroweak theory has been calculated long ago [29, 30] and can be represented as

$$\sigma_{\text{EW}} = \frac{\pi\alpha^2}{2\sin^4\theta_W} \frac{1}{s} \left[\frac{1+\tau-2\tau^3}{1-\tau} \ln\left(\frac{1+\beta}{1-\beta}\right) - \frac{5}{4}\beta \right] + \Delta, \quad (1)$$

where α is the fine structure constant, θ_W is the Weinberg angle, $\beta = \sqrt{1-4m_W^2/s}$, $\tau = m_W^2/s$ with m_W and s being the W boson mass and cms energy squared, respectively. In the numerical evaluations we take $\alpha = 1/137$, $\sin^2\theta_W = 0.23$, $m_W = 80.38$ GeV and the Z boson mass $m_Z = 91.19$ GeV [31] throughout this article. The last term Δ , explicitly given in appendix A, is mainly determined by the s -channel diagrams of Figs. 1b and 1c. As seen in Fig. 2, its contribution to the overall result is relatively small, $\lesssim 4\%$, and vanishes asymptotically ($s \rightarrow \infty$). Therefore, ignoring Δ in some cases would not lead to dramatic errors. It is crucial for our analysis that the leading contribution to the cross section is logarithmic. The logarithm comes from the diagram of Fig. 1a with a neutrino in the intermediate state [30]. One can check that each term with the logarithm arises only either from the square of this diagram itself or from the interference terms with this diagram (see appendix B). The contributions from the rest two diagrams cancel out almost completely and one sees the presence of the corresponding processes mainly due to they provide the

interference of the t -channel neutrino exchange. In the next section we will show that σ_{EW} is directly related to the distribution of the effective neutrinos in the electron.

III. THE EFFECTIVE NEUTRINO APPROACH

As the quark distributions in the quark-parton model [24], one can introduce a distribution of effective (equivalent) electrons inside the electron after a photon emission [22, 32, 33]. This is schematically illustrated in Fig. 3. The probability density that the effective electron will participate in a subprocess proceeding at the energy squared in the interval \hat{s} to $\hat{s} + d\hat{s}$ has the following form [34]:

$$f_{e/e}(\hat{s}, Q^2) = \frac{\alpha}{2\pi} \frac{1}{s} \left[\frac{1+y^2}{1-y} \ln \left(\frac{Q_{\max}^2}{Q_{\min}^2} \right) - \frac{1}{s} (Q_{\max}^2 - Q_{\min}^2) \right], \quad (2)$$

where $y = \hat{s}/s$, $0 \leq \hat{s} \leq s$ with s being the total cms energy squared of a given reaction under study, Q_{\min}^2 and Q_{\max}^2 are the minimum and maximum of the four-momentum transfer squared in the reaction, respectively. A detailed discussion of such densities is given, for example, in [22].

One can easily write the analog of (2) for the effective neutrinos by replacing the emitted photon by a W^- boson (see Fig. 3). The neutrino distribution in the electron will then read

$$f_{\nu/e}^T(\hat{s}, Q^2) = \frac{\alpha}{2\pi} \frac{1}{4 \sin^2 \theta_W} \frac{1}{s} \left[\frac{1+y^2}{1-y} \ln \left(\frac{Q_{\max}^2 + m_W^2}{Q_{\min}^2 + m_W^2} \right) - \frac{1}{s} (Q_{\max}^2 - Q_{\min}^2) \right]. \quad (3)$$

Here the T superscript is to indicate that the distribution corresponds to the emission of a transversely polarized W boson. Since the boson is massive, $0 \leq \hat{s} \leq (\sqrt{s} - m_W)^2$. In the limit $m_W \rightarrow 0$ and $1/(4 \sin^2 \theta_W) \rightarrow 1$, (3) reduces exactly to (2), as it must be. It is obvious that the distribution of the antineutrinos in the positron will also be given by (3) due to CP invariance.

Within the ENA the Glashow resonance in $e^+e^- \rightarrow W^+W^-$ is excited when the incident electron annihilates with an effective antineutrino from the positron, as displayed in Fig. 4. The corresponding cross section is then represented as a convolution over \hat{s} :

$$\sigma = 2 \int_0^{(\sqrt{s}-m_W)^2} f_{\nu/e}^T(\hat{s}, Q^2) \sigma_{\nu e \rightarrow W}(\hat{s}) d\hat{s}, \quad (4)$$

where $\sigma_{\nu e \rightarrow W}(\hat{s})$ is the cross section for the contributing subprocesses $\bar{\nu}_e e^- \rightarrow W^-$ and $\nu_e e^+ \rightarrow W^+$. The factor 2 implies that the distributions for ν_e in e^- and $\bar{\nu}_e$ in e^+ are equal to each other. In order to evaluate the integral in (4) we use the narrow width approximation:

$$\sigma_{\nu e \rightarrow W}(\hat{s}) = \frac{2\pi^2\alpha}{\sin^2\theta_W} \delta(\hat{s} - m_W^2), \quad (5)$$

where $\delta(x)$ is the Dirac delta function. Substituting (3) and (5) into (4) we obtain

$$\sigma = \frac{\pi\alpha^2}{2\sin^4\theta_W} \frac{1}{s} \left[\frac{1+\tau^2}{1-\tau} \ln\left(\frac{1+\beta}{1-\beta}\right) - \beta \right]. \quad (6)$$

Note that from kinematics of the process $e^+e^- \rightarrow W^+W^-$, $Q_{\min}^2 = s(1 \pm \beta)/2 - m_W^2$.

So (6) is just a projection of (3), i.e. $\sigma \propto f_{\nu/e}^T(\tau, Q^2)$. Returning to the electroweak result one can see that (6) also reproduces the analytical structure of the leading part of (1) with minor deviations. It is therefore natural to assume that the electroweak theory reflects the presence of the resonant mechanism in $e^+e^- \rightarrow W^+W^-$ so that σ_{EW} involves in fact the projection of the neutrino distribution but the latter suffers slight distortion due to the contribution from the diagrams of Figs. 1b and 1c. If one ignores the distortion along with the term Δ , (1) takes a compact form:

$$\sigma_{\text{EW}} = \pi g^2 f_{\nu/e}^T(\tau, Q^2), \quad (7)$$

where $g = \sqrt{4\pi\alpha}/\sin\theta_W$ is the electroweak gauge coupling. In Fig. 5 we show numerically that (7) is actually in good agreement with (1). Furthermore, the agreement becomes exact asymptotically [23]. The ENA provides thus an interpretation of the nature of the cross section for $e^+e^- \rightarrow W^+W^-$: it is the distribution of the effective neutrinos in the electron mapped by the Glashow resonance. Hence the process $e^+e^- \rightarrow W^+W^-$ may be envisaged as proceeding through the Glashow resonance with a relatively small admixture of the s -channel γ and Z exchanges.

It is interesting to note that a similar situation has been known to occur with the excitation of narrow neutral resonances in electron-positron collisions accompanied by initial state radiation (ISR) [35]. In this case, though a resonance appears, the cross section does not also have a distinct Breit-Wigner peak but rather behaves as a function falling smoothly with energy. At the same time the latter function turns out to be a projection of the distribution of the effective (equivalent) electrons in the electron, $\sigma_{\text{ISR}} \propto f_{e/e}$ [22].

IV. COMPARISON WITH EXPERIMENT

The cross section for $e^+e^- \rightarrow W^+W^-$ was measured at the electron-positron collider LEP at CERN by the four experiments ALEPH, DELPHI, L3 and OPAL in the energy region from slightly above the threshold to $\sqrt{s} = 206.6$ GeV [36]. In Fig. 6 we compare the prediction of the ENA, (7), with the results from LEP. The model gives a good fit to the experimental data. Therefore the effective neutrino approach, when applied to the description of the process $e^+e^- \rightarrow W^+W^-$, allows one to interpret the LEP measurements as an observation of the Glashow resonance.

V. SUMMARY

A rapid enhancement of the $\bar{\nu}_e e^-$ scattering cross section at the W boson production threshold, commonly referred to as the Glashow resonance, is a prediction of the Standard Model that remains so far unidentified experimentally. The IceCube neutrino telescope has detected four events that could in principle be initiated by the resonance, however they do not allow to make a decisive conclusion.

Recently it was pointed out that in the high energy limit the process $e^+e^- \rightarrow W^+W^-$ may be envisaged as proceeding through the Glashow resonance [23]. In this article we have investigated a possible contribution of the resonance to $e^+e^- \rightarrow W^+W^-$ in the whole energy range starting from the threshold $\sqrt{s} = 2m_W$. By extending the method of the effective (equivalent) particles to the neutral leptons, we relate the distribution of the effective neutrinos in the electron to the total cross section for $e^+e^- \rightarrow W^+W^-$. We show that the cross section is the neutrino distribution mapped by the Glashow resonance. The mapping is distorted by a small contribution from the other channels not involving neutrinos. Our approach gives a good fit to the existing experimental data measured at LEP and allows one to interpret these measurements as an observation of the Glashow resonance.

ACKNOWLEDGMENTS

I would like to thank Professor E.A. Paschos for useful comments and discussions. This work was partly supported by the Program of fundamental scientific research of the Presidium of the Russian Academy of Sciences "Physics of fundamental interactions and nuclear technologies".

Appendix A:

The explicit form of the term Δ in (1) is

$$\Delta = \frac{\pi\alpha^2}{2s_W^4} \frac{\beta}{s} \left\{ \frac{m_Z^2(1-2s_W^2)}{s-m_Z^2} \left[(4\tau+2\tau^2) \frac{L}{\beta} - \frac{1+20\tau+12\tau^2}{12\tau} \right] \right. \quad (\text{A1})$$

$$\left. + \frac{\beta^2 m_Z^4 (8s_W^4 - 4s_W^2 + 1)(1+20\tau+12\tau^2)}{48\tau^2(s-m_Z^2)^2} \right\} \quad (\text{A2})$$

with $s_W \equiv \sin \theta_W$, $L \equiv \ln[(1+\beta)/(1-\beta)]$.

Appendix B:

The total cross section for $e^+e^- \rightarrow W^+W^-$ calculated within the electroweak theory is [30]

$$\sigma_{\text{EW}} = \frac{\pi\alpha^2}{8s_W^4} \frac{\beta}{s} [\sigma_{\nu\nu} + \sigma_{\gamma\gamma} + \sigma_{ZZ} + \sigma_{\nu\gamma} + \sigma_{\nu Z} + \sigma_{\gamma Z}], \quad (\text{B1})$$

where

$$\sigma_{\nu\nu} = \sigma_1, \quad \sigma_{\gamma\gamma} = s_W^4 \sigma_2, \quad \sigma_{ZZ} = \left(s_W^4 - \frac{1}{2} s_W^2 + \frac{1}{8} \right) \frac{s^2}{(s-m_Z^2)^2} \sigma_2, \quad (\text{B2})$$

$$\sigma_{\nu\gamma} = -s_W^2 \sigma_3, \quad \sigma_{\nu Z} = \left(s_W^2 - \frac{1}{2} \right) \frac{s}{(s-m_Z^2)} \sigma_3, \quad (\text{B3})$$

$$\sigma_{\gamma Z} = -2s_W^2 \left(s_W^2 - \frac{1}{4} \right) \frac{s}{(s-m_Z^2)} \sigma_2 \quad (\text{B4})$$

with

$$\sigma_1 = \frac{2}{\tau} + \frac{\beta^2}{12\tau^2} + 4 \left[(1 - 2\tau) \frac{L}{\beta} - 1 \right], \quad (\text{B5})$$

$$\sigma_2 = \frac{16\beta^2}{\tau} + \frac{2\beta^2}{3} \left[\frac{1}{\tau^2} - \frac{4}{\tau} + 12 \right], \quad (\text{B6})$$

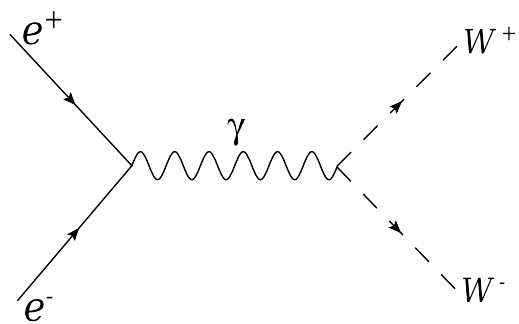
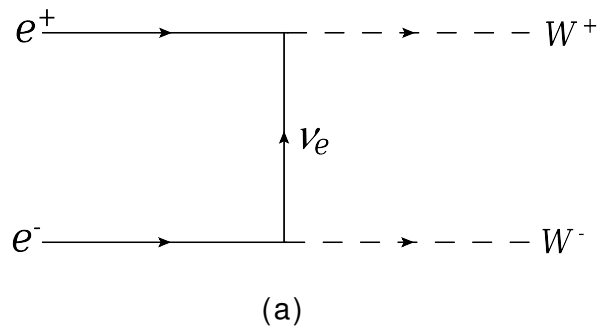
$$\sigma_3 = 16 - 32\tau \frac{L}{\beta} + \frac{8\beta^2}{\tau} + \frac{\beta^2}{3\tau^2} (1 - 2\tau) + 4(1 - 2\tau) - 16\tau^2 \frac{L}{\beta}. \quad (\text{B7})$$

Here, for example, $\sigma_{\nu\nu}$ and $\sigma_{\gamma\gamma}$ correspond to the contributions from the squares of the diagrams with the neutrino and the photon of Figs. 1a and 1b, respectively, $\sigma_{\nu\gamma}$ comes from the interference between these diagrams, and so on. Adding up all the contributions yields (1).

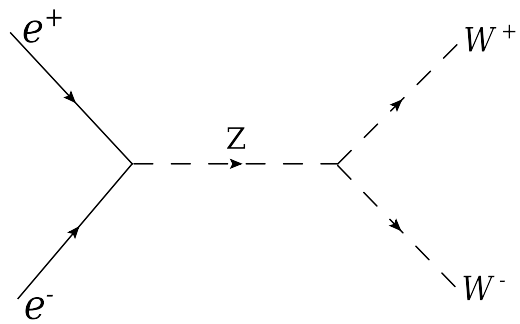
-
- [1] S. L. Glashow, Phys. Rev. **118**, 316 (1960).
 - [2] V. S. Berezinsky and A. Z. Gazizov, JETP Lett. **25**, 254 (1977).
 - [3] L. A. Anchordoqui, H. Goldberg, F. Halzen and T. J. Weiler, Phys. Lett. B **621**, 18 (2005) [hep-ph/0410003].
 - [4] P. Bhattacharjee and N. Gupta, [hep-ph/0501191].
 - [5] S. Hummer, M. Maltoni, W. Winter and C. Yaguna, Astropart. Phys. **34**, 205 (2010) [arXiv:1007.0006 [astro-ph.HE]].
 - [6] Z. z. Xing and S. Zhou, Phys. Rev. D **84**, 033006 (2011) [arXiv:1105.4114 [hep-ph]].
 - [7] A. Bhattacharya, R. Gandhi, W. Rodejohann and A. Watanabe, JCAP **1110**, 017 (2011). [arXiv:1108.3163 [astro-ph.HE]].
 - [8] D. Biehl, A. Fedynitch, A. Palladino, T. J. Weiler and W. Winter, JCAP **1701**, 033 (2017) [arXiv:1611.07983 [astro-ph.HE]].
 - [9] J. Ahrens *et al.* [IceCube Collaboration], Nucl. Phys. Proc. Suppl. **118**, 388 (2003) [astro-ph/0209556].

- [10] M. G. Aartsen *et al.* [IceCube Collaboration], Phys. Rev. Lett. **111**, 021103 (2013) [arXiv:1304.5356 [astro-ph.HE]].
- [11] M. G. Aartsen *et al.* [IceCube Collaboration], Science **342**, 1242856 (2013) [arXiv:1311.5238 [astro-ph.HE]].
- [12] M. G. Aartsen *et al.* [IceCube Collaboration], Phys. Rev. Lett. **113**, 101101 (2014) [arXiv:1405.5303 [astro-ph.HE]].
- [13] M. G. Aartsen *et al.* [IceCube Collaboration], Astrophys. J. **833**, 3 (2016) [arXiv:1607.08006 [astro-ph.HE]].
- [14] V. Barger, J. Learned and S. Pakvasa, Phys. Rev. D **87**, 037302 (2013) [arXiv:1207.4571 [astro-ph.HE]].
- [15] A. Bhattacharya, R. Gandhi, W. Rodejohann and A. Watanabe, arXiv:1209.2422 [hep-ph].
- [16] V. Barger, L. Fu, J. G. Learned, D. Marfatia, S. Pakvasa and T. J. Weiler, Phys. Rev. D **90**, 121301 (2014) [arXiv:1407.3255 [astro-ph.HE]].
- [17] S. Sahu and B. Zhang, JHEAp **18**, 1 (2018) [arXiv:1612.09043 [hep-ph]].
- [18] I. Alikhanov, JHEP **1307**, 093 (2013) [arXiv:1305.2905 [hep-ph]].
- [19] I. Alikhanov, Eur. Phys. J. C **56**, 479 (2008) [arXiv:0803.3707 [hep-ph]].
- [20] I. Alikhanov, Phys. Lett. B **741**, 295 (2015) [arXiv:1402.6678 [hep-ph]].
- [21] I. Alikhanov, Phys. Lett. B **756**, 247 (2016) [arXiv:1503.08817 [hep-ph]].
- [22] M. S. Chen and P. M. Zerwas, Phys. Rev. D **12**, 187 (1975).
- [23] I. Alikhanov, arXiv:1812.07823 [hep-ph].
- [24] J. D. Bjorken and E. A. Paschos, Phys. Rev. **185**, 1975 (1969).
- [25] S. D. Drell and T. M. Yan, Phys. Rev. Lett. **25**, 316 (1970) Erratum: [Phys. Rev. Lett. **25**, 902 (1970)].
- [26] S. J. Brodsky, T. Kinoshita and H. Terazawa, Phys. Rev. D **4**, 1532 (1971).
- [27] T. F. Walsh and P. M. Zerwas, Phys. Lett. B **44**, 195 (1973).
- [28] V. M. Budnev, I. F. Ginzburg, G. V. Meledin and V. G. Serbo, Phys. Rept. **15**, 181 (1975).
- [29] V. V. Flambaum, I. B. Khriplovich and O. P. Sushkov, Sov. J. Nucl. Phys. **20**, 537 (1975).
- [30] W. Alles, C. Boyer and A. J. Buras, Nucl. Phys. B **119**, 125 (1977).
- [31] M. Tanabashi *et al.* [Particle Data Group], Phys. Rev. D **98**, 030001 (2018).
- [32] P. Kessler, Nuovo Cim. **17**, 809 (1960).
- [33] V. N. Baier, V. S. Fadin and V. A. Khoze, Nucl. Phys. B **65**, 381 (1973).

- [34] I. Alikhanov, arXiv:1812.05578 [hep-ph].
- [35] V. N. Baier and V. S. Fadin, Phys. Lett. B **27**, 223 (1968).
- [36] S. Schael *et al.* [ALEPH and DELPHI and L3 and OPAL and LEP Electroweak Collaborations], Phys. Rept. **532**, 119 (2013) [arXiv:1302.3415 [hep-ex]].



(b)



(c)

FIG. 1. The lowest order Feynman diagrams that contribute to $e^+e^- \rightarrow W^+W^-$ in the massless electron limit.

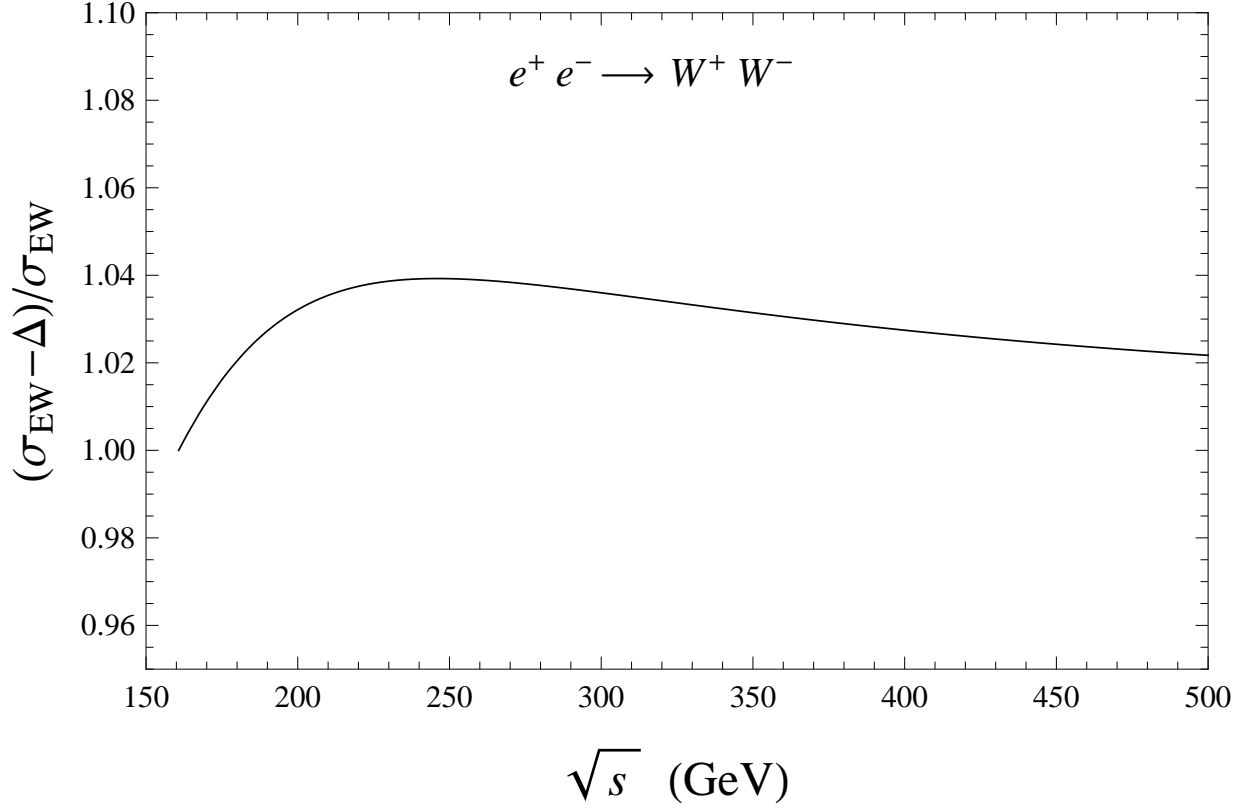


FIG. 2. This plot shows that the relative contribution of the term Δ to the total cross section for $e^+e^- \rightarrow W^-W^+$, equation (1), is $\lesssim 4\%$. On the abscissa is the cms energy.



FIG. 3. The effective electron in the parent electron (left). The effective neutrino in the parent electron (right).

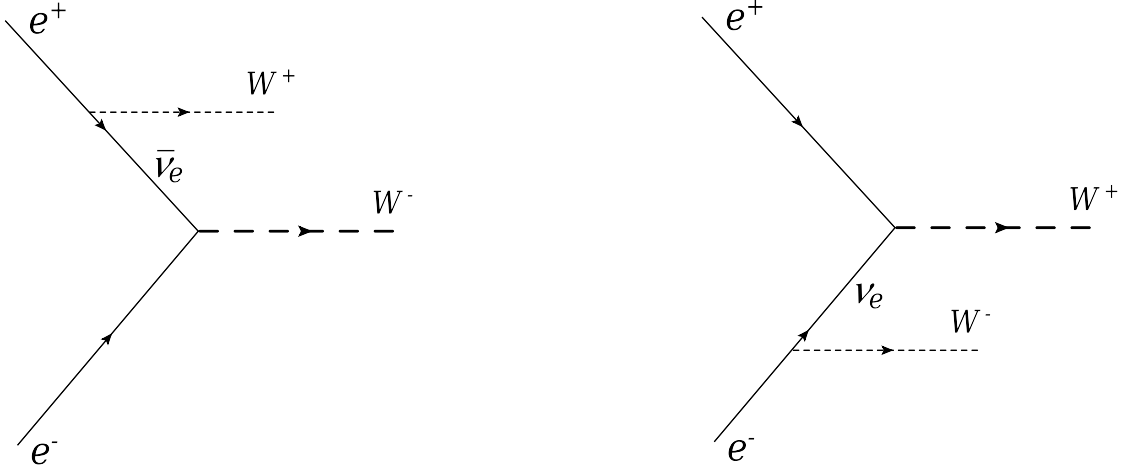


FIG. 4. The Glashow resonance (left) and its CP conjugate (right) in $e^+e^- \rightarrow W^+W^-$. The resonance is excited when the incident electron annihilates with an effective antineutrino from the positron.

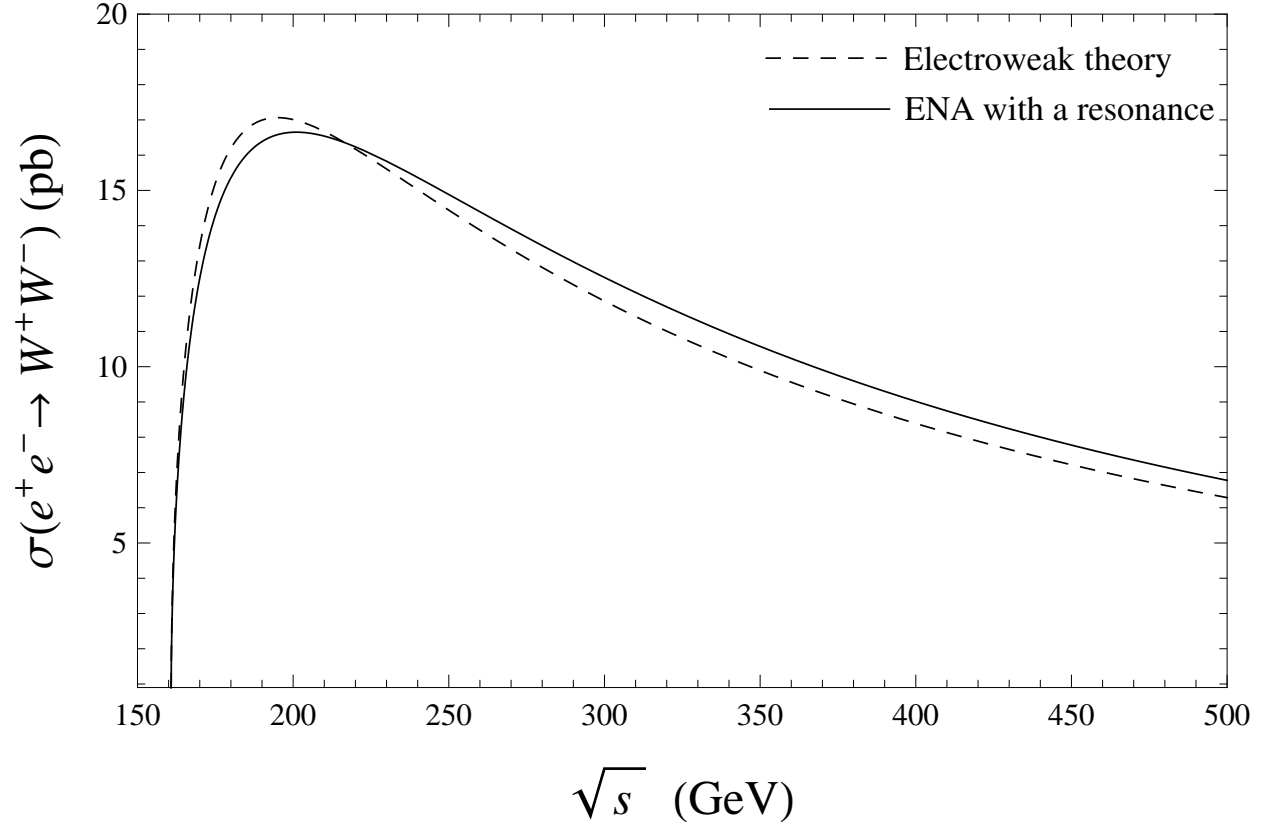


FIG. 5. The total cross section for $e^+e^- \rightarrow W^+W^-$ as a function of the cms energy. The dashed curve is the exact result obtained in the electroweak theory, equation (1). The solid curve is the prediction of the effective neutrino approach with the Glashow resonance, equation (7).

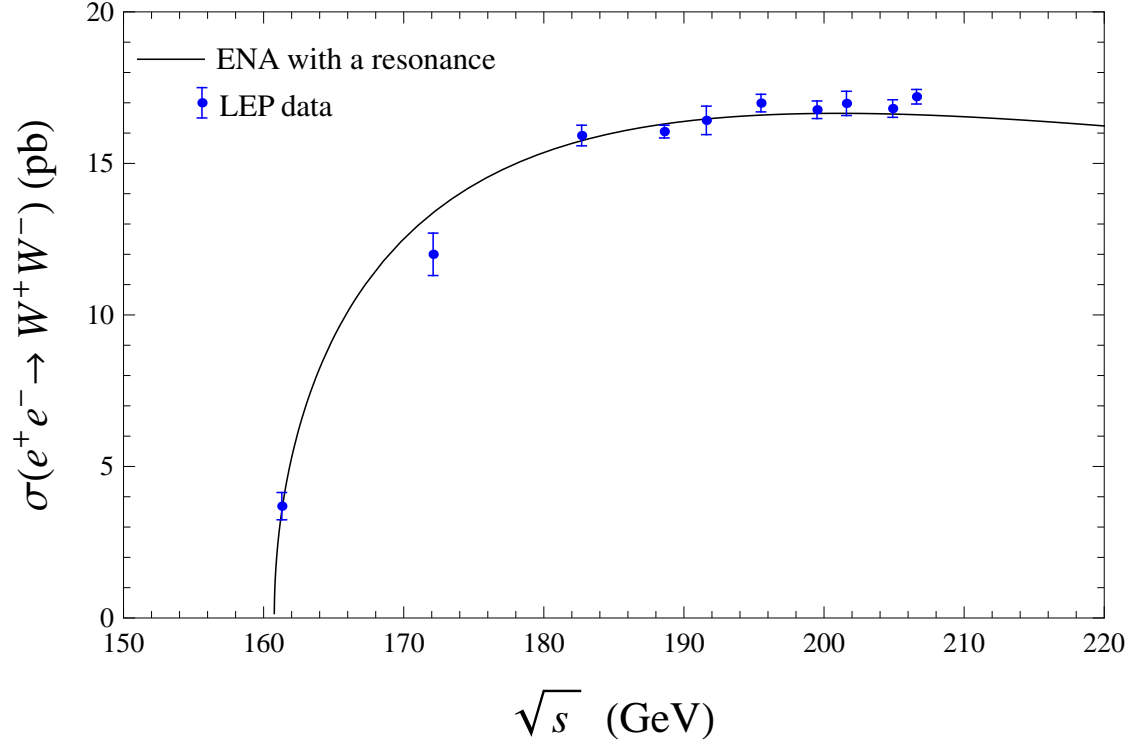


FIG. 6. The total cross section for $e^+e^- \rightarrow W^+W^-$ as a function of the cms energy. The solid curve is the prediction of the effective neutrino approach with the Glashow resonance, equation (7). The points are the combined results of the LEP experiments ALEPH, DELPHI, L3 and OPAL [36].