

Clustering by Orthogonal NMF Model and Non-Convex Penalty Optimization

Shuai Wang, Tsung-Hui Chang, Ying Cui, and Jong-Shi Pang

November 12, 2021

Abstract

The non-negative matrix factorization (NMF) model with an additional orthogonality constraint on one of the factor matrices, called the orthogonal NMF (ONMF), has been found a promising clustering model and can outperform the classical K-means. However, solving the ONMF model is a challenging optimization problem due to the presence of both orthogonality and non-negativity constraints. Most of the existing methods directly deal with the orthogonality constraint in its original form via various optimization techniques. In this paper, we propose a new ONMF based clustering formulation that equivalently transforms the orthogonality constraint into a set of norm-based non-convex equality constraints. To deal with these non-convex equality constraints, we apply a non-convex penalty (NCP) approach to add them to the objective as penalty terms, leaving simple non-negativity constraints only in the penalized problem. One smooth penalty formulation and one non-smooth penalty formulation are respectively studied. We build theoretical conditions for the penalized problems to provide feasible stationary solutions to the ONMF based clustering problem, as well as proposing efficient algorithms for solving the penalized problems of the two NCP methods. Experimental results based on both synthetic and real datasets are presented to show that the proposed NCP methods are computationally time efficient, and either match or outperform the existing K-means and ONMF based methods in terms of the clustering performance.

Keywords— Data clustering, orthogonal non-negative matrix factorization, penalty method.

I. INTRODUCTION

is one of the most fundamental data mining tasks and has an enormous number of applications [1]. Typically, clustering is a key intermediate step to explore underlying structure of massive data for subsequent analysis. For example, in internet applications, clustering is used to identify users of different interests who then can be provided with specific service recommendation [2], [3]. In biology, clustering can be used for pattern discovery of genes which can help identify subtypes of a certain disease or cancer [4], [5], [6].

Shuai Wang and Tsung-Hui Chang are with the Shenzhen Research Institute of Big Data and School of Science and Engineering, The Chinese University of Hong Kong, Shenzhen 518172, China (e-mail: shuai-wang@link.cuhk.edu.cn, tsunghui.chang@ieee.org).

Ying Cui is with the Department of Industrial and Systems Engineering, University of Minnesota, Minneapolis, MN 55455, USA (e-mail: yingcui@umn.edu).

Jong-Shi Pang is with the Department of Industrial and Systems Engineering, University of Southern California, Los Angeles, CA 90089, USA (e-mail: jongship@usc.edu).

Among the existing clustering methods, the K-means [7] is the most widely used one, thanks to its simplicity [8]. However, the K-means may not always yield satisfactory clustering results. On one hand, from an optimization perspective, the iterative steps of finding the cluster centroids and cluster assignment in K-means are equivalent to solving a binary integer constrained matrix factorization problem by alternating optimization [9], [10]. Due to the non-convex matrix factorization model and binary integer constraint, the iterates of K-means are likely to be stuck at an unsatisfactory local point, and are sensitive to the choice of initial points [11]. On the other hand, the K-means overlooks the inherent low-rank structure and prior information which are usually owned by high-dimensional real data. Therefore, various dimension-reduction techniques such as principal component analysis (PCA), spectral clustering [12], non-negative matrix factorization (NMF) [13], [14] and deep neural networks [15], [16] are proposed. However, these methods are merely used as a preprocessing stage to find a clustering-friendly representation for the data, and the K-means is still often used for clustering the dimension-reduced data. Thus, the intrinsic drawback of the K-means caused by the non-convex nature and discrete constraints is not addressed.

Recently, as a variant of NMF, the orthogonal NMF (ONMF) model has been considered for data clustering [17], [18], [19], [20], [21], [22], [6]. The ONMF model imposes an additional orthogonality constraint on one of the factor matrices in NMF. It turns out that, like the K-means, the orthogonally constrained factor matrix functions the same as an indicator matrix that shows how the data samples are assigned to different clusters [17], [21]. Therefore, the ONMF model can be regarded as a continuous relaxation (which has no discrete constraint) of the K-means. Studies on various data mining tasks have found that the ONMF model can outperform the K-means and NMF based clustering methods [23], [24], [18], [20], [21], [22], [6].

A. Related Works

Despite its widespread use, solving the ONMF problem is challenging due to the existence of the orthogonality and non-negativity constraints. Many of the existing ONMF algorithms extend upon the classical multiplicative update (MU) rule by Lee and Seung [13] for the vanilla NMF to accommodate the additional orthogonality constraint. For example, reference [17] penalized the orthogonality constraint followed by applying the MU rule. The authors of [19] derived the MU rule directly using the gradient vector over the Stiefel manifold. Reference [21] employed the augmented Lagrangian (AL) method that penalizes the non-negativity constraint and applies the gradient projection method for the orthogonally constrained subproblem. Since projection onto the set of orthonormal matrices involves singular value decomposition (SVD), the orthogonal nonnegatively penalized matrix factorization (ONP-MF) method in [21] can be computationally inefficient. The hierarchical alternating least squares (HALS) method

proposed in [20] is claimed to achieve a better balance between the orthogonality and non-negativity constraints. The HALS method updates one column and one row of the two respective factor matrices at the same time in each iteration, subject to the orthogonality and non-negativity constraints. Since the subproblem in HALS is handled by the same MU rule in [17], it is computationally efficient in general. Reference [22] proposed to approximate the ONMF solution by solving a low-rank non-negative PCA problem, which however involves generating a large number of candidate solutions. While the method in [22] is the first that can provide provable approximation guarantee for the ONMF problem, it can be computationally inefficient especially when a high-quality solution is sought.

B. Contributions

In this paper, we propose a new approach to handle the ONMF based data clustering problem, aiming at achieving high-quality clustering performance with decent computational cost. Specifically, unlike the existing methods [17], [20], [19], [21] which directly deal with the orthogonality constraint, we present in [25] a novel problem reformulation for the ONMF problem that replaces the orthogonality constraint by a set of norm-based (non-convex) equality constraints. The second ingredient of the proposed approach is the use of the penalty method in optimization [26] to add these non-convex norm-equality constraints as penalty terms in the objective function. The advantages of the proposed method are twofold. First, the penalty method allows to find a feasible solution to satisfy the norm-equality constraints gradually in a gentle fashion, and is less likely to be stuck at bad local solutions. Second, since only simple non-negativity constraints are left, the penalized problem can be efficiently handled by the existing proximal alternating linearized minimization (PALM) method [27]. As will be shown shortly, the proposed algorithms are inherently parallel and therefore are suitable for large-scale clustering problems.

In particular, we consider two novel types of non-convex penalty (NCP) formulations - one is smooth that has squared ℓ_1 -norm minus squared ℓ_2 -norm as the penalty term, and the other one is non-smooth that has ℓ_1 -norm minus ℓ_∞ -norm as the penalty term. We build theoretical conditions under which the two penalty methods can yield a feasible and meaningful solution to the considered ONMF based clustering problem. We also develop computationally efficient PALM algorithms to solve the penalized problems for the smooth and non-smooth NCP methods, respectively. It is worthy to mention that the penalized problem of the non-smooth NCP method is a non-convex and non-smooth problem with a negative infinity norm regularization. We propose a novel non-convex proximal operator of the negative infinity-norm function, and show that it has a simple closed-form solution.

Extensive experiments are conducted based on a synthetic data set [10], the gene dataset TCGA [28], [29] and the document dataset TDT2 [30]. The experimental results demonstrate that the proposed both

smooth and non-smooth NCP methods can provide either comparable or greatly better performance than the existing K-means based methods and ONMF based methods in [17], [21], [19], [20], and at the same time are more time efficient than most of the existing ONMF based methods.

Synopsis: Section II reviews the existing K-means and ONMF model, and presents the proposed clustering problem formulation. The proposed NCP optimization framework is presented in Section III, where theoretical conditions for the smooth and non-smooth NCP methods to yield feasible stationary solutions are analyzed. The PALM algorithms used for solving the smooth and non-smooth penalized problems are given in Section IV. Experimental results are presented in Section V, and lastly the conclusion is drawn in Section VI.

Notation: We use boldface lowercase letters and boldface uppercase letters to represent column vectors and matrices, respectively. $\mathbb{R}^{m \times n}$ denotes the set of m by n real-valued matrices. The (i, j) th entry of matrix \mathbf{A} is denoted by $[\mathbf{A}]_{ij}$; the i th element of vector \mathbf{a} is denoted by $(\mathbf{a})_i$ or a_i . Superscript \top stands for matrix transpose. For a matrix $\mathbf{A} \in \mathbb{R}^{m \times n}$, its column vectors are denoted by $\mathbf{a}_j \in \mathbb{R}^m, j = 1, \dots, n$, and its row vectors are denoted by $\tilde{\mathbf{a}}_i \in \mathbb{R}^n, i = 1, \dots, m$; that is, $\mathbf{A} = [\mathbf{a}_1, \dots, \mathbf{a}_n] = [\tilde{\mathbf{a}}_1, \dots, \tilde{\mathbf{a}}_m]^\top$. We denote $\mathbf{A} \geq \mathbf{0}$ as a non-negative matrix, i.e., $[\mathbf{A}]_{ij} \geq 0$ for all $i = 1, \dots, m, j = 1, \dots, n$. $\mathbf{1}$ denotes the all-one vector, $\mathbf{0}$ is the all-zero vector, \mathbf{I}_m is the m by m identity matrix, and \mathbf{e}_n denotes the elementary vector with one in the n th entry and zero otherwise. $\|\cdot\|_F$ and $\|\cdot\|_p$ are the matrix Frobenius norm and vector p -norm, respectively. $\langle \mathbf{A}, \mathbf{B} \rangle$ denotes the inner product between matrices \mathbf{A} and \mathbf{B} . $\lambda_{\max}(\mathbf{A})$ stands for the maximum eigenvalue of matrix \mathbf{A} . For a convex function $f: \mathbb{R}^n \rightarrow \mathbb{R}$, $\partial f(\mathbf{x})$ denotes the subdifferential of f at \mathbf{x} . Lastly, $[\mathbf{A}]^+$ denotes $\max\{\mathbf{A}, \mathbf{0}\}$ which is a matrix that reserves the non-negative elements of \mathbf{A} .

II. DATA CLUSTERING AND ONMF MODEL

A. K-Means and ONMF Model

Let $\mathbf{X} \geq \mathbf{0}$ be a non-negative data matrix that contains N data samples and each of the samples has M features, i.e., $\mathbf{X} = [\mathbf{x}_1, \dots, \mathbf{x}_N] \in \mathbb{R}^{M \times N}$. The task of data clustering is to assign the N data samples into a predefined number of K clusters in the sense that the samples belonging to one cluster are close to each other based on certain distance metric. The most popular setting is to consider the Euclidean distance and the use of the K-means due to its simplicity.

From an optimization point of view [9], [10], the iterative procedure of K-means can be interpreted

as an alternating optimization algorithm applied to the following matrix factorization problem

$$\min_{\mathbf{W}, \mathbf{H}} \|\mathbf{X} - \mathbf{WH}\|_F^2, \quad (1a)$$

$$\text{s.t. } \mathbf{1}^\top \mathbf{h}_j = 1, [\mathbf{H}]_{ij} \in \{0, 1\}, \forall i \in \mathcal{K}, j \in \mathcal{N}, \quad (1b)$$

$$\mathbf{W} \geq \mathbf{0}, \quad (1c)$$

where $\mathcal{K} \triangleq \{1, \dots, K\}$ and $\mathcal{N} \triangleq \{1, \dots, N\}$. Here, columns of $\mathbf{W} \in \mathbb{R}^{M \times K}$ represent centroids of the K clusters, while the matrix $\mathbf{H} \in \mathbb{R}^{K \times N}$ indicates the cluster assignment of samples. Specifically, $[\mathbf{H}]_{ij} = 1$ indicates that the j th sample \mathbf{x}_j is uniquely assigned to cluster i , and $[\mathbf{H}]_{ij} = 0$ otherwise.

One can see from (1) that, when $\mathbf{W} = [\mathbf{w}_1, \dots, \mathbf{w}_K]$ is given, the optimal \mathbf{H} is obtained by assigning each sample to the cluster that has the nearest centroid, while when \mathbf{H} is given, the optimal \mathbf{w}_i is given by the centroid (average of samples) assigned to the i th cluster, for all $i \in \mathcal{K}$. The two steps are exactly the well-known K-means algorithm. However, due to the non-convex binary constraint (1b) and the hard clustering assignment during the iterative steps of K-means, the K-means is sensitive to the initial conditions and may not always yield satisfactory clustering performance [11].

Regarded as a relaxation of (1), the following vanilla NMF model is also considered for data clustering [14], [21], [10]

$$\min_{\mathbf{W}, \mathbf{H}} \|\mathbf{X} - \mathbf{WH}\|_F^2 \quad (2a)$$

$$\text{s.t. } \mathbf{W} \geq \mathbf{0}, \mathbf{H} \geq \mathbf{0}. \quad (2b)$$

However, since (1b) is completely removed from (1), the obtained \mathbf{H} from the above vanilla NMF model cannot reveal clear clustering assignment.

It was shown in [17], [21] that the ONMF model, which has an additional orthogonality constraint on \mathbf{H} , is closely related to the K-means model (1). In particular, the ONMF problem is given by

$$\min_{\mathbf{W}, \mathbf{H}} \|\mathbf{X} - \mathbf{WH}\|_F^2 \quad (3a)$$

$$\text{s.t. } \mathbf{W} \geq \mathbf{0}, \mathbf{H} \geq \mathbf{0}, \quad (3b)$$

$$\mathbf{HH}^\top = \mathbf{I}_K. \quad (3c)$$

A key observation is given as below.

Observation: Any \mathbf{H} satisfying $\mathbf{H} \geq \mathbf{0}$ and $\mathbf{HH}^\top = \mathbf{I}_K$ has at most one non-zero entry in each column.

Thus, matrix \mathbf{H} in (3) functions similarly as that in (1) whose nonzero elements indicate the cluster assignment of data samples. Nevertheless, different from (1), the non-zero entries of \mathbf{H} in (3) are not

restricted to be either zero or one but can be scaled. Owing to the two facts, the ONMF model is less sensitive to data scaling and is preferred than the K-means especially for data where clustering results are independent of data scaling; see [21] for more discussions.

However, the ONMF problem (3) is challenging to solve in general. Unlike the existing methods [17], [20], [19], [21] which directly deal with the orthogonality constraint (3c), we present a novel problem reformulation of (3) and propose a non-convex penalty (NCP) optimization method that is not only amenable to efficient computation but also able to provide favorable clustering performance. We note that any vector $\mathbf{x} \in \mathbb{R}^n$ has at most one non-zero entry if and only if

$$\|\mathbf{x}\|_p = \|\mathbf{x}\|_q, \quad 1 \leq p < q. \quad (4)$$

According to the Observation, any \mathbf{H} satisfying (3c) and (3b) also lies in the following set

$$\left\{ \mathbf{H} \geq \mathbf{0} \mid \begin{array}{l} \|\tilde{\mathbf{h}}_i\|_2 = 1, \quad i \in \mathcal{K}, \\ \|\mathbf{h}_j\|_p = \|\mathbf{h}_j\|_q, \quad j \in \mathcal{N} \end{array} \right\}. \quad (5)$$

Thus, the ONMF model (3) can be equivalently written as

$$\min_{\mathbf{W}, \mathbf{H}} \|\mathbf{X} - \mathbf{WH}\|_F^2 \quad (6a)$$

$$\text{s.t. } \mathbf{W} \geq \mathbf{0}, \mathbf{H} \geq \mathbf{0}, \quad (6b)$$

$$\|\tilde{\mathbf{h}}_i\|_2 = 1, \quad i \in \mathcal{K}, \quad (6c)$$

$$\|\mathbf{h}_j\|_p = \|\mathbf{h}_j\|_q, \quad j \in \mathcal{N}. \quad (6d)$$

Firstly, note that the condition $\|\tilde{\mathbf{h}}_i\|_2 = 1, \quad i \in \mathcal{K}$, is not intrinsic to the data clustering task. In essence, both \mathbf{H} and \mathbf{QH} , where $\mathbf{Q} \geq \mathbf{0}$ is a diagonal matrix, indicate the same cluster assignment, and both (\mathbf{W}, \mathbf{H}) and $(\mathbf{WQ}^{-1}, \mathbf{QH})$ have the same objective values in (6a). Therefore, without loss of the clustering performance, we remove $\|\tilde{\mathbf{h}}_i\|_2 = 1, \quad i \in \mathcal{K}$, from (6). Secondly, for bounded solution, we add the regularization term $\frac{\mu}{2}\|\mathbf{W}\|_F^2 + \frac{\nu}{2}\|\mathbf{H}\|_F^2$ to (6), where $\mu, \nu \geq 0$ are two parameters¹. Thirdly, without loss of generality, we replace $\|\mathbf{h}_j\|_p = \|\mathbf{h}_j\|_q$ with $\|\mathbf{h}_j\|_p^v = \|\mathbf{h}_j\|_q^v$ by adding a power exponent $v > 0$. As a result, we have the following problem formulation for data clustering:

¹Adding the regularization term makes the objective coercive, which subsequently can guarantee bounded solutions to the optimization problem.

Proposed clustering formulation:

$$\min_{\mathbf{W}, \mathbf{H}} \|\mathbf{X} - \mathbf{WH}\|_F^2 + \frac{\mu}{2} \|\mathbf{W}\|_F^2 + \frac{\nu}{2} \|\mathbf{H}\|_F^2 \quad (7a)$$

$$\text{s.t. } \mathbf{W} \geq \mathbf{0}, \quad (7b)$$

$$\left. \begin{aligned} \mathbf{H} &\geq \mathbf{0}, \\ \|\mathbf{h}_j\|_p^v &= \|\mathbf{h}_j\|_q^v, \quad j \in \mathcal{N}, \end{aligned} \right\} \triangleq \mathcal{H}_{p,q}^v. \quad (7c)$$

One clear advantage of formulation (7) is its scalability. Concisely, when \mathbf{W} is fixed, problem (7) can be fully decoupled across the columns of \mathbf{H} into N subproblems. This makes it easy to apply some decomposition methods for dealing with large-scale clustering tasks. Nevertheless, it is still challenging to solve (7) and the main challenge lies in how to deal with the non-convex objective function and the (possibly non-smooth) norm-equality constraint (7c).

Before proceeding with the proposed methods, we first present basic definitions for characterizing a proper solution of the non-convex and possibly non-smooth problem (7).

Definition 1 (*Tangent cone*) Let $\mathcal{X} \subseteq \mathbb{R}^n$ and $\mathbf{x} \in \mathcal{X}$. A vector \mathbf{d} is a tangent of \mathcal{X} at \mathbf{x} if either $\mathbf{d} = \mathbf{0}$ or there exists a sequence $\{\mathbf{x}^k\} \subset \mathcal{X}$ and positive scalars $\{\tau^k\}$ such that $\lim_{k \rightarrow \infty} \frac{\mathbf{x}^k - \mathbf{x}}{\tau^k} = \mathbf{d}$ when $\mathbf{x}^k \rightarrow \mathbf{x}$, $\tau^k \searrow 0$. The tangent cone of \mathcal{X} at \mathbf{x} , denoted by $\mathcal{T}_{\mathcal{X}}(\mathbf{x})$, contains all the tangents of \mathcal{X} at \mathbf{x} .

Definition 2 (*Directional derivative*) Let $f : \mathbb{R}^n \rightarrow \mathbb{R}$ be a possibly non-smooth function. Then f is directionally differentiable if the directional derivative of f along any direction $\mathbf{d} \in \mathbb{R}^n$

$$f'(\mathbf{x}; \mathbf{d}) = \lim_{\tau \searrow 0} \frac{f(\mathbf{x} + \tau \mathbf{d}) - f(\mathbf{x})}{\tau} \quad (8)$$

exists at any $\mathbf{x} \in \mathbb{R}^n$.

If f is differentiable, then the directional derivative $f'(\mathbf{x}; \mathbf{d})$ in the above definition reduce to $\nabla f(\mathbf{x})^\top \mathbf{d}$, where $\nabla f(\mathbf{x})$ is the gradient vector of f at \mathbf{x} .

Definition 3 (*B-stationary solution*)[31] For an optimization problem $\min_{\mathbf{x} \in \mathcal{X}} f(\mathbf{x})$, where $f : \mathbb{R}^n \rightarrow \mathbb{R}$ is directionally differentiable, and \mathcal{X} is a closed set. Then, $\bar{\mathbf{x}} \in \mathcal{X}$ is a B-stationary point if $f'(\bar{\mathbf{x}}; \mathbf{d}) \geq 0, \forall \mathbf{d} \in \mathcal{T}_{\mathcal{X}}(\bar{\mathbf{x}})$.

If \mathcal{X} is a convex set, then the condition is equivalent to $f'(\bar{\mathbf{x}}; \mathbf{x} - \bar{\mathbf{x}}) \geq 0, \forall \mathbf{x} \in \mathcal{X}$, and $\bar{\mathbf{x}}$ is known as the *d-stationary point*. If f is differentiable and \mathcal{X} is convex, then the condition reduces to $\nabla f(\bar{\mathbf{x}})^\top (\mathbf{x} - \bar{\mathbf{x}}) \geq 0, \forall \mathbf{x} \in \mathcal{X}$, and $\bar{\mathbf{x}}$ is simply called a *stationary point* [31, (1.3.3)].

As proved in [32, Section 6] of the supplementary material, the following simple proposition shows that any B-stationary point of (7) has non-zero columns for \mathbf{H} .

Proposition 1 *Let $(\overline{\mathbf{W}}, \overline{\mathbf{H}})$ be a B-stationary point of (7) satisfying $(\overline{\mathbf{W}})^T \mathbf{x}_j \neq \mathbf{0}, \forall j \in \mathcal{N}$. Then, $\overline{\mathbf{h}}_j \neq \mathbf{0}, \forall j \in \mathcal{N}$.*

The condition of $(\overline{\mathbf{W}})^T \mathbf{x}_j \neq \mathbf{0}, \forall j \in \mathcal{N}$ is actually mild as it is known that the centroid \mathbf{W} should usually lie in the space spanned by the cluster samples [33]. Proposition 1 implies that a B-stationary point of (7) is clustering meaningful since, at a B-stationary point, each data sample must be properly assigned to one of the clusters.

III. PROPOSED NON-CONVEX PENALTY METHOD

In this section, we present the proposed NCP framework to handle problem (7). Let $\phi(\mathbf{h}_j) \triangleq \|\mathbf{h}_j\|_p^v - \|\mathbf{h}_j\|_q^v \geq 0$ for $1 \leq p < q$. Since $\phi(\mathbf{h}_j) = 0$ is equivalent to making binary decisions for each entry of \mathbf{h}_j (being zero or non-zero), our intuition is to have an algorithm that can gently arrive at the binary decision so that it can be less sensitive to bad initial points. Specifically, we consider the following penalized formulation

$$\min_{\mathbf{W}, \mathbf{H}} F(\mathbf{W}, \mathbf{H}) + \frac{\rho}{v} \sum_{j=1}^N \left(\|\mathbf{h}_j\|_p^v - \|\mathbf{h}_j\|_q^v \right) \quad (9a)$$

$$\text{s.t. } \mathbf{W} \geq \mathbf{0}, \mathbf{H} \geq \mathbf{0}, \quad (9b)$$

where $F(\mathbf{W}, \mathbf{H}) \triangleq \|\mathbf{X} - \mathbf{WH}\|_F^2 + \frac{\mu}{2} \|\mathbf{W}\|_F^2 + \frac{\nu}{2} \|\mathbf{H}\|_F^2$, and $\rho > 0$ is a penalty parameter. As seen from (9), since the non-convex norm-equality constraints in (7c) are penalized in the objective function, the penalized problem (9) involves simple convex constraint set only.

Like the classical penalty method [26, Chapter 17], we attempt to reach a good clustering solution of (7) through solving a sequence of penalized subproblems in (9), by gradually increasing ρ . The proposed NCP framework is shown in Algorithm 1. It is expected that the norm-equality constraint (7c) can be gradually satisfied as ρ increases, implying that the clustering assignment is achieved step by step in a smooth manner. This is in contrast to the classical k-means which has hard decision on the clustering assignment in the iterative process. This property also makes the proposed NCP method less sensitive to the choice of the initial point, which is one of the key advantages. An illustrative example demonstrating this point is given in [32, Section 5] of the supplementary material.

We study two types of penalty functions. In particular, we respectively consider a smooth penalty and a non-smooth penalty for (9). The smooth penalty sets $p = 1, q = 2$ and $v = 2$, whereas the non-smooth penalty sets $p = 1, q = \infty$ and $v = 1$. To justify the effectiveness of the two penalties, in the ensuing two subsections, we present theoretical conditions for which the penalty method and Algorithm 1 can yield a feasible stationary solution to problem (7). In Section IV, efficient algorithms for solving (9) are presented.

Algorithm 1 Proposed NCP framework for problem (7).

- 1: **Set** $r = 1$, and given a parameter $\gamma > 1$ and initial values of $\rho > 0$ and $(\mathbf{W}^{(0)}, \mathbf{H}^{(0)})$.
 - 2: **repeat**
 - 3: Obtain a d-stationary point $(\mathbf{W}^{(r)}, \mathbf{H}^{(r)})$ of problem (9), using $(\mathbf{W}^{(r-1)}, \mathbf{H}^{(r-1)})$ as the initial point (see Algorithm 2 and Algorithm 3 in Section IV).
 - 4: Increase the penalty parameter $\rho = \gamma\rho$ if the row vectors of $\mathbf{H}^{(r)}$ are not sufficiently orthogonal (see Section V).
 - 5: Set $r = r + 1$.
 - 6: **until** a predefined stopping criteria is satisfied.
-

A. Smooth NCP (SNCP) Method

The proposed SNCP is obtained by choosing $p = 1, q = 2$ and $v = 2$ in (7) and (9). Since $\mathbf{H} \geq \mathbf{0}$, $\|\mathbf{h}_j\|_1 = \mathbf{1}^\top \mathbf{h}_j, j \in \mathcal{N}$, the corresponding penalized problem (9) is given by

$$\min_{\mathbf{W}, \mathbf{H}} F(\mathbf{W}, \mathbf{H}) + \frac{\rho}{2} \sum_{j=1}^N \left((\mathbf{1}^\top \mathbf{h}_j)^2 - \|\mathbf{h}_j\|_2^2 \right) \quad (10a)$$

$$\text{s.t. } \mathbf{W} \geq \mathbf{0}, \mathbf{H} \geq \mathbf{0}, \quad (10b)$$

which has $G_\rho(\mathbf{W}, \mathbf{H}) \triangleq F(\mathbf{W}, \mathbf{H}) + \frac{\rho}{2} \sum_{j=1}^N ((\mathbf{1}^\top \mathbf{h}_j)^2 - \|\mathbf{h}_j\|_2^2)$ as the smooth objective function.

The following proposition provides the theoretical justification for the SNCP method.

Theorem 1 *There exists a finite $\rho^* > 0$ such that for any $\rho > \rho^*$, any local minimum solution of (10) is a feasible and a local minimum solution to (7) (with $p = 1, q = 2$ and $v = 2$).*

The proof of Theorem 1 is given in Appendix A. Theorem 1 implies that the penalized problem (10) indeed can yield a solution (\mathbf{W}, \mathbf{H}) that satisfies the norm-equality constraints in (7c) (with $p = 1, q = 2$ and $v = 2$) and is locally optimal to (7) as long as $\rho (< \infty)$ is sufficiently large and (\mathbf{W}, \mathbf{H}) is a locally optimal solution of (10).

Theorem 1 shows that the SNCP is so called *exact penalty* [26], provided that a local minimum of (10) can be reached. In practice, this may not always be guaranteed. The following theorem further asserts that if a stationary solution (not local minimum) is obtained, (10) can still yield a feasible B-stationary solution of (7) as long as ρ goes to infinity.

Theorem 2 *Let $(\mathbf{W}^\rho, \mathbf{H}^\rho)$ denote a stationary point of (10), and assume that $(\mathbf{W}^\rho, \mathbf{H}^\rho)$ is bounded and it has a limit point $(\mathbf{W}^\infty, \mathbf{H}^\infty) \neq \mathbf{0}$ when $\rho \rightarrow \infty$. Then, $(\mathbf{W}^\infty, \mathbf{H}^\infty)$ is a feasible B-stationary point to (7).*

The proof of Theorem 2 is presented in Appendix B. In practice, a finite value of ρ would be sufficient to obtain a reasonably good solution as one will see in Section V.

B. Non-smooth NCP (NSNCP) method

In this subsection, we consider a non-smooth NCP method by setting $p = 1, q = \infty$ and $v = 1$ in (7) and (9). The corresponding penalized problem (9) is given by

$$\min_{\mathbf{W}, \mathbf{H}} F(\mathbf{W}, \mathbf{H}) + \rho \sum_{j=1}^N (\mathbf{1}^\top \mathbf{h}_j - \|\mathbf{h}_j\|_\infty) \quad (11a)$$

$$\text{s.t. } \mathbf{W} \geq \mathbf{0}, \mathbf{H} \geq \mathbf{0}, \quad (11b)$$

where the objective function $F_\rho(\mathbf{W}, \mathbf{H}) \triangleq F(\mathbf{W}, \mathbf{H}) + \rho \sum_{j=1}^N (\mathbf{1}^\top \mathbf{h}_j - \|\mathbf{h}_j\|_\infty)$ is non-smooth. Interestingly, analogous to the exact penalty in Theorem 1 but without the need of a local minimum solution, the NSNCP method allows one to obtain a feasible B-stationary solution of (7) if a d-stationary solution of (11) can be obtained.

Theorem 3 *Assume that $(\mathbf{W}^\rho, \mathbf{H}^\rho)$ is bounded. Then, there exists a finite $\rho^* > 0$ such that for all $\rho > \rho^*$, if $(\mathbf{W}^\rho, \mathbf{H}^\rho)$ is a d-stationary point of (11), then $(\mathbf{W}^\rho, \mathbf{H}^\rho)$ is feasible and a B-stationary point to (7).*

The proof of Theorem 3 is presented in Appendix C. By comparing Theorem 3 with Theorem 1, one can see that the NSNCP method in (11) is theoretically stronger since it does not require the penalized problem (11) to yield a locally optimal solution; by comparing it with Theorem 2, the NSNCP requires a finite value of ρ only. However, since (11) is non-convex and non-smooth, it is more challenging to handle than its smooth counterpart (10). In the next section, we present efficient algorithms that can be used to obtain a proper stationary solution of the penalized problem (9) (i.e., (10) and (11)).

IV. OBTAINING A STATIONARY POINT OF (9)

In accordance with Theorem 2 and Theorem 3, we need to obtain a stationary solution for problem (10) and a d-stationary solution for problem (11), respectively. In view of the separable constraint structure for \mathbf{W} and \mathbf{H} , the PALM algorithm in [27] is particularly efficient in handling the considered penalized problems.

A. Algorithm for Solving (10)

By applying the PALM algorithm to the smooth penalized problems (10), one simply performs block-wise gradient projection with respect to \mathbf{W} and \mathbf{H} iteratively, as shown in Algorithm 2. Here, t^k and c^k are two step size parameters. Denote $L_G(\mathbf{W}^k)$ and $L_G(\mathbf{H}^k)$ as the Lipschitz constants of $\nabla_{\mathbf{H}} G_\rho(\mathbf{W}^k, \mathbf{H})$ and $\nabla_{\mathbf{W}} G_\rho(\mathbf{W}, \mathbf{H}^k)$, respectively. Convergence of Algorithm 2 can be established based on [27].

Algorithm 2 PALM for solving penalized problem (10).

- 1: **Set** $k = 0, \mathbf{W}^0 = \mathbf{W}^{(r-1)}, \mathbf{H}^0 = \mathbf{H}^{(r-1)}$.
 - 2: **repeat**
 - 3: $\mathbf{H}^{k+1} = (\mathbf{H}^k - \frac{1}{t^k} \nabla_{\mathbf{H}} G_{\rho}(\mathbf{W}^k, \mathbf{H}^k))^+,$
 $\mathbf{W}^{k+1} = (\mathbf{W}^k - \frac{1}{c^{k+1}} \nabla_{\mathbf{W}} G_{\rho}(\mathbf{W}^k, \mathbf{H}^{k+1}))^+,$
 - 4: Set $k = k + 1,$
 - 5: **until** a predefined stopping criteria is satisfied.
-

Theorem 4 Let $\{\mathbf{W}^k, \mathbf{H}^k\}$ be the sequence generated by Algorithm 2 with $t^k > \frac{L_G(\mathbf{W}^k)}{2}$ and $c^k > \frac{L_G(\mathbf{H}^k)}{2}$. Then $\{G_{\rho}(\mathbf{W}^k, \mathbf{H}^k)\}$ is non-increasing, $\{\mathbf{W}^k, \mathbf{H}^k\}$ is bounded, and $\{\mathbf{W}^k, \mathbf{H}^k\}$ converges to a stationary point of (10).

Proof: Since $G_{\rho}(\mathbf{W}, \mathbf{H})$ is a coercive function, and the PALM updates in Algorithm 2 guarantees descent of the objective function $G_{\rho}(\mathbf{W}^k, \mathbf{H}^k)$ [27, Remark 4(iii)] under $t^k > \frac{L_G(\mathbf{W}^k)}{2}$ and $c^k > \frac{L_G(\mathbf{H}^k)}{2}$, $\{\mathbf{W}^k, \mathbf{H}^k\}$ are bounded. Besides, because $G_{\rho}(\mathbf{W}, \mathbf{H})$ satisfies the Kurdyka-Lojasiewicz (KL) property, and $\mathbf{W} \geq \mathbf{0}, \mathbf{H} \geq \mathbf{0}$ are convex sets, we can obtain the desired results by [27, Theorem 1]. ■

B. Algorithm for Solving (11)

The non-smooth penalized problem (11) is more challenging to handle due to the non-smooth and non-convex term $-\|\mathbf{h}_j\|_{\infty}$. In particular, when applying the same PALM strategy to problem (11), the corresponding subproblem for updating \mathbf{H} is given by

$$\mathbf{H}^{k+1} = \arg \min_{\mathbf{H} \geq \mathbf{0}} \frac{t^k}{2} \|\mathbf{H} - \mathbf{B}^{k+1}\|_F^2 - \rho \sum_{j=1}^N \|\mathbf{h}_j\|_{\infty}, \quad (12)$$

where $\mathbf{B}^{k+1} = \mathbf{H}^k - \frac{1}{t^k} \nabla_{\mathbf{H}} \tilde{F}_{\rho}(\mathbf{W}^k, \mathbf{H}^k)$ and $\tilde{F}_{\rho}(\mathbf{W}, \mathbf{H}) \triangleq F(\mathbf{W}, \mathbf{H}) + \rho \sum_{j=1}^N \mathbf{1}^{\top} \mathbf{h}_j$ is the smooth component in (11a). Problem (12) is a proximal operator associated with the non-smooth and concave function $-\rho \sum_{j=1}^N \|\mathbf{h}_j\|_{\infty}$. Intriguingly, while being non-convex, problem (12) has a simple closed-form solution as stated below.

Proposition 2 Consider the following problem

$$\min_{\mathbf{x} \in \mathbb{R}^n} \frac{1}{2} \|\mathbf{x} - \mathbf{y}\|_2^2 - c \|\mathbf{x}\|_{\infty} \quad (13a)$$

$$\text{s.t. } \mathbf{x} \geq \mathbf{0}, \quad (13b)$$

where $\mathbf{y} = [y_1, \dots, y_n]^\top \in \mathbb{R}^n$ is given and $c > 0$ is a scalar. Denote $\mathbf{x}^* = [x_1^*, \dots, x_n^*]^\top$ as an optimal solution of (13), and let i^* be the unique index such that $\|\mathbf{x}^*\|_\infty = (\mathbf{x}^*)_{i^*}$. Then, $i^* \in \arg \max_{i=1, \dots, n} y_i$ and

$$(\mathbf{x}^*)_i = \begin{cases} (y_i + c)^+, & \text{if } i = i^*, \\ (y_i)^+, & \text{otherwise,} \end{cases} \quad (14)$$

for $i = 1, \dots, n$.

Proposition 2 is proved in Appendix D. By applying Proposition 2 to (12), we obtain the PLAM method for solving problem (11) in Algorithm 3.

We show in the following theorem that Algorithm 3 can yield a d-stationary solution of the penalized problem (11), as desired by Theorem 3. Denote $L_{\tilde{F}}(\mathbf{W}^k)$ and $L_F(\mathbf{H}^k)$ as the Lipschitz constant of $\nabla_{\mathbf{H}} \tilde{F}(\mathbf{W}^k, \mathbf{H})$ and $\nabla_{\mathbf{W}} F_\rho(\mathbf{W}, \mathbf{H}^k)$, respectively.

Theorem 5 *Let $\{\mathbf{W}^k, \mathbf{H}^k\}$ be the sequence generated by Algorithm 3 with $t^k > L_{\tilde{F}}(\mathbf{W}^k)$ and $c^k > \frac{L_F(\mathbf{H}^k)}{2}$. Then $\{F_\rho(\mathbf{W}^k, \mathbf{H}^k)\}$ is non-increasing, $\{\mathbf{W}^k, \mathbf{H}^k\}$ is bounded, and $\{\mathbf{W}^k, \mathbf{H}^k\}$ converges to a d-stationary point of (11).*

Due to limited space, the proof is presented in [32, Section 7] of the supplementary material. It should be mentioned that [27, Theorem 1] cannot infer Theorem 5. This is because the critical point defined in [27] is based on the subdifferential of the non-smooth terms, which is weaker than the d-stationary point for the difference-of-convex (DC) problem (11); see [34] for detailed discussions. Finally, by combining Theorem 3 and Theorem 5, we see that the NSNCP method with Algorithm 1 and Algorithm 3 can yield a feasible B-stationary solution of problem (7).

Before ending the section, we have the following remarks.

Remark 1 (On the choice of p, q , and v) A natural question regarding the proposed NCP method is that whether the choices of $p = 1, q = 2, v = 2$ in (10) and $p = 1, q = \infty, v = 1$ in (11) are essential. For the NSNCP method, the choice of $p = 1, q = \infty, v = 1$ is essential since Theorem 3 relies on such particular setup and Algorithm 3 for solving (11) is also based on the specific negative infinity norm structure. For the SNCP method, Theorem 1 is proved specifically based on $p = 1, q = 2$ and $v = 2$, whereas Theorem 2 can be true for any choice of (p, q, v) satisfying

$$p \geq 1, q > p, v \geq q. \quad (15)$$

Such choice ensures (10) is a smooth problem and thus Algorithm 2 is always applicable. Nevertheless, we argue that $p = 1, q = 2, v = 2$ is the best choice in practice. As shown in [32, Section 3.1] of the supplementary material, a large value of v would make the landscape of $\phi(\mathbf{h}_j) = \|\mathbf{h}_j\|_p^v - \|\mathbf{h}_j\|_1^v$ has a

Algorithm 3 PALM for solving penalized problem (11).

1: **Set** $k = 0, \mathbf{W}^0 = \mathbf{W}^{(r-1)}, \mathbf{H}^0 = \mathbf{H}^{(r-1)}$.

2: **repeat**

3: $\mathbf{H}^{k+1} = (\mathbf{B}^{k+1} + \frac{\rho}{t^k} \mathbf{Z}^{k+1})^+,$

where

$$[\mathbf{Z}^{k+1}]_{ij} = \begin{cases} 1 & \text{if } i = i_j^*, \\ 0 & \text{otherwise.} \end{cases}, \forall i = 1, \dots, M, j \in \mathcal{N},$$

and i_j^* is any one of the indices in $\arg \max_{\ell=1, \dots, K} [\mathbf{B}^{k+1}]_{\ell j}$.

4: $\mathbf{W}^{k+1} = (\mathbf{W}^k - \frac{1}{c^{k+1}} \nabla_{\mathbf{W}} F_{\rho}(\mathbf{W}^k, \mathbf{H}^{k+1}))^+,$

5: Set $k = k + 1,$

6: **until** a predefined stopping criteria is satisfied.

flat valley around the origin. Besides, large values of v and q make Algorithm 1 less stable and more difficult to reach a feasible solution satisfying $\phi(\mathbf{h}_j) = 0$, which is shown in [32, Section 3.2] of the supplementary material.

Remark 2 (Comparison of SNCP and NSNCP) As presented in Section III, the NSNCP method has a stronger theoretical result since it can guarantee exact penalty without necessarily achieving a local minimum solution of the penalized problem (9). However, numerically we found the two methods in fact perform comparably to each other in terms of data clustering. Nevertheless, both the two methods can often yield favorable results than the classical k-means, and outperform the existing ONMF-based methods in terms of both clustering performance and computation time. These will be discussed in detail in the next section.

V. EXPERIMENT RESULTS

In this section, we examine the clustering performance of the proposed SNCP and NSNCP methods against 6 existing clustering methods, namely, K-means (KM), K-means++ [11], DTPP [17], ONP-MF [21], ONMF-S [19] and HALS [20]. Note that the later four methods are all based on the ONMF model (3). The adjusted Rand index (ARI) [35] and clustering accuracy (ACC) [30] are adopted for performance evaluation. However, due to limited space, we only present the results of ACC here and relegate the results of ARI in the [32, Section 4] of the supplementary material. Both of these methods are implemented with python and have been uploaded to https://github.com/wshuai317/NCP_ONMF.

A. Performance with Synthetic Data

We follow the linear model $\mathbf{X} = \mathbf{W}\mathbf{H} + \mathbf{V}$ in [10] to generate the synthetic data where $\mathbf{V} \in \mathbb{R}^{M \times N}$ denotes the measurement noise. The signal to noise ratio (SNR) is defined as $10 \log_{10}(\|\mathbf{W}\mathbf{H}\|_F^2 / \|\mathbf{V}\|_F^2)$ dB. We follow the same procedure as in [10] to generate \mathbf{W} , \mathbf{V} and the cluster assignment matrix \mathbf{H} , with $M = 2000$, $N = 1000$ and $K = 10$ (10 clusters). The number of data samples in the 10 clusters are 117, 62, 36, 124, 15, 24, 119, 43, 122 and 338, respectively. Like [10], 5% of the data samples are replaced by randomly generated outliers.

Parameter setting: In Algorithm 1, the initial penalty parameter ρ is set to 10^{-8} . For Step 4 of Algorithm 1, the orthogonality of $\mathbf{H}^{(r)}$ is measured by

$$\begin{aligned} & \text{(Orthogonality)} \\ \epsilon_{\text{orth}} &= \frac{\|\mathbf{Q}^{(r)}\mathbf{H}^{(r)}(\mathbf{Q}^{(r)}\mathbf{H}^{(r)})^\top - \mathbf{I}_K\|_F}{K^2}, \end{aligned} \quad (16)$$

where $\mathbf{Q}^{(r)}$ is a diagonal matrix such that rows of $\mathbf{Q}^{(r)}\mathbf{H}^{(r)}$ have unit 2-norm. One updates $\rho = \gamma\rho$ in Step 4 of Algorithm 1 whenever $\epsilon_{\text{orth}} \geq 10^{-10}$. Besides, we define

$$\begin{aligned} & \text{(Normalized Residual)} \\ \epsilon_{\text{NR}} &= \frac{\|\mathbf{W}^{(r)} - \mathbf{W}^{(r-1)}\|_F}{\|\mathbf{W}^{(r-1)}\|_F} + \frac{\|\mathbf{H}^{(r)} - \mathbf{H}^{(r-1)}\|_F}{\|\mathbf{H}^{(r-1)}\|_F}. \end{aligned} \quad (17)$$

The stopping condition of Algorithm 1 is when both ϵ_{orth} and ϵ_{NR} are sufficiently small.

For Algorithm 2, t^k and c^{k+1} are chosen as $\frac{1}{2}\lambda_{\max}(\nabla_{\mathbf{H}}^2 G_\rho(\mathbf{W}^k, \mathbf{H}^k))$ and $\frac{1}{2}\lambda_{\max}(\nabla_{\mathbf{W}}^2 G_\rho(\mathbf{W}^k, \mathbf{H}^{k+1}))$, respectively; while for Algorithm 3, t^k and c^{k+1} are chosen as $\lambda_{\max}(\nabla_{\mathbf{H}}^2 \tilde{F}(\mathbf{W}^k, \mathbf{H}^k))$ and $\frac{1}{2}\lambda_{\max}(\nabla_{\mathbf{W}}^2 F_\rho(\mathbf{W}^k, \mathbf{H}^{k+1}))$, respectively. The stopping condition for Algorithm 2 and Algorithm 3 is the normalized residual of $(\mathbf{W}^k, \mathbf{H}^k)$ which is defined in the same way as (17) and is denoted as ϵ_{PALM} .

If not mentioned specifically, we choose $\mu = 0$ and $\nu = 10^{-10}$ in (7). The parameter γ for increasing ρ is set to 1.1. When it comes to the stopping condition, if not mentioned specifically, for the SNCP method, we set $\max\{\epsilon_{\text{orth}}, \epsilon_{\text{NR}}\} \leq 10^{-5}$ for Algorithm 1 and $\epsilon_{\text{PALM}} < 3 \times 10^{-3}$ for Algorithm 2; for the NSNCP method, we set $\max\{\epsilon_{\text{orth}}, \epsilon_{\text{NR}}\} \leq 10^{-3}$ for Algorithm 1 and $\epsilon_{\text{PALM}} < 3 \times 10^{-3}$ for Algorithm 3. All algorithms under test are initialized with 10 common, randomly generated initial points, and the presented results are averaged over the 10 experiment trials.

Effect of μ and ν as well as ϵ_{PALM} and γ : The parameters μ and ν as well as ϵ_{PALM} and γ do have impact on the algorithm convergence. To justify our choices above, we conducted extensive experiments with different combinations of these parameters. The numerical results are presented in [32, Section 1] of the supplementary material. The messages that one can infer from these experiments are that 1) smaller

values of μ and ν are preferred, and 2) a larger γ can speed up to satisfy the orthogonality of \mathbf{H} , but requires a smaller value of ϵ_{PALM} in order to achieve a lower objective value of (7). Interested readers may refer to the supplementary material [32] for more discussions.

SNCP vs NSNCP: Let us first examine the convergence behaviors of the proposed SNCP and NSNCP methods. Fig. 1(a) and Fig. 1(b) respectively display the normalized residual and orthogonality achieved versus the iteration number of Algorithm 1 when the SNCP and NSNCP methods are used. One can see from Fig. 1(a) that both SNCP and NSNCP converge and they can converge faster for smaller values of ϵ_{PALM} . As seen in Fig. 1(b), both methods indeed can achieve an orthogonal \mathbf{H} . Moreover, it can be observed that the NSNCP usually converge faster, and it takes about 130 iterations to reach $\epsilon_{\text{orth}} < 10^{-15}$, which is faster than the SNCP method.

To further examine the difference between the SNCP and NSNCP methods, we plot in Fig. 2(a) the convergence curves of clustering accuracy (ACC) versus the iteration number of Algorithm 1 for both the SNCP and NSNCP methods, on the synthetic data with $\text{SNR} = -3$ dB. The results are averaged over 10 experiments, each of which uses a different initial point for Algorithm 1. The error bars (dashed line) are the standard deviation of the 10 experimental results. Intriguingly, one can observe that the NSNCP method actually converges faster than the SNCP method in terms of clustering accuracy, which echoes Theorem 3 that the NSNCP method requires a finite ρ only to achieve a feasible and meaningful solution of (7). However, as seen from the figure, the SNCP method eventually can reach a slightly higher clustering accuracy than the NSNCP method on the synthetic data.

In Fig. 2(b), we further present the clustering accuracy (ACC) versus the stopping condition ϵ_{PALM} of these two methods. One can observe that the clustering accuracy improves with a smaller ϵ_{PALM} for both methods. We also see that the performance gap between the two methods reduces with smaller ϵ_{PALM} , and when $\epsilon_{\text{PALM}} < 10^{-3}$, they yield comparable clustering performance. This implies that the NSNCP method may require a more stringent ϵ_{PALM} in order to reach a desired clustering performance.

Clustering performance: Table I lists the average clustering performance (ACC) of the eight methods under test on the synthetic data with different SNR values. All results are obtained by averaging over 20 experiments. In each experiment, all methods use the same randomly generated initial point.

First of all, one can observe that K-means++ does not perform better than the K-means for the synthetic dataset. The ONMF based methods (i.e., DTPP, ONP-MF, ONMF-S, HALS, and proposed SNCP/NSNCP) significantly outperform the K-means and K-means++. Nevertheless, one can see from Table I that the proposed SNCP and NSNCP methods consistently yield the best clustering performance, especially when the SNR is low.

Computational time: Table I also shows the CPU time taken by each method. The computer used in

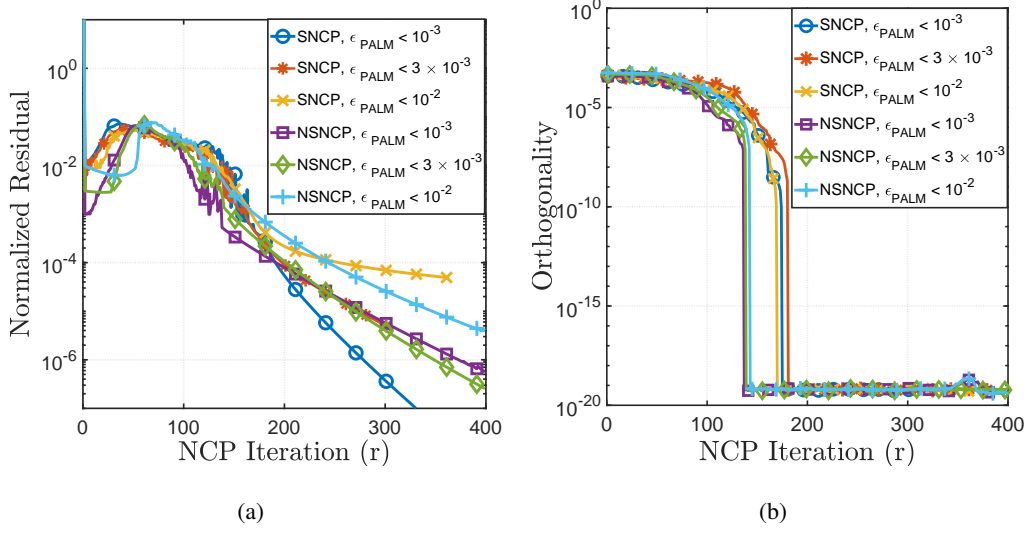


Fig. 1: Convergence curves of normalized residual and orthogonality achieved by the proposed SNCP and NSNCP methods for the synthetic data with SNR = -3 dB.

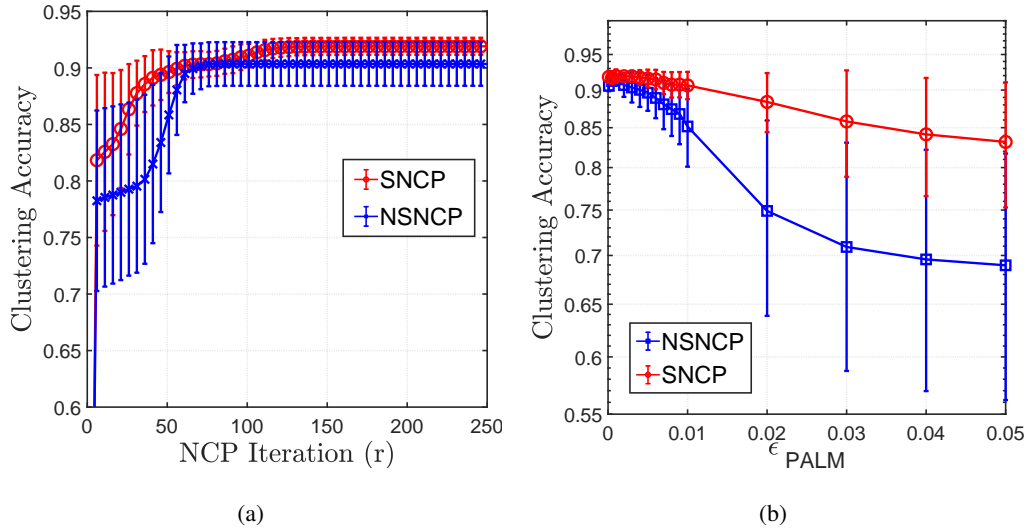


Fig. 2: Comparison of the proposed SNCP and NSNCP methods in terms of clustering accuracy. Each point is averaged over 10 runs with different initials. The error bar shows the standard deviation of the 10 results.

the experiments has a Ubuntu 16.04 OS, and equipped with 3.40 GHz Intel Core i7-6700 CPU and 52 GB RAM. As seen, other than the K-means and K-means++ which are well known computationally cheap, the proposed SNCP and NSNCP methods are more computationally time efficient than the other five ONMF based methods. In particular, while the ONP-MF can provide competitive clustering performance when $\text{SNR} \geq 1$ dB, its computation time is long. By contrast, the HALS can provide reasonably good

TABLE I: Average clustering performance (%) and CPU time (s) on the synthetic data for different values of SNR.

SNR (dB)		-5	-3	-1	1	3
ACC	KM	63.4	69.7	74.7	74.3	75.6
	KM++	64.1	70.1	70.3	70.8	69.2
	DTPP	81.6	85.1	85.9	87.0	86.6
	ONP-MF	66.8	88.3	83.1	89.9	90.0
	ONMF-S	77.4	79.0	80.2	81.3	81.7
	HALS	76.3	86.0	88.1	89.6	89.4
	SNCP	91.5	91.9	92.0	92.5	92.8
	NSNCP	90.1	90.7	91.8	92.0	92.2
Time	KM	3.10	1.96	1.52	1.16	1.11
	KM++	3.09	2.44	2.05	1.70	1.59
	DTPP	30.4	34.0	38.6	31.1	35.1
	ONP-MF	1097	1123	1124	1153	1148
	ONMF-S	68.4	97.1	116	116	90.5
	HALS	22.6	25.6	23.3	15.7	19.3
	SNCP	20.6	15.6	13.4	13.3	12.4
	NSNCP	14.8	15.5	11.5	10.5	10.6

clustering performance when $\text{SNR} \geq 1$ dB and its computation time is moderate. Lastly, we note that the NSNCP method is slightly faster than the SNCP method, though the latter can provide the best clustering performance.

Clustering stability: We evaluate the stability of the clustering methods against different initial points. In particular, we adopt the consensus map and cophenetic correlation (CC) coefficient [5] to measure the stability. Roughly speaking, in the consensus map, the (i, j) th entry will be close to 1 if sample i and sample j are consistently assigned to the same cluster even under different initial conditions. The CC coefficient (between 0 and 1) is used to quantize the overall quality of the consensus map. Fig. 3 shows the results for $\text{SNR} = -3$ dB, and one can see that the proposed SNCP method gives the stablest clustering results, which is followed by the NSNCP method. In particular, inconsistency only happens in small-sized clusters for these two methods.

B. Application to Biological Data Analysis

In the experiment, we apply the various clustering methods to the The Cancer Genome Atlas (TCGA) database [28], [29], which contains the expression data of 20531 genes on 11135 cancer samples belonging to 33 cancer types. We consider 5 subsets of the TCGA dataset with different numbers of cancer types

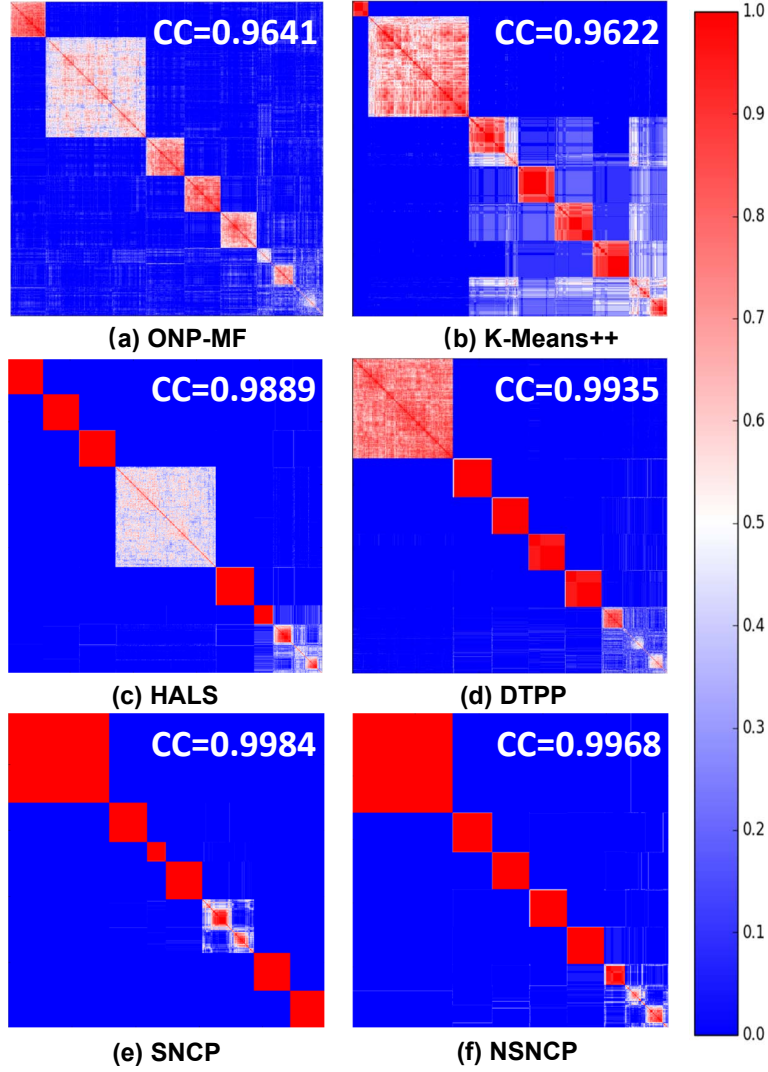


Fig. 3: The consensus map of clustering results for the synthetic data with SNR = -5 dB.

as shown in the 3rd row of Table II. The Pearsons Chi-Squared Test [36] is applied to select 5000 genes ($M = 5000$) for each data sample.

For the proposed SNCP method and NSNCP method, an additional constraint is added to upper bound each entry of \mathbf{W} by the maximum value of the data. The other parameters are set the same as that in Section V-A.

Performance comparison: One can see from Table II that the proposed NSNCP method performs best on the TCGA data, especially for the first three datasets. The SNCP method provides very close performances as the NSNCP method on datasets 2, 3 and 4. Compared with the ONMF based methods, the K-means and K-means++ yield relatively poor performance on this TCGA data. In terms of computation time, the HALS is still the most time efficient one, especially when the sample size is small. However,

TABLE II: Average clustering performance (%) and CPU time (s) on the TCGA data.

Dataset		1	2	3	4	5
#samples N		1667	3086	3660	5314	11135
#cancers K		5	10	15	20	33
ACC	KM	75.0	67.0	57.0	52.2	34.4
	KM++	75.5	55.3	53.7	48.4	34.5
	DTPP	79.2	58.5	58.0	57.0	43.1
	ONMF-S	85.8	71.8	61.9	58.2	38.4
	ONP-MF	84.0	68.5	48.1	32.9	14.8
	HALS	86.2	68.8	56.1	56.3	39.1
	SNCP	85.6	79.3	64.0	61.1	41.1
	NSNCP	89.2	81.2	68.2	64.3	42.7
Time	KM	3.02	7.54	12.3	34.7	115
	KM++	3.08	7.83	26.9	40.3	331
	DTPP	249	1642	299	2135	10052
	ONMF-S	89.9	772	1440	2492	19794
	ONP-MF	4886	10414	14232	16092	77222
	HALS	2.26	11.4	98.1	260	1605
	SNCP	41.6	249	307	486	1118
	NSNCP	22.1	153	240	526	1756

there exists considerable performance gap between HALS and the proposed NCP methods and the computation advantage of HALS can diminish when the data size increases. Lastly, one can observe from the table that the other three ONMF methods are quite computationally expensive, particularly the ONP-MF and ONMF-S.

C. Application to Document Clustering

We here examine the performance of the proposed methods on the document dataset TDT2 corpus [30] which consists of 10212 on-topic documents in total with 56 semantic categories. We extract 6 subsets, each of which contains 10 randomly picked categories ($K = 10$). Each document sample is normalized and represented as a term-frequency-inverse-document-frequency (tf-idf) vector [30]. The dimension of each test data is shown in the first three rows of Table III. In the experiment, we set $\mu = 0$ and $\nu = 10^{-8}$ for the proposed SNCP and NSNCP methods.

Performance comparison: As seen from Table III, except for Datasets 5 and 6, the ONMF based methods yield better performance than the K-means/K-means++. In particular, K-means++ yields the highest clustering accuracy on Dataset 5, and K-means gives comparable performance on Dataset 6. A

TABLE III: Average clustering performance (%) and CPU time (s) on TDT2 data.

Dataset		1	2	3	4	5	6
#terms M		13133	24968	11079	20431	16067	29725
#docs N		842	3292	631	1745	1079	4779
ACC	KM	77.9	51.7	84.4	49.3	61.3	70.2
	KM++	73.5	48.9	84.7	47.1	61.7	65.7
	DTPP	70.0	50.4	77.4	52.1	45.1	66.6
	ONMF-S	81.8	52.0	83.6	59.6	50.9	68.8
	ONP-MF	85.3	46.1	89.5	60.9	59.4	66.8
	HALS	77.9	47.8	85.1	54.3	48.7	64.4
	SNCP	86.1	56.8	88.1	62.0	58.2	70.7
	NSNCP	79.7	54.1	88.6	60.8	56.4	64.8
Time	KM	13.6	195	6.82	65.0	27.4	318
	KM++	10.6	199	8.15	53.6	28.9	401
	DTPP	126	726	81	413	204	2282
	ONMF-S	405	8124	157	1915	633	17603
	ONP-MF	1200	7854	757	3660	1951	14302
	HALS	12.9	35.6	6.07	27.4	20.0	162
	SNCP	37.3	407	20.4	64.0	41.1	263
	NSNCP	24.7	217	16.3	50.0	37.6	180

close inspection shows that for Dataset 5, the initial points picked by K-means++ happen to be close to the cluster centroids of the ground truth.

In addition, we can see that, except for Datasets 3 and 5, the SNCP method provides higher accuracy than the ONMF-S/ONP-MF. Besides, as seen from Table III, the computation time of the ONMF-S/ONP-MF are large and can be 50 times slower than the SNCP method on Dataset 6. It is also seen that the HALS is most time efficient on this experiment although it only provides moderate clustering performance. While the NSNCP method does not perform as well as its smooth counterpart, it gives comparable clustering performance for the first four dataset, and is computationally time efficient compared to ONMF-S and ONP-MF.

Clustering on dimension-reduced data: Since the feature size of the TDT2 data is large and in view of the fact that dimension reduction techniques can extract low-rank structure of data and improve the clustering performance, we apply the spectral clustering (SC) [12] to the TDT2 data followed by applying the various clustering methods to the dimension-reduced data. In the experiment, we set $\nu = \mu = 0$ and each entry of \mathbf{W} is lower (resp. upper) bounded by the minimum (resp. maximum) value of the dimension-reduced data. The experimental results are displayed in Table IV. As observed, all methods have a great

TABLE IV: Average clustering performance (%) and CPU time (s) on dimension-reduced TDT2 data

Dataset		1	2	3	4	5	6
Time of SC		13.8	402	7.11	90.7	30.7	1114
ACC	KM	81.6	69.0	83.1	86.3	89.1	80.2
	KM++	98.3	83.3	98.9	99.6	98.9	90.3
	HALS	95.8	82.8	97.8	98.8	99.4	90.8
	ONP-MF	98.6	82.3	99.0	99.3	99.5	89.7
	SNCP	99.0	84.3	98.0	99.2	99.3	92.7
Time	KM	0.24	1.34	0.17	0.45	0.33	2.33
	KM++	0.25	1.96	0.18	0.46	0.34	2.18
	HALS	0.78	2.45	0.81	1.65	0.75	1.52
	ONP-MF	13.6	385	7.29	90.0	26.0	790
	SNCP	0.59	2.00	0.55	1.31	1.21	3.17

leap in the clustering performance when compared to Table III, and there is no significant performance gap between various methods. Nevertheless, the proposed SNCP method can provide competitive clustering results and performs best on Dataset 1, 2, and 6. Although the ONP-MF performs best on Dataset 3 and 5, it remains to be expensive in computation time. While the K-means++ gives the best performance on Dataset 4, one can see that the proposed SNCP method is only slighter worse.

To look into the reason why SC can greatly improve the clustering performance, we employ t-SNE [37] and visualize some of the TDT2 datasets in Fig. 4. Here, TDT2_2 denotes Dataset 2 in Table III while TDT2_DR2 denotes dimension-reduced Dataset 2 by SC. We can see from Fig. 4 that all of Dataset 2, 4 and 6 exhibit much clearer cluster structures after dimension reduction by SC. The may explain why all methods in Table IV have significantly improved clustering performance comparing to Table III.

In particular, we see that data samples in TDT2_DR4 in Fig. 4(e) becomes almost separable, and therefore the K-means++ can achieve a nearly perfect performance and outperforms the SNCP method. By contrast, as seen in Fig. 4(d) and 4(f), data samples in both TDT2_DR2 and TDT2_DR6 still overlap with each other after dimension reduction, and their data samples are unevenly spread with complex shapes. Such case is known to be challenging for K-means and K-means++ [16]. As seen from Table IV, the SNCP method, which outperforms the K-means++ on the two datasets, is more capable of capturing complicated cluster structures.

VI. CONCLUSION

In this paper, we have proposed the ONMF based data clustering formulation (7) and the NCP approach (9) and Algorithm 1. We have considered one smooth NCP formulation (10) and one non-smooth NCP

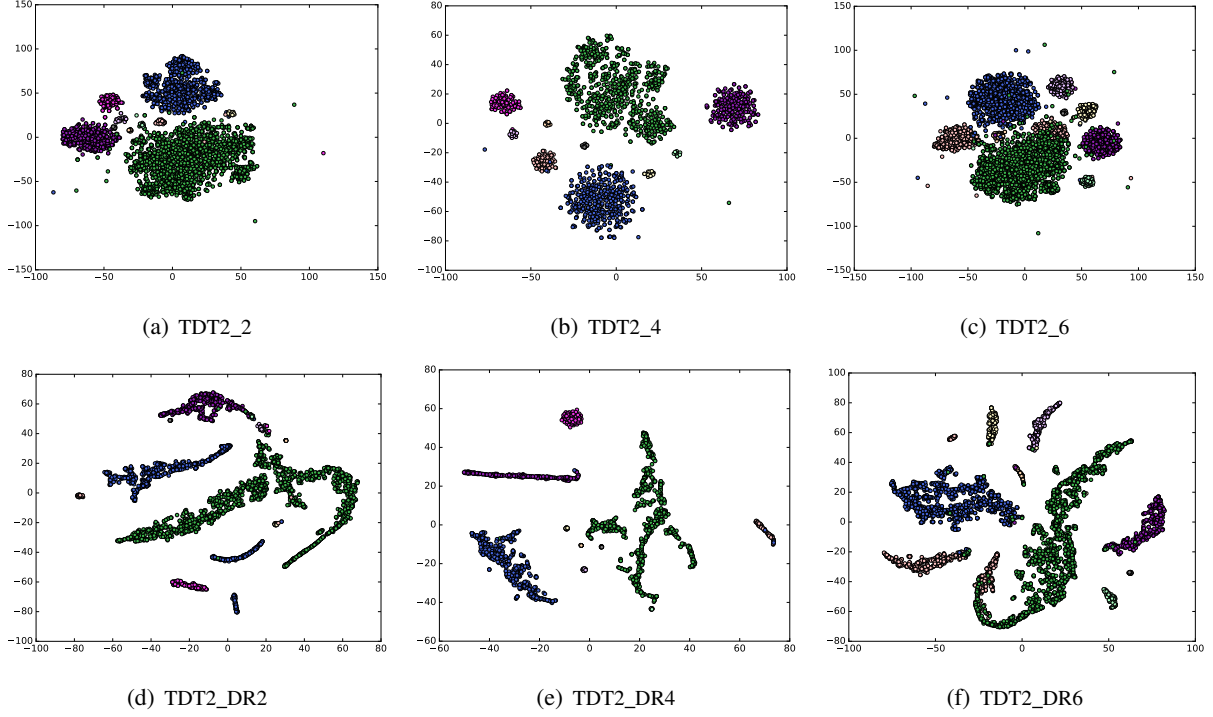


Fig. 4: Visualization of dataset 2, dataset 4, and dataset 6 using t-SNE [37] before and after dimension reduction. The true cluster labels are indicated using different colors.

formulation (11), and analyzed the theoretical conditions of the two methods for which a feasible and meaningful solution of (7) can be obtained. Efficient implementations of the proposed methods based on the PALM algorithm (Algorithm 2 and Algorithm 3) have also been devised.

Extensive experiments have been conducted based on the synthetic data and real data TCGA and TDT2. In particular, when comparing to the existing K-means and ONMF based methods, the proposed methods can perform either significantly better or comparably in terms of clustering accuracy, while being much more time efficient than most of the other ONMF based methods.

It is worthwhile to mention some interesting directions for future research. Firstly, while the current PALM algorithms seem to work well, it is possible to employ some more advanced optimization algorithms such as Nesterov's accelerated method [38], [39], [40] to improve algorithm convergence speed. Secondly, while parallel and distributed implementations of the proposed methods are feasible, it is important to reduce the communication overhead between cluster nodes for large-scale scenarios [41], [42]. It is also interesting to study joint dimension reduction and clustering methods [10] using the proposed NCP methods, and extend the current Euclidean distance measure to more general cost functions such as the β -divergence [43], [44] or the cohesion measure in [45].

APPENDIX A

PROOF OF THEOREM 1

As $(\mathbf{W}^*, \mathbf{H}^*)$ is a local minimizer of problem (10), there exists a neighborhood of \mathbf{H}^* , denoted by $\mathcal{N}_\epsilon(\mathbf{H}^*) = \{\mathbf{H} \geq \mathbf{0} \mid \|\mathbf{H} - \mathbf{H}^*\|_F^2 \leq \epsilon\}$, such that

$$G_\rho(\mathbf{W}^*, \mathbf{H}^*) \leq G_\rho(\mathbf{W}^*, \mathbf{H}), \forall \mathbf{H} \in \mathcal{N}_\epsilon(\mathbf{H}^*). \quad (18)$$

Suppose there exists a j' such that $\mathbf{1}^\top \mathbf{h}_{j'}^* \neq \|\mathbf{h}_{j'}^*\|_2$. Let $c \triangleq \mathbf{1}^\top \mathbf{h}_{j'}^*$,

$$\Phi \triangleq \{\ell \in \mathcal{K} \mid [\mathbf{H}^*]_{\ell, j'} > 0\} = \{i_1, i_2, \dots, i_{|\Phi|}\},$$

and define a hyperplane $\mathcal{H}_c \triangleq \{\mathbf{H} \geq \mathbf{0} \mid \mathbf{1}^\top \mathbf{h}_{j'} = c\}$. We will show a contradiction that there exists a neighbor of \mathbf{H}^* that lies in the hyperplane \mathcal{H}_c and achieves a smaller objective than \mathbf{H}^* .

To the end, for $\ell = 1, \dots, |\Phi|$, let

$$\mathbf{H}^{(\ell)} = \sum_{j \neq j'} \mathbf{h}_j^* \mathbf{e}_j^\top + \mathbf{h}_{j'}^{(\ell)} \mathbf{e}_{j'}^\top, \quad (19)$$

which is obtained by replacing the j' th column of \mathbf{H}^* by

$$\mathbf{h}_{j'}^{(\ell)} \triangleq \alpha_\ell \mathbf{s}^{(\ell)} + (1 - \alpha_\ell) \mathbf{h}_{j'}^*, \quad (20)$$

where $0 < \alpha_\ell < 1$ and $\mathbf{s}^{(\ell)} \triangleq c \mathbf{e}_{i_\ell}$. One can see that $\mathbf{H}^{(\ell)} \in \mathcal{H}_c$ since

$$\mathbf{1}^\top \mathbf{h}_{j'}^{(\ell)} = \alpha_\ell c + (1 - \alpha_\ell) c = c. \quad (21)$$

Firstly, we show that \mathbf{H}^* is a convex combination of $\mathbf{H}^{(\ell)}$, $\forall \ell = 1, \dots, |\Phi|$. By (20), we have $\mathbf{s}^{(\ell)} = \frac{\mathbf{h}_{j'}^{(\ell)} - (1 - \alpha_\ell) \mathbf{h}_{j'}^*}{\alpha_\ell}$. Thus, we can obtain

$$\mathbf{h}_{j'}^* = \sum_{\ell=1}^{|\Phi|} [\mathbf{H}^*]_{i_\ell, j'} \mathbf{e}_{i_\ell} = \sum_{\ell=1}^{|\Phi|} \beta_\ell \left(\frac{\mathbf{h}_{j'}^{(\ell)} - (1 - \alpha_\ell) \mathbf{h}_{j'}^*}{\alpha_\ell} \right), \quad (22)$$

where $\beta_\ell \triangleq \frac{[\mathbf{H}^*]_{i_\ell, j'}}{c}$. Rearranging terms in (22) gives rise to

$$\left(1 + \sum_{\ell=1}^{|\Phi|} \frac{\beta_\ell}{\alpha_\ell} (1 - \alpha_\ell) \right) \mathbf{h}_{j'}^* = \sum_{\ell=1}^{|\Phi|} \frac{\beta_\ell}{\alpha_\ell} \mathbf{h}_{j'}^{(\ell)}. \quad (23)$$

Notice that $\sum_{\ell=1}^{|\Phi|} \beta_\ell = \sum_{\ell=1}^{|\Phi|} \frac{[\mathbf{H}^*]_{i_\ell, j'}}{c} = \frac{\mathbf{1}^\top \mathbf{h}_{j'}^*}{c} = 1$. So (23) reduces to

$$\mathbf{h}_{j'}^* = \sum_{\ell=1}^{|\Phi|} \frac{\beta_\ell}{\alpha_\ell} \mathbf{h}_{j'}^{(\ell)} \bigg/ \sum_{\ell=1}^{|\Phi|} \frac{\beta_\ell}{\alpha_\ell} \triangleq \sum_{\ell=1}^{|\Phi|} \gamma_\ell \mathbf{h}_{j'}^{(\ell)}, \quad (24)$$

which implies that \mathbf{H}^* is a convex combination of $\mathbf{H}^{(\ell)}$, $\ell = 1, \dots, |\Phi|$.

Secondly, we show that $G_\rho(\mathbf{W}^*, \mathbf{H})$ is strongly concave with respect to \mathbf{H} on the hyperplane \mathcal{H}_c as long as ρ is sufficiently large. It is sufficient to show that $G_\rho(\mathbf{W}^*, \mathbf{H}) - \frac{\rho}{2} \sum_{j=1}^N \mathbf{1}^\top \mathbf{h}_j = F(\mathbf{W}^*, \mathbf{H}) -$

$\frac{\rho}{2} \sum_{j=1}^N \|\mathbf{h}_j\|_2^2$ is strongly concave in \mathbf{H} . This is true since $\nabla_{\mathbf{H}} F(\mathbf{W}^*, \mathbf{H})$ is Lipschitz continuous with a bounded Lipschitz constant (denoted by ρ^*), and thus $F(\mathbf{W}^*, \mathbf{H}) - \frac{\rho}{2} \sum_{j=1}^N \|\mathbf{h}_j\|_2^2$ will be a strongly concave function as long as $\rho > \rho^*$.

By the above two facts, we obtain that

$$G_\rho(\mathbf{W}^*, \mathbf{H}^*) > \sum_{\ell=1}^{|\Phi|} \gamma_\ell G_\rho(\mathbf{W}^*, \mathbf{H}^{(\ell)}) \geq G_\rho(\mathbf{W}^*, \mathbf{H}^{(\ell')}), \quad (25)$$

where $\ell' = \arg \min_{\ell=1, \dots, |\Phi|} G_\rho(\mathbf{W}^*, \mathbf{H}^{(\ell)})$. Since by (20), $\mathbf{H}^{(\ell')}$ will lie in $\mathcal{N}_\epsilon(\mathbf{H}^*)$ for $\alpha_{\ell'} < \frac{\epsilon}{c - [\mathbf{H}^*]_{i_{\ell'}, j'}}$, (25) shows a contradiction to the local optimality of \mathbf{H}^* . Thus, for $\rho > \rho^*$, \mathbf{H}^* must be feasible and a local minimizer to (7). ■

APPENDIX B

PROOF OF THEOREM 2

To show that $(\mathbf{W}^\infty, \mathbf{H}^\infty)$ is a B-stationary point to (7), it suffices to show

$$\langle \nabla_{\mathbf{W}} F(\mathbf{W}^\infty, \mathbf{H}^\infty), \mathbf{W} - \mathbf{W}^\infty \rangle \geq 0, \forall \mathbf{W} \geq \mathbf{0}, \quad (26a)$$

$$\langle \nabla_{\mathbf{H}} F(\mathbf{W}^\infty, \mathbf{H}^\infty), \mathbf{D} \rangle \geq 0, \forall \mathbf{D} \in \mathcal{T}_{\mathcal{H}_{1,2}^2}(\mathbf{H}^\infty), \quad (26b)$$

where $\mathcal{H}_{1,2}^2 = \{\mathbf{H} \geq \mathbf{0} \mid (\mathbf{1}^\top \mathbf{h}_j)^2 - \|\mathbf{h}_j\|_2^2 = 0, \forall j \in \mathcal{N}\}$. Since $(\mathbf{W}^\rho, \mathbf{H}^\rho)$ is a stationary point of (10), we have

$$\langle \nabla_{\mathbf{W}} F(\mathbf{W}^\rho, \mathbf{H}^\rho), \mathbf{W} - \mathbf{W}^\rho \rangle \geq 0, \forall \mathbf{W} \geq \mathbf{0}, \quad (27)$$

which directly implies (26a) by taking $\rho \rightarrow \infty$. To prove (26b), we employ the following proposition and applies it to (7) for each column of \mathbf{H} .

Proposition 3 *Consider the following problem*

$$\min_{\mathbf{x} \in \mathbb{R}^n} f(\mathbf{x}) \quad (28a)$$

$$\text{s.t.} \quad \left. \begin{array}{l} \mathbf{x} \geq 0, \\ \mathbf{1}^\top \mathbf{x} = \|\mathbf{x}\|_2, \end{array} \right\} \triangleq \mathcal{X}, \quad (28b)$$

where f is smooth, and the corresponding penalized problem

$$\min_{\mathbf{x} \geq \mathbf{0}} f(\mathbf{x}) + \frac{\rho}{2} \left((\mathbf{1}^\top \mathbf{x})^2 - \|\mathbf{x}\|_2^2 \right) \quad (29)$$

where $\rho > 0$ is a penalty parameter. Let \mathbf{x}^ρ be a stationary point of (29). Assume that \mathbf{x}^ρ is bounded and $\mathbf{x}^\rho \rightarrow \mathbf{x}^\infty \neq \mathbf{0}$ as $\rho \rightarrow \infty$. Then, \mathbf{x}^∞ is a feasible B-stationary point of (28).

Proof: Since \mathbf{x}^ρ is a stationary point of (29), which is also a Karush-Kuhn-Tucker (KKT) solution to (29). By the complementary slackness, \mathbf{x}^ρ satisfies

$$\nabla f(\mathbf{x}^\rho)^\top \mathbf{x}^\rho + \rho \left[(\mathbf{1}^\top \mathbf{x}^\rho)^2 - \|\mathbf{x}^\rho\|_2^2 \right] = 0. \quad (30)$$

Let $\mathbf{x}^\infty \neq 0$ be the limit of a subsequence $\{\mathbf{x}^{\rho_k}\}$ with $\{\rho_k\} \rightarrow \infty$. We then have

$$\nabla f(\mathbf{x}^{\rho_k})^\top \mathbf{x}^{\rho_k} + \rho_k \left[(\mathbf{1}^\top \mathbf{x}^{\rho_k})^2 - \|\mathbf{x}^{\rho_k}\|_2^2 \right] = 0, \forall k. \quad (31)$$

Since $\nabla f(\mathbf{x}^{\rho_k})^\top \mathbf{x}^{\rho_k}$ is bounded due to bounded \mathbf{x}^ρ , it follows from (31) that $(\mathbf{1}^\top \mathbf{x}^{\rho_k})^2 - \|\mathbf{x}^{\rho_k}\|_2^2 \rightarrow 0$ as $\rho_k \rightarrow \infty$. Hence, \mathbf{x}^∞ is feasible to (28), and all components of \mathbf{x}^∞ are zero except one component, say $x_i^\infty > 0$.

We next show that

$$\nabla f(\mathbf{x}^\infty)^\top \mathbf{d} \geq 0, \forall \mathbf{d} \in \mathcal{T}_{\mathcal{X}}(\mathbf{x}^\infty), \quad (32)$$

i.e., \mathbf{x}^∞ is a B-stationary point of (28). Before that, we claim that the tangent cone $\mathcal{T}_{\mathcal{X}}(\mathbf{x}^\infty) = \{\mathbf{d} \mid d_i = 0, \forall i \neq \bar{i}\}$. Indeed, any $\mathbf{d} \in \mathcal{T}_{\mathcal{X}}(\mathbf{x}^\infty)$ must satisfy $d_i \geq 0$ for all $i \neq \bar{i}$ and $\mathbf{1}^\top \mathbf{d} = \frac{\mathbf{d}^\top \mathbf{x}^\infty}{\|\mathbf{x}^\infty\|_2} = d_{\bar{i}}$. This yields $d_i = 0$ for all $i \neq \bar{i}$; thus the tangent cone is contained in the right-hand cone. The reverse inclusion is obvious because $\mathbf{x}^\infty + \tau \mathbf{d} \in \mathcal{X}$ for all sufficiently small $\tau > 0$. Thus, (32) boils down to

$$\frac{\partial f(\mathbf{x}^\infty)}{\partial x_i^\infty} = 0. \quad (33)$$

We next prove that there cannot exist an index $\bar{j} \neq \bar{i}$ and a subsequence $\{\mathbf{x}^k \triangleq \mathbf{x}^{\rho_k}\}_{k \in \kappa}$ such that $x_{\bar{j}}^k > 0$ for all $k \in \kappa$. If not, we may assume without loss of generality that this subsequence is the entire sequence $\{\mathbf{x}^k\}$. Thus $x_{\bar{j}}^k > 0$ for all k . This is in addition to $x_i^k > 0$ for all sufficiently large k . By the complementary slackness, we have

$$0 = \frac{\partial f(\mathbf{x}^k)}{\partial x_{\bar{j}}} + \rho_k \left[\mathbf{1}^\top \mathbf{x}^k - x_{\bar{j}}^k \right] \quad (34)$$

$$\geq \frac{\partial f(\mathbf{x}^k)}{\partial x_{\bar{j}}} + \rho_k x_i^k, \quad \forall k. \quad (35)$$

Since $\frac{\partial f(\mathbf{x}^k)}{\partial x_{\bar{j}}}$ is bounded, and $\rho_k \rightarrow \infty$ and $x_i^k \rightarrow x_i^\infty > 0$ as $k \rightarrow \infty$, we arrive at a contradiction after taking the limit on both sides of inequality (35). Hence, for any converging subsequence $\{\mathbf{x}^{\rho_k}\}$, there are only finite terms that have at least one more nonzero component in addition to \bar{i} .

By restricting to a further subsequence of $\{\mathbf{x}^{\rho_k}\}$ satisfying $x_i^{\rho_k} > 0$ and $x_i^{\rho_k} = 0$ for all $i \neq \bar{i}$, we have

$$\frac{\partial f(\mathbf{x}^k)}{\partial x_i} + \rho_k \left[\mathbf{1}^\top \mathbf{x}^k - x_i^k \right] = \frac{\partial f(\mathbf{x}^k)}{\partial x_i} = 0, \quad (36)$$

which implies (33), and the proof is complete. \blacksquare

APPENDIX C

PROOF OF THEOREM 3

Analogous to the proof of Theorem 2, it is sufficient to consider the following proposition.

Proposition 4 *Consider the following problem*

$$\min_{\mathbf{x} \in \mathbb{R}^n} f(\mathbf{x}) \quad (37a)$$

$$\text{s.t.} \quad \left. \begin{array}{l} \mathbf{x} \geq 0, \\ \mathbf{1}^\top \mathbf{x} = \|\mathbf{x}\|_\infty, \end{array} \right\} \triangleq \mathcal{X}, \quad (37b)$$

where f is smooth, and the corresponding penalized problem

$$\min_{\mathbf{x} \geq \mathbf{0}} f(\mathbf{x}) + \rho(\mathbf{1}^\top \mathbf{x} - \|\mathbf{x}\|_\infty) \quad (38)$$

where $\rho > 0$ is a penalty parameter. Let \mathbf{x}^ρ be a d -stationary point of (38). Assume that \mathbf{x}^ρ is bounded. Then there exists a finite ρ^* such that for all $\rho > \rho^*$, \mathbf{x}^ρ is a feasible B -stationary point to problem (37).

Proof: Denote $\phi(\mathbf{x}) \triangleq \mathbf{1}^\top \mathbf{x} - \|\mathbf{x}\|_\infty$. Since \mathbf{x}^ρ is a d -stationary point of (38), we have

$$\nabla f(\mathbf{x}^\rho) + \rho \phi'(\mathbf{x}^\rho; \mathbf{d}) \geq 0, \forall \mathbf{d} \in \mathcal{T}_+(\mathbf{x}^\rho), \quad (39)$$

where $\mathcal{T}_+(\mathbf{x}^\rho) = \{\mathbf{d} \mid d_i \geq 0 \text{ if } x_i = 0\}$. Because

$$\phi'(\mathbf{x}^\rho; \mathbf{d}) = \mathbf{1}^\top \mathbf{d} - \max_{\mathbf{g} \in \partial \|\mathbf{x}^\rho\|_\infty} \mathbf{g}^\top \mathbf{d}, \quad (40)$$

and $\mathbf{e}_{i^*} \in \partial \|\mathbf{x}^\rho\|_\infty$, where $i^* \in \arg \max_i x_i^\rho$, condition (39) implies

$$\nabla f(\mathbf{x}^\rho)^\top \mathbf{d} + \rho(\mathbf{1}^\top \mathbf{d} - d_{i^*}) \geq 0, \forall \mathbf{d} \in \mathcal{T}_+(\mathbf{x}^\rho). \quad (41)$$

On the other hand, for bounded \mathbf{x}^ρ , we can upper bound

$$\nabla f(\mathbf{x}^\rho)^\top \mathbf{d} \leq \|\nabla f(\mathbf{x}^\rho)\|_2 \|\mathbf{d}\|_2 \quad (42)$$

$$\leq \|\nabla f(\mathbf{x}^\rho)\|_2 \|\mathbf{d}\|_1 \triangleq \rho^* \|\mathbf{d}\|_1. \quad (43)$$

By substituting (42) into (41), we obtain

$$\rho^* \|\mathbf{d}\|_1 + \rho(\mathbf{1}^\top \mathbf{d} - d_{i^*}) \geq 0, \forall \mathbf{d} \in \mathcal{T}_+(\mathbf{x}^\rho). \quad (44)$$

We argue that $\phi(\mathbf{x}^\rho) = 0$ for $\rho > \rho^*$. Suppose not. Let us choose a tangent $\bar{\mathbf{d}} \in \mathcal{T}_+(\mathbf{x}^\rho)$ as follows

$$\bar{d}_i = \begin{cases} -1, & \text{for } x_i^\rho > 0 \text{ and } i \neq i^*, \\ 0, & \text{otherwise.} \end{cases} \quad (45)$$

Substituting (45) into (44) gives rise to

$$(\rho^* - \rho)\|\bar{\mathbf{d}}\|_1 \geq 0, \quad (46)$$

which is a contradiction since $\rho > \rho^*$. Thus $\phi(\mathbf{x}^\rho) = 0$ must hold, i.e., \mathbf{x}^ρ is feasible to (37) if $\rho > \rho^*$.

Next, we show that \mathbf{x}^ρ is a B-stationary point to (37). Since \mathbf{x}^ρ is feasible to \mathcal{X} in (37) for $\rho > \rho^*$. Thus, the tangent cone of \mathcal{X} at \mathbf{x}^ρ is given by

$$\begin{aligned} \mathcal{T}_{\mathcal{X}}(\mathbf{x}^\rho) &= \left\{ \mathbf{d} \left| \begin{array}{l} \mathbf{d} = \mathbf{e}_l, \forall l = 1, \dots, n, \text{ if } \|\mathbf{x}^\rho\|_2 = 0; \\ d_i = \pm 1, \text{ if } [x^\rho]_i > 0; \\ d_i = 0, \text{ otherwise.} \end{array} \right. \right\} \\ &\subset \mathcal{T}_+(\mathbf{x}^\rho). \end{aligned} \quad (47)$$

Besides, one can verify that for all $\mathbf{d} \in \mathcal{T}_{\mathcal{X}}(\mathbf{x}^\rho)$,

$$\phi'(\mathbf{x}^\rho; \mathbf{d}) = \mathbf{1}^\top \mathbf{d} - \max_{\mathbf{g} \in \partial(\|\mathbf{x}^\rho\|_\infty)} \mathbf{g}^\top \mathbf{d} = 0. \quad (48)$$

Therefore, by applying (47) and (48) to (39), we obtain

$$\nabla f(\mathbf{x}^\rho)^\top \mathbf{d} \geq 0, \forall \mathbf{d} \in \mathcal{T}_{\mathcal{X}}(\mathbf{x}^\rho) \quad (49)$$

which is the desired result. ■

APPENDIX D

PROOF OF PROPOSITION 2

Denote $f(\mathbf{x}) = \frac{1}{2}\|\mathbf{x} - \mathbf{y}\|_2^2 - c\|\mathbf{x}\|_\infty$. Since \mathbf{x}^* is an optimal solution of (13), we have

$$f'(\mathbf{x}^*; \mathbf{d}) \geq 0, \forall \mathbf{d} \in \mathcal{T}_+(\mathbf{x}^*) \quad (50)$$

where $f'(\mathbf{x}; \mathbf{d})$ is the directional derivative of $f(\mathbf{x})$ at direction \mathbf{d} , and

$$\mathcal{T}_+(\mathbf{x}^*) = \{\mathbf{d} \in \mathbb{R}^n \mid d_i \geq 0, \text{ if } (\mathbf{x}^*)_i = 0\}. \quad (51)$$

As the directional derivative of $\|\mathbf{x}\|_\infty$ is $\max_{\mathbf{g} \in \partial(\|\mathbf{x}\|_\infty)} \mathbf{g}^\top \mathbf{d}$, we have from (50) that

$$\langle \nabla f(\mathbf{x}^*), \mathbf{d} \rangle - c \max_{\mathbf{g} \in \partial(\|\mathbf{x}^*\|_\infty)} \mathbf{g}^\top \mathbf{d} \geq 0, \forall \mathbf{d} \in \mathcal{T}_+(\mathbf{x}^*). \quad (52)$$

Let i^* be an index such that $(\mathbf{x}^*)_{i^*} = \|\mathbf{x}^*\|_\infty$. Then, $\mathbf{e}_{i^*} \in \partial(\|\mathbf{x}^*\|_\infty)$, and (52) implies

$$\langle \mathbf{x}^* - (\mathbf{y} + c\mathbf{e}_{i^*}), \mathbf{d} \rangle \geq 0, \forall \mathbf{d} \in \mathcal{T}_+(\mathbf{x}^*). \quad (53)$$

Now let us consider the case that $(\mathbf{x}^*)_{i^*} = 0$. Then, by (51), it holds that

$$\mathbf{d} = d_{i^*} \mathbf{e}_{i^*} \in \mathcal{T}_+(\mathbf{x}^*), \quad \forall d_{i^*} \geq 0. \quad (54)$$

Substituting (54) into (53) gives rise to

$$d_{i^*}(y_{i^*} + c) \leq 0, \forall d_{i^*} \geq 0. \quad (55)$$

which implies $y_{i^*} + c \leq 0$. On the other hand, suppose $(\mathbf{x}^*)_{i^*} \neq 0$. Then,

$$\mathbf{d} = d_{i^*} \mathbf{e}_{i^*} \in \mathcal{T}_+(\mathbf{x}^*), \forall d_{i^*} \in \mathbb{R}. \quad (56)$$

Substituting (56) into (53) gives rise to

$$d_{i^*}((\mathbf{x}^*)_{i^*} - y_{i^*} - c) \geq 0, \forall d_{i^*} \in \mathbb{R}, \quad (57)$$

which implies $(\mathbf{x}^*)_{i^*} = y_{i^*} + c$. By combining the above two implications, we obtain $(\mathbf{x}^*)_{i^*} = (y_{i^*} + c)^+$.

In addition, by following a similar argument as in (54) to (57), one can obtain $(\mathbf{x}^*)_i = [y_{i^*}]_+$ for all $i \neq i^*$. Therefore, (14) is true and is recapitulated here

$$(\mathbf{x}^*)_i = \begin{cases} (y_i + c)^+, & \text{if } i = i^*, \\ (y_i)^+, & \text{otherwise,} \end{cases} \quad (58)$$

for $i = 1, \dots, n$. If one substitutes the optimal \mathbf{x}^* in (58) into the objective of (13), one can easily verify that the index i^* must be unique.

Next, let us show that

$$i^* \in \arg \max_{i=1, \dots, n} y_i. \quad (59)$$

We respectively consider three cases.

Case (a): $\mathbf{y} \geq \mathbf{0}$: For $\mathbf{y} \geq \mathbf{0}$, and by (58), the optimal objective value of (13) is given by

$$f(\mathbf{x}^*) = \frac{c^2}{2} - c(y_{i^*} + c) = -cy_{i^*} - \frac{c^2}{2}. \quad (60)$$

Obviously, we must have $i^* \in \arg \max_{i=1, \dots, n} y_i$.

Case (b): $\mathbf{y} < \mathbf{0}$: If $\mathbf{y} < \mathbf{0}$ and $y_i + c \leq 0, \forall i = 1, \dots, n$, we have the trivial solution $\mathbf{x}^* = \mathbf{0}$ according to (58) and the definition $(\mathbf{x}^*)_{i^*} = \|\mathbf{x}^*\|_\infty$.

Suppose that $\mathbf{y} < \mathbf{0}$ and the set $\mathcal{I} = \{i \in \{1, \dots, n\} | y_i + c > 0\}$ is non-empty. We claim that $i^* \in \arg \max_{i \in \mathcal{I}} y_i$. Suppose $i^* \notin \mathcal{I}$. Then we have $\mathbf{x}^* = \mathbf{0}$ and it leads to

$$f(\mathbf{0}) = \frac{1}{2} \sum_{i=1}^n y_i^2 = \frac{1}{2} \sum_{i \neq i^*} y_i^2 + \frac{1}{2} y_{i^*}^2. \quad (61)$$

Suppose $i^* \in \mathcal{I}$. Then by (58), we have

$$\begin{aligned} f(\mathbf{x}^*) &= \frac{1}{2} \sum_{i \neq i^*} y_i^2 + \frac{c^2}{2} - c(y_{i^*} + c) \\ &= \frac{1}{2} \sum_{i \neq i^*} y_i^2 - cy_{i^*} - \frac{c^2}{2}. \end{aligned} \quad (62)$$

From (61) and (62), It is apparent that $f(\mathbf{0}) > f(\mathbf{x}^*)$, and thereby $i^* \in \mathcal{I}$.

Further consider two possible solutions, namely, \mathbf{x}_1^* and \mathbf{x}_2^* with $(\mathbf{x}_1^*)_{i_1} = \|\mathbf{x}_1^*\|_\infty$ and $(\mathbf{x}_2^*)_{i_2} = \|\mathbf{x}_2^*\|_\infty$, respectively, where $i_1, i_2 \in \mathcal{I}$. Then, by (62), we have

$$\begin{aligned} f(\mathbf{x}_1^*) - f(\mathbf{x}_2^*) &= \frac{1}{2}(y_{i_2}^2 - y_{i_1}^2) + c(y_{i_2} - y_{i_1}) \\ &= (y_{i_2} - y_{i_1})\left(\frac{1}{2}(y_{i_2} + y_{i_1}) + c\right) < 0, \end{aligned} \quad (63)$$

whenever $y_{i_2} < y_{i_1}$ since $\frac{1}{2}(y_{i_2} + y_{i_1}) + c > 0$ for $i_1, i_2 \in \mathcal{I}$. In other words, i^* with larger y_{i^*} leads to a smaller objective value, and thus we conclude that $i^* \in \arg \max_{i \in \mathcal{I}} y_i$.

Case (c): $\mathbf{y} \not\geq \mathbf{0}$ and $\mathbf{y} \not\leq \mathbf{0}$. There are three possible situations: 1) $i^* \in \mathcal{I}_0 = \{i | y_i < 0, y_i + c \leq 0\}$; 2) $i^* \in \mathcal{I}_1 = \{i | y_i \geq 0\}$; and 3) $i^* \in \mathcal{I}_2 = \{i | y_i < 0, y_i + c > 0\}$.

1) Suppose $i^* \in \mathcal{I}_0$. Then $\mathbf{x}^* = \mathbf{0}$, and it leads to (61).

2) Suppose $i^* \in \mathcal{I}_1$. Then, by (58), we have

$$f(\mathbf{x}^*) = \frac{1}{2} \sum_{i \notin \mathcal{I}_1} y_i^2 - c y_{i^*} - \frac{c^2}{2}. \quad (64)$$

Clearly, $i^* \in \arg \max_{i \in \mathcal{I}_1} y_i$.

3) If $i^* \in \mathcal{I}_2$. Then, by (58), we have

$$f(\mathbf{x}^*) = \frac{1}{2} \sum_{i \notin \mathcal{I}_1, i \neq i^*} y_i^2 - c y_{i^*} - \frac{c^2}{2} \quad (65)$$

Based on a similar argument as in (63), one can conclude $i^* \in \arg \max_{i \in \mathcal{I}_2} y_i$.

From (64) and (65), it is obvious to that $f(\mathbf{0}) > f(\mathbf{x}^*)$ for $i^* \in \mathcal{I}_1 \cup \mathcal{I}_2$. Besides, consider two possible solutions, namely, \mathbf{x}_1^* with $(\mathbf{x}_1^*)_{i_1} = \|\mathbf{x}_1^*\|_\infty$ where $i_1 \in \mathcal{I}_1$, and \mathbf{x}_2^* with $(\mathbf{x}_2^*)_{i_2} = \|\mathbf{x}_2^*\|_\infty$ where $i_2 \in \mathcal{I}_2$. Then, by (64) and (65), we have

$$\begin{aligned} f(\mathbf{x}_1^*) - f(\mathbf{x}_2^*) &= \frac{1}{2} y_{i_2}^2 + c(y_{i_2} - y_{i_1}) \\ &= y_{i_2} \left(\frac{1}{2} y_{i_2} + c \right) - c y_{i_1} < 0 \end{aligned} \quad (66)$$

where the last inequality holds since $y_{i_2} < 0, y_{i_1} > 0$ and $\frac{1}{2} y_{i_2} + c > y_{i_2} + c > 0$. Thus, we obtain $i^* = i_1 \in \arg \max_{i \in \mathcal{I}_1} y_i$.

By summarizing the results from Case (a) to (c), we conclude that (59) holds true. Proposition 2 is proved. ■

REFERENCES

- [1] C. C. Aggarwal and C. K. Reddy, *Data Clustering: Algorithms and Applications*. Boca Raton, FL, USA: Chapman & Hall/CRC Press, 2013.

- [2] S. Renaud-Deputter, T. Xiong, and S. Wang, "Combining collaborative filtering and clustering for implicit recommender system," in *Proc. IEEE AIAN*, Barcelona, Spain, Mar. 25-28 2013, pp. 748–755.
- [3] J. Das, P. Mukherjee, S. Majumder, and P. Gupta, "Clustering-based recommender system using principles of voting theory," in *Proc. IEEE IC3I*, Mysore, India, Nov. 27-29 2014, pp. 230–235.
- [4] C.-H. Zheng, D.-S. Huang, L. Zhang, and X.-Z. Kong, "Tumor clustering using nonnegative matrix factorization with gene selection," *IEEE Transactions on Information Technology in Biomedicine*, vol. 13, no. 4, pp. 599–607, Jul. 2009.
- [5] J.-P. Brunet, P. Tamayo, T. R. Golub, and J. P. Mesirov, "Metagenes and molecular pattern discovery using matrix factorization," in *Proc. Natl. Acad. Sci. USA*, Mar. 23 2004, pp. 4164–4169.
- [6] S. Wang, P. Wu, M. Zhou, T.-H. Chang, and S. Wu, "Cell subclass identification in single-cell RNA-sequencing data using orthogonal non-negative matrix factorization," in *Proc. IEEE ICASSP*, Calgary, Canada, Apr. 15-20 2018, pp. 876–880.
- [7] S. Lloyd, "Least squares quantization in PCM," *IEEE Trans. Info. Theory*, vol. 28, no. 2, pp. 129–137, Mar. 1982.
- [8] H. Ding, Y. Liu, L. Huang, and J. Li, "K-means clustering with distributed dimensions," in *Proc. ICML*, New York, USA, Jun. 19-24 2016, pp. 1339–1348.
- [9] C. Bauckhage, "K-means clustering is matrix factorization," *arXiv preprint arXiv:1512.07548*, 2015.
- [10] B. Yang, X. Fu, and N. D. Sidiropoulos, "Learning from hidden traits: joint factor analysis and latent clustering," *IEEE Trans. Signal Process.*, vol. 65, pp. 256–269, Jan. 2017.
- [11] D. Arthur and S. Vassilvitskii, "K-means++: The advantages of careful seeding," in *Proc. SODA*, Philadelphia, PA, USA, Jan. 07-08 2007, pp. 1027–1035.
- [12] U. Luxburg, "A tutorial on spectral clustering," *Statistics and Computing*, vol. 17, no. 4, pp. 395–416, Dec. 2007.
- [13] D. D. Lee and H. S. Seung, "Algorithms for non-negative matrix factorization," in *Proc. NIPS*, Denver, CO, USA, Dec. 2000, pp. 556–562.
- [14] A. C. Turkmen, "A review of non-negative matrix factorization methods for clustering," *CoRR*, vol. abs/1507.03194, 2015.
- [15] J. Xie, R. Girshick, and A. Farhadi, "Unsupervised deep embedding for clustering analysis," in *Proc. ICML*, New York, NY, USA, Jun. 19-24 2016, pp. 478–487.
- [16] B. Yang, X. Fu, N. D. Sidiropoulos, and M. Hong, "Towards K-means-friendly spaces: simultaneous deep learning and clustering," in *Proc. ICML*, Sydney, Australia, Aug. 06-11 2017, pp. 3861–3870.
- [17] C. Ding, T. Li, W. Peng, and H. Park, "Orthogonal non-negative matrix t-factorizations for clustering," in *Proc. ACM KDD*, Philadelphia, PA, USA, Aug. 20-23 2006, pp. 20–23.
- [18] J. Yoo and S. Choi, "Non-negative matrix factorization with orthogonality constraints," *J. Comp. Sci. Eng.*, vol. 4, no. 2, pp. 97–109, May 2010.
- [19] S. Choi, "Algorithms for orthogonal non-negative matrix factorization," in *Proc. IEEE IJCNN*, Hong Kong, China, Jun. 01-08 2008, pp. 1828–1832.
- [20] K. Kimura, Y. Tanaka, and M. Kudo, "A fast hierarchical alternating least squares algorithm for orthogonal non-negative matrix factorization," in *Proc. ACML*, Nha Trang City, Vietnam, Nov. 26-28 2015, pp. 129–141.
- [21] F. Pompili, N. Gillis, P. A. Absil, and F. Glineur, "Two algorithms for orthogonal non-negative matrix factorization with application to clustering," *Neurocomputing*, vol. 141, no. 2, pp. 15–25, Oct. 2014.
- [22] M. Asteris, D. Papailiopoulos, and A. G. Dimakis, "Orthogonal NMF through subspace exploration," in *Proc. NIPS*, Canada, Dec. 07-12 2015, pp. 343–351.
- [23] H. Mansour, S. Rane, P. T. Boufounos, and A. Vetro, "Video querying via compact descriptors of visually salient objects," in *Proc. IEEE ICIP*, Paris, France, Oct. 27-30 2014, pp. 2789–2793.

- [24] A. Mirzal, "Nonparametric orthogonal NMF and its application in cancer clustering," in *Proc. DaEng*, Kuala Lumpur, Malaysia, Dec. 15 2013, pp. 177–184.
- [25] S. Wang, T.-H. Chang, Y. Cui, and J.-S. Pang, "Clustering by orthogonal non-negative matrix factorization: A sequential non-convex penalty approach," in *Proc. IEEE ICASSP*, Brighton, UK, May 12–17 2019, pp. 5576–5580.
- [26] J. Nocedal and S. J. Wright, *Numerical Optimization*. Springer Series in Operations Research and Financial Engineering, Jan. 1 2006.
- [27] J. Bolte, S. Sabach, and M. Teboulle, "Proximal alternating linearized minimization for non-convex and non-smooth problems," *Math Program.*, vol. 146, no. 1, pp. 459–494, Aug. 2014.
- [28] The tcga database. [Online]. Available: <https://www.cancer.gov/tcga>, <http://cancergenome.nih.gov/>
- [29] R. McLendon, A. Friedman, D. Bigner *et al.*, "Comprehensive genomic characterization defines human glioblastoma genes and core pathways," *Nature*, vol. 455, No. 7216, pp. 1061–1068, Oct. 2008.
- [30] D. Cai, X. He, and J. Han, "Locally consistent concept factorization for document clustering," *IEEE Trans. Knowl. Data Eng.*, vol. 23, no. 6, pp. 902–913, Jun. 2011.
- [31] F. Facchinei and J.-S. Pang, *Finite-Dimensional Variational Inequalities and Complementarity Problems, Vol. I*. New York Berlin Heidelberg: Springer-Verlag, 2003.
- [32] S. Wang, T.-H. Chang, Y. Cui, and J.-S. Pang, "Supplementary material of Clustering by orthogonal NMF model and non-convex penalty optimization." [Online]. Available: <https://arxiv.org/abs/1906.00570>
- [33] C. Ding, T. Li, and M. I. Jordan, "Convex and semi-nonnegative matrix factorizations," *IEEE TPAMI*, vol. 32, no. 1, pp. 45–55, Jan. 2010.
- [34] J.-S. Pang, M. Razaviyayn, and A. Alvarado, "Computing B-Stationary points of non-smooth dc programs," *Math. Ope. Res.*, vol. 42, no. 1, pp. 95–118, Jan. 2017.
- [35] K. Y. Yeung and W. L. Ruzzo, "Details of the adjusted rand index and clustering algorithms, supplement to the paper an empirical study on principal component analysis for clustering gene expression data," *Bioinformatics*, vol. 17, no. 9, pp. 763–774, May 2001.
- [36] T. Hastie, R. Tibshirani, and J. H. Friedman, *The Elements of Statistical Learning: Data Mining, Inference, and Prediction*, 2nd ed. Springer, 2009.
- [37] L. V. D. Maaten and G. E. Hinton, "Visualizing data using t-sne," *Journal of Machine Learning Research*, pp. 2579–2605, 2008.
- [38] Q. Lin, Z. Lu, and X. Lin, "An accelerated proximal coordinate gradient method," in *Proc. NIPS*, Montreal, Canada, Dec. 08–13 2014, pp. 3059–3067.
- [39] D. N. Phan, H. M. Le, and H. A. L. Thi, "Accelerated difference of convex functions algorithm and its application to sparse binary logistic regression," in *Proc. IJCAI*, Stockholm, Sweden, Jul. 13–19 2018, pp. 1369–1375.
- [40] O. Fercoq and P. Richtarik, "Accelerated, parallel, and proximal coordinate descent," *SIAM J. Optim.*, vol. 25, no. 4, pp. 1997–2023, Jul. 2015.
- [41] M.-F. F. Balcan, S. Ehrlich, and Y. Liang, "Distributed k-means and k-median clustering on general topologies," in *Proc. NIPS*, Lake Tahoe, Nevada, Dec. 05–10 2013, pp. 1995–2003.
- [42] A. Bhaskara and M. Wijewardena, "Distributed clustering via LSH based data clustering," in *Proc. NIPS*, Stockholm, Sweden, Jul. 10–15 2018, pp. 570–579.
- [43] C. Fevotte and J. Idier, "Algorithms for nonnegative matrix factorization with the β -divergence," *Neural Computation*, vol. 23, no. 9, pp. 2421–2456, Sept 2011.

- [44] Z. Liu, Z. Yang, and E. Oja, "Selecting beta-divergence for nonnegative matrix factorization by score matching," in *Proc. ICANN*, Lausanne, Switzerland, Sept. 11-14 2012, pp. 419–426.
- [45] C.-S. Chang, W. Liao, Y.-S. Chen, and L. Liou, "A mathematic theory for clustering in metric spaces," *IEEE Transactions on Network Science and Engineering*, vol. 3, no. 1, pp. 2–16, 2016.

Supplementary Materials of Manuscript "Clustering by Orthogonal NMF Model and Non-Convex Penalty Optimization"

Shuai Wang, Tsung-Hui Chang, Ying Cui, and Jong-Shi Pang

1 Algorithm convergence with the effect of μ and ν

We examine the performance of the proposed SNCP and NSNCP on the synthetic data with SNR = -3 dB using different values of μ and ν . With fixed stopping condition $\epsilon_{\text{PALM}} < 3 \times 10^{-3}$ and $\gamma = 1.1$, Fig. S1 shows the clustering accuracy, the normalized residual, and the orthogonality versus the iteration number of Algorithm 1 when the SNCP is used under different combinations of μ and ν from $\{0, 10^{-10}, 10^{-8}, 10^{-6}, 10^{-4}\}$.

One can observe from Fig. S1(a)-(f) that, with fixed μ and a smaller ν , the proposed SNCP not only converges faster but also achieves a higher clustering accuracy. On the other hand, it is observed from Fig. S1(g)-(l) that a bigger μ may speed up the convergence of SNCP when the ν is fixed. However, Fig. 1(g) and Fig. 1(j) tell us that the clustering accuracy achieved by SNCP does not increase when the μ increases and it becomes the worst when $\mu = 10^{-4}$ since some rows of \mathbf{H} become $\mathbf{0}$ with a large μ and ν , as seen from Fig. S1(g)-(l).

As show in Fig. S2, similar behaviors of the proposed NSNCP corresponding to different choices of μ and ν can be observed. As a result, it is reasonable to choose small values of μ and ν for both SNCP and NSNCP if they are not set to zero.

2 Algorithm convergence with the effect of ϵ_{PALM} and γ

Let us examine the convergence behaviors of the proposed SNCP and NSNCP methods for different values of ϵ_{PALM} and γ . The synthetic data with SNR = -3 is considered and $\mu = 0$ and $\nu = 0$. are set for Algorithm 1. Fig. S3 and Fig. S4 respectively display convergence curves versus the iteration number of the SNCP and NSNCP methods under different values of ϵ_{PALM} and γ .

As shown in Fig. S3(a)-(f), with fixed ϵ_{PALM} , the larger γ leads to a faster convergence of SNCP. However, it is observed in Fig. S3(a) and S3(d) that when $\epsilon_{\text{PALM}} < 10^{-2}$, the performance is sensitive to the value of γ whereas when $\epsilon_{\text{PALM}} < 10^{-3}$ the performance becomes quite stable with respect to γ . The same behaviors are observed for the NSNCP method which is shown in Fig. S4(a)-(f).

From Fig. S3(h) and S3(k), with fixed γ , the SNCP with smaller values of ϵ_{PALM} converge faster but it may be slowed for $\epsilon_{\text{PALM}} < 10^{-4}$. However, from Fig. S3(g) and S3(j), one can see that smaller values of ϵ_{PALM} always leads to smaller objective value. Similar observations apply to the NSNCP as shown in Fig. S4(g)-(l).

3 Other choices of (p, q, v) and their effects

3.1 The landscape of the penalized subproblem (15) with (p, q, v)

We draw the contour of $\phi(\mathbf{h})$ with $\mathbf{h} \in \mathbb{R}^{2 \times 1}$, with different combinations of (p, q, v) in Fig. S5. One can observe that if (p, q, v) are bigger, there exists a larger area where the objective function (of problem (10) in the manuscript) will be of a small value.

3.2 Algorithm performance with (p, q, v)

We examine the effect of (p, q, v) on the performance of the proposed SNCP method. Fig. S6 and Fig. S7 show the convergence curves of the SNCP method on synthetic data with SNR = -3dB. Note that we utilize the Armijo rule to compute the step sizes for Algorithm 1 since it is difficult to compute $\lambda_{\max}(\nabla_{\mathbf{H}}^2 G_{\rho}(\mathbf{W}^k, \mathbf{H}^k))$ and $\lambda_{\max}(\nabla_{\mathbf{W}}^2 G_{\rho}(\mathbf{W}^k, \mathbf{H}^{k+1}))$ when $v \geq q > 2$, and the results presented are generated by all algorithms with one same initialization. As seen in Fig. S6, with a bigger v , the SNCP method not only converges slower and cannot obtain an orthogonal \mathbf{H} but also performs worse. We can also observe from Fig. S7 that when q is much bigger than p , the performance of the SNCP method deteriorates in terms of both convergence speed and clustering accuracy.

4 Complete results of clustering performance

In this section, we present the complete results of Table I, II, III and IV in the manuscript including both the values of ACC and ARI. Specifically, Table S1 corresponds to Table I, Table S2 corresponds to Table II, Table S3 corresponds to Table III, and Table S4 corresponds to Table IV.

5 Sensitiveness to initial centroids

We utilize a simple example to illustrate the advantage of our proposed NCP methods over K-means when faced with bad initial points. Specifically, we generate a dataset with 1000 samples belonging to 3 clusters, which is shown in Fig. S8. We specifically choose three initial centroids for K-means and our proposed methods by randomly selecting three points from the biggest cluster, which is also shown in Fig. S8.

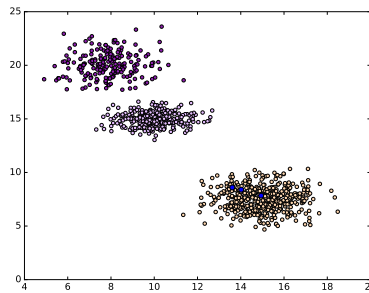


Figure S8: A dataset with 1000 samples in 3 clusters. Blue points indicate the three initial centroids.

Table S1: Average clustering performance (%) and CPU time (s) on the synthetic data for different values of SNR.

SNR (dB)		-5	-3	-1	1	3	5
ARI	KM	57.0	65.8	73.8	73.6	73.4	68.7
	KM++	57.1	66.9	63.7	66.8	65.3	72.9
	DTPP	78.5	82.8	83.0	84.4	83.5	86.9
	ONP-MF	56.6	87.0	80.2	89.6	89.6	89.2
	ONMF-S	71.2	73.4	75.7	76.3	76.8	77.1
	HALS	67.9	81.9	85.2	87.2	87.0	86.2
	SNCP	91.1	91.4	91.3	91.5	91.6	91.9
	NSNCP	89.7	90.3	91.0	91.3	91.4	91.5
ACC	KM	63.4	69.7	74.7	74.3	75.6	73.7
	KM++	64.1	70.1	70.3	70.8	69.2	75.5
	DTPP	81.6	85.1	85.9	87.0	86.6	89.4
	ONP-MF	66.8	88.3	83.1	89.9	90.0	90.4
	ONMF-S	77.4	79.0	80.2	81.3	81.7	81.9
	HALS	76.3	86.0	88.1	89.6	89.4	89.3
	SNCP	91.5	91.9	92.0	92.5	92.8	93.4
	NSNCP	90.1	90.7	91.8	92.0	92.2	92.5
Time	KM	3.10	1.96	1.52	1.16	1.11	1.01
	KM++	3.09	2.44	2.05	1.70	1.59	1.59
	DTPP	30.4	34.0	38.6	31.1	35.1	30.7
	ONP-MF	1097	1123	1124	1153	1148	1129
	ONMF-S	68.4	97.1	116	116	90.5	104.6
	HALS	22.6	25.6	23.3	15.7	19.3	16.7
	SNCP	20.6	15.6	13.4	13.3	12.4	11.7
	NSNCP	14.8	15.5	11.5	10.5	10.6	9.75

Fig. S9 shows the clustering results of the three methods in different iterations. As seen in Fig. S9 (a)-(c), the K-means cannot identify the three clusters given bad initial centroids. Specifically, it mistakenly classify the two smaller clusters into one and utilize only one centroid to represent them. Compared with K-means, the proposed SNCP with the same initial centroids can gradually classify the dataset into three almost correct clusters as it proceeds from one NCP iteration to another.

6 Proof of Proposition 1

Proof: Since $(\bar{\mathbf{W}}, \bar{\mathbf{H}})$ is a B-stationary point of problem (7) in the manuscript, we have

$$\langle 2(\bar{\mathbf{W}})^T(\bar{\mathbf{W}} \bar{\mathbf{H}} - \mathbf{X}) + \nu \bar{\mathbf{H}}, \mathbf{D} \rangle \geq 0, \forall \mathbf{D} \in \mathcal{T}_{\mathcal{H}_{p,q}^v}(\bar{\mathbf{H}}). \quad (\text{S.1})$$

Suppose that there exist $j' \in \mathcal{N}$ such that $\bar{\mathbf{h}}_{j'} = \mathbf{0}$. Then, (S.1) becomes

$$\sum_{j \neq j'} \langle 2(\bar{\mathbf{W}})^T(\bar{\mathbf{W}} \bar{\mathbf{h}}_j - \mathbf{x}_j) + \nu \bar{\mathbf{h}}_j, \mathbf{d}_j \rangle - \langle 2(\bar{\mathbf{W}})^T \mathbf{x}_{j'}, \mathbf{d}_{j'} \rangle \geq 0, \forall \mathbf{D} \in \mathcal{T}_{\mathcal{H}_{p,q}^v}(\bar{\mathbf{H}}). \quad (\text{S.2})$$

Table S2: Average clustering performance (%) and CPU time (s) on the TCGA data.

Dataset		1	2	3	4	5
#samples N		1667	3086	3660	5314	11135
#cancers K		5	10	15	20	33
ARI	KM	55.9	47.9	38.2	29.4	19.4
	KM++	59.3	33.5	30.1	21.1	17.2
	DTPP	79.2	46.4	47.3	43.6	35.9
	ONMF-S	86.1	74.8	60.3	48.1	25.4
	ONP-MF	83.7	56.6	37.5	18.4	14.5
	HALS	89.6	63.0	48.1	43.6	30.9
	SNCP	88.7	76.4	58.5	42.4	27.2
	NSNCP	90.8	77.2	67.1	50.3	30.7
ACC	KM	75.0	67.0	57.0	52.2	34.4
	KM++	75.5	55.3	53.7	48.4	34.5
	DTPP	79.2	58.5	58.0	57.0	43.1
	ONMF-S	85.8	71.8	61.9	58.2	38.4
	ONP-MF	84.0	68.5	48.1	32.9	14.8
	HALS	86.2	68.8	56.1	56.3	39.1
	SNCP	85.6	79.3	64.0	61.1	41.1
	NSNCP	89.2	81.2	68.2	64.3	42.7
Time	KM	3.02	7.54	12.3	34.7	115
	KM++	3.08	7.83	26.9	40.3	331
	DTPP	249	1642	299	2135	10052
	ONMF-S	89.9	772	1440	2492	19794
	ONP-MF	4886	10414	14232	16092	77222
	HALS	2.26	11.4	98.1	260	1605
	SNCP	41.6	249	307	486	1118
	NSNCP	22.1	153	240	526	1756

Suppose that $((\overline{\mathbf{W}})^T \mathbf{x}_{j'})_\ell > 0$ for some $\ell \in \mathcal{K}$. Choose a direction $\overline{\mathbf{D}}$ such that $\overline{\mathbf{d}}_j = \mathbf{0}, \forall j \neq j'$, $\overline{\mathbf{d}}_{j'} = \alpha \mathbf{e}_\ell$ for some $\alpha > 0$. It is obvious to see that $\overline{\mathbf{D}} \in \mathcal{T}_{\mathcal{H}_{p,q}^v}(\overline{\mathbf{H}})$ based on Definition 1. By substituting $\overline{\mathbf{D}}$ into (S.2), we obtain

$$0 > -2\langle (\overline{\mathbf{W}})^T \mathbf{x}_{j'}, \alpha \mathbf{e}_\ell \rangle = -2\alpha((\overline{\mathbf{W}})^T \mathbf{x}_{j'})_\ell \geq 0, \quad (\text{S.3})$$

which, however, is a contradiction. ■

7 Proof of Theorem 5

By a similar argument as the proof of Theorem 4, we obtain that the sequence $(\mathbf{W}^k, \mathbf{H}^k)$ generated by Algorithm 3 with $t^k > L_{\tilde{F}}(\mathbf{W}^k)$ and $c^k > \frac{L_F(\mathbf{H}^k)}{2}$ is a bounded sequence. We assume that $(\mathbf{W}^\infty, \mathbf{H}^\infty)$ is a limit point of $(\mathbf{W}^k, \mathbf{H}^k)$, and $t^\infty > L_{\tilde{F}}(\mathbf{W}^\infty)$ is a limit value of t^k .

At iteration k , since $\tilde{F}(\mathbf{W}^k, \mathbf{H})$ is $L_{\tilde{F}}(\mathbf{W}^k)$ -smooth and $t^k > L_{\tilde{F}}(\mathbf{W}^k)$, by the descent lemma [1,

Table S3: Average clustering performance (%) and CPU time (s) on TDT2 data.

Dataset		1	2	3	4	5	6
#terms M		13133	24968	11079	20431	16067	29725
#docs N		842	3292	631	1745	1079	4779
ARI	KM	66.7	35.3	82.6	34.4	55.9	56.2
	KM++	71.0	35.8	82.9	32.2	55.1	53.2
	DTPP	72.0	33.0	81.0	45.8	36.7	54.7
	ONMF-S	78.8	33.8	84.7	50.3	41.1	56.0
	ONP-MF	78.8	28.0	86.1	46.1	48.4	52.0
	HALS	78.1	32.1	87.0	45.4	39.9	52.5
	SNCP	88.3	36.4	87.1	51.5	48.9	60.7
	NSNCP	87.9	35.8	88.2	50.5	44.8	52.7
ACC	KM	77.9	51.7	84.4	49.3	61.3	70.2
	KM++	73.5	48.9	84.7	47.1	61.7	65.7
	DTPP	70.0	50.4	77.4	52.1	45.1	66.6
	ONMF-S	81.8	52.0	83.6	59.6	50.9	68.8
	ONP-MF	85.3	46.1	89.5	60.9	59.4	66.8
	HALS	77.9	47.8	85.1	54.3	48.7	64.4
	SNCP	86.1	56.8	88.1	62.0	58.2	70.7
	NSNCP	79.7	54.1	88.6	60.8	56.4	64.9
Time	KM	13.6	195	6.82	65.0	27.4	318
	KM++	10.6	199	8.15	53.6	28.9	401
	DTPP	126	726	81	413	204	2282
	ONMF-S	405	8124	157	1915	633	17603
	ONP-MF	1200	7854	757	3660	1951	14302
	HALS	12.9	35.6	6.07	27.4	20.0	162
	SNCP	37.3	407	20.4	64.0	41.1	263
	NSNCP	24.7	217	16.3	50.0	37.6	180

Lemma 3.2], we have

$$\begin{aligned}
& \tilde{F}(\mathbf{W}^k, \mathbf{H}^{k+1}) - \rho \sum_{j=1}^N \|\mathbf{h}_j^{k+1}\|_\infty \\
& \leq \tilde{F}(\mathbf{W}^k, \mathbf{H}^k) + \langle \nabla_H \tilde{F}(\mathbf{W}^k, \mathbf{H}^k), \mathbf{H}^{k+1} - \mathbf{H}^k \rangle \\
& \quad + \frac{t^k}{2} \|\mathbf{H}^{k+1} - \mathbf{H}^k\|_F^2 - \rho \sum_{j=1}^N \|\mathbf{h}_j^{k+1}\|_\infty
\end{aligned} \tag{S.4}$$

Since \mathbf{H}^{k+1} is the optimal solution of (13), we have

$$\begin{aligned}
0 & \leq \langle \nabla_H \tilde{F}(\mathbf{W}^k, \mathbf{H}^k), \mathbf{H} - \mathbf{H}^{k+1} \rangle \\
& \leq \langle \nabla_H \tilde{F}(\mathbf{W}^k, \mathbf{H}^k), \mathbf{H} - \mathbf{H}^k \rangle + \langle \nabla_H \tilde{F}(\mathbf{W}^k, \mathbf{H}^k), \mathbf{H}^k - \mathbf{H}^{k+1} \rangle.
\end{aligned} \tag{S.5}$$

Table S4: Average clustering performance (%) and CPU time (s) on dimension-reduced TDT2 data

Dataset		1	2	3	4	5	6
Time of SC		13.8	402	7.11	90.7	30.7	1114
ARI	SC+KM	77.7	58.8	78.8	81.7	88.2	72.1
	SC+KM++	96.7	77.8	97.9	99.3	98.0	82.7
	SC+HALS	93.3	78.3	96.6	97.7	99.1	80.2
	SC+ONP-MF	97.6	77.9	98.4	98.9	99.3	79.9
	SC+SNCP	98.0	79.3	97.6	98.8	99.4	83.4
ACC	SC+KM	81.6	69.0	83.1	86.3	89.1	80.2
	SC+KM++	98.3	83.3	98.9	99.6	98.9	90.3
	SC+HALS	95.8	82.8	97.8	98.8	99.4	90.8
	SC+ONP-MF	98.6	82.3	99.0	99.3	99.5	89.7
	SC+SNCP	99.0	84.3	98.0	99.2	99.3	92.7
Time	SC+KM	0.24	1.34	0.17	0.45	0.33	2.33
	SC+KM++	0.25	1.96	0.18	0.46	0.34	2.18
	SC+HALS	0.78	2.45	0.81	1.65	0.75	1.52
	SC+ONP-MF	13.6	385	7.29	90.0	26.0	790
	SC+SNCP	0.59	2.00	0.55	1.31	1.21	3.17

By (S.5), (S.4) further infers

$$\begin{aligned}
& \tilde{F}(\mathbf{W}^k, \mathbf{H}^{k+1}) - \rho \sum_{j=1}^N \|\mathbf{h}_j^{k+1}\|_\infty \\
& \leq \tilde{F}(\mathbf{W}^k, \mathbf{H}^k) + \langle \nabla_H \tilde{F}(\mathbf{W}^k, \mathbf{H}^k), \mathbf{H} - \mathbf{H}^k \rangle \\
& \quad + \frac{t^k}{2} \|\mathbf{H} - \mathbf{H}^k\|_F^2 - \rho \sum_{j=1}^N \|\mathbf{h}_j\|_\infty, \quad \forall \mathbf{H} \geq \mathbf{0}.
\end{aligned} \tag{S.6}$$

By taking the limits of both sides of (S.6) as $k \rightarrow \infty$, we have

$$\begin{aligned}
& \tilde{F}(\mathbf{W}^\infty, \mathbf{H}^\infty) - \rho \sum_{j=1}^N \|\mathbf{h}_j^{k+1}\|_\infty \\
& \leq \tilde{F}(\mathbf{W}^\infty, \mathbf{H}^\infty) + \langle \nabla_H \tilde{F}(\mathbf{W}^\infty, \mathbf{H}^\infty), \mathbf{H} - \mathbf{H}^\infty \rangle \\
& \quad + \frac{t^\infty}{2} \|\mathbf{H} - \mathbf{H}^\infty\|_F^2 - \rho \sum_{j=1}^N \|\mathbf{h}_j\|_\infty, \quad \forall \mathbf{H} \geq \mathbf{0}.
\end{aligned} \tag{S.7}$$

which implies that

$$\begin{aligned}
\mathbf{H}^\infty = \arg \min_{\mathbf{H} \geq \mathbf{0}} & \langle \nabla_H \tilde{F}(\mathbf{W}^\infty, \mathbf{H}^\infty), \mathbf{H} - \mathbf{H}^\infty \rangle \\
& + \frac{t^\infty}{2} \|\mathbf{H} - \mathbf{H}^\infty\|_F^2 - \rho \sum_{j=1}^N \|\mathbf{h}_j\|_\infty,
\end{aligned} \tag{S.8}$$

The optimality condition of (S.8) yields

$$\begin{aligned} & \langle \nabla_H F(\mathbf{W}^\infty, \mathbf{H}^\infty), \mathbf{H} - \mathbf{H}^\infty \rangle \\ & + \rho \sum_{j=1}^N \phi'(\mathbf{h}_j^\infty; \mathbf{h}_j - \mathbf{h}_j^\infty) \geq 0, \quad \forall \mathbf{H} \geq \mathbf{0}. \end{aligned} \quad (\text{S.9})$$

Similarly, for the update of \mathbf{W} , one can show that

$$\langle \nabla_W F(\mathbf{W}^\infty, \mathbf{H}^\infty), \mathbf{W} - \mathbf{W}^\infty \rangle \geq 0, \quad \forall \mathbf{W} \geq \mathbf{0}. \quad (\text{S.10})$$

Combing (S.9) and (S.10), we obtain that $(\mathbf{W}^\infty, \mathbf{H}^\infty)$ is a d-stationary point to problem (11) in the manuscript. \blacksquare

References

- [1] J. Bolte, S. Sabach, and M. Teboulle, “Proximal alternating linearized minimization for non-convex and non-smooth problems,” *Math Program.*, vol. 146, no. 1, pp. 459–494, Aug. 2014.

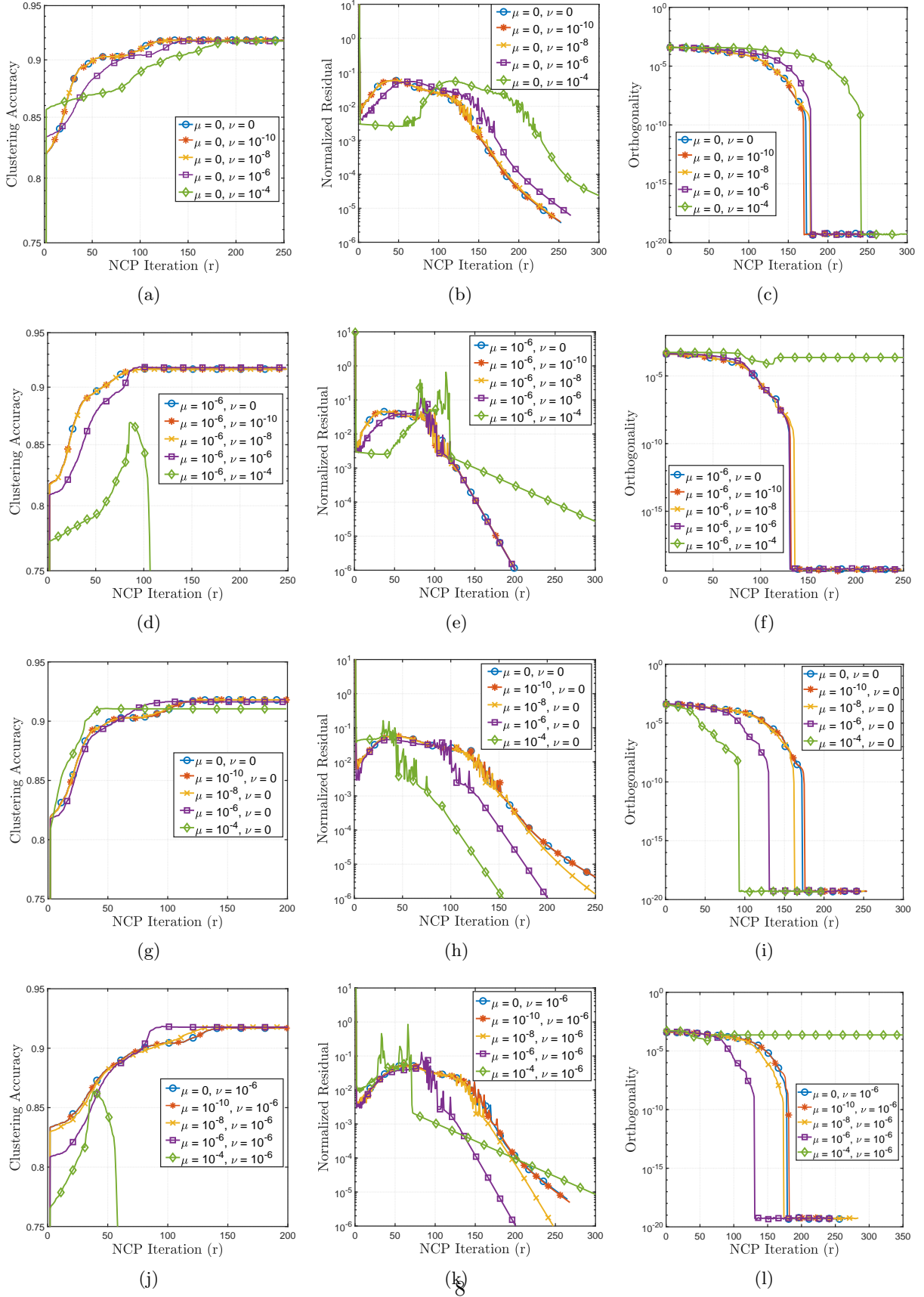


Figure S1: Convergence curves of SNCP under different values of μ and ν .

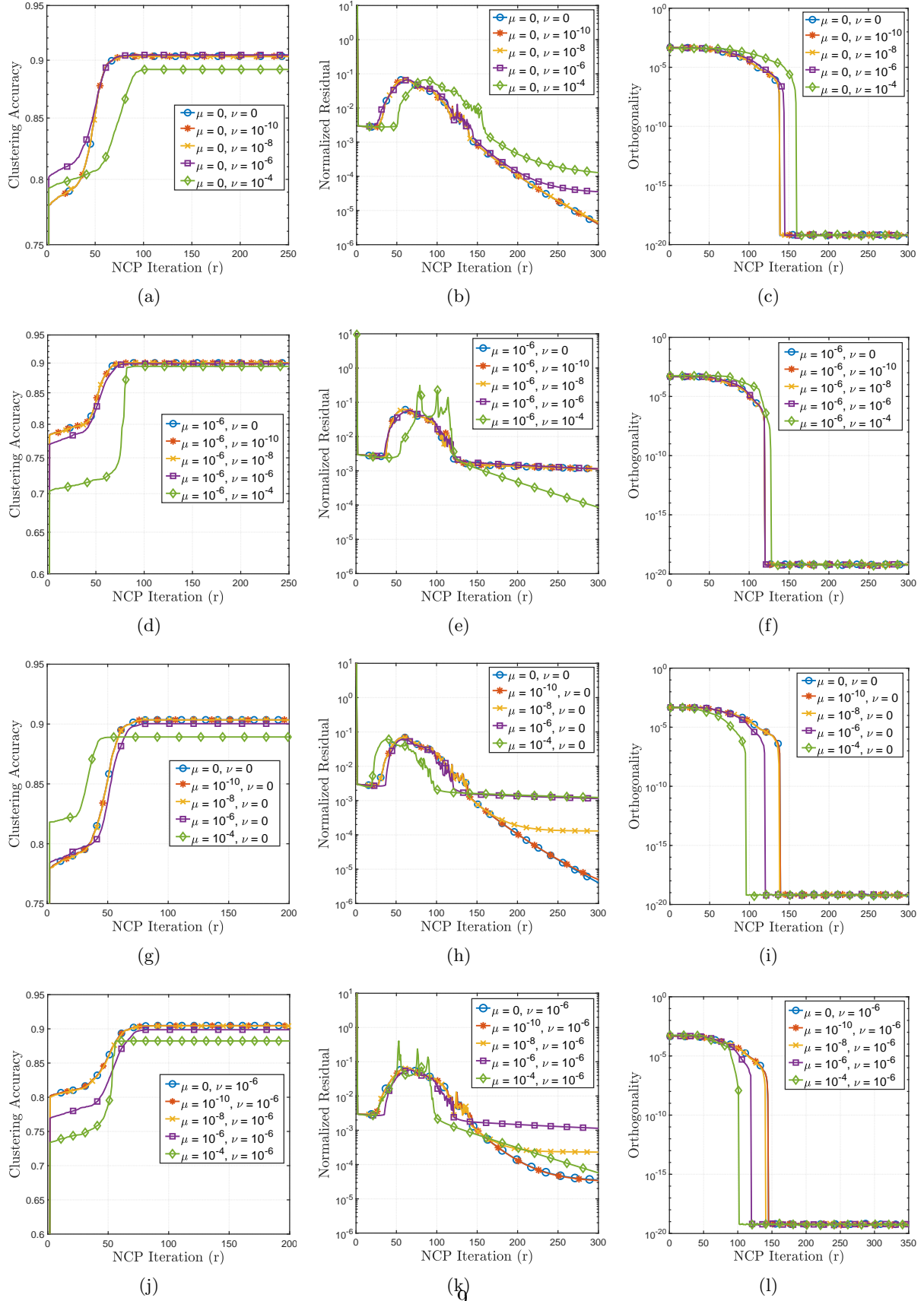


Figure S2: Convergence curves of NSNCP under different values of μ and ν .

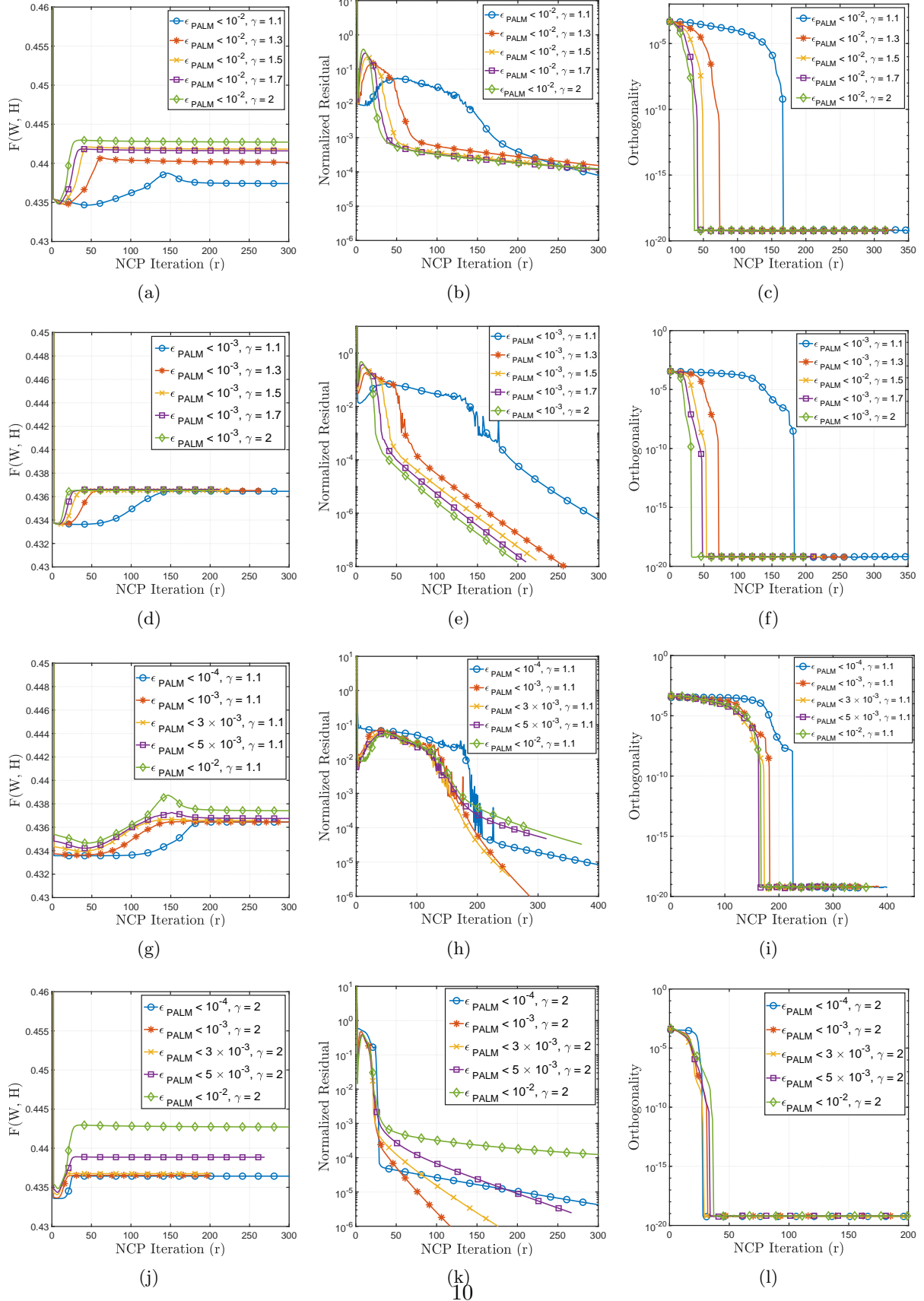


Figure S3: Convergence curves of SNCP on under different values of ϵ_{PALM} and γ .

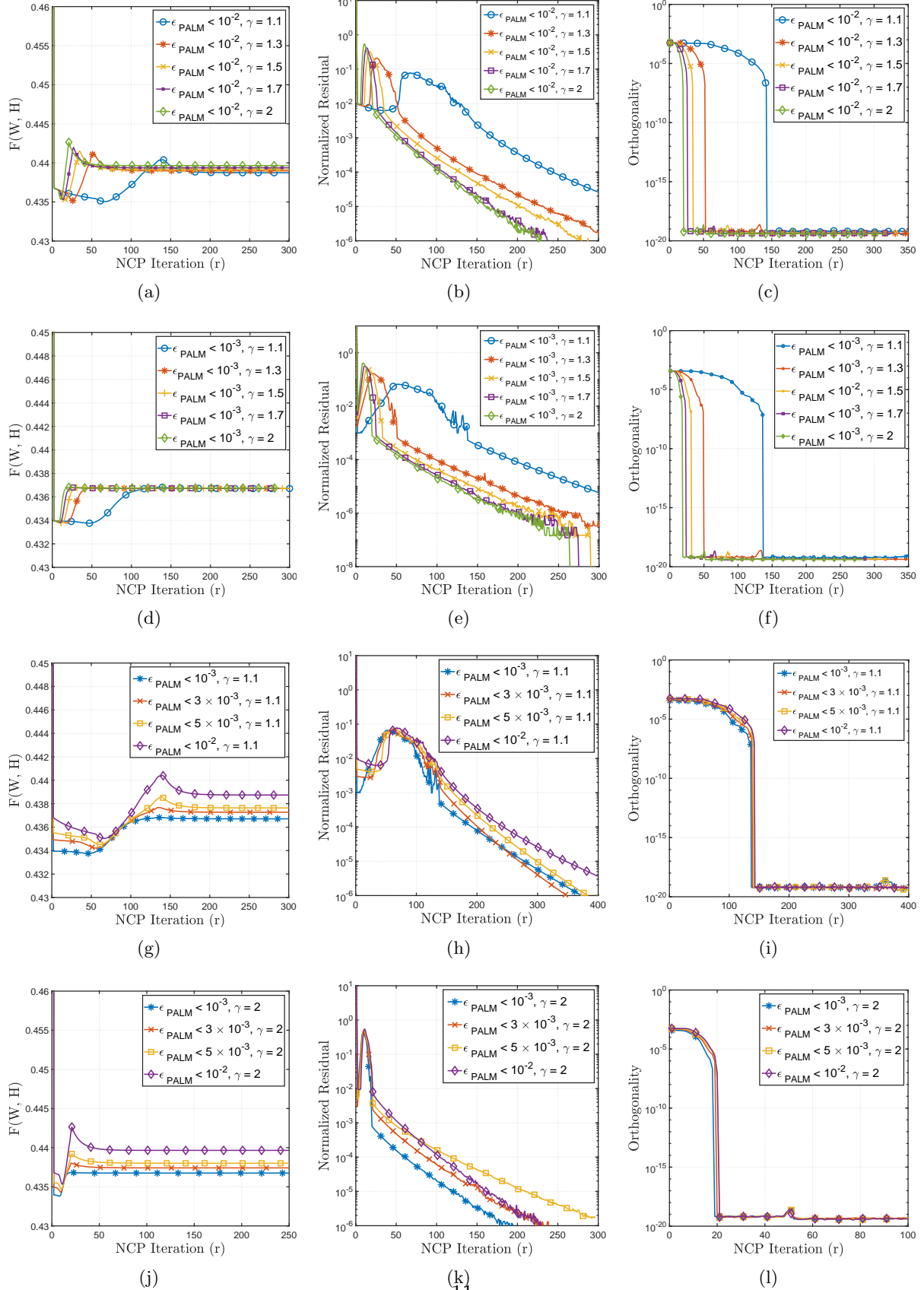


Figure S4: Convergence curves of NSNCP on under different values of ϵ_{PALM} and γ .

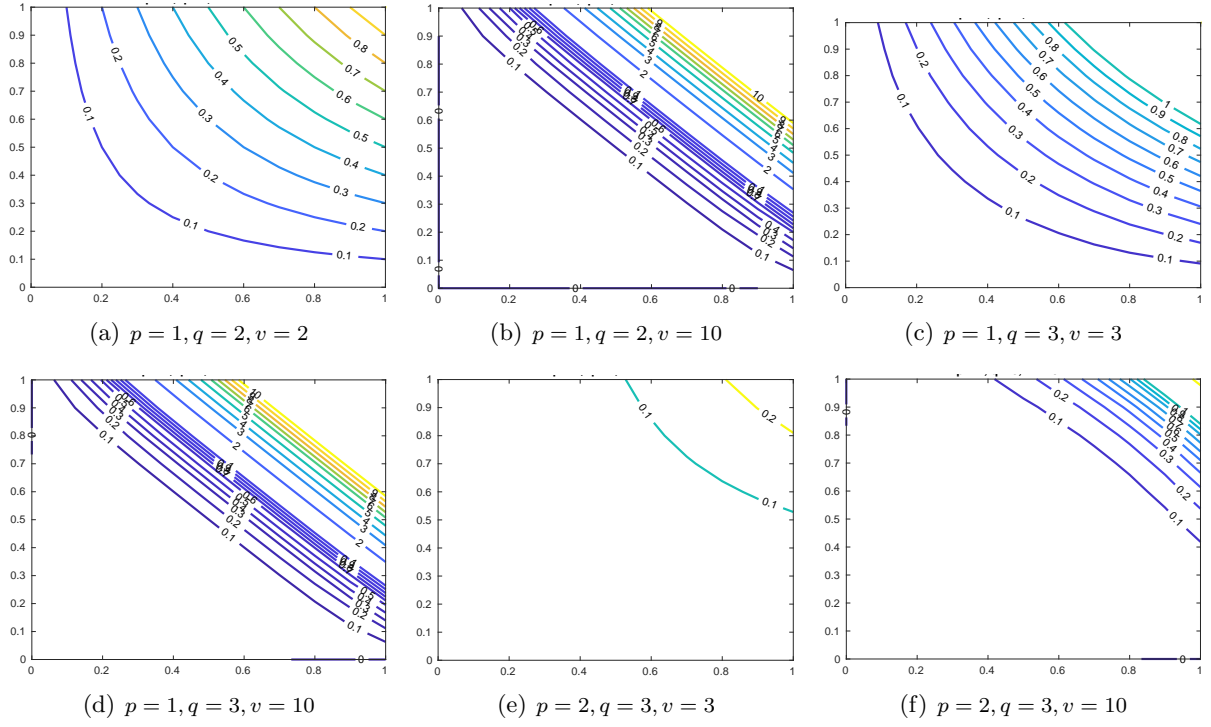


Figure S5: The contour of $\sum_{j=1}^N \phi(\mathbf{h}_j)$ with $\mathbf{H} \in \mathbb{R}^{2 \times 1}$ with different combinations of (p, q, v) .

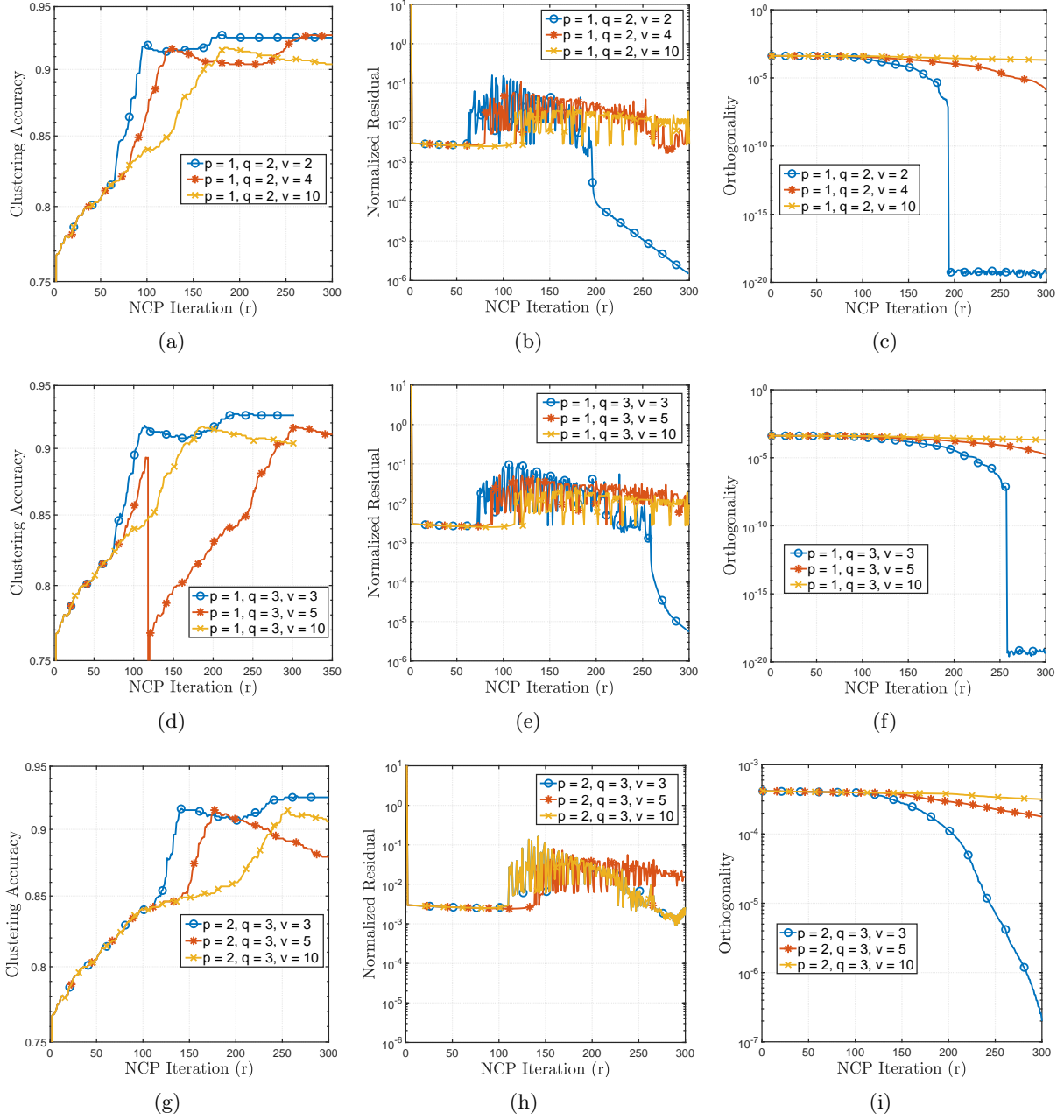


Figure S6: Convergence curves versus NCP iteration of the proposed SNCP method with different values of p, q, v .

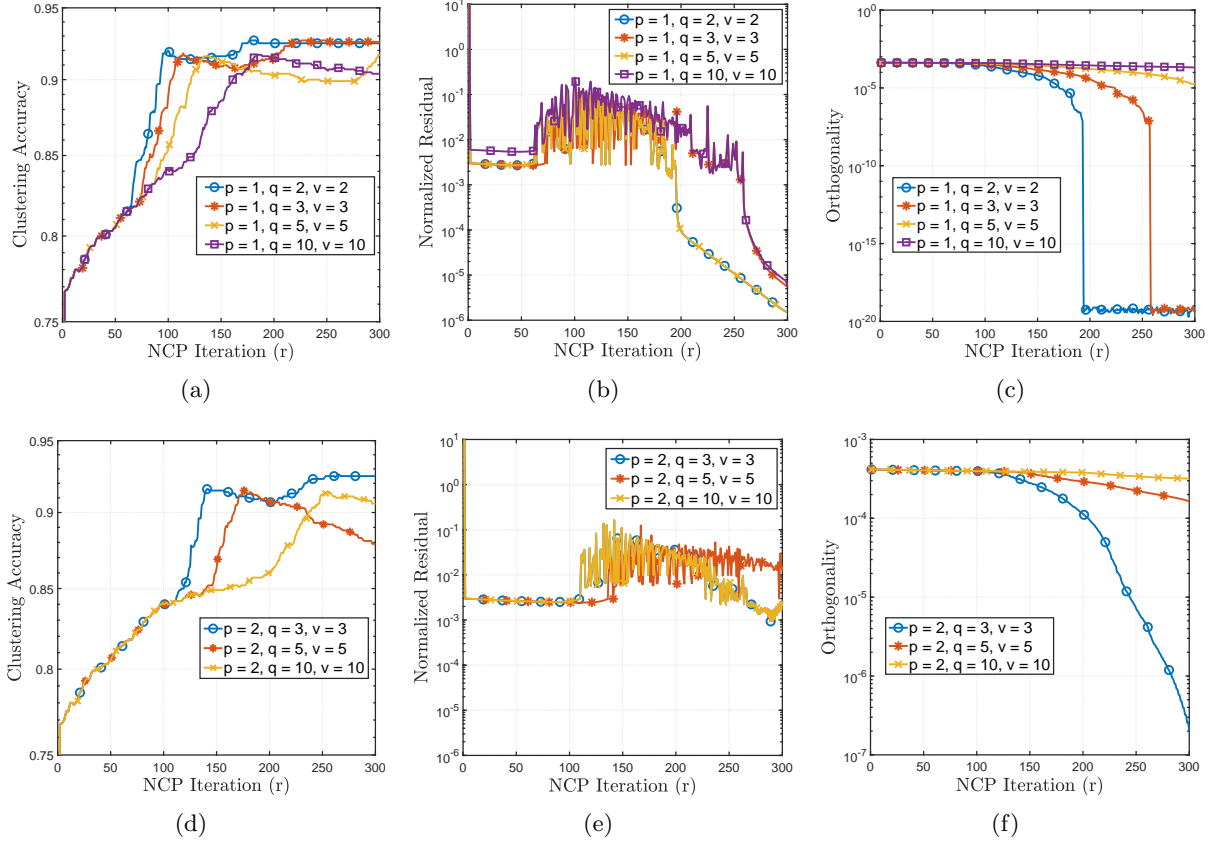


Figure S7: Convergence curves versus of NCP iteration of the proposed SNCP method with different values of p, q, v .

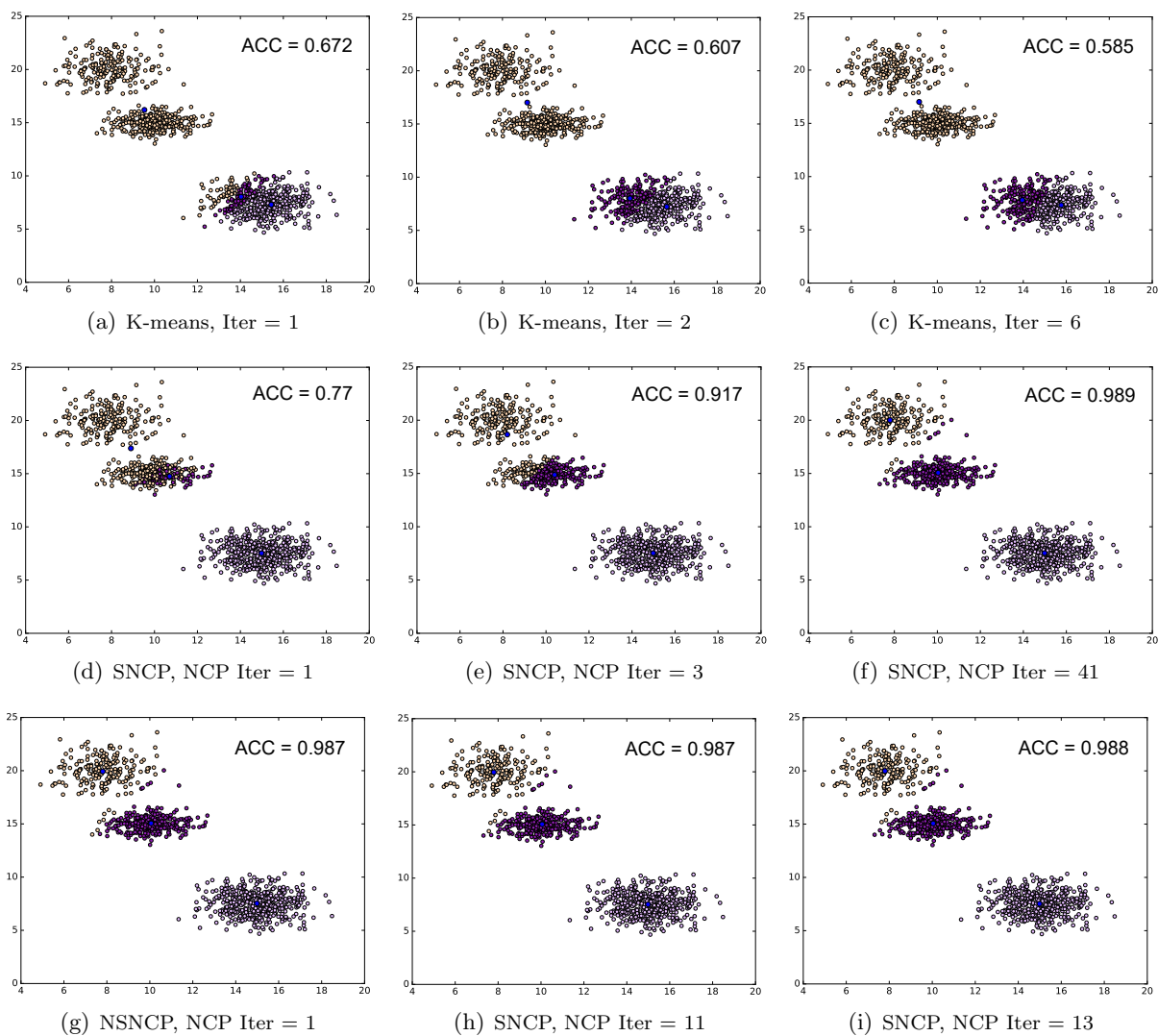


Figure S9: The clustering results of K-means/SNCP/NSNCP in different iterations