

# VecHGrad for solving accurately complex tensor decomposition

Jeremy Charlier<sup>1,2</sup>, Gaston Ormazabal<sup>2</sup>, Radu State<sup>1</sup>, and Jean Hilger<sup>3</sup>

<sup>1</sup> University of Luxembourg, L-1855 Luxembourg, Luxembourg  
`{name.surname}@uni.lu`

<sup>2</sup> Columbia University, New York NY 10027, USA  
`{jjc2292,gso70}@columbia.edu`

<sup>3</sup> BCEE, L-1160 Luxembourg, Luxembourg  
`j.hilger@bcee.lu`

**Abstract.** Tensor decomposition, a collection of factorization techniques for multidimensional arrays, are among the most general and powerful tools for scientific analysis. However, because of their increasing size, today’s data sets require more complex tensor decomposition involving factorization with multiple matrices and diagonal tensors such as DEDICOM or PARATUCK2. Traditional tensor resolution algorithms such as Stochastic Gradient Descent (SGD), Non-linear Conjugate Gradient descent (NCG) or Alternating Least Square (ALS), cannot be easily applied to complex tensor decomposition or often lead to poor accuracy at convergence. We propose a new resolution algorithm, called VecHGrad, for accurate and efficient stochastic resolution over all existing tensor decomposition, specifically designed for complex decomposition. VecHGrad relies on gradient, Hessian-vector product and adaptive line search to ensure the convergence during optimization. Our experiments on five real-world data sets with the state-of-the-art deep learning gradient optimization models show that VecHGrad is capable of converging considerably faster because of its superior theoretical convergence rate per step. Therefore, VecHGrad targets as well deep learning optimizer algorithms. The experiments are performed for various tensor decomposition including CP, DEDICOM and PARATUCK2. Although it involves a slightly more complex update rule, VecHGrad’s runtime is similar in practice to that of gradient methods such as SGD, Adam or RMSProp.

**Keywords:** Convex Optimization · Line Search · Gradient Descent.

## 1 Motivation

Tensors are multidimensional, or N-order, arrays. Tensors are able to scale down a large amount of data to an interpretable size using different types of decomposition, also called factorization. The data sets used in machine learning [1] and in data mining [2] are multi-dimensional and, therefore, tensors and their decomposition are highly appropriate [3]. Nonetheless, because of the increasing size and the complexity of modern data sets, simpler tensor decomposition such as the

CP/PARAFAC [4, 5] decomposition are now challenged by more complex tensor decomposition such as DEDICOM [6] and PARATUCK2 [7, 8]. CP/PARAFAC decomposes the original tensor as a sum of rank-one tensors, as illustrated in figure 1, whereas DEDICOM and PARATUCK2 decomposes the original tensor as a product of matrices and diagonal tensors, as shown in figures 2 and 3 respectively. Depending on the tensor decomposition, different latent variables can be highlighted with their respective asymmetric relationships. However, fast and accurate tensor resolutions have required specific numerical optimization methods related to preconditioning methods.

Applied in the Machine Learning (ML) and Deep Learning (DL) community, the standard Stochastic Gradient (SGD) optimization method has been widely used [9, 10]. However, traditional SGD is losing its momentum over the recent progress of preconditioning gradient methods. The preconditioning gradient methods use a matrix, called a preconditioner, to update the gradient before it is used. Common well-known optimization preconditioning methods include the Newton’s method, which employs the exact Hessian matrix, and the quasi-Newton methods, which do not require the knowledge of the exact Hessian matrix, as described in [11]. The quasi-Newton methods are generally preferred over the Newton’s method when the exact Hessian matrix is too expensive to compute or is unknown. Introduced to answer specifically some of the challenges facing ML and DL, AdaGrad [12] uses the co-variance matrix of the accumulated gradients as a preconditioner. Because of the dimensions of the ML problems, the full-matrix preconditioning methods are generally not the first choice for the optimizers. Specialized variants have been proposed to replace the full preconditioning methods by diagonal approximation methods such as Adam in [13], by a sketched version [14, 15] or by other schemes such as Nesterov Accelerated Gradient (NAG) [16] or SAGA [17]. It is worth mentioning that the diagonal approximation methods are often preferred in practice because of the super-linear memory consumption of the other methods [18].

In this work, we take an alternative approach to preconditioning and we describe how to exploit Newton’s convergence using a diagonal approximation of the Hessian matrix. Our approach is motivated by the efficient and accurate resolution of complex tensor decomposition for which most of the ML and DL state-of-the-art optimizers fail. Our algorithm, called VecHGrad for Vector Hessian Gradient, returns the tensor structure of the gradient and uses a separate preconditioner vector. Although our algorithm is motivated by the resolution of complex tensor decomposition, its range of application is wide and it could be used in ML and DL. Our analysis targets non-trivial high-order tensor decomposition and relies on the extensions of vector analysis to the tensor world. We show the superior capabilities of VecHGrad over different tensor decomposition, including the challenging DEDICOM and PARATUCK2, in regards to traditional resolution algorithms, such as the Alternating Least Square (ALS) or the Non-linear Conjugate Gradient (NCG) [19], and some popular ML and

DL optimizers such as AdaGrad, Adam or RMSProp. Our main contributions are summarized below:

- We propose a new resolution algorithm, called VecHGrad, that uses the gradient, the Hessian-vector product and an adaptive line search to achieve the goal of accurate and fast optimization for complex numerical tasks.
- We demonstrate VecHGrad’s superior accuracy at convergence and compare it to traditional resolution algorithms for complex tensor decomposition on five real world data sets. We show the poor performance of traditional resolution algorithms including NCG for complex tensor decomposition.
- We underline the limits and the strengths of popular deep learning optimization algorithms on three of the most common tensor decomposition including CP, DEDICOM and PARATUCK2.

The paper is structured as follows. In section 2, we review briefly the standard version of the Newton’s method. Then, by mapping the Newton’s method to the tensor structures with the objective of fast and accurate resolution, we describe how VecHGrad performs a numerical optimization scheme applied to tensors without the requirement of knowing the Hessian matrix. We discuss the related work in section 3. In section 4, we highlight the experimental results. Finally, we conclude in section 5 by addressing promising directions for future work.

## 2 Proposed Method

In this section, we begin by describing briefly the standard form of Newton’s method, and then we introduce VecHGrad for the first order tensor optimization. We recall that a first order tensor is a vector. Finally, we arrive at the objective of applying VecHGrad to non-trivial tensor decomposition. Hereafter, scalars are denoted by lower case letters  $a$ , vectors by boldface lowercase letters  $\mathbf{a}$ , matrices by boldface capital letters  $\mathbf{A}$ , and high order tensors by Euler script notation  $\mathcal{X}$ .

### 2.1 Classical Version of Newton’s Method

Hereinafter, we shortly sum up the classical version of Newton’s method. We invite the reader to [11, 20, 21] for a deeper review.

Let define the objective function  $f : \mathbb{R}^d \rightarrow \mathbb{R}$  as a closed, convex and twice-differentiable function. For a convex set  $\mathcal{C}$ , we assume the constrained minimizer

$$x^* := \arg \min_{x \in \mathcal{C}} f(x) \quad (1)$$

is uniquely defined. We define the eigenvalues of the Hessian denoted  $\gamma = \lambda_{\min}(\nabla^2 f(x^*))$  evaluated at the minimum. Additionally, we assume that the Hessian map  $x \mapsto \nabla^2 f(x)$  is Lipschitz continuous with modulus  $L$ . Under these conditions and given an initial random point  $\tilde{x}^0 \in \mathcal{C}$  such that  $\|\tilde{x}^0 - x^*\|_2 \leq \frac{\gamma}{2L}$ , the Newton updates are guaranteed to converge quadratically as defined below.

$$\|\tilde{x}^{t+1} - x^*\|_2 \leq \frac{2L}{\gamma} \|\tilde{x}^t - x^*\|_2 \quad (2)$$

This result is well-know, further details can be found in [20]. In our experiments, we slightly modify Newton's method to be globally convergent by using strong Wolfe's line search, described in the following subsection.

## 2.2 Introduction to VecHGrad for Vectors

Under the Newton's method, the current iterate  $\tilde{\mathbf{x}}^t \in \mathcal{C}$  is used to generate the next iterate  $\tilde{\mathbf{x}}^{t+1}$  by performing a constrained minimization of the second order Taylor expansion.

$$\tilde{\mathbf{x}}^{t+1} = \arg \min_{\mathbf{x} \in \mathcal{C}} \left\{ \frac{1}{2} \langle \mathbf{x} - \tilde{\mathbf{x}}^t, \nabla^2 f(\tilde{\mathbf{x}}^t)(\mathbf{x} - \tilde{\mathbf{x}}^t) \rangle + \langle \nabla f(\tilde{\mathbf{x}}^t), \mathbf{x} - \tilde{\mathbf{x}}^t \rangle \right\} \quad (3)$$

We recall that  $\nabla f$  and  $\nabla^2 f$  denotes the gradient and the Hessian matrix, respectively, of the objective function  $f : \mathbb{R}^d \rightarrow \mathbb{R}$ . In the ML and DL community, the objective function is frequently called the loss function.

$$\nabla f = \text{grad}f = \left[ \frac{\partial f}{\partial x_1}, \frac{\partial f}{\partial x_2}, \dots, \frac{\partial f}{\partial x_d} \right] \quad (4)$$

$$\nabla^2 f = \mathbf{Hes} = \begin{pmatrix} \frac{\partial f}{\partial x_1^2} & \frac{\partial f}{\partial x_1 \partial x_2} & \cdots & \frac{\partial f}{\partial x_1 \partial x_d} \\ \frac{\partial f}{\partial x_2 \partial x_1} & \frac{\partial f}{\partial x_2^2} & \cdots & \frac{\partial f}{\partial x_2 \partial x_d} \\ \vdots & \vdots & \ddots & \vdots \\ \frac{\partial f}{\partial x_d \partial x_1} & \frac{\partial f}{\partial x_d \partial x_2} & \cdots & \frac{\partial f}{\partial x_d^2} \end{pmatrix} \quad (5)$$

When  $\mathcal{C} \in \mathbb{R}^d$ , which is the unconstrained form, the new iterate  $\tilde{\mathbf{x}}^{t+1}$  is generated such that

$$\tilde{\mathbf{x}}^{t+1} = \tilde{\mathbf{x}}^t - [\nabla^2 f(\tilde{\mathbf{x}}^t)]^{-1} \nabla f(\tilde{\mathbf{x}}^t). \quad (6)$$

We use the strong Wolfe's line search which allows the Newton's method to be globally convergent. The line search is defined by the following three inequalities

$$\begin{aligned} \text{i)} & f(\tilde{\mathbf{x}}^t + \alpha^t \mathbf{p}^t) \leq f(\tilde{\mathbf{x}}^t) + c_1 \alpha^t (\mathbf{p}^t)^T \nabla f(\tilde{\mathbf{x}}^t) \\ \text{ii)} & -(\mathbf{p}^t)^T \nabla f(\tilde{\mathbf{x}}^t + \alpha^t \mathbf{p}^t) \leq -c_2 (\mathbf{p}^t)^T \nabla f(\tilde{\mathbf{x}}^t) \\ \text{iii)} & |(\mathbf{p}^t)^T \nabla f(\tilde{\mathbf{x}}^t + \alpha^t \mathbf{p}^t)| \leq c_2 |(\mathbf{p}^t)^T \nabla f(\tilde{\mathbf{x}}^t)| \end{aligned} \quad (7)$$

where  $0 \leq c_1 \leq c_2 \leq 1$ ,  $\alpha^t > 0$  is the step length and  $\mathbf{p}^t = -[\nabla^2 f(\tilde{\mathbf{x}}^t)]^{-1} \nabla f(\tilde{\mathbf{x}}^t)$ . Therefore, the iterate  $\tilde{\mathbf{x}}^{t+1}$  becomes the following.

$$\begin{cases} \tilde{\mathbf{x}}^{t+1} = \tilde{\mathbf{x}}^t - \alpha^t [\nabla^2 f(\tilde{\mathbf{x}}^t)]^{-1} \nabla f(\tilde{\mathbf{x}}^t) \\ \tilde{\mathbf{x}}^{t+1} = \tilde{\mathbf{x}}^t - \alpha^t \mathbf{p}^t \end{cases} \quad (8)$$

Furthermore, computing the inverse of the exact Hessian matrix,  $[\nabla^2 f(\tilde{\mathbf{x}}^t)]^{-1}$ , arises a certain number of difficulties. Therefore, the inverse is computed with a Conjugate Gradient (CG) loop. It has two main advantages: the calculations are considerably less expensive, especially when dealing with large dimensions [11], and the Hessian can be expressed by a diagonal approximation. The convergence of the CG loop is defined when a maximum number of iteration is reached or when the residual  $\mathbf{r}^t = \nabla^2 f(\tilde{\mathbf{x}}^t) \mathbf{p}^t + \nabla f(\tilde{\mathbf{x}}^t)$  satisfies  $\|\mathbf{r}^t\| \leq \sigma \|\nabla f(\tilde{\mathbf{x}}^t)\|$  with  $\sigma \in \mathbb{R}^+$ . Within the CG loop, the exact Hessian matrix can be approximated by a diagonal approximation. Effectively, in the CG loop, the Hessian matrix is multiplied with a descent direction vector resulting in a vector. Furthermore, within the main optimization loop, only the descent vector is required. Therefore, only the results of the Hessian vector product are needed. Using the Taylor expansion, this product is equal to the equation below.

$$\nabla^2 f(\tilde{\mathbf{x}}^t) \mathbf{p}^t = \frac{\nabla f(\tilde{\mathbf{x}}^t + \eta \mathbf{p}^t) - \nabla f(\tilde{\mathbf{x}}^t)}{\eta} \quad (9)$$

The term  $\eta$  is the perturbation and the term  $\mathbf{p}^t$  the descent direction vector, fixed equal to the negative of the gradient at initialization. Consequently, the extensive computation of the inverse of the exact full Hessian matrix is bypassed using only gradient diagonal approximation. Consequently, we reached the objective of describing VecHGrad for first order tensor, summarized in algorithm 1.

### 2.3 VecHGrad for Fast and Accurate Resolution of Tensor Decomposition

Hereinafter, we introduce VecHGrad in its general form, which is applicable to tensors of any dimension, of any order for any decomposition. Before we present the algorithm and its theoretical convergence rate, we review further definitions and operations involving tensors.

---

**Algorithm 1:** VecHGrad, vector case

---

```

1 repeat
2   Receive loss function  $f : \mathbb{R}^d \rightarrow \mathbb{R}$ 
3   Compute gradient  $\nabla f(\tilde{\mathbf{x}}^t) \in \mathbb{R}^d$ 
4   Fix  $\mathbf{p}_0^t = -\nabla f(\tilde{\mathbf{x}}^t)$ 
5   repeat
6     Update  $\mathbf{p}_k^t$  with CG loop:  $\mathbf{r}_k = \nabla^2 f(\tilde{\mathbf{x}}^t) \mathbf{p}_k^t + \nabla f(\tilde{\mathbf{x}}^t)$ 
7   until  $k = cg_{maxiter}$  OR  $\|\mathbf{r}_k\| \leq \sigma \|\nabla f(\tilde{\mathbf{x}}^t)\|$ 
8    $\alpha^t \leftarrow$  Wolfe's line search
9   Update parameters:  $\tilde{\mathbf{x}}^{t+1} = \tilde{\mathbf{x}} + \alpha^t \mathbf{p}_{opt}^t$ 
10 until  $t = maxiter$  OR  $f(\tilde{\mathbf{x}}^t) \leq \epsilon_1$  OR  $\|\nabla f(\tilde{\mathbf{x}}^t)\| \leq \epsilon_2$ 
```

---

**Tensor Definitions** The vectorization operator flattens a tensor of  $n$  entries to a column vector  $\mathbb{R}^n$ . The ordering of the tensor elements is not important as long as it is consistent [3]. For a third order tensor  $\mathcal{X} \in \mathbb{R}^{I \times J \times K}$ , the vectorization of  $\mathcal{X}$  is equal to

$$\text{vec}(\mathcal{X}) = [x_{111} \ x_{112} \ \cdots \ x_{IJK}]^T. \quad (10)$$

The square root of the sum of all tensor entries squared of the tensor  $\mathcal{X}$  defines its norm.

$$\|\mathcal{X}\| = \sqrt{\sum_{j=1}^{I_1} \sum_{j=2}^{I_2} \cdots \sum_{j=n}^{I_n} x_{j_1, j_2, \dots, j_n}^2} \quad (11)$$

The rank- $R$  of a tensor  $\mathcal{X} \in \mathbb{R}^{I_1 \times I_2 \times \dots \times I_N}$  is the number of linear components that could fit  $\mathcal{X}$  exactly.

$$\mathcal{X} = \sum_{r=1}^R \mathbf{a}_r^{(1)} \circ \mathbf{a}_r^{(2)} \circ \dots \circ \mathbf{a}_r^{(N)} \quad (12)$$

The CP/PARAFAC decomposition, shown in figure 1, has been introduced in [4, 5]. The tensor  $\mathcal{X} \in \mathbb{R}^{I \times I \times K}$  is defined as a sum of rank-one tensors. The number of rank-one tensors is determined by the rank, denoted by  $R$ , of the tensor  $\mathcal{X}$ . The CP decomposition is expressed as

$$\mathcal{X} = \sum_{r=1}^R \mathbf{a}_r^{(1)} \circ \mathbf{a}_r^{(2)} \circ \mathbf{a}_r^{(3)} \circ \dots \circ \mathbf{a}_r^{(N)} \quad (13)$$

where  $\mathbf{a}_r^{(1)}, \mathbf{a}_r^{(2)}, \mathbf{a}_r^{(3)}, \dots, \mathbf{a}_r^{(N)}$  are factor vectors of size  $\mathbb{R}^{I_1}, \mathbb{R}^{I_2}, \mathbb{R}^{I_3}, \dots, \mathbb{R}^{I_N}$ . Each factor vector  $\mathbf{a}_r^{(n)}$  with  $n \in \{1, 2, \dots, N\}$  and  $r \in \{1, \dots, R\}$  refers to one order and one rank of the tensor  $\mathcal{X}$ .

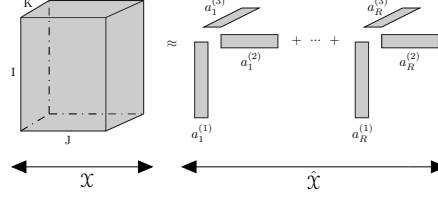
The DEDICOM decomposition [22], illustrated in figure 2, describes the asymmetric relationships between  $I$  objects of the tensor  $\mathcal{X} \in \mathbb{R}^{I \times I \times K}$ . The decomposition groups the  $I$  objects into  $R$  latent components (or groups) and describe their pattern of interactions by computing  $\mathbf{A} \in \mathbb{R}^{I \times R}$ ,  $\mathbf{H} \in \mathbb{R}^{R \times R}$  and  $\mathcal{D} \in \mathbb{R}^{R \times R \times K}$  such that

$$\mathbf{X}_k = \mathbf{A} \mathbf{D}_k \mathbf{H} \mathbf{D}_k \mathbf{A}^T, \quad \forall k = 1, \dots, K. \quad (14)$$

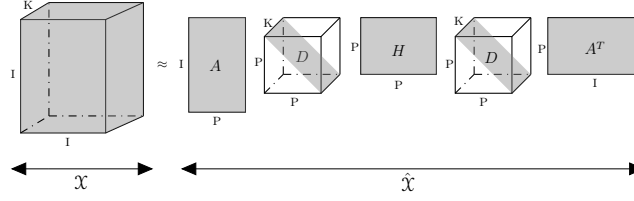
The matrix  $\mathbf{A}$  indicates the participation of object  $i = 1, \dots, I$  in the group  $r = 1, \dots, R$ , the matrix  $\mathbf{H}$  the interactions between the different components  $r$  and the tensor  $\mathcal{D}$  represents the participation of the  $R$  latent component according to the third order  $K$ .

The PARATUCK2 decomposition [7], represented in figure 3, expresses the original tensor  $\mathcal{X} \in \mathbb{R}^{I \times J \times K}$  as a product of matrices and tensors

$$\mathbf{X}_k = \mathbf{A} \mathbf{D}_k^A \mathbf{H} \mathbf{D}_k^B \mathbf{B}^T \quad \text{with} \quad k = \{1, \dots, K\} \quad (15)$$



**Fig. 1.** Third order CP/PARAFAC tensor decomposition



**Fig. 2.** Third order DEDICOM tensor decomposition

where  $\mathbf{A}$ ,  $\mathbf{H}$  and  $\mathbf{B}$  are matrices of size  $\mathbb{R}^{I \times P}$ ,  $\mathbb{R}^{P \times Q}$  and  $\mathbb{R}^{J \times Q}$ . The matrices  $\mathbf{D}_k^A \in \mathbb{R}^{P \times P}$  and  $\mathbf{D}_k^B \in \mathbb{R}^{Q \times Q} \forall k \in \{1, \dots, K\}$  are the slices of the tensors  $\mathcal{D}^A \in \mathbb{R}^{P \times P \times K}$  and  $\mathcal{D}^B \in \mathbb{R}^{Q \times Q \times K}$ . The columns of the matrices  $\mathbf{A}$  and  $\mathbf{B}$  represent the latent factors  $P$  and  $Q$ , and therefore the rank of each object set. The matrix  $\mathbf{H}$  underlines the asymmetry between the  $P$  latent components and the  $Q$  latent components. The tensors  $\mathcal{D}^A$  and  $\mathcal{D}^B$  measures the evolution of the latent components regarding the third order.

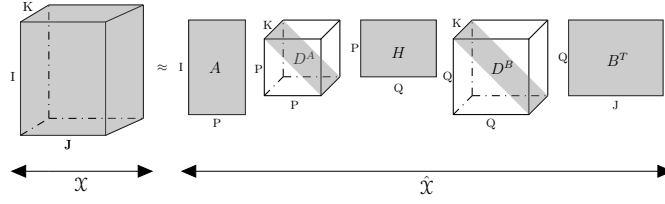
**VecHGrad for Tensor Resolution** Here, we describe the main application of VecHGrad that is the resolution of non-trivial tensor decomposition.

The loss function, also called the objective function, is denoted by  $f$  and it is equal to

$$f(\tilde{\mathbf{x}}) = \min_{\hat{\mathbf{x}}} \|\mathbf{x} - \hat{\mathbf{x}}\|. \quad (16)$$

The tensor  $\mathbf{x}$  is the original tensor and the tensor  $\hat{\mathbf{x}}$  is the approximated tensor built from the decomposition. For instance, if we consider the CP/PARAFAC tensor decomposition applied on a third order tensor, the tensor  $\hat{\mathbf{x}}$  is the tensor built with the factor vectors  $\mathbf{a}_r^{(1)}, \mathbf{a}_r^{(2)}, \mathbf{a}_r^{(3)}$  for  $r = 1, \dots, R$  initially randomized such as

$$\hat{\mathbf{x}} = \sum_{r=1}^R \mathbf{a}_r^{(1)} \circ \mathbf{a}_r^{(2)} \circ \mathbf{a}_r^{(3)}. \quad (17)$$



**Fig. 3.** Third order PARATUCK2 tensor decomposition

The vector  $\tilde{\mathbf{x}}$  is a flattened vector containing all the entries of the decomposed tensor  $\hat{\mathcal{X}}$ . If we consider the previous example of a third order tensor  $\hat{\mathcal{X}}$  of rank  $R$  factorized with the CP/PARAFAC tensor decomposition, we obtain the following vector  $\tilde{\mathbf{x}} \in \mathbb{R}^{d=R(I+J+K)}$ .

$$\tilde{\mathbf{x}} = \text{vec}(\hat{\mathcal{X}}) = \left[ \mathbf{a}_1^{(1)}, \mathbf{a}_2^{(1)}, \dots, \mathbf{a}_I^{(R)}, \mathbf{a}_1^{(2)}, \mathbf{a}_2^{(2)}, \dots, \mathbf{a}_J^{(R)}, \mathbf{a}_1^{(3)}, \mathbf{a}_2^{(3)}, \dots, \mathbf{a}_K^{(R)} \right]^T \quad (18)$$

Since the objective is to propose a universal approach for any tensor decomposition, we rely on finite difference method to compute the gradient of the loss function of any tensor decomposition. Thus, the method can be transposed to any decomposition just by changing the decomposition equation. The approximate gradient is based on a fourth order formula (19) to ensure reliable approximation [23].

$$\frac{\partial}{\partial x_i} f(\tilde{\mathbf{x}}^t) \approx \frac{1}{4!\eta} (2[f(\tilde{\mathbf{x}}^t - 2\eta \mathbf{e}_i) - f(\tilde{\mathbf{x}}^t + 2\eta \mathbf{e}_i)] + 16[f(\tilde{\mathbf{x}}^t + \eta \mathbf{e}_i) - f(\tilde{\mathbf{x}}^t - \eta \mathbf{e}_i)]) \quad (19)$$

In (19), the index  $i$  is the index of the variables for which the derivative is to be evaluated. The variable  $\mathbf{e}_i$  is the  $i$ -th unit vector. The term  $\eta$ , the perturbation, is fixed small enough to achieve the convergence of the iterative process.

The Hessian diagonal approximation is evaluated as described in the previous section. During the CG optimization loop, the Hessian matrix is multiplied with a descent direction vector resulting in a vector. Therefore, only the results of the Hessian vector product is required. Using the Taylor expansion, this product is equal to the equation below.

$$\nabla^2 f(\tilde{\mathbf{x}}^t) \mathbf{p}^t = \frac{\nabla f(\tilde{\mathbf{x}}^t + \eta \mathbf{p}^t) - \nabla f(\tilde{\mathbf{x}}^t)}{\eta} \quad (20)$$

The perturbation term is denoted by  $\eta$  and the descent direction vector by  $\mathbf{p}^t$ , fixed equal to the negative of the gradient at initialization. Consequently, the extensive computation of the inverse of the exact full Hessian matrix is bypassed using only gradient diagonal approximation. Finally, we reached the core objective of describing VecHGrad for tensors, summarized in algorithm 2.



**Theoretical Convergence Rate of VecHGrad** VecHGrad is based on Newton’s method but it relies on a diagonal approximation of the Hessian matrix instead of the full exact Hessian matrix. The reason is that although the exact Newton’s method convergence is quadratic [11], the computation of the exact Hessian matrix is too time consuming for ML and DL large-scale applications, including tensor application. Therefore, VecHGrad has a superlinear convergence such that

$$\lim_{n \rightarrow \infty} \frac{\|\mathbf{B}_n - \nabla^2 f(\tilde{\mathbf{x}}_{\text{opt}}) \mathbf{p}_n\|}{\|\mathbf{p}_n\|} = 0 \quad (21)$$

with  $\tilde{\mathbf{x}}_{\text{opt}}$  the point of convergence,  $\mathbf{p}_n$  the search direction and  $\mathbf{B}_n$  the approximation of the Hessian matrix. Practically, the convergence rate is described the equation below.

$$q \approx \log \frac{|\tilde{\mathbf{x}}^{t+1} - \tilde{\mathbf{x}}^t|}{|\tilde{\mathbf{x}}^t - \tilde{\mathbf{x}}^{t-1}|} \left[ \log \frac{|\tilde{\mathbf{x}}^t - \tilde{\mathbf{x}}^{t-1}|}{|\tilde{\mathbf{x}}^{t-1} - \tilde{\mathbf{x}}^{t-2}|} \right]^{-1} \quad (22)$$

### 3 Related Work

As previously mentioned, VecHGrad uses a diagonal approximation of the Hessian matrix and, therefore it is related to other diagonal approximation such as the diagonal approximation of AdaGrad [12]. The AdaGrad diagonal approximation is very popular in practice and frequently applied [18]. However, it only uses gradient information, as opposed to VecHGrad which uses both gradient and Hessian information. Other approaches extremely popular in machine learning and deep learning include Adam [13], NAG [16], SAGA [17] or RMSProp [24]. The non-exhaustive list of machine learning optimization methods is also applied to our study case since it offers a strong baseline comparison for VecHGrad.

---

**Algorithm 2:** VecHGrad, tensor case

---

```

1 Receive tensor decomposition equation:  $g : \begin{cases} \mathbb{R}^d \rightarrow \mathbb{R}^{I_1 \times I_2 \times \dots \times I_n} \\ \tilde{\mathbf{x}}^t \mapsto \tilde{\mathcal{X}} \end{cases}$ 
2 Receive  $\tilde{\mathbf{x}}^0 = \text{vec}(\hat{\mathcal{X}})$ 
3 repeat
4   Receive loss function:  $f : \begin{cases} \mathbb{R}^d \rightarrow \mathbb{R} \\ \tilde{\mathbf{x}}^t \mapsto \|\mathcal{X} - g(\tilde{\mathbf{x}}^t)\| \end{cases}$ 
5   Compute gradient  $\nabla f(\tilde{\mathbf{x}}^t) \in \mathbb{R}^d$ 
6   Fix  $\mathbf{p}_0^t = -\nabla f(\tilde{\mathbf{x}}^t)$ 
7   repeat
8     Update  $\mathbf{p}_k^t$  with CG loop:  $\mathbf{r}_k = \nabla^2 f(\tilde{\mathbf{x}}^t) \mathbf{p}_k^t + \nabla f(\tilde{\mathbf{x}}^t)$ 
9   until  $k = cg_{\text{maxiter}}$  OR  $\|\mathbf{r}_k\| \leq \sigma \|\nabla f(\tilde{\mathbf{x}}^t)\|$ 
10   $\alpha^t \leftarrow$  Wolfe’s line search
11  Update parameters:  $\tilde{\mathbf{x}}^{t+1} = \tilde{\mathbf{x}}^t + \alpha^t \mathbf{p}_{\text{opt}}^t$ 
12 until  $t = \text{maxiter}$  OR  $f(\tilde{\mathbf{x}}^t) \leq \epsilon_1$  OR  $\|\nabla f(\tilde{\mathbf{x}}^t)\| \leq \epsilon_2$ 
```

---

Additionally, since our study case is related to tensor decomposition, the methods specifically designed for tensor decomposition have to be mentioned. The most popular optimization scheme among the resolution of tensor decomposition is the Alternating Least Square (ALS). Under the ALS scheme [3], one component of the tensor decomposition is fixed, typically a matrix. The fixed component is updated using the other components. Therefore, all the components are successively updated at each step of the iteration process until a convergence criteria is reached, for instance a fixed number of iteration. Such resolution does not involve any derivatives computation. For every tensor decomposition, there exists at least one ALS resolution scheme. The ALS resolution scheme was introduced in [4] and [5] for the CP/PARAFAC decomposition, in [22] for the DEDICOM decomposition and in [7] for the PARATUCK2 decomposition. An updated ALS scheme was presented in [25] to solve PARATUCK2. In [6], Bader et al. proposed ASALSAN to solve with non-negativity constraints the DEDICOM decomposition with the ALS scheme. While some matrix updates are not guaranteed to decrease the loss function, the scheme leads to overall convergence. In [26], Charlier et al. proposed recently a non-negative scheme for the PARATUCK2 decomposition.

Furthermore, some approaches are specifically designed for one tensor decomposition using gradient information. Most frequently, it concerns CP/PARAFAC since it has been the most applied tensor decomposition [3]. In [19, 27], an optimized version of the Non-linear Conjugate Gradient (NCG) for CP/PARAFAC is presented, CP-OPT. In [28], an extension of the Stochastic Gradient Descent (SGD) is described to obtain, as mentioned by the authors, an expected CP tensor decomposition. However, as both approaches focus specifically on CP/PARAFAC, their performance on other tensor decomposition is not assessed. Additionally, the comparison to other numerical optimizers in the experiments is limited, especially when considering existing popular machine learning and deep learning optimizers. In contrast, VecHGrad is detached of any particular model structure, including the choice of tensor decomposition, and only relies on the gradient and on the Hessian diagonal approximation, crucial for fast convergence of complex numerical optimization. Consequently, VecHGrad is easy to implement and to use in practice as it does not require to be optimized for a particular model structure.

## 4 Experiments

Hereinafter, we investigate the convergence behavior of VecHGrad in comparison to other popular numerical resolution methods inherited from both the tensor and machine learning communities. We compare VecHGrad with ten different algorithms applied to the three main tensor decomposition with increasing linear algebra complexity, CP/PARAFAC, DEDICOM and PARATUCK2:

- ALS, Alternating Least Squares [25, 26];

- SGD, Gradient Descent [11];
- NAG, Nesterov Accelerated Gradient [16];
- Adam [13];
- RMSProp [24];
- SAGA [17];
- AdaGrad [12];
- CP-OPT and the Non-linear Conjugate Gradient (NCG) [19, 27];
- L-BFGS [29] inherited from BFGS [30–33].

**Data Availability and Code Availability** We highlight VecHGrad using popular data sets including CIFAR10, CIFAR100, MNIST, LFW and COCO. All the data sets are available online. Each data set has different intrinsic characteristics such as the size or the sparsity. A quick overview of the data set features is presented in table 1. We chose to use different data sets as the performance of the different optimizers might vary slightly depending on the data. Therefore, the overall conclusion of the experiments is independent of one particular data set. Furthermore, for the sake of the reproducibility of the experiments, the implementation and the code of the experiments are available on GitHub<sup>4</sup>.

**Experimental Setup** In our experiments, we use the standard parameters for the popular ML and DL gradient optimization methods. We use  $\eta = 10^{-4}$  for SGD,  $\gamma = 0.9$  and  $\eta = 10^{-4}$  for NAG,  $\beta_1 = 0.9, \beta_2 = 0.999, \epsilon = 10^{-8}$  and  $\eta = 0.001$  for Adam,  $\gamma = 0.9, \eta = 0.001$  and  $\epsilon = 10^{-8}$  for RMSProp,  $\eta = 10^{-4}$  for SAGA,  $\eta = 0.01$  and  $\epsilon = 10^{-8}$  for AdaGrad. We use the Hestenes-Stiefel update [34] for the NCG resolution. Furthermore, the convergence criteria is reached when  $f^{i+1} - f^i \leq 0.001$  or when a maximum number of iteration is reached. We use 100,000 iterations for gradient-free methods, 10,000 iterations for gradient methods and 1,000 iterations for Hessian-based methods. Additionally, we fixed the number of iterations to 20 for the VecHGrad’s inner CG loop, used to determine the descent direction. We invite the reader to review the code available on GitHub<sup>4</sup> for further knowledge about the parameters used. The simulations are conducted on a server with 50 Intel Xeon E5-4650 CPU cores and 50GB of RAM. All the resolution schemes have been implemented in Julia and are compatible for the ArrayFire GPU accelerator library.

**Results and Discussions** We challenge VecHGrad against popular ML gradient descent algorithms since it offers a strong benchmark for performance. Additionally, we compare VecHGrad with popular methods inherited from linear algebra including ALS and NCG.

First, we perform an experiment to highlight visually the strengths of each of the optimization algorithms, aforementioned. The figure 4 depicts resulting error of the loss function of each of the methods at convergence for the PARATUCK2 tensor decomposition. We voluntarily chose latent components to make the numerical optimization difficult since we are interested to highlight the differences

<sup>4</sup> The code is available at <https://github.com/dagrate/vechgrad>.



**Fig. 4.** Visual simulation of the accuracy at convergence of the different optimizers for the PARATUCK2 decomposition. The accuracy at convergence is highlighted by how blurry the image is (the less blurry, the better). The popular gradient optimizers AdaGrad, NAG and SAGA failed to converge to a solution close to the original image, contrarily to VecHGrad or RMSProp.

of convergence for complex optimization, and not to reproduce a good image quality. The error of the loss function, or how accurate a method is, is reflected by how blurry the picture is. The less the image is blurry, the lower the loss function error at convergence. As it can be noticed, some numerical methods, including ALS, RMSProp or VecHGrad, offer the best observable image quality at convergence, given our choice of parameters. However, other popular schemes, including NAG and SAGA, fail to converge to a solution resulting in a noisy image, far from being close to the original image.

In a second experiment, we compare in the tables 2 and 3 the loss function errors and the calculation times of the numerical optimization methods on five ML data sets for the three tensor decomposition aforementioned. Both the loss function errors and the calculation times are computed based on the mean of the loss function errors and the mean of the calculation times over all batches. As it can be observed, the numerical schemes of the NAG, SAGA and AdaGrad algorithms fail to minimize the error of the loss function accurately. Furthermore, it has to be mentioned that the ALS scheme offers a good compromise between the resulting errors and the required calculation times, explaining its major success across tensor decomposition applications. The gradient descent optimizers, Adam and RMSProp, and the Hessian based optimizers, VecHGrad and L-BFGS, are capable to minimize the most accurately the loss function. The NCG method achieves satisfying errors for the CP and the DEDICOM decomposition but its performance decreases significantly when trying to solve the complex PARATUCK2 decomposition. Surprisingly, the calculation times of the Adam and RMSProp gradient descents are greater than the calculation times of VecHGrad. VecHGrad is capable to outperform the gradient descent schemes on both accuracy and speed thanks to the use of the vector Hessian approximation, inherited from gradient information, and its adaptive line search. Therefore, we

**Table 1.** Description of the data sets used (K: thousands).

Data Set	Labels	Size	Batch Size
CIFAR-10	image $\times$ pixels $\times$ pixels	50K $\times$ 32 $\times$ 32	64
CIFAR-100	image $\times$ pixels $\times$ pixels	50K $\times$ 32 $\times$ 32	64
MNIST	image $\times$ pixels $\times$ pixels	60K $\times$ 28 $\times$ 28	64
COCO	image $\times$ pixels $\times$ pixels	123K $\times$ 64 $\times$ 64	32
LFW	image $\times$ pixels $\times$ pixels	13K $\times$ 64 $\times$ 64	32

can conclude that VecHGrad is capable to solve accurately and efficiently complex numerical optimizations, including complex tensor decomposition, whereas some popular machine learning gradient descents fail.

## 5 Conclusion

Because of evolving techniques around numerical optimization methods and preconditioning methods applicable to machine learning and complex optimizations, we introduced VecHGrad, a Vector Hessian Gradient optimization method, to solve accurately complex objective minimization problems. VecHGrad uses partial information of the second derivative and a strong Wolfe’s line search to ensure faster convergence. We discuss its relation with the standard Newton’s method. We conducted experiments on five real world data sets, CIFAR10, CIFAR100, MNIST, COCO and LFW, very popular in machine learning and deep learning. We strongly emphasized our experiments with the machine learning optimization schemes since VecHGrad can be easily applied to the machine learning error minimization problems. We highlighted that VecHGrad is capable to outperform the accuracy of the widely used gradient based resolution methods such as Adam, RMSProp or Adagrad, on three different tensor decomposition, CP, DEDICOM and PARATUCK2, offering different levels of linear algebra complexity. Surprisingly, the runtime of the gradient based and the Hessian based optimization methods were similar because the runtime per step of the gradient based methods was slightly faster but their convergence per step was lower. Therefore, gradient based optimization methods required more iterations to converge. Furthermore, the accuracy performance of some popular schemes, such as NAG, was fairly poor while requiring a similar runtime than the other methods. Future work will concentrate on the influence of the adaptive line search. Effectively, we observed that the performance of the algorithms is strongly correlated to the performance of the the adaptive line search optimization. Simultaneously, we will look to reduce the memory cost of the adaptive line search as it has a crucial impact for a GPU implementation. Finally, we will also address a Python and a PyTorch public implementation to answer the need of the machine learning and deep learning community.

**Table 2.** Mean of the loss function errors at convergence over all batches. The lower, the better (best result in bold).

Decomposition	Optimizer	CIFAR-10	CIFAR-100	MNIST	COCO	LFW
CP	ALS	318.667	428.402	897.766	485.138	4792.605
CP	SGD	2112.904	2825.710	2995.528	3407.415	7599.458
CP	NAG	4338.492	5511.272	4916.003	8187.315	18316.589
CP	Adam	1578.225	2451.217	1631.367	2223.211	6644.167
CP	RMSProp	127.961	128.137	200.002	86.792	4205.520
CP	SAGA	4332.879	5501.528	4342.708	6327.580	13242.181
CP	AdaGrad	3142.583	4072.551	2944.768	4921.861	10652.488
CP	NCG	41.990	37.086	23.320	76.478	4130.942
CP	L-BFGS	195.298	525.279	184.906	596.160	4893.815
CP	VecHGrad	<b>≤ 0.100</b>	<b>≤ 0.100</b>	<b>≤ 0.100</b>	<b>≤ 0.100</b>	<b>≤ 0.100</b>
DEDICOM	ALS	1350.991	1763.718	1830.830	1894.742	3193.685
DEDICOM	SGD	435.780	456.051	567.503	406.760	511.093
DEDICOM	NAG	4349.151	5722.073	4415.687	6325.638	9860.454
DEDICOM	Adam	579.723	673.316	575.341	743.977	541.515
DEDICOM	RMSProp	63.795	236.974	96.240	177.419	33.224
DEDICOM	SAGA	4285.512	5577.981	4214.771	5797.562	8128.724
DEDICOM	AdaGrad	1962.966	2544.436	1452.278	2851.649	3033.965
DEDICOM	NCG	550.554	321.332	171.181	583.430	711.549
DEDICOM	L-BFGS	423.802	561.689	339.284	435.188	511.620
DEDICOM	VecHGrad	<b>≤ 0.100</b>	<b>≤ 0.100</b>	<b>≤ 0.100</b>	<b>≤ 0.100</b>	<b>≤ 0.100</b>
PARATUCK2	ALS	408.724	480.312	1028.250	714.623	658.284
PARATUCK2	SGD	639.556	631.870	1306.869	648.962	495.188
PARATUCK2	NAG	4699.058	6046.024	5168.824	8205.223	14546.438
PARATUCK2	Adam	512.725	680.653	591.156	594.687	615.731
PARATUCK2	RMSProp	133.416	145.766	164.709	134.047	174.769
PARATUCK2	SAGA	4665.435	5923.178	4934.328	6350.172	8847.886
PARATUCK2	AdaGrad	1775.433	2310.402	1715.316	2752.348	2986.919
PARATUCK2	NCG	772.634	1013.032	270.288	335.532	15181.961
PARATUCK2	L-BFGS	409.666	522.158	464.259	467.139	416.761
PARATUCK2	VecHGrad	<b>≤ 0.100</b>	<b>≤ 0.100</b>	<b>≤ 0.100</b>	<b>≤ 0.100</b>	<b>≤ 0.100</b>

## References

1. Globerson, A., Chechik, G., Pereira, F., Tishby, N.: Euclidean embedding of co-occurrence data. *Journal of Machine Learning Research* **8**(Oct), 2265–2295 (2007)
2. Zhou, S., Erfani, S.M., Bailey, J.: Online cp decomposition for sparse tensors **1** (2018)
3. Kolda, T.G., Bader, B.W.: Tensor decompositions and applications. *SIAM review* **51**(3) (2009)
4. Carroll, J.D., Chang, J.J.: Analysis of individual differences in multidimensional scaling via an n-way generalization of eckart-young decomposition. *Psychometrika* **35**(3) (1970)
5. Harshman, R.A.: Foundations of the parafac procedure: Models and conditions for an explanatory multimodal factor analysis (1970)
6. Bader, B.W., Harshman, R.A., Kolda, T.G.: Temporal analysis of semantic graphs using asalsan. In: *Data Mining, 2007. ICDM 2007. Seventh IEEE International Conference on. IEEE* (2007)

**Table 3.** Mean calculation times (sec.) to reach convergence over all batches.

Decomposition	Optimizer	CIFAR-10	CIFAR-100	MNIST	COCO	LFW
CP	ALS	5.289	4.584	2.710	5.850	4.085
CP	SGD	1060.455	1019.432	0.193	2335.060	6657.985
CP	NAG	280.432	256.196	0.400	1860.660	1.317
CP	Adam	2587.467	2771.068	2062.562	6667.673	6397.708
CP	RMSProp	2013.424	2620.088	2082.481	5588.660	4975.279
CP	SAGA	1141.374	1160.775	0.191	3504.593	3692.471
CP	AdaGrad	1768.562	2324.147	959.408	3729.306	6269.536
CP	NCG	315.132	165.983	4.910	778.279	716.355
CP	L-BFGS	2389.839	2762.555	2326.405	5936.053	5494.634
CP	VecHGrad	200.417	583.117	644.445	1128.358	1866.799
DEDICOM	ALS	21.280	70.820	14.469	55.783	158.946
DEDICOM	SGD	1826.214	1751.355	1758.625	1775.100	1145.594
DEDICOM	NAG	30.847	25.820	240.587	43.003	49.518
DEDICOM	Adam	2105.825	2128.626	1791.295	2056.036	1992.987
DEDICOM	RMSProp	1233.237	1129.172	993.429	1140.844	1027.007
DEDICOM	SAGA	27.859	30.970	64.440	28.319	32.154
DEDICOM	AdaGrad	196.208	266.057	1856.267	2020.417	2027.370
DEDICOM	NCG	2524.762	644.067	236.868	1665.704	4219.446
DEDICOM	L-BFGS	1568.677	1519.808	1209.971	1857.267	1364.027
DEDICOM	VecHGrad	592.688	918.439	412.623	607.254	854.839
PARATUCK2	ALS	225.952	209.978	230.392	589.437	625.668
PARATUCK2	SGD	1953.609	2625.722	2067.727	3002.172	2745.380
PARATUCK2	NAG	48.468	48.724	285.679	76.811	72.068
PARATUCK2	Adam	2628.211	2657.387	2081.996	2719.519	2709.638
PARATUCK2	RMSProp	1407.752	1156.370	1092.156	1352.057	1042.899
PARATUCK2	SAGA	74.248	70.952	120.861	71.398	86.682
PARATUCK2	AdaGrad	2595.478	2626.939	2073.777	292.564	2795.260
PARATUCK2	NCG	150.196	1390.013	928.071	1586.523	82.701
PARATUCK2	L-BFGS	2780.658	2656.062	2188.253	3522.249	2822.661
PARATUCK2	VecHGrad	885.246	1149.594	1241.425	1075.570	1222.827

7. Harshman, R.A., Lundy, M.E.: Uniqueness proof for a family of models sharing features of tucker’s three-mode factor analysis and parafac/candecomp. *Psychometrika* **61**(1) (1996)
8. Charlier, J.H.J., Falk, E., Hilger, J., et al.: User-device authentication in mobile banking using aphen for paratuck2 tensor decomposition. In: 2018 IEEE International Conference on Data Mining Workshops (ICDMW). IEEE (2018)
9. Robbins, H., Monro, S.: <sup>a</sup>a stochastic approximation method, <sup>o</sup> annals math. Statistics **22**, 400–407 (1951)
10. Kiefer, J., Wolfowitz, J., et al.: Stochastic estimation of the maximum of a regression function. *The Annals of Mathematical Statistics* **23**(3), 462–466 (1952)
11. Wright, S., Nocedal, J.: Numerical optimization. Springer Science **35**(67-68) (1999)
12. Duchi, J., Hazan, E., Singer, Y.: Adaptive subgradient methods for online learning and stochastic optimization. *Journal of Machine Learning Research* **12**(Jul), 2121–2159 (2011)
13. Kingma, D.P., Ba, J.: Adam: A method for stochastic optimization. arXiv preprint arXiv:1412.6980 (2014)
14. Gonen, A., Shalev-Shwartz, S.: Faster sgd using sketched conditioning. arXiv preprint arXiv:1506.02649 (2015)

15. Pilanci, M., Wainwright, M.J.: Newton sketch: A near linear-time optimization algorithm with linear-quadratic convergence. *SIAM Journal on Optimization* **27**(1), 205–245 (2017)
16. Nesterov, Y., et al.: Gradient methods for minimizing composite objective function (2007)
17. Defazio, A., Bach, F., Lacoste-Julien, S.: Saga: A fast incremental gradient method with support for non-strongly convex composite objectives. In: *Advances in neural information processing systems*. pp. 1646–1654 (2014)
18. Gupta, V., Koren, T., Singer, Y.: Shampoo: Preconditioned stochastic tensor optimization. *arXiv preprint arXiv:1802.09568* (2018)
19. Acar, E., Dunlavy, D.M., Kolda, T.G.: A scalable optimization approach for fitting canonical tensor decompositions. *Journal of Chemometrics* **25**(2) (2011)
20. Boyd, S., Vandenberghe, L.: *Convex optimization*. Cambridge university press (2004)
21. Nesterov, Y.: *Introductory lectures on convex optimization: A basic course*, vol. 87. Springer Science & Business Media (2013)
22. Harshman, R.A.: Models for analysis of asymmetrical relationships among n objects or stimuli. In: *First Joint Meeting of the Psychometric Society and the Society of Mathematical Psychology*, Hamilton, Ontario, 1978 (1978)
23. Schittkowski, K.: Nlpqlp: A new fortran implementation of a sequential quadratic programming algorithm for parallel computing. Report, Department of Mathematics, University of Bayreuth (2001)
24. Hinton, G., Srivastava, N., Swersky, K.: Rmsprop: Divide the gradient by a running average of its recent magnitude. *Neural networks for machine learning*, Coursera lecture 6e (2012)
25. Bro, R.: *Multi-way analysis in the food industry: models, algorithms, and applications*. Ph.D. thesis, Københavns UniversitetKøbenhavns Universitet, LUKKET: 2012 Det Biovidenskabelige Fakultet for Fødevarer, Veterinærmedicin og NaturressourcerFaculty of Life Sciences, LUKKET: 2012 Institut for FødevarevidenskabDepartment of Food Science, LUKKET: 2012 Kvalitet og TeknologiQuality & Technology (1998)
26. Charlier, J., Hilger, J., et al.: Non-negative paratuck2 tensor decomposition combined to lstm network for smart contracts profiling. In: *Big Data and Smart Computing (BigComp)*, 2018 IEEE International Conference on. pp. 74–81. IEEE (2018)
27. Acar, E., Kolda, T.G., Dunlavy, D.M.: All-at-once optimization for coupled matrix and tensor factorizations. *arXiv preprint arXiv:1105.3422* (2011)
28. Maehara, T., Hayashi, K., Kawarabayashi, K.i.: Expected tensor decomposition with stochastic gradient descent. In: *AAAI*. pp. 1919–1925 (2016)
29. Liu, D.C., Nocedal, J.: On the limited memory bfgs method for large scale optimization. *Mathematical programming* **45**(1-3), 503–528 (1989)
30. Broyden, C.G.: The convergence of a class of double-rank minimization algorithms 1. general considerations. *IMA Journal of Applied Mathematics* **6**(1), 76–90 (1970)
31. Fletcher, R.: A new approach to variable metric algorithms. *The computer journal* **13**(3), 317–322 (1970)
32. Goldfarb, D.: A family of variable-metric methods derived by variational means. *Mathematics of computation* **24**(109), 23–26 (1970)
33. Shanno, D.F.: Conditioning of quasi-newton methods for function minimization. *Mathematics of computation* **24**(111), 647–656 (1970)
34. Hestenes, M.R., Stiefel, E.: *Methods of conjugate gradients for solving linear systems*, vol. 49. NBS Washington, DC (1952)