

Charmed hadron production in an improved quark coalescence model

Sungtae Cho*

Division of Science Education, Kangwon National University, Chuncheon 24341, Korea

Kai-Jia Sun† and Che Ming Ko‡

*Cyclotron Institute and Department of Physics and Astronomy,
Texas A&M University, College Station, Texas 77843, USA*

Su Houn Lee§

Institute of Physics and Applied Physics, Yonsei University, Seoul 120-749, Korea.

Yongseok Oh¶

*Department of Physics, Kyungpook National University, Daegu 41566, Korea and
Asia Pacific Center for Theoretical Physics, Pohang, Gyeongbuk 37673, Korea*

(Dated: December 15, 2024)

We study the production of charmed hadrons D^0 and Λ_c^+ in relativistic heavy-ion collisions using an improved quark coalescence model. In particular, we extend the usual coalescence model by letting a produced hadron to have the same velocity as the center-of-mass velocity of coalesced constituent quarks during hadronization to take into account the effect of collective flow in produced quark-gluon plasma. This results in a shift of charmed resonances of higher masses to larger transverse momenta (p_T). Requiring all charm quarks of very low p_T to be converted to hadrons via coalescence and letting charm quarks not undergoing coalescence to hadronize by independent fragmentation, we obtain a good description of the measured yield ratio Λ_c^+/D^0 as a function of p_T in Au + Au collisions at $\sqrt{s_{NN}} = 200$ GeV by the STAR Collaboration at the Relativistic Heavy Ion Collider.

PACS numbers: 25.75.-q, 25.75.Dw

I. INTRODUCTION

The main goal of relativistic heavy-ion collisions, such as those being carried out at Relativistic Heavy-Ion Collider (RHIC) and Large Hadron Collider (LHC), is to explore the phase diagram of Quantum Chromodynamics, especially the properties of deconfined quark-gluon plasma (QGP) that could be created in these collisions, and its transition to hadronic matter [1, 2]. Although the bulk properties of the created QGP are governed by light quarks and gluons, the rare heavy charm and bottom quarks produced in ultra-relativistic heavy ion collisions are also useful probes of its properties [3–18]. Studying resulting charmed and bottom hadrons, such as the D mesons and Λ_c , Σ_c , Ξ_c baryons in relativistic heavy ion collisions, has thus been a topic of great interests [19, 20]. In recent experiments by the STAR Collaboration, the transverse moment spectrum of D^0 mesons and also the Λ_c/D^0 ratio from Au + Au collisions have been measured [21–24]. In particular, the experimental data from collisions at 10-80% centrality shows $\Lambda_c^+/D^0 \simeq 0.8$ –1.1 for $3 < p_T < 6$ GeV, which

is a very large enhancement compared to the value predicted from the fragmentation of charm quarks or from the PYTHIA results for $p + p$ collisions [25, 26]. Such a ratio is also much larger than the predictions for the integrated yield within the the statistical hadronization model, where $\Lambda_c^+/D^0 \simeq 0.25 - 0.3$ [27–29].

Similar enhancements of the baryon to meson ratios of hadrons consisting of light and strange quarks in relativistic heavy ion collisions compared to those from $p + p$ collisions were previously seen in experiments at RHIC [30–33], and they were successfully explained in terms of the quark coalescence model for the production of hadrons of intermediate momenta [34–38]. Extending the quark coalescence model to charm quarks, it was shown in Refs. [39, 40] that the Λ_c^+/D^0 ratio in relativistic heavy ion collisions is also enhanced when compared with that in $p + p$ collisions at the same energy. An improved study using a more realistic charm quark spectrum was later carried out in Ref. [19]. The predicted ratio Λ_c^+/D^0 at $p_T \sim 6$ GeV from this study is found to be about 0.4, which is still a factor of two smaller than the measured value in recent STAR experiments.

In the present study, we improve the model used in Ref. [40] by not only employing a more realistic charm quark spectrum but also extending the usual quark coalescence model to take into account the flow effect in relativistic heavy ion collisions on produced heavy particles. In the usual coalescence model, such as the one employed in Refs. [19, 40], the transverse momentum of a produced

* sungtae.cho@kangwon.ac.kr

† Corresponding author: kjsun@tamu.edu

‡ ko@comp.tamu.edu

§ suhoun@yonsei.ac.kr

¶ yohphy@knu.ac.kr

hadron is given a momentum that is equal to the total momentum of coalescence quarks, although its formation probability is evaluated using the Wigner function of the hadron in the center of mass of these quarks. As a result, hadrons of different masses formed from these quarks all have same momentum, which is in contrast with the hydrodynamical picture that hadrons of larger masses are shifted to higher transverse momentum as a result of collective flow. To include this effect, in the present study, we let the produced hadron to have the same velocity as the center-of-mass of coalesced constituent quarks, and we evaluate the momentum of a hadron as the product of its mass and this velocity. In this modified coalescence model, the momenta of produced hadrons, in particular, resonances of large masses are increased by the effect of parton collective flow. With this new approach, we obtain a good description of the measured D^0 momentum spectrum, and the predicted Λ_c^+/D^0 ratio as a function of p_T is also in a nice agreement with the available data at RHIC. In addition, we find that the total yield ratio Λ_c^+/D^0 is around 0.64, and the ratio Λ_c^+/D^0 at $p_T = 8$ GeV can be as large as 0.6 which is much larger than the predictions from the previous studies reported in Refs. [19, 40].

This paper is organized as follows. In the next section, we describe the momentum spectra of both light and charm quarks adopted in the present study. In Sec. III, the improved quark coalescence model is introduced, which is followed by the discussion on the fragmentation to hadrons of charm quarks that are not consumed for hadron production via coalescence. Results on the charmed meson and baryon transverse momentum spectra as well as the Λ_c^+/D^0 ratio are then given in Sec. V and compared with the available data from RHIC. Section VI contains the conclusion of the present study.

II. QUARK MOMENTUM SPECTRA

A. Light quark momentum spectra

For the light quark momentum spectra used in the present study, we adopt a similar approach employed in Ref. [40] by employing a more realistic one of Ref. [19]. Specifically, the longitudinal momentum distribution of light quark is assumed to be boost-invariant in the range of $y \in (-0.5, +0.5)$. To take into account the collective flow of quark-gluon plasma, we assume that the partons have a radial flow profile of $\beta_T(r_T) = \beta_{\max} r_T/R$ in the transverse plane of a heavy ion collision, where R is the transverse radius of the quark-gluon plasma at hadronization. The transverse momentum distribution of light quarks is further assumed to be a thermal one of temperature $T = 165$ MeV, which leads to

$$\frac{dN_{q,\bar{q}}}{d^2p_T} = \frac{g_{q,\bar{q}} \tau m_T \xi_{q,\bar{q}}}{(2\pi)^3} \int \exp\left(-\frac{\gamma_T(m_T - p_T \cdot \beta_T)}{T}\right) d^2r_T, \quad (1)$$

parameters	N_u	N_s	V (fm ³)	T (MeV)	β_{\max}
RHIC	240	140	1000.0	165	0.5

TABLE I. Up quark number N_u , strange quark number N_s , volume V , temperature T , and flow velocity β_{\max} of QGP produced at mid-rapidity of central Au + Au collisions at $\sqrt{s_{NN}} = 200$ GeV. The number of d quarks as well as those of u and d antiquarks are the same as that of u quarks.

where the spin-color degeneracy of light quarks and antiquarks are $g_q = g_{\bar{q}} = 6$. The quark and antiquark fugacities denoted by $\xi_{q,\bar{q}}$ are determined by their total numbers, and $m_T = \sqrt{p_T^2 + m_{q,\bar{q}}^2}$ is the transverse mass with $m_{q,\bar{q}}$ denoting the constituent light quark and strange quark masses of 300 MeV and 475 MeV, respectively. The parameters for describing the fireball of hadronizing quark-gluon plasma and light quarks are summarized in Table I, of which values are very similar to those used in Ref. [19].

B. Charm quark momentum spectrum

For the charm quark momentum spectrum in heavy ion collisions at RHIC, we use the one parametrized in Ref. [19], which is based on the results from a transport model study of charm quark energy loss and flow. It has the form of

$$\frac{dN_c}{d^2p_T} = \begin{cases} a_0 \exp[-a_1 p_T^{a_2}], & p_T \leq p_0 \\ a_0 \exp[-a_1 p_T^{a_2}] + a_3 (1 + p_T^{a_4})^{-a_5}, & p_T > p_0 \end{cases} \quad (2)$$

where $p_0 = 1.85$ GeV and the values of the parameters from a_0 to a_5 are given in Table II. They are slightly different from those of Ref. [19] to achieve a better description of the measured D^0 spectrum at large transverse momentum. Integrating the above transverse momentum spectrum gives the total number of heavy quarks of $dN_c/dy \simeq 2.1$ at the kinematic region of RHIC. For the charm quark mass, we use $m_c = 1.5$ GeV in the present study.

RHIC	a_0	a_1	a_2	a_3	a_4	a_5
$p_T \leq p_0$	0.69	1.15	1.57	—	—	—
$p_T \geq p_0$	1.08	3.04	0.71	9.914	2.5	3.48

TABLE II. Parameters used in the parametrization of charm quark transverse momentum spectrum at mid-rapidity of central Au + Au collisions at $\sqrt{s_{NN}} = 200$ GeV.

III. QUARK COALESCENCE

The spatial distributions of quarks are assumed to be uniformly distributed in the hadronized QGP, and are taken to be fire cylinders of volume V . Taking the Wigner function of hadrons to be Gaussian in space and in momentum, we then integrate out the spatial part of the coalescence formula as in Ref. [40], which gives the transverse momentum spectrum of produced heavy mesons of certain species as

$$\frac{dN_M}{d\mathbf{p}_M} = g_M \frac{(2\sqrt{\pi}\sigma)^3}{V} \int d\mathbf{p}_1 d\mathbf{p}_2 \frac{dN_1}{d\mathbf{p}_1} \frac{dN_2}{d\mathbf{p}_2} \times \exp(-\mathbf{k}^2 \sigma^2) \delta(\mathbf{p}'_M - \mathbf{p}'_1 - \mathbf{p}'_2), \quad (3)$$

where g_M is the statistical factor for colored spin-1/2 quark and antiquark to form a color neutral meson, e.g., $g_{D^0} = 1/36$ and $g_{D^{*0}} = 1/12$ for D^0 and D^{*0} , respectively. Here, \mathbf{p}'_M , \mathbf{p}'_1 , and \mathbf{p}'_2 are the transverse momenta of produced heavy meson, heavy quark, and light quark, respectively, defined in the center-of-mass frame of the heavy meson. The δ -function in the above equation ensures the momentum conservation. The relative transverse momentum \mathbf{k} between the heavy quark and light antiquark is defined as

$$\mathbf{k} = \frac{1}{m_1 + m_2} (m_2 \mathbf{p}'_1 - m_1 \mathbf{p}'_2), \quad (4)$$

where $m_{1,2}$ are the quark masses. The width parameter σ is related to the harmonic oscillator frequency ω by $\sigma = 1/\sqrt{\mu\omega}$ with $\mu = m_1 m_2 / (m_1 + m_2)$ being the reduced mass.

Similarly, the momentum spectrum of heavy baryons from the coalescence of a charm quark and two light quarks can be calculated from

$$\frac{dN_B}{d\mathbf{p}_B} = g_B \frac{(2\sqrt{\pi})^6 (\sigma_1 \sigma_2)^3}{V^2} \int d\mathbf{p}_1 d\mathbf{p}_2 d\mathbf{p}_3 \frac{dN_1}{d\mathbf{p}_1} \frac{dN_2}{d\mathbf{p}_2} \frac{dN_3}{d\mathbf{p}_3} \times \exp(-\mathbf{k}_1^2 \sigma_1^2 - \mathbf{k}_2^2 \sigma_2^2) \delta(\mathbf{p}'_B - \mathbf{p}'_1 - \mathbf{p}'_2 - \mathbf{p}'_3), \quad (5)$$

where the index 3 refers to the heavy quark and indices 1 and 2 refer to light quarks, and g_B is the statistical factor, which, for example, is $1/108$ for Λ_c . The relative transverse momenta are defined as

$$\mathbf{k}_1 = \frac{1}{m_1 + m_2} (m_2 \mathbf{p}'_1 - m_1 \mathbf{p}'_2),$$

$$\mathbf{k}_2 = \frac{1}{m_1 + m_2 + m_3} [m_3 (\mathbf{p}'_1 + \mathbf{p}'_2) - (m_1 + m_2) \mathbf{p}'_3]. \quad (6)$$

The width parameters σ_i are related to the oscillator parameter ω by $\sigma_i = 1/\sqrt{\mu_i \omega}$ with

$$\mu_1 = \frac{m_1 m_2}{m_1 + m_2}, \quad \mu_2 = \frac{(m_1 + m_2) m_3}{m_1 + m_2 + m_3}. \quad (7)$$

To take into account the flow effect on a produced heavy hadron, we take its velocity to be the same as the center-of-mass velocity of coalescing quarks. In this case, heavy resonances with large masses would have large transverse momenta in the fireball frame of the expanding QGP, which is consistent with the hydrodynamic picture, namely, the additional momenta acquired by particles due to the collective flow are larger if their masses are higher. This effect has been neglected in the conventional coalescence model of Refs. [19, 40], in which the transverse momentum spectrum of produced particles is independent of mass. The present approach is thus more appropriate for studying the production of massive resonances.

IV. CHARM QUARK FRAGMENTATION

As in Refs. [19, 40], charm quarks that are not used for producing hadrons via coalescence with light quarks are assumed to be converted to hadrons by fragmentation. In terms of the fragmentation probability $P_{\text{frag}}(p_T) = 1 - P_{\text{coal}}(p_T)$ of a charm quark of transverse momentum p_T , where $P_{\text{coal}}(p_T)$ is its probability to coalesce with light quarks, the momentum spectrum of certain hadron species from the fragmentation of non-coalesced charm quarks is given by

$$\frac{dN_{\text{had}}}{d^2 p_T} = \sum \int dz P_{\text{frag}}(p_T) \frac{dN_{N_c}}{d^2 p_T} \frac{D_{\text{had}/c}(z, Q^2)}{z^2}, \quad (8)$$

where $z = p_{\text{had}}/p_c$ is the fraction of charm quark momentum carried by the hadron and $Q^2 = (p_{\text{had}}/2z)^2$ is the momentum scale for the fragmentation process. For the fragmentation function $D_{\text{had}/c}(z, Q^2)$, following Ref. [41], we use

$$D_{\text{had}}(z) \propto 1/\left[z \left(1 - \frac{1}{z} - \frac{\epsilon_c}{1-z}\right)^2\right] \quad (9)$$

with ϵ_c being a free parameter to fix the shape of the fragmentation function. In the present calculation, we choose $\epsilon_c = 0.006$ for D mesons and $\epsilon_c = 0.02$ for Λ_c baryons, which leads to the fragmentation branching ratios to D^0 , D^+ , D_s^+ , and Λ_c^+ to be 0.607, 0.196, 0.121, and 0.076, respectively [40].

V. RESULTS

As shown in Ref. [40], the contributions from resonances in the production of ground state hadrons should be taken into account. Tables III and IV summarize charmed hadrons considered in our calculations, including the ground states and the resonance states of D mesons, Λ_c , and Ξ_c baryons, as given in Particle Data Group [42]. For the branching ratio from Ξ_c^* and Ξ_c'

Meson	Mass (MeV)	$I(J)$		
$D^+ = \bar{d}c$	1869	$\frac{1}{2}(0)$		
$D^0 = \bar{u}c$	1865	$\frac{1}{2}(0)$		
$D_s^+ = \bar{s}c$	2011	$0(0)$		
Resonances			Decay modes	B.R.
$D^{*+} = \bar{d}c$	2010	$\frac{1}{2}(1)$	$D^0\pi^+$	68%
			D^+X	32%
$D^{*0} = \bar{u}c$	2007	$\frac{1}{2}(1)$	$D^0\pi^0$	62%
			$D^0\gamma$	38%
$D_s^{*+} = \bar{s}c$	2112	$0(1)$	D_s^+X	100%

TABLE III. Charmed mesons considered in the present study. The branching ratios (B.R.) of resonances are from Ref. [42].

Baryon	Mass (MeV)	$I(J)$		
$\Lambda_c^+ = udc$	2286	$0(\frac{1}{2})$		
$\Xi_c^+ = usc$	2467	$\frac{1}{2}(\frac{1}{2})$		
$\Xi_c^0 = dsc$	2470	$\frac{1}{2}(\frac{1}{2})$		
Resonances			Decay modes	B.R.
$\Sigma_c^0 = ddc$	2455	$1(\frac{1}{2})$	$\Lambda_c^+\pi^-$	100%
$\Sigma_c^+ = udc$	2455	$1(\frac{1}{2})$	$\Lambda_c^+\pi^0$	100%
$\Sigma_c^{*+} = uuc$	2455	$1(\frac{1}{2})$	$\Lambda_c^+\pi^+$	100%
$\Sigma_c^{*0} = ddc$	2520	$1(\frac{3}{2})$	$\Lambda_c^+\pi^-$	100%
$\Sigma_c^{*+} = udc$	2520	$1(\frac{3}{2})$	$\Lambda_c^+\pi^0$	100%
$\Sigma_c^{*++} = uuc$	2520	$1(\frac{3}{2})$	$\Lambda_c^+\pi^+$	100%
$\Xi_c^{*+} = usc$	2645	$\frac{1}{2}(\frac{3}{2})$	$\Xi_c^+\pi^0$	seen
$\Xi_c^{*0} = dsc$	2645	$\frac{1}{2}(\frac{3}{2})$	$\Xi_c^+\pi^-$	seen
$\Xi_c^{'+} = usc$	2580	$\frac{1}{2}(\frac{1}{2})$	$\Xi_c^+\gamma$	seen
$\Xi_c^{'0} = dsc$	2580	$\frac{1}{2}(\frac{1}{2})$	$\Xi_c^0\gamma$	seen

TABLE IV. Same as Table III but for charmed baryons.

baryons, which are not given in Ref. [42], they are assumed to decay 100% to Ξ_c baryons by strong or electromagnetic interactions.

Following Ref. [40], we first determine the harmonic oscillator frequency ω in the Wigner functions for D^0 and Λ_c^+ . The value of $\omega \approx 0.096$ GeV is determined for D^0 meson by fitting its transverse momentum spectrum to the data measured by STAR Collaboration. Figure 1 shows our results for the D_0 transverse momentum spectrum from quark coalescence (dashed line), fragmentation (dash-dotted line), and their sum (solid line). This shows that the contribution from quark coalescence dominates at $p_T < 10$ GeV while that of fragmentation takes over at p_T larger than around 10 GeV. This behavior is quite different from that obtained with conventional coalescence model in Ref. [19] where charm quark fragmentation contributes significantly already at $p_T > 3$ GeV.

Figure 2 shows the fragmentation probability (P_{frag}) of charmed quarks as a function of transverse momentum in central Au + Au collisions at $\sqrt{s_{NN}} = 200$ GeV. Al-

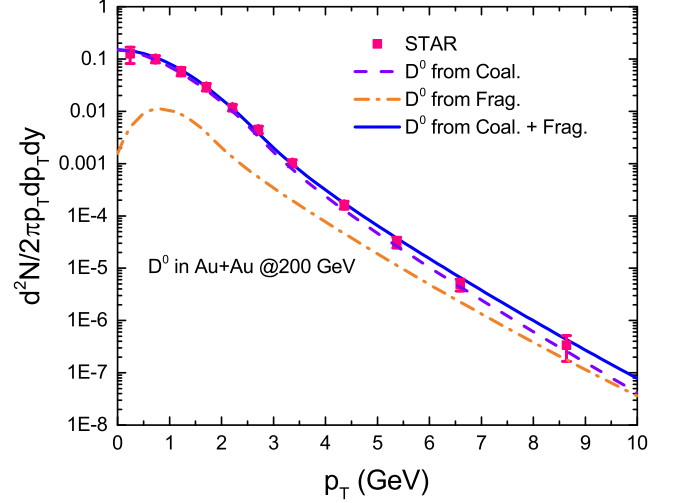


FIG. 1. Transverse momentum spectra of D^0 meson at mid-rapidity from Au + Au collisions at $\sqrt{s_{NN}} = 200$ GeV and (0–10%) centrality. Dashed and dotted lines refer to the D^0 spectrum from charm quark coalescence and fragmentation, respectively, and their sum is given by the solid line. The experimental data shown by solid squares are taken from Ref. [43].

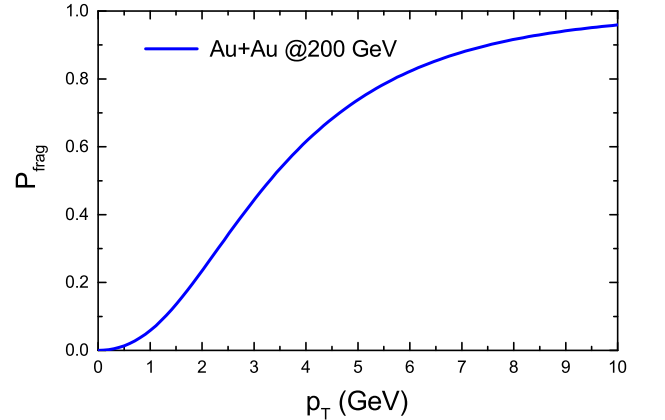


FIG. 2. Fragmentation probability of charm quark as a function of transverse momentum for central Au+Au collisions at $\sqrt{s_{NN}} = 200$ GeV and (0 – 10%) centrality.

though charm quarks with $p_T > 4$ GeV are more likely to hadronize by fragmentation than coalescence, only D_0 mesons of $p_T > 10$ GeV are mainly produced by charm quark fragmentation as presented in Fig. 1. This is because the charm quark in D^0 from coalescence (fragmentation) mainly comes from those with momentum smaller (larger) than that of D^0 .

We also compute the spectra of produced D_s^+ and D^+

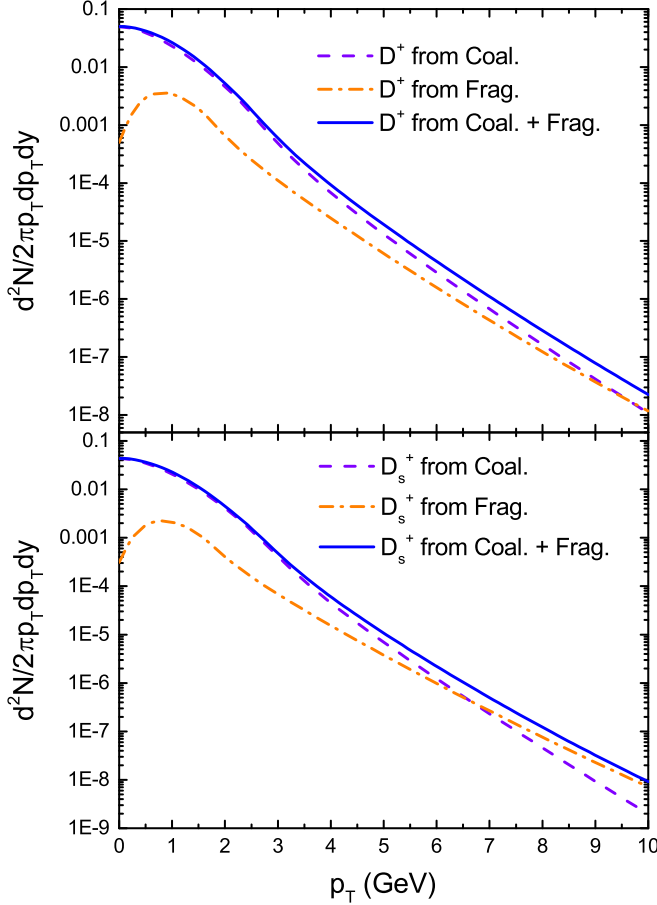


FIG. 3. Transverse momentum spectra of D^+ meson (upper panel) and D_s^+ (lower panel) mesons at $\sqrt{s_{NN}} = 200$ GeV and (0–10%) centrality. Dashed and dotted lines refer to the spectra from charm quark coalescence and fragmentation, respectively, and their sum is shown by the solid line.

mesons, and our results are presented in Fig. 3. It is found that the fragmentation contribution becomes dominant at $p_T > 7$ GeV for D_s^+ and at $p_T > 10$ GeV for D^+ . The yields of various charmed hadrons are summarized in Table V, which shows that the total number of charmed mesons is about 1.36 and the remaining charm quarks are converted to baryons rendering the total charmed baryon number being around 0.74.

Shown in Fig. 4 is the Λ_c^+ spectrum, which includes the spectrum from coalescence (dashed line), fragmen-

yield	D^0	D^+	D_s^+	Λ_c^+	Ξ_c
RHIC	0.85	0.275	0.236	0.547	0.175

TABLE V. Predictions for charmed hadron yields at RHIC energies.

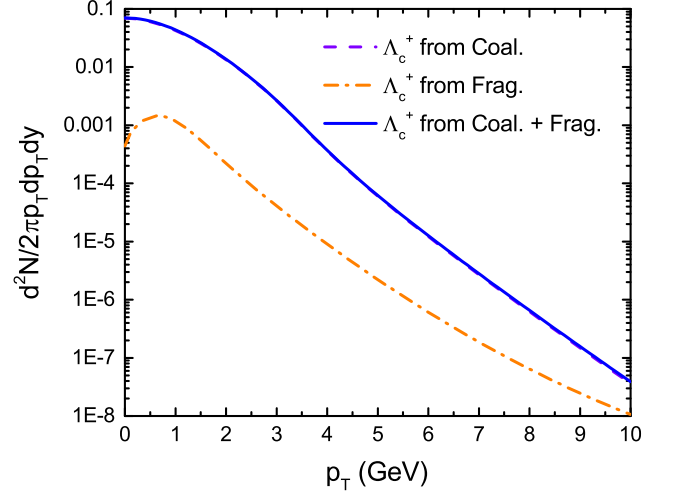


FIG. 4. Transverse momentum spectra of Λ_c^+ baryon in Au+Au collisions at $\sqrt{s_{NN}} = 200$ GeV and (0–10%) centrality. Dashed and dotted lines refer to the Λ_c^+ spectrum from coalescence and fragmentation, respectively, and the solid line is their sum.

tation (dash-dotted line), and their sum (solid line). These results are obtained with the oscillator parameter $\omega = 0.16$ GeV for Λ_c^+ and Ξ_c to ensure that the remaining charm quarks are all used in the production of charmed baryons. This leads to that the obtained yields of Λ_c^+ and Ξ_c are 0.547 and 0.175, respectively. Then the total integrated yield ratio Λ_c^+/D^0 becomes about 0.64, which is slightly large than the value of about 0.54 measured in $p + p$ collisions at $\sqrt{s} = 7$ TeV at LHC [20, 44].

In Fig. 5, we show the yield ratio Λ_c^+/D^0 as a function of transverse momentum in Au + Au collisions at $\sqrt{s_{NN}} = 200$ GeV and (0–10%) centrality. It is seen that the fragmentation contribution suppresses this ratio, and the results from the sum of coalescence and fragmentation contributions (dashed line) describe very well the experimental data of Ref. [24]. For $p_T \approx 6$ GeV, the ratio Λ_c^+/D^0 is predicted to be close to 1.0, which is much higher than the value of less than 0.4 obtained in Refs. [19, 40]. In particular, we find that the ratio Λ_c^+/D^0 at $p_T = 8$ GeV can be as large as 0.6, while it was predicted to be around 0.2 in Ref. [19].

Compared to the previous studies reported in Refs. [19, 40], the contribution from charm quark fragmentation in our approach is less important because of the flow effect, and this helps describe the ratio Λ_c^+/D^0 at p_T from 4 to 6 GeV. More interestingly, we note that the conventional quark coalescence approach without the flow effect gives very small a light or strange baryon to meson ratio at $p_T \sim 4 - 7$ GeV [38]. It would then be interesting to check whether our improved quark coalescence model can help resolve this discrepancy as well.

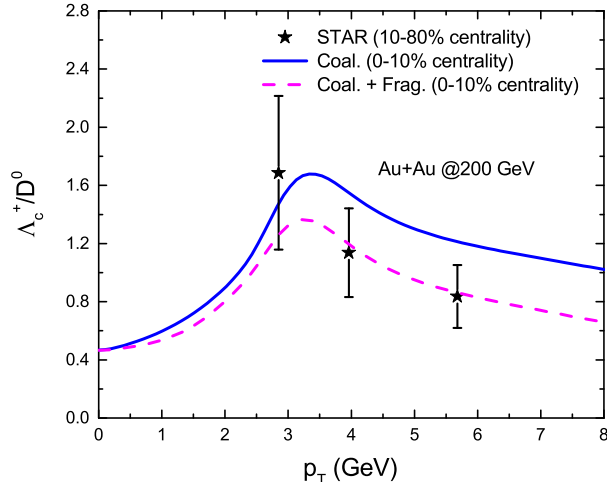


FIG. 5. The yield ratio Λ_c^+/D^0 as a function of transverse momentum for Au+Au collisions at $\sqrt{s_{NN}} = 200$ GeV. Solid and dashed lines refer to the ratio from only coalescence and the sum of fragmentation and coalescence processes at (0–10%) centrality. The experimental data from Ref. [24] for the (10–80%) centrality are shown by solid stars with combined statistical and systematic uncertainties.

VI. CONCLUSIONS

Using an improved quark coalescence model, which takes into account the effect of collective flow on the transverse momentum spectra of produced hadrons by

letting them to have the same velocity as the center-of-mass velocity of coalescing quarks, we have studied the transverse momentum spectra of charmed mesons and baryons as well as the Λ_c/D^0 ratio. By tuning the parameters in the quark coalescence model to use up all the charm quarks at $p_T \approx 0$ GeV and fragmenting the remaining charm quarks into charmed hadrons, we have obtained the ratio Λ_c^+/D^0 as a function of p_T that successfully describes the experimental data measured at RHIC. This is in contrast with the previous studies that did not include the effect of collective flow on charmed hadrons formed from quark coalescence, which significantly underestimated this ratio at $p_T > 4.5$ GeV. Compared to such conventional approach based on quark coalescence and fragmentation, the contribution from fragmentation is less emphasized in our new approach. As a result, we could predict a much larger value of Λ_c^+/D^0 at $p_T > 6$ GeV than the conventional approach, which can be further tested in future experiments. It would be also interesting to see whether this new approach can be applied to the study of baryon/meson ratios of light hadrons to resolve the issue of missing light baryons of $p_T \sim 4 - 7$ GeV in transverse momentum spectra [38].

ACKNOWLEDGMENTS

This work was supported in part by the US Department of Energy under Contract No. DE-SC0015266 and the Welch Foundation under Grant No. A-1358. The work of Y.O. was supported by the National Research Foundation of Korea under Grants No. NRF-2018R1D1A1B07048183 and NRF-2018R1A6A1A06024970.

-
- [1] B. V. Jacak and B. Muller, *Science* **337**, 310 (2012).
 - [2] E. Shuryak, *Rev. Mod. Phys.* **89**, 035001 (2017).
 - [3] O. Linnyk, E. L. Bratkovskaya, and W. Cassing, *Int. J. Mod. Phys. E* **17**, 1367 (2008).
 - [4] M. He, R. J. Fries, and R. Rapp, *Phys. Rev. Lett.* **110**, 112301 (2013).
 - [5] M. He, R. J. Fries, and R. Rapp, *Phys. Rev. C* **86**, 014903 (2012).
 - [6] J. Uphoff, O. Fochler, Z. Xu, and C. Greiner, *Phys. Lett. B* **717**, 430 (2012).
 - [7] S. Cao, G.-Y. Qin, and S. A. Bass, *Phys. Rev. C* **92**, 024907 (2015).
 - [8] M. Nahrgang, J. Aichelin, S. Bass, P. B. Gossiaux, and K. Werner, *Phys. Rev. C* **91**, 014904 (2015).
 - [9] F. Scardina, S. K. Das, V. Minissale, S. Plumari, and V. Greco, *Phys. Rev. C* **96**, 044905 (2017).
 - [10] S. K. Das, M. Ruggieri, F. Scardina, S. Plumari, and V. Greco, *J. Phys. G* **44**, 095102 (2017).
 - [11] S. K. Das, S. Plumari, S. Chatterjee, J. Alam, F. Scardina, and V. Greco, *Phys. Lett. B* **768**, 260 (2017).
 - [12] S. K. Das, F. Scardina, S. Plumari, and V. Greco, *Phys. Lett. B* **747**, 260 (2015).
 - [13] S. K. Das, F. Scardina, S. Plumari, and V. Greco, *Phys. Rev. C* **90**, 044901 (2014).
 - [14] L. Tolos, J. M. Torres-Rincon, and S. K. Das, *Phys. Rev. D* **94**, 034018 (2016).
 - [15] S. Cao, T. Luo, G.-Y. Qin, and X.-N. Wang, *Phys. Rev. C* **94**, 014909 (2016).
 - [16] A. Beraudo, A. De Pace, M. Monteno, M. Nardi, and F. Prino, *JHEP* **02**, 043 (2018).
 - [17] A. Beraudo, A. De Pace, M. Monteno, M. Nardi, and F. Prino, *Eur. Phys. J. C* **75**, 121 (2015).
 - [18] W. M. Alberico, A. Beraudo, A. De Pace, A. Molinari, M. Monteno, M. Nardi, and F. Prino, *Eur. Phys. J. C* **71**, 1666 (2011).
 - [19] S. Plumari, V. Minissale, S. K. Das, G. Coci, and V. Greco, *Eur. Phys. J. C* **78**, 348 (2018).
 - [20] M. He and R. Rapp, arXiv:1902.08889.
 - [21] X. Dong, *Nucl. Phys.* **A967**, 192 (2017).
 - [22] G. Xie for the STAR Collaboration, *Nucl. Phys.* **A967**, 928 (2017).
 - [23] L. Zhou for the STAR Collaboration, *Nucl. Phys.* **A967**, 620 (2017).
 - [24] G. Xie for the STAR Collaboration, arXiv:1812.09787.

- [25] M. Lisovsky, A. Verbytskyi, and O. Zenaiev, Eur. Phys. J. C **76**, 397 (2016).
- [26] T. Sjostrand, S. Mrenna, and P. Z. Skands, JHEP **05**, 026 (2006).
- [27] I. Kuznetsova and J. Rafelski, Eur. Phys. J. C **51**, 113 (2007).
- [28] A. Andronic, P. Braun-Munzinger, K. Redlich, and J. Stachel, Phys. Lett. B **659**, 149 (2008).
- [29] A. Andronic, P. Braun-Munzinger, K. Redlich, and J. Stachel, J. Phys. G **37**, 094014 (2010).
- [30] G. Agakishiev *et al.* (STAR Collaboration), Phys. Rev. Lett. **108**, 072302 (2012).
- [31] G. Agakishiev *et al.* (STAR Collaboration), Phys. Rev. Lett. **108**, 072301 (2012).
- [32] B. B. Abelev *et al.* (ALICE Collaboration), Phys. Rev. Lett. **111**, 222301 (2013).
- [33] B. B. Abelev *et al.* (ALICE Collaboration), Phys. Lett. B **736**, 196 (2014).
- [34] V. Greco, C. M. Ko, and P. Levai, Phys. Rev. Lett. **90**, 202302 (2003).
- [35] R. J. Fries, B. Muller, C. Nonaka, and S. A. Bass, Phys. Rev. Lett. **90**, 202303 (2003).
- [36] V. Greco, C. M. Ko, and P. Levai, Phys. Rev. C **68**, 034904 (2003).
- [37] R. J. Fries, V. Greco, and P. Sorensen, Ann. Rev. Nucl. Part. Sci. **58**, 177 (2008).
- [38] V. Minissale, F. Scardina, and V. Greco, Phys. Rev. C **92**, 054904 (2015).
- [39] S. H. Lee, K. Ohnishi, S. Yasui, I.-K. Yoo, and C.-M. Ko, Phys. Rev. Lett. **100**, 222301 (2008).
- [40] Y. Oh, C. M. Ko, S. H. Lee, and S. Yasui, Phys. Rev. C **79**, 044905 (2009).
- [41] C. Peterson, D. Schlatter, I. Schmitt, and P. M. Zerwas, Phys. Rev. D **27**, 105 (1983).
- [42] K. A. Olive *et al.* (Particle Data Group), Chin. Phys. **C38**, 090001 (2014).
- [43] J. Adam *et al.* (STAR Collaboration), Phys. Rev. C **99**, 034908 (2019).
- [44] S. Acharya *et al.* (ALICE Collaboration), JHEP **04**, 108 (2018).