

Search for isolated Galactic Centre stellar mass black holes in the IR and sub-mm range

P.B. Ivanov^{1*}, V. N. Lukash^{1†}, S. V. Pilipenko^{1‡}, and M. S. Pshirkov^{2,1§}

¹ *Astro Space Centre, P.N. Lebedev Physical Institute, 84/32 Profsoyuznaya Street, Moscow, 117810, Russia*

² *Sternberg Astronomical Institute, Lomonosov Moscow State University, Universitetskii Prospekt, 13, Moscow, 119234, Russia*

ABSTRACT

We investigate a possibility to find an accreting isolated black hole (IBH) with masses $1 - 100 M_{\odot}$ within Central Galactic Molecular Zone (CMZ) in submillimetre and IR spectral range with help of planned space observatories James Webb Space Telescope (JWST) and Millimetron (MM). We assume the spherical mode of accretion. We develop the simplest possible quantitative model of the formation of radiation spectrum in this range due to synchrotron emission which qualitatively agrees with much more complicated numerical models for expected values of accretion rate.

If a substantial fraction of LIGO events was caused by merger of primordial black holes, the JWST would be able to find them provided that there is a cusp in distribution of dark matter in the Galaxy and that the accretion efficiency parameter λ defined as the ratio of accretion rate onto IBH to its Bondi-Hoyle-Lyttleton value is larger than $\sim 10^{-2}$. A comparable amount of IBHs is also predicted by recent models of their formation due to stellar evolution. MM capabilities are hampered by the effect of confusion due to distant submillimetre galaxies, but it can also be used for such purposes provided that the confusion effect is properly dealt with. In case of efficient accretion with $\lambda \sim 1$ both instruments could detect IBHs with quite low number densities, down to 10^{-6} pc^{-3} .

Key words:

1 INTRODUCTION

Isolated stellar mass black holes (IBHs) can be either formed as a result of stellar evolution (see e.g. (Shapiro & Teukolsky 1983; Eldridge et al. 2011) and references therein) or be primordial (e.g. (Carr et al. 2016) and reference therein). Recently interest in finding such black holes has grown significantly since the first detection of gravitational wave signal GW150914 originated from a merger of two $\sim 30 M_{\odot}$ black holes followed by a number of several similar events. There are some arguments suggesting their primordial origin (Sasaki et al. 2016), who estimate dark matter fraction f^1 sufficient to explain the observed merger rate to be of the order of 10^{-3} .

Unlike black holes in binary systems IBH are expected to be quite dim. So far, several authors have investigated a possibility of their search through microlensing (e.g. (Bennett et al. 2002)), or observations in radio (e.g. (Gaggero et al. 2017; Maccarone 2005)), IR (e.g. (McDowell 1985; Campana & Pardi 1993)), optical (e.g. (Chisholm et al. 2003)) bands, X-rays (e.g. (Fujita et al. 1998; Agol & Kamionkowski 2002; Fender et al. 2013a; Gaggero et al. 2017; Hektor et al. 2018)) and gamma rays (e.g. (Armitage & Natarajan 1999)), see also references in those papers, with no confirmed candidates having yet been found.

Up to now only IBHs in the closest neighbourhood of the Sun or in the nearest molecular clouds have been considered as detectable sources, e.g. (Fender et al. 2013b). One of possible reason for non-detection of IBHs in these sites would be small spatial volumes of them not allowing to find objects with a low abundance. It is clear that much larger test volumes and new observational facilities with better sensitivities are needed for future attempts to observe IBHs.

A natural candidate for such site would be a region close to Galactic Centre, say, the central region with diameter

* E-mail: pbi20@cam.ac.uk (PBI)

† E-mail: lukash@asc.rssi.ru (VNL)

‡ E-mail: sergey.f77@gmail.com (SVP)

§ E-mail: pshirkov@sai.msu.ru (MSP), corresponding author

¹ $f = \rho_{PBH} / \rho_{DM}$, where ρ_{PBH} and ρ_{DM} are mass densities of primordial black holes and dark matter, respectively.

100 – 200 pc. At first, interstellar medium is sufficiently dense there, with number density of hydrogen of order of 10^2 cm^{-3} much larger than mean number density in our Galaxy $\sim 1 \text{ cm}^{-3}$, thus enhancing the accretion rate onto an IBH. Secondly, both recent calculations of spatial distribution of IBHs born as a result of stellar evolution (Tsuna et al. 2018), and the assumption that they are of primordial origin and should, accordingly, trace distribution of dark matter, suggest that they should concentrate near Galactic Centre (GC), thus pointing to this site as a natural place to look for IBHs.

A search of IBHs in GC is obstructed by its large distance from Earth and large expected average velocities of IBHs with respect to GC interstellar medium, $v \sim 200 \text{ km s}^{-1}$ ². However, the next decade will see launches of two space observatories with unprecedented sensitivities in IR and submillimetre range, namely, James Webb Space Telescope (JWST, see e.g. <https://www.jwst.nasa.gov/>) and Millimetron (MM, see e.g. <http://millimetron.ru/index.php/en/>, (Kardashev et al. 2014)). Both instruments will reach sensitivity limit order of 10^{-5} Jy , making it possible to detect extremely faint objects and thus suggesting them for a search of IBHs in GC.

It is the purpose of this paper to explore a possibility of detection of IBHs in GC with help of these observatories. Since the physics of accretion and formation of radiation spectrum in this waveband are rather poorly known we confine ourselves to the simplest quantitative model of accretion and production of radiation in an accreting IBH. Namely, we assume that accretion proceeds through the Bondi-Hoyle-Lyttleton (BHL) mechanism at a rate

$$\dot{M} = 4\pi\lambda \frac{G^2 M^2 \rho}{(v^2 + c_s^2)^{3/2}}, \quad (1)$$

where G is gravitational constant, M is mass of a black hole travelling at velocity v through interstellar medium of density ρ and sound speed c_s . λ is an efficiency factor, which takes into account that accretion rate could be smaller than its 'canonical' BHL value.

We consider only the synchrotron mechanism of radiation emission in the accretion flow, since it is the only mechanism responsible for production of photons with frequencies in IR and sub-millimetre band for expected values of electron number density, temperature and magnetic field. That an IBH must emit radiation due to this mechanism was first pointed out in the pioneering work (Shvartsman 1971). The first detailed theories of this process were proposed in (Shapiro 1973; Bisnovaty-Kogan & Ruzmaikin 1976), although the former paper considered only optically thin regime and neglected possible dissipation of magnetic field, while the latter one dealt with a similar case of disc-like structures and also neglected the effect of dissipation. A detailed numerical calculation of emerging spectrum was done by (Ipser & Price 1982), who considered gas heating due to dissipation of magnetic field, non-zero opacity due to synchrotron self-absorption and relativistic effects³. In these papers it was assumed that only thermal electrons give a contribution to radiation emission. Later, in (Beskin & Karpov 2005) a possible contribution of non-thermal electrons was discussed, which changes the spectrum at frequencies higher than those available for observations with MM and JWST, and, therefore, is not important for our purposes as well as the process of Comptonization of synchrotron radiation.

We adopt an approach to calculation of the emerging spectrum closely following (Ipser & Price 1982), making, however, a set of additional simplifications, which reduce calculations to a small number of simple quadratures. Namely, we assume that the magnetic field energy density is always proportional to gas gravitational energy density, and that all quantities of interest are simple power law functions of distance from black hole. Additionally, our model is fully Newtonian. There are two free parameters, the ratio of electron and proton temperatures and inner cut-off radius, which is chosen to be equal to the radius of circular photon orbit for a non-rotating black hole. The ratio of temperatures is fixed by the requirement that our calculations give the result for the spectrum as close to the one obtained by (Ipser & Price 1982) for particular values of black hole mass and accretion rate. We check that our model, remarkably, is able to reproduce quantitatively the results of (Ipser & Price 1982) for a very large range of black hole masses and sufficiently small accretion rates. This suggests that, when accretion rate is small enough the formation of spectrum does not depend on many details of more complicated models.

We use equation (1) to relate the accretion rate to parameters of Central Molecular Zone (CMZ) of GC assuming unperturbed by IBHs gas number density to be equal to 10^2 cm^{-3} , see (Ferrière et al. 2007) and velocity dispersion $\sigma = 200 \text{ km s}^{-1}$ to be order of velocity dispersion of the bulge stars, see (Valenti et al. 2018). The sound speed of the medium is expected to be much smaller than v , and, therefore, is set to zero in (1). We treat the efficiency parameter λ as a free one, calculate spectra for a range of λ and black hole masses within the range $1M_\odot \leq M \leq 100M_\odot$ comparing them with the appropriate sensitivity curves for MM and JWST, taking into account a possible confusion between IBHs and background sources, like sub-mm IR galaxies. Note that all considered accretion rates are inside the region of applicability of our simplified model, see equation (11) below.

It is shown that MM and JWST are able to detect an IBH within CMZ travelling at a typical speed $\sigma \sim 200 \text{ km s}^{-1}$ when its mass larger than $M_{crit} \approx 20 M_\odot$ and $M_{crit} \approx 30 M_\odot$, for MM and JWST, respectively and $\lambda \sim 1$. When λ gets smaller M_{crit} gets larger, and, for the largest considered M_{crit} , the minimal possible value of $\lambda \sim 0.1$ for both instruments.

The detection capabilities of MM are, however, hampered by the confusion limit, which results in $M_{crit} \approx 90 M_\odot$ for $\sigma \approx 200 \text{ km s}^{-1}$. Therefore, one must find a way to disentangle the contributions from distant galaxies and IBHs when using this instrument. This could, perhaps, be done with help of observations at different frequencies and using different variability patterns of IBHs and background sources. It is worthwhile to note that JWST operates at higher frequencies than MM and,

² The latter is due to the fact that accretion rate onto an IBH should be inversely proportional to the third power of v , see eq. (1).

³ See also (Ipser & Price 1982) for a discussion of some other early works on the subject.

therefore, possesses a much better spatial resolution and is, therefore, free from limitations imposed by the confusion effect. Taking into account that surveys of CMZ by these instruments are expected in any case we conclude that they will be able to find accreting IBHs when their number density is larger than the inverse volume of CMZ, order of 10^{-6} pc^{-3} provided that our spectral model is valid and that λ is large enough, $\lambda \sim 0.1 - 1$.

On the other hand, when a number of IBHs within CMZ, N_{IBH} , is large there could be black holes travelling with respect to interstellar medium with velocities smaller than σ . Assuming the Maxwell statistics of distribution over velocities we find that in this case it could be possible to detect IBHs with the accretion efficiency $\lambda \sim 6/N_{IBH}$ depending on their typical mass as well as IBHs with masses down to $1M_{\odot}$.

Our paper is organised as follows. In the next Section we introduce our simplified model of the emission of synchrotron radiation and compare obtained spectra with those of (Ipser & Price 1982). In Section 3 we find limitations on black hole masses M and efficiency parameter λ from the requirement of detection of an IBH in CMZ by MM and JWST. We would like to stress that even in case of non-detection of IBHs by these instruments it will be possible to obtain limitations on their abundance and/or on the value of λ . We adopt the cgs system of units throughout the text. Note Sections 2 and 3 are written self-consistently, so readers who are interested only in astrophysical applications may start reading the text from Section 3. We discuss our results and related issues in Section 4.

2 THE SPECTRAL MODEL

In general, calculations of spectrum emerging from an isolated accreting black hole requires an accretion model, which necessarily employs a large number of numerical procedures. In what follows we would like to try to eliminate as much numerical work as possible and build the simplest model, which is still able to reproduce quantitatively the numerical results reported in (Ipser & Price 1982). It turns out, that such a model can be constructed when accretion rate is sufficiently small. It employs only a few straightforward numerical quadratures and not only can easily be used by other researchers, but also it clarifies the most important physical mechanisms leading to the formation of the emission spectrum.

As we have mentioned before we consider only spherical accretion in this work⁴. Since we are interested only in sub-mm and IR parts of spectrum, we consider the synchrotron emission, which is the only radiation mechanism responsible for its formation for gas densities, its temperature and values of magnetic field relevant for our systems. We closely follow basic assumptions and notations of (Ipser & Price 1982), but make a number of additional simplifying assumptions, notably, we consider only a Newtonian problem and treat relativistic effects only in some 'effective' sense, see below.

It is assumed that radial velocity of accreting gas, v_r , is proportional to the free fall velocity, $v_r = -\beta_V \sqrt{\frac{2GM}{R}}$, where M is black hole mass, R is the radial distance and β_V is a constant. Gas number density, n , can be found from the mass conservation law, $\dot{M} = -4\pi n v_r R^2$. Following (Ipser & Price 1982) we assume that energy density of magnetic field, B , is a fraction of gravitational energy of infalling gas according to the relation $\frac{B^2}{8\pi} = \beta_B \frac{GM m_p n}{R}$, where m_p is proton mass and β_B is another constant factor. The intensity of synchrotron emission is very sensitive to electron temperature, T_e . Unlike (Ipser & Price 1982) and (Beskin & Karpov 2005) we do not solve any equations describing a dependency of T_e on R , postulating that it is a fraction of a 'natural' proton temperature $T_{pr} = \frac{m_p c^2 R_g}{k_B R}$, where k_B is the Boltzmann constant and $R_g = \frac{2GM}{c^2}$ is gravitational radius. Accordingly, we have

$$T_e = \epsilon 10^{12} \frac{1}{r} K, \quad (2)$$

where $r = R/R_g$, $R_g = \frac{2GM}{c^2}$ is gravitational radius and $\epsilon \leq 1$ is considered to be a constant.

Using these relations it is easy to find explicit dependencies of n and B on r . We have

$$n = n_* \dot{m} m^{-1} \beta_V^{-1} r^{-3/2}, \quad n_* \approx 2.5 \cdot 10^{10} \text{ cm}^{-3}, \quad (3)$$

and

$$B = B_* (\beta_B \beta_V^{-1} \dot{m} m^{-1})^{1/2} r^{-5/4}, \quad B_* \approx 2.1 \cdot 10^4 \text{ G}, \quad (4)$$

where $m = \frac{M}{10M_{\odot}}$, $\dot{m} = \frac{\dot{M}}{10^{-8}\dot{M}_E}$, where \dot{M}_E is the Eddington accretion rate calculated for the standard ten per cent radiation efficiency: $\dot{M}_E \approx 1.4m \cdot 10^{19} \text{ g s}^{-1}$. It is worth noting that (Ipser & Price 1982) use a quantity \bar{g} related to \dot{m} as $\bar{g} = \frac{1}{16} \beta_V^{-1} \dot{m} m^{-1}$.

Luminosity per unit of frequency, L_{ν} , of the accretion flow due to synchrotron emission is given by the expression

$$L_{\nu} = 8\pi^2 \int_{R_{min}}^{\infty} dR' R'^2 e^{-\tau(R')} j_{\nu}(R'), \quad \tau(R) = \int_R^{\infty} dR' \frac{j_{\nu}}{B_{\nu}}, \quad (5)$$

where ν is a particular frequency, j_{ν} is the synchrotron emissivity, τ is the optical depth, $B_{\nu} = \frac{2\nu^2 k_B T}{c^2}$ is the Planck intensity in the Rayleigh-Jeans limit.

The expression (5) is a simplified version of equation (IV-13) of (Ipser & Price 1982). The latter contains an additional

⁴ Note that it is straightforward to generalise our approach to the case of radiatively inefficient accretion flows.

integration over the angle μ between the direction to black hole and a direction of photon propagation. Here we imply that the integrand does not depend on this variable and that the integration is performed over the angles larger than $\pi/2$ assuming that photons with smaller angles are captured by black hole. This happens close to the radius of photon sphere around a non-rotating black hole $R_{ph} = 1.5 R_g$, where the bulk of outgoing radiation is formed. Additionally, the expression for the optical depth is taken over the radial direction contrary to (Ipser & Price 1982), where it is evaluated along a particular photon orbit and we neglect all relativistic corrections, effectively taking into account a part of them setting $R_{min} = R_{ph}$, since radiation from smaller radii is strongly redshifted and must be radiated within a progressively smaller range of angles μ to escape to infinity when R gets smaller than R_{ph} .

Using (Ipser & Price 1982) and equations (2-4) it is easy to obtain explicit expressions for all quantities entering (5). We have

$$j_\nu = \frac{3^{1/2} e^3 n B}{8 \pi m_e c^2} \Phi(x) = j_* \beta_B^{1/2} (\beta_V^{-1} \dot{m} m^{-})^{1/2} \Phi(x), \quad x = \nu / \nu_c, \quad (6)$$

where e and m_e are electron charge and mass, respectively, $j_* = 4.9 \cdot 10^{-9} \text{ erg cm}^{-3} \text{ s}^{-1}$ and ν_c is the so-called critical frequency

$$\nu_c = \frac{3eB(k_B T)^2}{4\pi m_e^3 c^5} = \nu_* \epsilon^2 (\beta_B \beta_V^{-1} \dot{m} m^{-})^{1/2} r^{-13/4}, \quad \nu_* = 2.5 \cdot 10^{15} \text{ Hz}, \quad (7)$$

where we set a characteristic value of sine of the pitch angle to be equal to unity. $\Phi(x)$ is given by the expression

$$\Phi(x) = \int_0^\infty dz z^2 e^{-z} F(x/z^2), \quad F(x) = x \int_x^\infty dz K_{5/3}(z), \quad (8)$$

where $K_{5/3}(z)$ is modified Bessel function of second kind. It is related to the function $\Pi(x)$ introduced in (Pacholczyk 1970) as $\Phi(x) = x\Pi(x)$. The optical depth can be represented as

$$\tau = \tau^* (\beta_B^{-1} \beta_V^{-1} \dot{m} m)^{1/2} \tilde{\nu}^{-2} \int_r^\infty dr r^{-7/4} \Phi(x), \quad \tau_* = 7.7 \cdot 10^{-9}, \quad (9)$$

where $\tilde{\nu} = \nu / \nu_c (r = 1)$.

Substituting (6-9) in (5) we get

$$L_\nu = L_* \beta_B^{1/2} (\beta_V \dot{m} m)^{3/2} \int_{3/2}^\infty dr r^{-3/4} e^{-\tau} \Phi(x), \quad L_* = 10^{13} \text{ erg s}^{-1} \text{ Hz}^{-1}. \quad (10)$$

We use the expression (10) to compare the results obtained with the help of our simplified model with those of (Ipser & Price 1982) setting $\beta_V = \beta_B = 1$ as in this paper. After that the Ipser and Price model depends only on two parameters, which are black hole mass and their accretion factor \bar{g} proportional to our dimensionless accretion rate \dot{m} . The only parameter, which is varied in our model to fit it to that of Ipser and Price is the electron temperature factor ϵ , since the temperature is expected to be smaller than the virial one close to R_{min} . We set $\epsilon = 0.2$ to obtain a good agreement between the results corresponding to $m = 1$ and $\bar{g} = 10^{-4}$ and use other values of m and \bar{g} to validate our model.

The results of comparison are shown in Figs 1-3. As seen from Figs. 1-3 there is a very good agreement between our semi-analytic model and the model of (Ipser & Price 1982) when $\bar{g} < 10^2$ for the case of $M = 10 M_\odot$, $\bar{g} < 1$ for the case of $M = 10^3 M_\odot$ and $\bar{g} < 10^{-2}$ for the case of $M = 10^5 M_\odot$. At larger accretion rates our model overproduces luminosity at sufficiently large values of frequencies, probably, due to neglect of synchrotron cooling of electrons. Combining these results we use below as a criterion of validity of our model the condition that $\frac{\bar{g} M}{10^3 M_\odot} < 1$, which results in the following condition for the mass accretion rate

$$\dot{m} < 1600 \beta_V. \quad (11)$$

Note, however, that for our purposes it is important to have reliable estimates of radiation flux at frequencies corresponding to minimal values of MM and JWST sensitivity curves, which are $2.8 \cdot 10^{12} \text{ Hz}$ and $8.6 \cdot 10^{13} \text{ Hz}$, for MM and JWST, respectively, see the next Section. As seen from Figs. 1 and 2 at these frequencies the agreement between our model and that of (Ipser & Price 1982) extends to somewhat larger values of mass flux, so in what follows we are going to imply a less stringent constraint assuming that our model is valid when $\dot{m} \leq 10^4$.

That our very simple model is able to reproduce results of more complicated numerical calculations tells that the formation of spectrum weakly depends on details of several effects implemented in numerical models, such as e.g. relativistic effects or the dependency of electron temperature on radius provided that accretion rate is sufficiently small.

2.1 Semi-analytic expressions for spectrum and luminosity for the case of small optical depth

When the effects determined by synchrotron optical depth τ can be neglected, which is always valid at sufficiently large frequencies one can develop a semi-analytic approach to the calculation of L_ν . Moreover, since total luminosity $L_{tot} = \int d\nu L_\nu$ is mainly determined by these high frequencies we can obtain an approximate analytic expression for it in this limit. For that

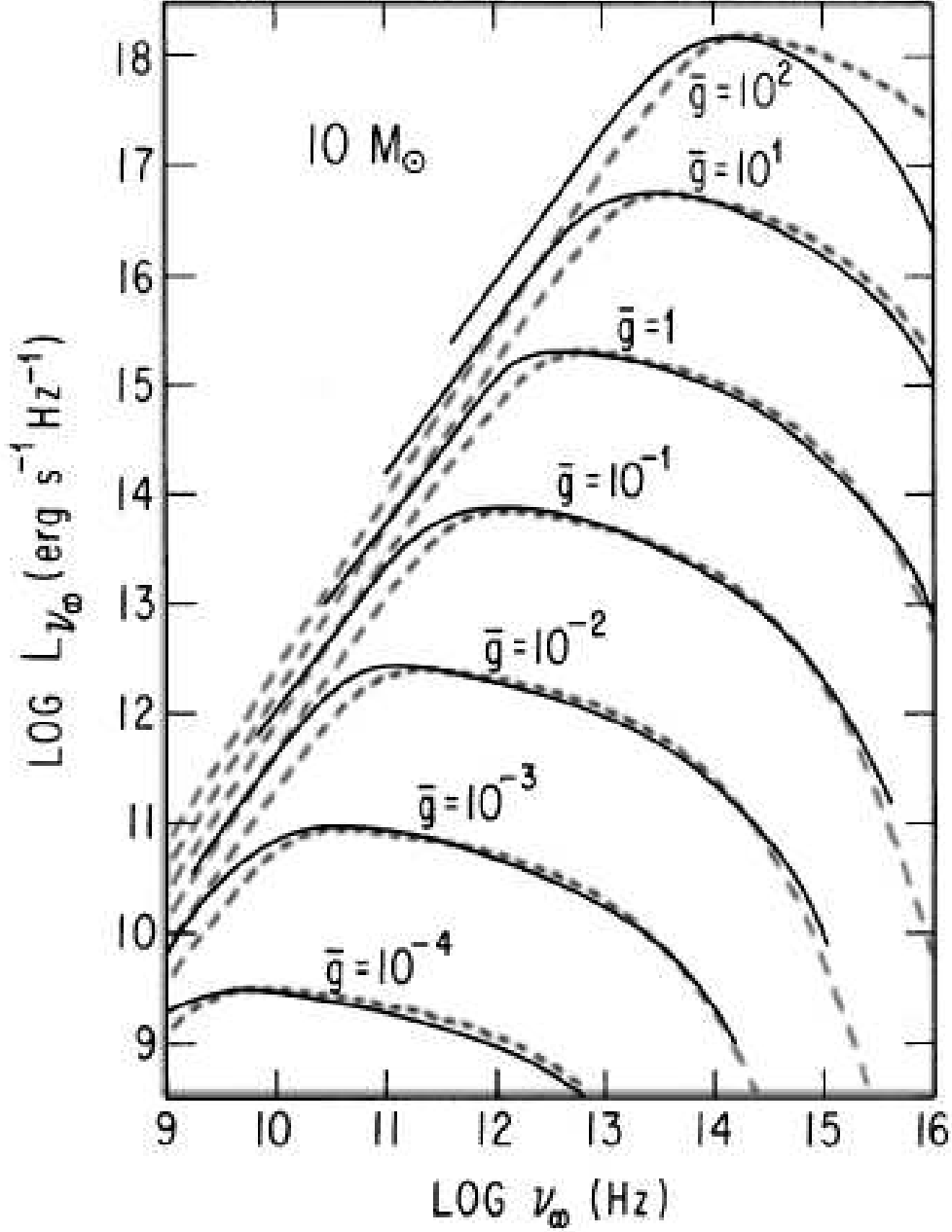


Figure 1. We copy Fig. 5a of (Ipser & Price 1982), which shows L_ν as a function of ν calculated in their model for $M = 10M_\odot$ and different values of \bar{g} . The corresponding results of our calculations are additionally shown as dashed lines.

we neglect the factor $e^{-\tau(R')}$ in the expression for L_ν in (5) and change the integration variable in this expression from r to $x = \nu/\nu_c$, see equations (6) and (7). We have

$$L_\nu = \frac{4}{13} L_0 \tilde{\nu}^{-1/13} I(\tilde{\nu}), \quad I(\tilde{\nu}) = \int_{(\frac{3}{2})^{13/4} \tilde{\nu}}^{\infty} dx x^{-12/13} \Phi(x), \quad (12)$$

where $L_0 = L_* \beta_B^{1/2} (\beta_V \dot{m} m)^{3/2}$. The quantity $I(\tilde{\nu})$ can be evaluated numerically, it is shown in Fig. 4. As seen from this figure $I(\tilde{\nu})$ decreases monotonically with $\tilde{\nu}$, it is equal approximately to 9 when $\tilde{\nu} = 0$. Thus, when $\tilde{\nu} \ll 1$, but is still sufficiently large for our approximation of zero optical depth to be valid $L_\nu \approx \frac{36}{13} L_0 \tilde{\nu}^{-1/13}$, see also e.g. (Bisnovatyi-Kogan & Ruzmaikin 1976), (Ipser & Price 1982) and references therein. The total luminosity is given by the expression

$$L_{tot} = \frac{4}{13} L_0 \nu_0 \int_0^\infty d\tilde{\nu} \tilde{\nu}^{-1/13} I(\tilde{\nu}), \quad (13)$$

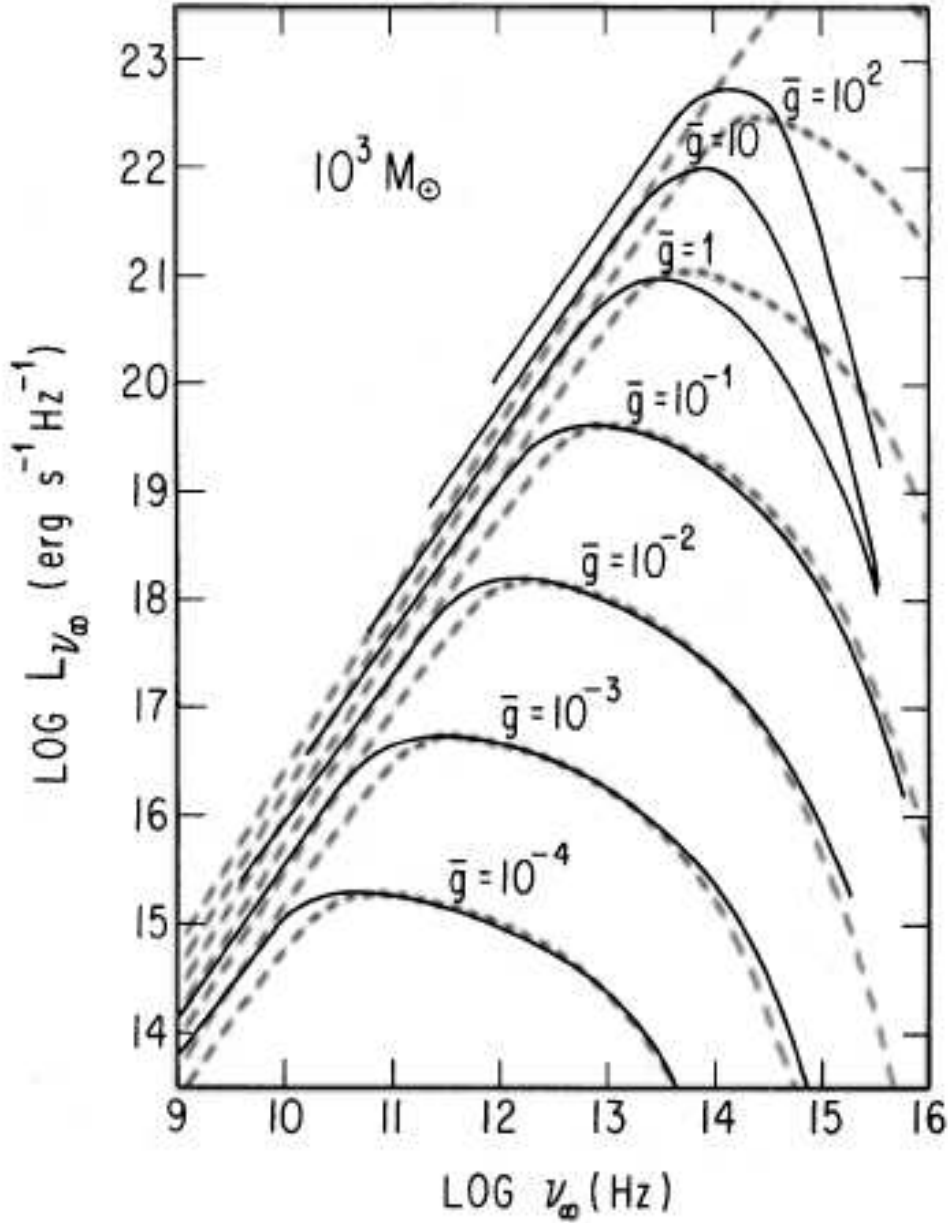


Figure 2. Same as 1, but for $M = 10^3 M_\odot$, see Fig 5b of (Ipser & Price 1982).

where we formally extend integration limits from 0 to ∞ and $\nu_0 = \nu_c(r=1) = \nu_* \epsilon^2 (\beta_B \beta_V^{-1} \dot{m} m^{-1})^{1/2}$. It can be shown that the integral in (13) approximately equals to 12.4 and we finally obtain

$$L_{tot} = 9.5 \cdot 10^{28} \epsilon^2 \beta_B \beta_V \dot{m}^2 m \text{ erg s}^{-1} = 3.8 \cdot 10^{27} \epsilon_{0.2}^2 \beta_B \beta_V \dot{m}^2 m \text{ erg s}^{-1}, \quad (14)$$

where $\epsilon_{0.2} = \epsilon/0.2$ and we remind that we use $\epsilon = 0.2$ in our calculations. Note that the expression for luminosity (14) is different from what is given in (Ipser & Price 1982). This is because (Ipser & Price 1982) considered the regime of strong synchrotron cooling of electrons, which is realised at accretion rate larger than those considered in this Paper. Therefore, our expression for L_{tot} and that of (Ipser & Price 1982) compliment each other.

3 THE POSSIBILITY OF DETECTION OF IBHS WITH MM AND JWST

In order to find under which conditions IBHs can be detected by MM and JWST we need to know a typical density of interstellar medium and a typical velocity of an IBH, which enter equation (1), a typical number of IBHs, N_{IBH} , within a region of GC potentially interesting for observations as well as sensitivity curves of both instruments. The latter, in turn, are

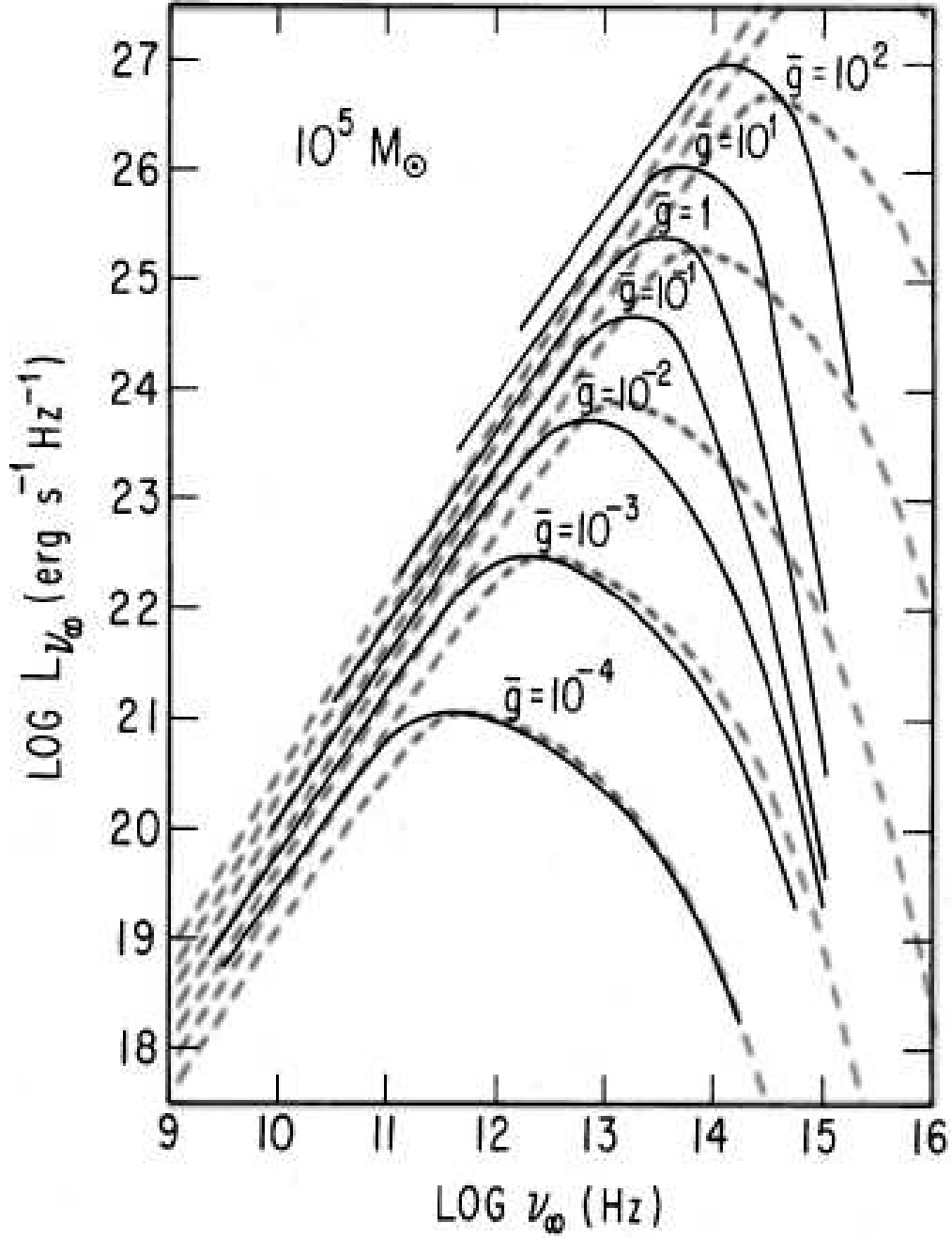


Figure 3. Same as 1, but for $M = 10^5 M_\odot$, see Fig 5c of (Ipser & Price 1982).

determined by internal characteristics of these instruments, background radiation of the region and, in case of MM, which has a worse spatial resolution than JWST, by the effect of confusion between radiating IBHs and distant IR galaxies. Note that equation (1) also contains the accretion efficiency parameter λ , which is treated below as a free one.

3.1 Properties of interstellar medium and IBHs population relevant to the problem

We remind that we consider both possibilities that IBHs are of primordial origin and were born as a result of stellar evolution. In the former case it is reasonable to assume that their density is a fraction, f , of the density of dark matter, ρ_{DM} . A value

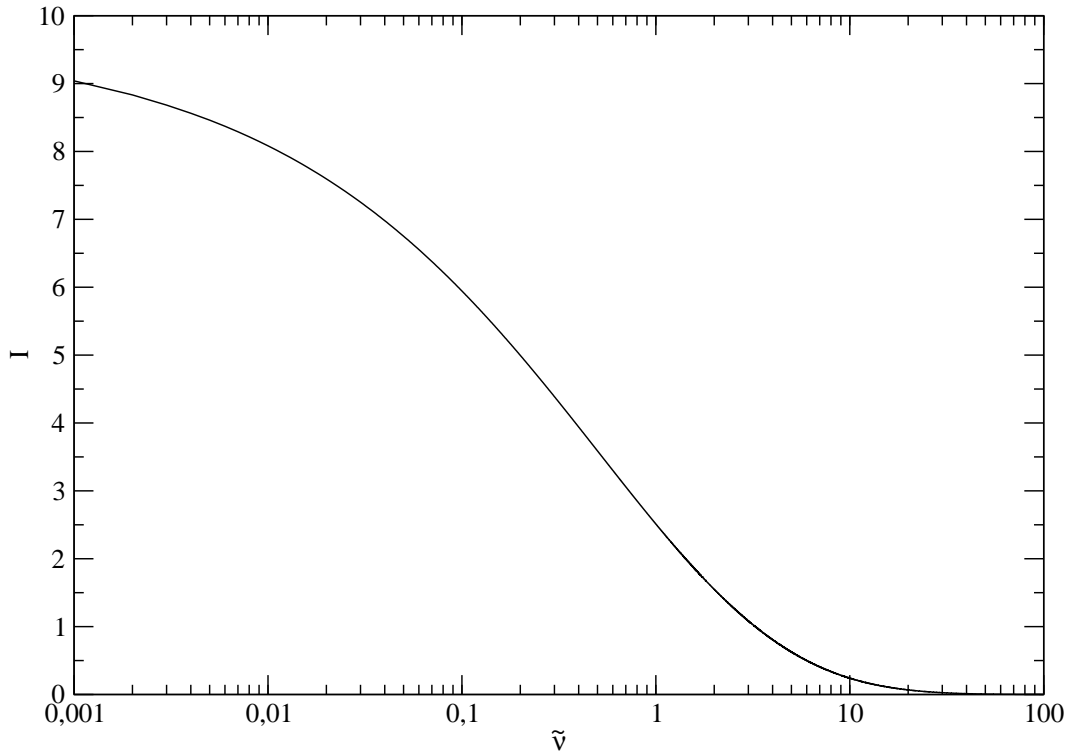


Figure 4. The result of evaluation of the integral $I(\tilde{\nu})$ as a function of the dimensionless frequency $\tilde{\nu}$.

of ρ_{DM} at the distance order of 100 pc from GC depends significantly on whether its distribution has a core or a cusp in the centre of our Galaxy. If the former assumption is correct $\rho_{DM}^{core} \approx 4 \cdot 10^{-2} \text{ M}_{\odot} \text{ pc}^{-3}$ (see e.g. (Nesti & Salucci 2013)), while the latter one gives $\rho_{DM}^{cusp} \approx 1.9 \text{ M}_{\odot} \text{ pc}^{-3}$ (see e.g. (McMillan 2011)). Accordingly, we distinguish between f^{core} and f^{cusp} noting that in the latter case our results could give stringent constraints on PBHs abundance in case of non-detection. In case of IBHs born as a result of stellar evolution their possible number densities depends on a value of kick velocity during the supernova explosion and their formation rate. This problem has been recently investigated in (Tsunaga et al. 2018). From their results it follows that for a typical BH mass equal to 10 M_{\odot} the number density is order of 10^{-1} pc^{-3} and, accordingly, we represent number density of stellar evolution IBHs in the form $n_{IBH} = f^{SE} 10^{-1} \text{ pc}^{-3}$. Note that unlike f^{core} and f^{cusp} f^{SE} could be larger than one.

As a model of interstellar medium we employ the model of distribution of molecular hydrogen H_2 within the Central Molecular Zone obtained in paper (Ferrière et al. 2007), who describe it in the form of flattened and elongated toroidal structure inclined with respect to the line of sight. The maximal number density of hydrogen is estimated to be 150 cm^{-3} , it decays exponentially in vertical and radial direction with typical lengthscales 18 pc and 137 pc, respectively. We define the volume of CMZ, V_{CMZ} , as the boundary of the region, where the number density is larger than 50 cm^{-3} and use the analytical expression from (Ferrière et al. 2007) to estimate it. We get $V_{CMZ} = 2.7 \cdot 10^6 \text{ pc}^3$. As a typical density inside this volume we take 10^2 cm^{-3} , which gives the mass density ρ in eq. (1) as $\rho = 3.34 \cdot 10^{-22} \text{ g cm}^{-3}$.

We assume that velocity distribution of IBHs is the same as of the bulge stars at the appropriate distances from GC. In paper (Valenti et al. 2018) it is shown that the distribution of radial velocities can be approximately modelled as the Maxwell one, with radial dispersion $\sim 130 \text{ km s}^{-1}$. The dispersion of absolute values of velocity v , σ should be $\sqrt{3}$ times larger, so we use $\sigma = 225 \text{ km s}^{-1}$. Note that equation (1) also contains the sound speed c_s . Taking into account that a typical temperature of the H_2 component of CMZ is expected to be small, order of 100 K the sound speed is expected to be smaller than typical velocities of interest and is neglected from now on.

3.2 The sensitivity curves of MM and JWST

The sensitivity of JWST was extracted from its exposure time calculator⁶ for NIRcam and MIRI imaging. The sensitivity of Millimetron was computed assuming that it will have a 10 m mirror with emissivity of 0.05, surface RMS accuracy of 10 microns and temperature 20 K. The sensitivity depends on the level of detector noise, the emission of telescope construction and the sky background. The detectors are characterised by the Noise Equivalent Power $NEP = 10^{-19} \text{ W Hz}^{-1/2}$. The background

⁵ D. Tsunaga, private communication.

⁶ <https://jwst.etc.stsci.edu/>

sky emission is calculated using the dust model from (Planck Collaboration et al. 2014). The dust parameters were averaged over a circle of radius 200 pc around the Galactic centre. The spectral resolution is set to $\lambda/\Delta\lambda = 5$.

The fact that our Galaxy is transparent in the far infrared band, with the optical depth below 0.01 even close to its centre, on one hand enhances our ability to search for IBHs in this band, but on the other hand leads to a serious limitation. The high density of distant submillimetre galaxies on the sky together with relatively low resolution of even a 10-m submillimetre telescope result in the effect of confusion: below a certain level of flux density images of point sources on the sky start to overlap. This critical level of flux density depends on the telescope diameter and on wavelength. For Millimetron it was estimated in (Ermash et al. 2018), based on N-body cosmological simulations and a model of galactic emission, and we use this estimate in the present work. For wavelengths shorter than 50 microns the confusion by distant galaxies disappears, so it is not important for JWST.

On the other hand, the observations of the GC at wavelengths shorter than 30 microns are affected by extinction. We adopt the infrared extinction towards the GC from (Fritz et al. 2011) and take it into account for computing the JWST sensitivity.

One should note that even if we look for a source with a flux density below the confusion limit, it still can be observed if some criterion is used allowing to distinguish it from distant galaxies. Indeed, differences in the spectral energy distribution (IBHs have a power-law SED in submm range) and variability can be used to distinguish IBH candidates from extragalactic sources. Thus, we give all our estimates of IBH detection probability using two variants of Millimetron sensitivity curves: limited by the detector noise and the level of background in this region and limited by the confusion effect.

The detector-limited sensitivity of both JWST and Millimetron depends on time as $t^{-1/2}$. We assume that the CMZ will be studied in detail with both these observatories. A typical amount of observational time for a key scientific program of these observatories is about 500–1000 hours. The field of view of JWST NIRcam is 9.7 arcmin², for MIRI 2.3 arcmin², for Millimetron the field of view at highest frequencies will be about 36 arcmin². This means that for the imaging of CMZ, a rough estimate of 1 hour integration time seems reasonable within an accuracy of an order of magnitude.

3.3 Results

We show the dependencies of luminosities, νL_ν , calculated in our model as functions of frequency in Figs. 5–7 together with MM and JWST luminosity curves. Figs. 5–7 correspond to $m = 0.1, 1$ and 10 ($M = 1 M_\odot, 10 M_\odot$ and $100 M_\odot$), respectively, with the luminosity curves shown as solid curves, the dashed, dotted and dot dashed curves corresponding to JWST sensitivity limit, MM sensitivity limit with the confusion effect being neglected and that of MM with the confusion effect being taken into account, respectively. The solid curves with larger values correspond to larger \dot{m} , every next curve has \dot{m} being multiplied by 10 and we show \dot{m} is the range $10^{-2} - 10^4$ in case of $m = 0.1$ and 1 , see Figs. 5 and 6, and in the range $10^{-3} - 10^3$ in case of $m = 10$, see Fig. 7.

One can see from these figures that both instruments can detect IBHs provided their masses and/or accretion rates are sufficiently large. JWST has a larger range of available m and \dot{m} , while in case of MM the confusion effect rather significantly hampers observations and the corresponding range of m and \dot{m} is rather small. We quantify detection capabilities of JWST and MM introducing a critical accretion rate, \dot{m}_c , above which observations are possible, for a given value of m . The dependencies of \dot{m}_c on m are shown in Fig. 8, for JWST sensitivity curve and MM sensitivity curves with and without confusion effect as solid, dashed and dotted curves, respectively. It is seen from this figure that in case of JWST \dot{m}_c depends on m approximately as a power of m . We find that the JWST curve at $0.5 \leq m \leq 10$ agrees with the expression

$$\dot{m}_c = A m^{-b}, \quad A = 2.9, \quad b = 0.67 \quad (15)$$

with accuracy order of or less than 10 per cent. This expression is shown as the dot dashed curve in Fig. 8⁷.

The accretion rate given by the expression (1) should be smaller than its critical value for $\lambda \leq 1$. This requirement sets a limit of possibility of observations of IBHs by a given instrument and for the specified density of interstellar medium, IBH mass and velocity. In order to compare (1) with \dot{m}_c we express the accretion rate given by (1) in term of our characteristic unit: $\dot{m} = \dot{M}/(10^{-8} \dot{M}_E)$, set in (1) $c_s = 0$, substitute there our chosen value of density of interstellar medium $\rho = 3.34 \cdot 10^{-22} \text{ g cm}^{-3}$ and assume that a 'typical' IBH velocity $\sigma = 225 \text{ km s}^{-1}$. We have

$$\dot{m} = 0.46 \lambda m \tilde{v}^{-3}, \quad (16)$$

where $\tilde{v} = v/\sigma$.

At first let us consider a black hole travelling at the typical velocity and set $\tilde{v} = 1$ in eq. (16). In this case from the requirement that $\dot{m} > \dot{m}_c$ for $\lambda < 1$ we get lower limits on black hole masses, M_{crit} , available for observations. For larger black

⁷ It is interesting to point out that a similar expression can be obtained from our approach developed in Section 2.1. Indeed, as seen from Figs. 5–7 a minimal value of JWST sensitivity curve is approximately $5 \cdot 10^{27} \text{ ergs s}^{-1}$, which is close to the numerical value of L_{tot} given by eq. (14) when $\dot{m} = m = 1$. Neglecting factors order of unity and assuming that the total luminosity is mainly determined by frequencies close to that corresponding to the minimum of JWST sensitivity curve, we obtain from (14) an estimate $\dot{m}_c \sim m^{-0.5}$, which is quite close to (15).

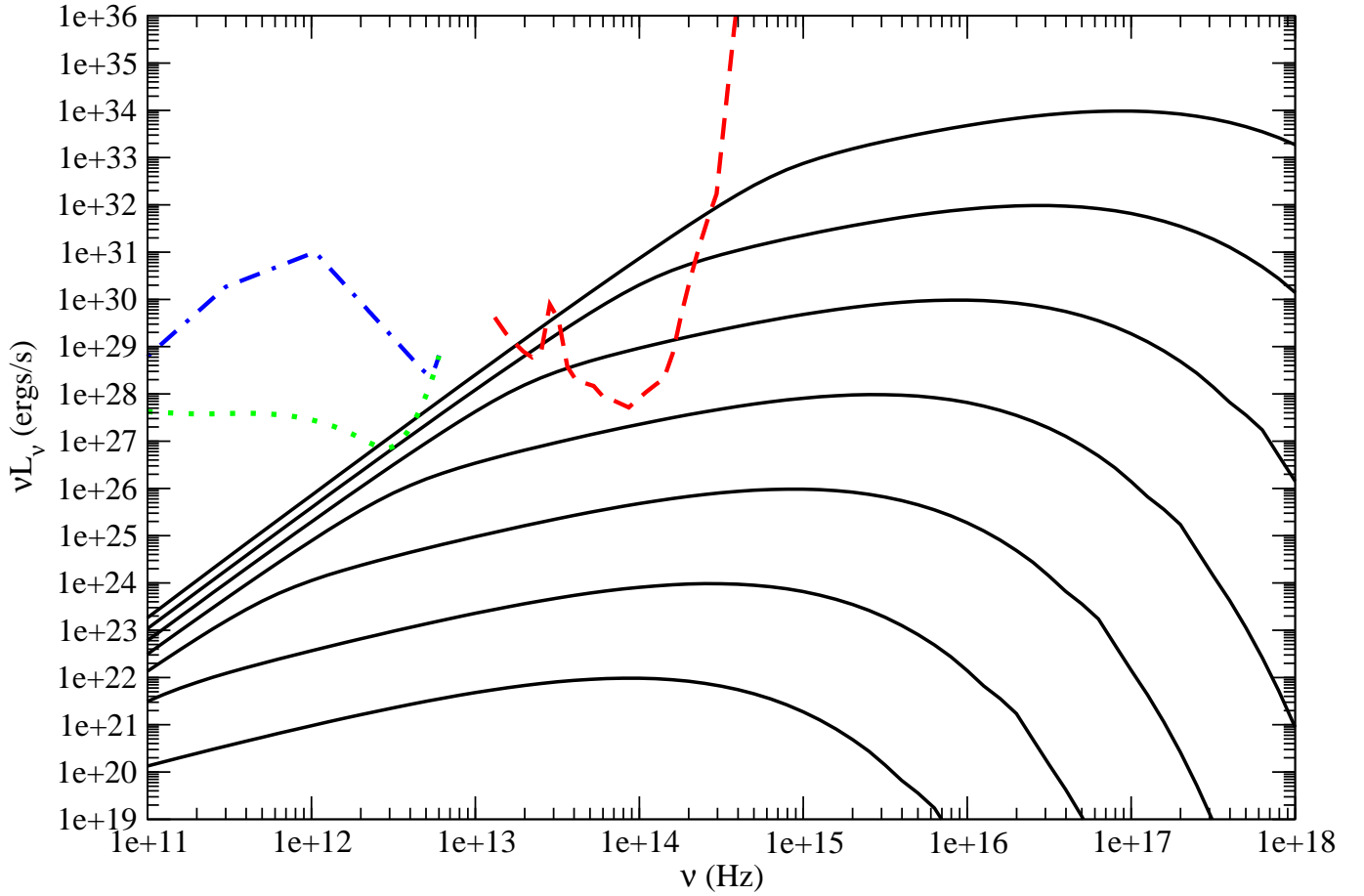


Figure 5. Spectra of an IBH with $M = 1 M_{\odot}$ together with sensitivity curves of MM and JWST. The luminosity curves shown as solid curves, the dashed, dotted and dot dashed curves correspond to JWST sensitivity limit, MM sensitivity limit with the confusion effect being neglected and that of MM with the confusion effect being taken into account, respectively. The solid curves with larger values correspond to larger \dot{m} , every next curve has \dot{m} being multiplied by 10 and we show \dot{m} is the range $10^{-2}10^4$. for a description of particular curves.

hole masses the condition $\dot{m} = \dot{m}_c$ gives a lower limit on the efficiency parameter λ , which is shown in Fig. 9. One can see from this figure that JWST and MM without taking into account the confusion effect could be able to observe IBHs with masses larger than $M_{crit} = 30 M_{\odot}$, while when the confusion effect is considered MM is able to detect IBHs only when $M > 90 M_{\odot}$, respectively. The range of available values of λ is rather limited with $\lambda > \sim 0.1$ even for the largest considered black hole mass $100 M_{\odot}$ when the confusion effect is neglected and $\lambda > 0.8$ in the opposite case. That λ should be relatively large may be a problem for observations since some works suggest significantly smaller values, see e.g. (Igumenshchev & Narayan 2002). On the other hand assuming that high accretion efficiency is sustained and taking into account that the available volume of CMZ $\sim 10^6 \text{ pc}^3$ there could be possible to observe IBHs with number density as small as 10^{-6} pc^{-3} .

Available values of λ and M_{crit} can be smaller in a situation when there are many IBHs within CMZ, with their number $N_{bh} \gg 1$ and, accordingly, their number density $\gg 10^{-6} \text{ pc}^{-3}$. In this case assuming the Maxwellian statistics of distribution of IBHs over velocities we can estimate a number of IBHs having their velocity smaller than \tilde{v} , $N(\tilde{v})$, as $N(\tilde{v}) = \tilde{v}^3 N_{bh}$ ⁸. We need at least one IBH for observations, and, from the condition $N(\tilde{v}) = 1$ we estimate its velocity as $\tilde{v} \sim N_{bh}^{-1/3}$. Substituting this value to (16) we obtain

$$\dot{m} = 0.46 \lambda_{eff} \dot{m}_c, \quad \lambda_{eff} = N_{bh} \lambda. \quad (17)$$

Now the condition of observability is $\dot{m} \geq \dot{m}_c$ results in the lower limit on a value of λ_{eff} , which is shown in Fig. 10. Note that it is technically the same curve as shown in Fig. 9, but now the condition $\lambda_{eff} < 1$ is relaxed and we show the whole

⁸ Note we assume that IBH velocities are defined with respect to GC and do not take into account that molecular clouds comprising CMZ have themselves appreciable velocities with respect to that. However, a simple estimate shows that our expression for \tilde{v} remains valid by order of magnitude for the expected values of this velocity, which are smaller than or order of 200 km s^{-1} , see e.g. (Sofue 2013; Henshaw et al. 2016).

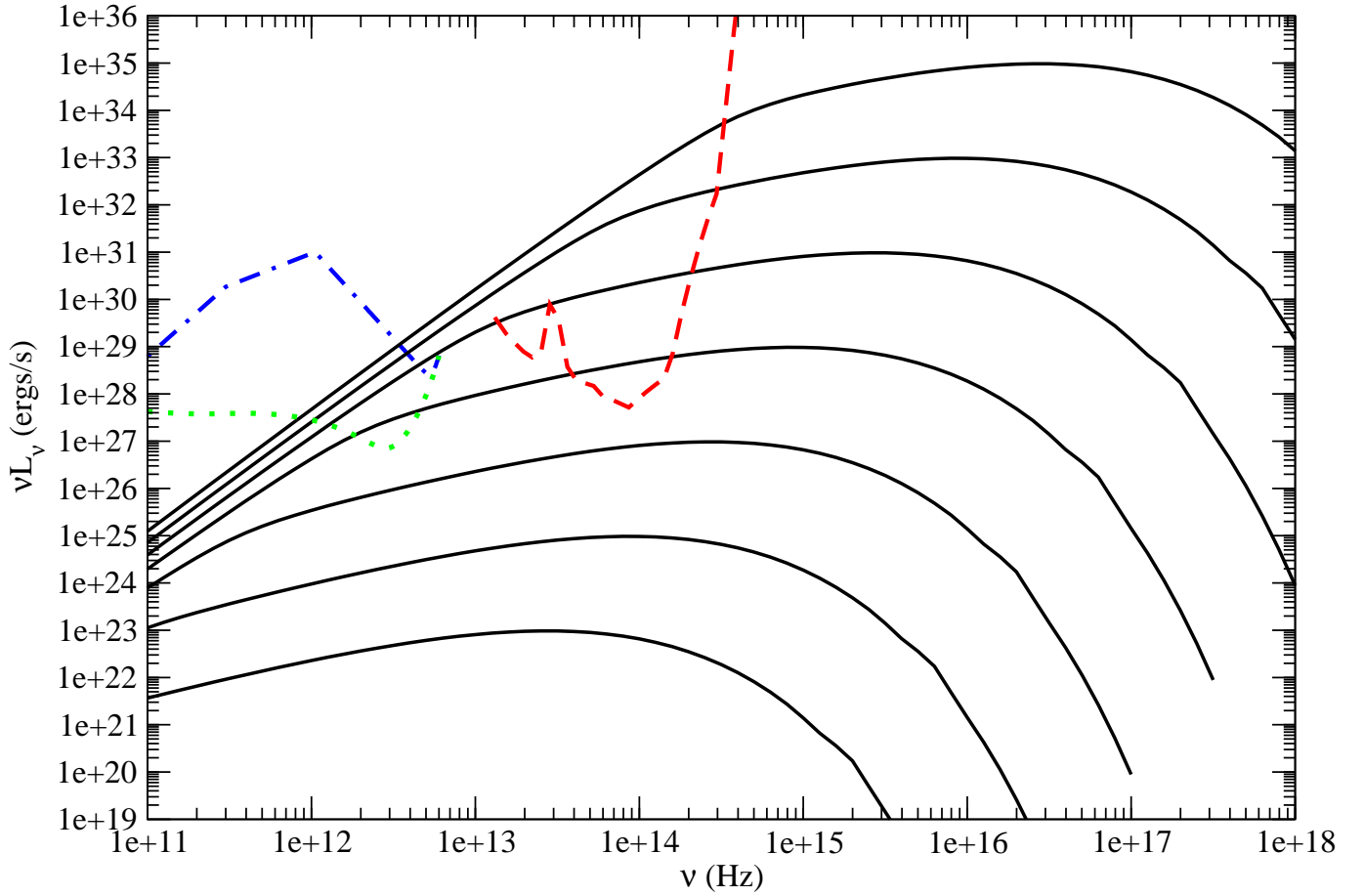


Figure 6. Same as 5, but for $M = 10 M_{\odot}$.

considered range of m , showing by the additional dot dashed horizontal line $\lambda_{eff} = 1$ the previous range of values⁹. Now, assuming that $\lambda \sim 1$ we find that JWST would be able to detect an IBH even with $M \sim 1 M_{\odot}$ provided that $N_{bh} > 4 \cdot 10^2$ while observations with MM in this mass range require significantly larger $N_{bh} \sim 10^4 - 10^5$.

Let us now consider smaller value of λ setting, for definiteness, $\lambda = 10^{-1}, 10^{-2}, 10^{-3}$ and 10^{-4} . Using equation (17) and the condition $\dot{m} \geq \dot{m}_c$ we obtain the lower limits on the number of N_{bh} within CMZ as functions of m , for a given value of λ and a given observational instrument. We plot the results in Fig. 11 with solid, dashed and dotted curves corresponding to observations with JWST and MM without and with the confusion limit being taken into account. Curves with progressively larger values of N_{bh} for a given value of m correspond to progressively smaller values of λ .

The expression (15) allows us to obtain an analytic expression for N_{bh} and, accordingly, a lower bound on black holes number density n_{bh} and mass density ρ_{bh} for observations with JWST and $m \geq 0.5$. Using (17) we have

$$N_{bh} \approx 6.3 \cdot 10^3 \lambda_{-3}^{-1} m^{-1.67}, \quad n_{bh} \approx 2.3 \cdot 10^{-3} \lambda_{-3}^{-1} m^{-1.67} \text{ pc}^{-3}, \quad \rho_{bh} \approx 2.3 \cdot 10^{-2} \lambda_{-3}^{-1} m^{-0.67} M_{\odot} \text{ pc}^{-3}, \quad (18)$$

where $\lambda_{-3} = \lambda/10^{-3}$ and we remind that we have adopted the volume of CMZ to be equal to $2.7 \cdot 10^6 \text{ pc}^3$. Remembering our definitions for the fractions of IBHs with respect to the mass density of dark matter in case of core and cusp, f^{core} and f^{cusp} , respectively, and also the definition of the fraction of IBHs number density to the one expected as a result of stellar evolution, f^{SE} , we obtain from eq. (18)

$$f^{core} \approx 5.8 \cdot 10^{-1} \lambda_{-3}^{-1} m^{-0.67}, \quad f^{cusp} \approx 1.2 \cdot 10^{-2} \lambda_{-3}^{-1} m^{-0.67}, \quad f^{SE} \approx 2.3 \cdot 10^{-2} \lambda_{-3}^{-1} m^{-1.67}. \quad (19)$$

Thus, even when the efficiency of accretion onto a PBH is rather small, $\lambda \sim 10^{-2}$, in case of distribution of dark matter in the form of cusp JWST will be able to detect PBHs if they were responsible for a substantial fraction of LIGO events. Its sensitivity is also sufficient to detect IBHs with a number density expected from the stellar evolution according to modern simulations. The limits gets better when m increases and are improved dramatically for an efficient mode of accretion with $\lambda \sim 1$.

⁹ Note that we have the obvious restriction $\lambda_{eff} \leq N_{bh}$.

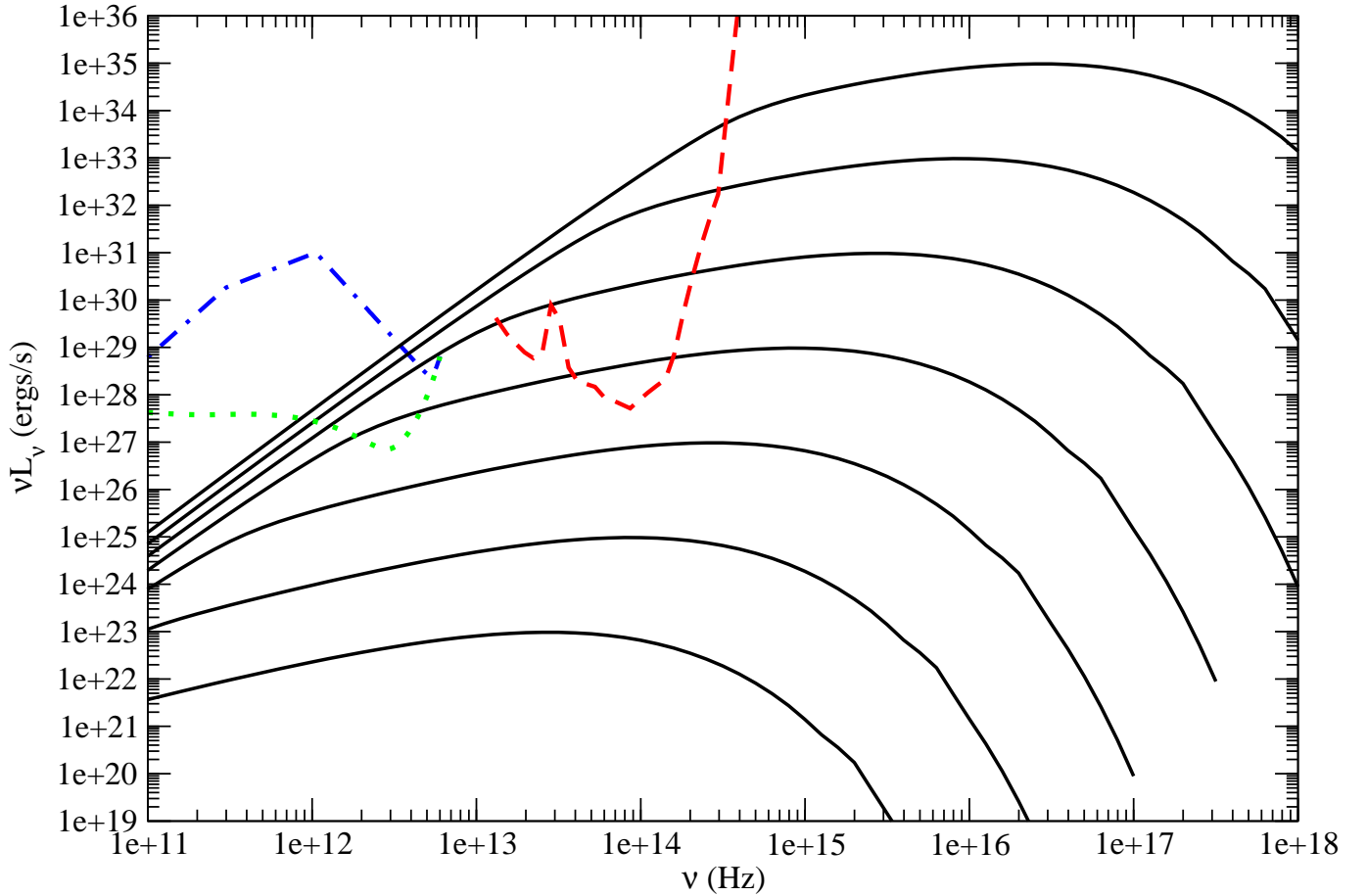


Figure 7. Same as 5, but for $M = 100 M_{\odot}$. We show \dot{m} is the range $10^{-3} - 10^3$.

4 DISCUSSION

4.1 Summary and conclusions

In this Paper we study the possibility of detection of isolated black holes (IBHs) with stellar masses $M \sim 1 - 100 M_{\odot}$ travelling within the so-called Central Molecular Zone (CMZ), at distances $\sim 100 - 200$ pc in submillimetre and infrared zone with the help of two planned space observatories, Millimetron (MM) and James Webb Space Telescope (JWST). We develop a simple model of synchrotron emission of thermal electrons by an accreting black hole in the spherical mode of accretion, which, in general, requires several straightforward numerical integrations and is semi-analytic when the optical thickness with respect to synchrotron self-absorption is negligible. It is checked that this model agrees quantitatively with a more complicated numerical model of (Ipser & Price 1982) for the values of accretion rates and black hole masses of interest. We assume the equipartition condition between magnetic field energy density and that of potential energy, also it is assumed that the accretion rate onto black hole is a fraction, λ , of the Bondi-Hoyle-Lyttleton value determined, in general, by density and sound speed of CMZ gas and velocity of black hole with respect to it.

We use MM and JWST detector sensitivity curves adding to them the contribution of background emission of CMZ gas and, in case of MM, consider the effect of confusion between the objects of interest and distant submillimetre galaxies. In case of JWST this effect may be shown to be unimportant.

When $\lambda \sim 1$ both JWST and MM can detect a single accreting black hole within CMZ travelling at typical velocity $\sim 200 \text{ km s}^{-1}$ provided its mass is larger than $30 M_{\odot}$ and, in case of MM the confusion effect is neglected. When this effect is taken into account MM would be able to observe only rather massive black holes with masses $\sim > 90 M_{\odot}$. Bearing in mind that observations of CMZ must be a part of observational programme of both instrument we conclude that in the case of efficient accretion JWST and MM (in case when the confusion effect is eliminated by some additional means, say, using different variability timescale and different spectral energy distribution of IBHs and submillimetre galaxies) would be able to observe a single accreting black hole within CMZ. Thus, a possible number density of IBHs within $\sim 100 - 200$ pc from Galactic Centre could be as small as the inverse volume of CMZ $V_{CMZ} \sim 10^{-6} \text{ pc}^{-3}$ for their detection. This exceeds the corresponding number density required to explain the LIGO event by mergers of IBHs of primordial origin.

If a number of IBHs within CMZ is large, observations are still possible even when λ is rather small. This is because

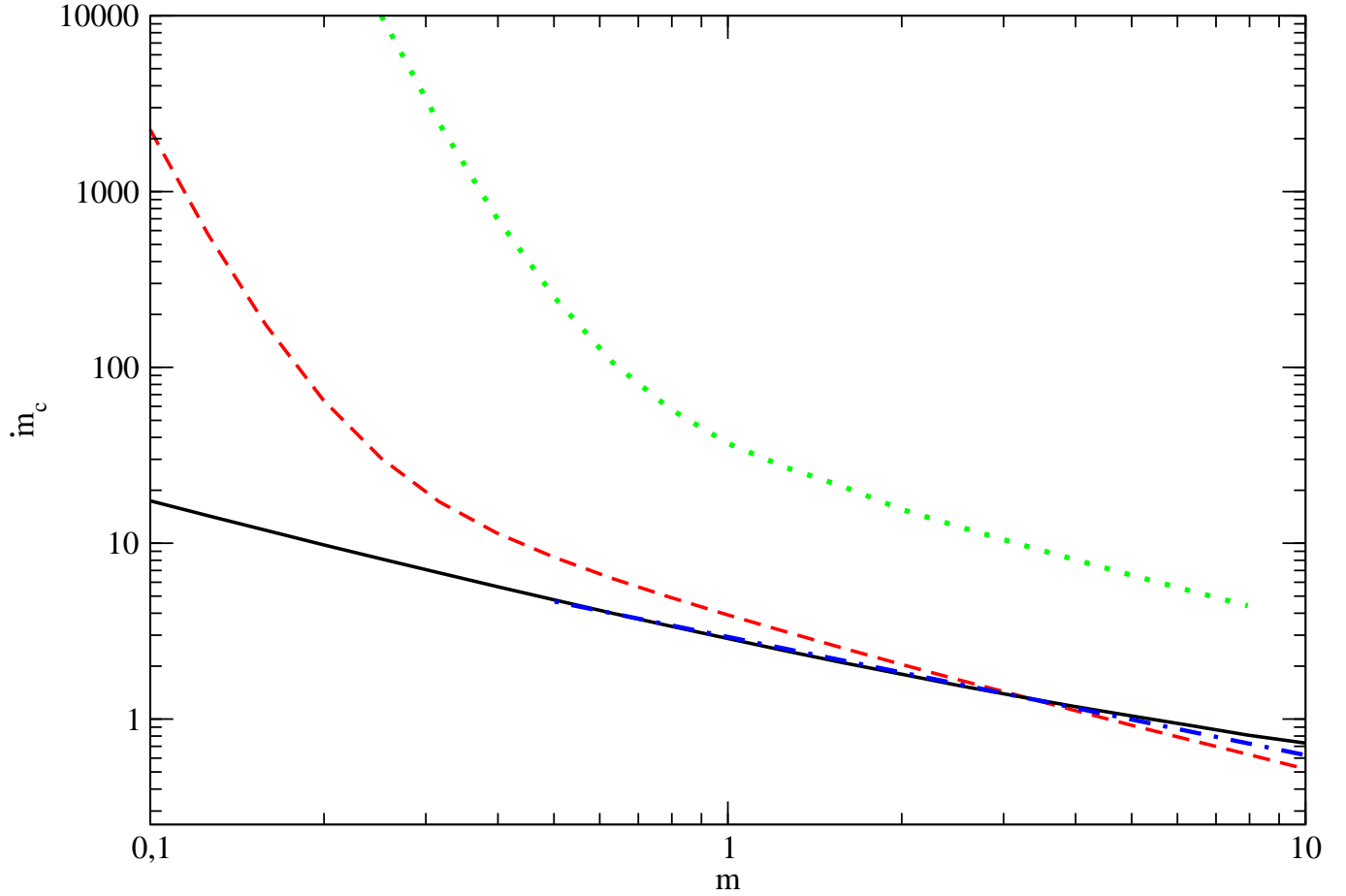


Figure 8. The dependency of dimensionless critical accretion rate \dot{m}_c on IBH's dimensionless mass $m = M/(10 M_\odot)$. Solid, dashed and dotted curves correspond to JWST detection limit, that of MM without the confusion effect being taken into account, and that of MM with this effect being accounted, respectively.

velocity distribution of IBHs with respect to CMZ gas is likely to be Maxwellian and there could be IBHs with a small velocity even when the bulk of them has typical velocity order of its dispersion value. Since the accretion rate sharply increases with decrease of velocity, there could be an IBH with luminosity exceeding the sensitivity limit.

Since JWST provides a better opportunity for detection of IBHs than MM¹⁰ we consider this option for JWST in detail. Our finding are expressed in terms of fractions f of some reference mass/number density of IBHs and using the reference value of $\lambda = 10^{-3}$. We consider the case when IBHs are assumed to be primordial and constitute a fraction of dark matter mass density in case of its distribution in form of a core or a cusp denoting the corresponding fractions as f^{core} and f^{cusp} , respectively. We also consider a possibility when IBHs are formed as a result of stellar evolution introducing a fraction of their number density, f^{SE} , expected in a recent model of their distribution in the Galaxy. The corresponding results are summarised in equation (18). From this equation it follows that when $\lambda = 10^{-2}$ and $M = 10 M_\odot$ we have $f^{cusp} \sim 10^{-3}$. Thus, observations with JWST could detect IBHs constituting a fraction of dark matter sufficient to explain the LIGO events when λ is larger than 10^{-2} and dark matter distribution has a cusp.

4.2 Efficiency of accretion and limits of applicability of our accretion model

A value of λ is very difficult to estimate because there are many factors, which could influence it. Among them are a degree of turbulence and a typical value of magnetic field of CMZ gas, possible velocity shears and density gradients inside CMZ, etc. Since such estimates must necessarily be done by numerical means the issues of computational resolution, potentially large Mach numbers and the necessity to survey a large parameter space of the problem also come into play¹¹. Although at the

¹⁰ This is determined by two circumstances. At first, since JWST has higher observational frequencies it has a better resolution and is, therefore, free from the confusion effect. At second, luckily, it has the best sensitivity at frequencies order of $10^{14} Hz$, which are close to typical frequencies, where an IBH has its maximal luminosity.

¹¹ Note that in case of very large Mach numbers an analytic approach is also possible, see (Bisnovatyi-Kogan et al. 1979).

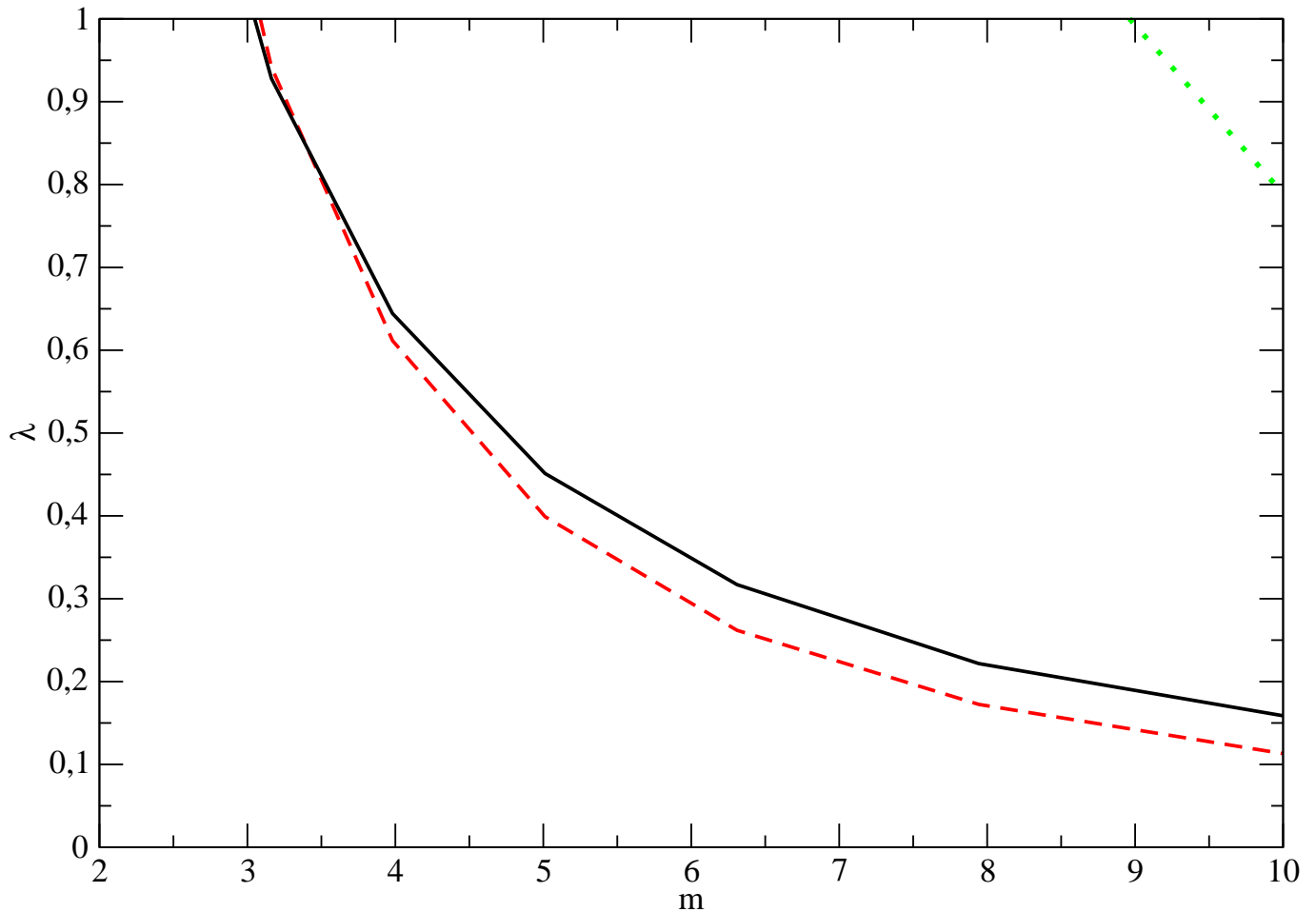


Figure 9. The dependency of the parameter λ on $m = M/(10 M_{\odot})$. Curves of different styles describe the same cases as in Fig. 8.

present time a comprehensive approach to this problem is absent it could be possible to make some preliminary considerations based on numerical studies of some limiting cases. When the medium is assumed to be uniform and unmagnetised numerical simulations suggest that λ can be order of unity, see (El Mellah & Casse 2015). This conclusion is presumably valid for black holes travelling at velocities order of $\sigma = 225 \text{ km s}^{-1}$ much larger than other characteristic values of velocity. These are the sound speed $v_s \approx 0.5 \text{ km s}^{-1}$, the Alfven speed $v_A \sim 1 \text{ km s}^{-1}$ calculated for the expected typical value of CMZ magnetic field order of $\sim 10^{-5} \text{ G}$ (e.g. (Yusef-Zadeh et al. 2013)) and a typical velocity of turbulent motion $v_{turb} \sim 10 \text{ km s}^{-1}$, see e.g. (Ginsburg et al. 2016; Shetty et al. 2012). On the other hand, the accretion radius $R_{acc} = \frac{2GM}{v^2} \approx 5 \cdot 10^{12} \text{ cm}$ for $m = 1$ and $v = \sigma$ is smaller than a typical size of density inhomogenities and large scale velocity shear, which is assumed to be equal to $R_{inh} \sim 1 \text{ pc}$ from now on, see e.g. (Shetty et al. 2012).

IBH velocity gets, however, smaller when we consider the tail of Maxwellian distribution over velocities. Remembering that in this case we estimate $v \sim N_{bh}\sigma$, where N_{bh} is the total number of IBHs in CMZ and using eq. (18) we have $v \approx 16\lambda_{-3}^{1/3} m^{0.53} \text{ km s}^{-1}$ and $R_{acc} \approx 2 \cdot 10^{14}$ when $v = 16 \text{ km s}^{-1}$ and $m = 1$. The obtained value of velocity is already of the order of v_{turb} . Unfortunately, we are not aware of any numerical calculations of accretion onto a black hole moving through a turbulent medium with velocity order of an average velocity of turbulent motion. However, a similar case of accretion onto a stationary black hole with average value of turbulent velocity order of sound speed considered in (Burleigh et al. 2017) suggests that in this case λ could be much smaller than one, with typical values $\sim 10^{-2} - 10^{-3}$, which, however, is already taken into account in (18) and (19), where it is implied that $\lambda \sim 10^{-3}$.

Even when the accretion radius is much smaller than a typical size of inhomogenities it was suggested that even a small density/velocity gradient could significantly influence accretion and lead to formation of an accretion disc, see (Illarionov & Sunyaev 1975). Later this problem was considered numerically, see e.g. (Ruffert 1999), where it was shown that, in fact, an amount of angular momentum accreted to small distances due to the presence of these inhomogenities is smaller than the analytic estimate. Also, the accreted angular momentum changes sign with time. Both these effect could inhibit formation of a disc¹².

¹² Note that even if a disc is formed, it must have the properties of so-called Radiatively Inefficient Accretion Flow, which has many

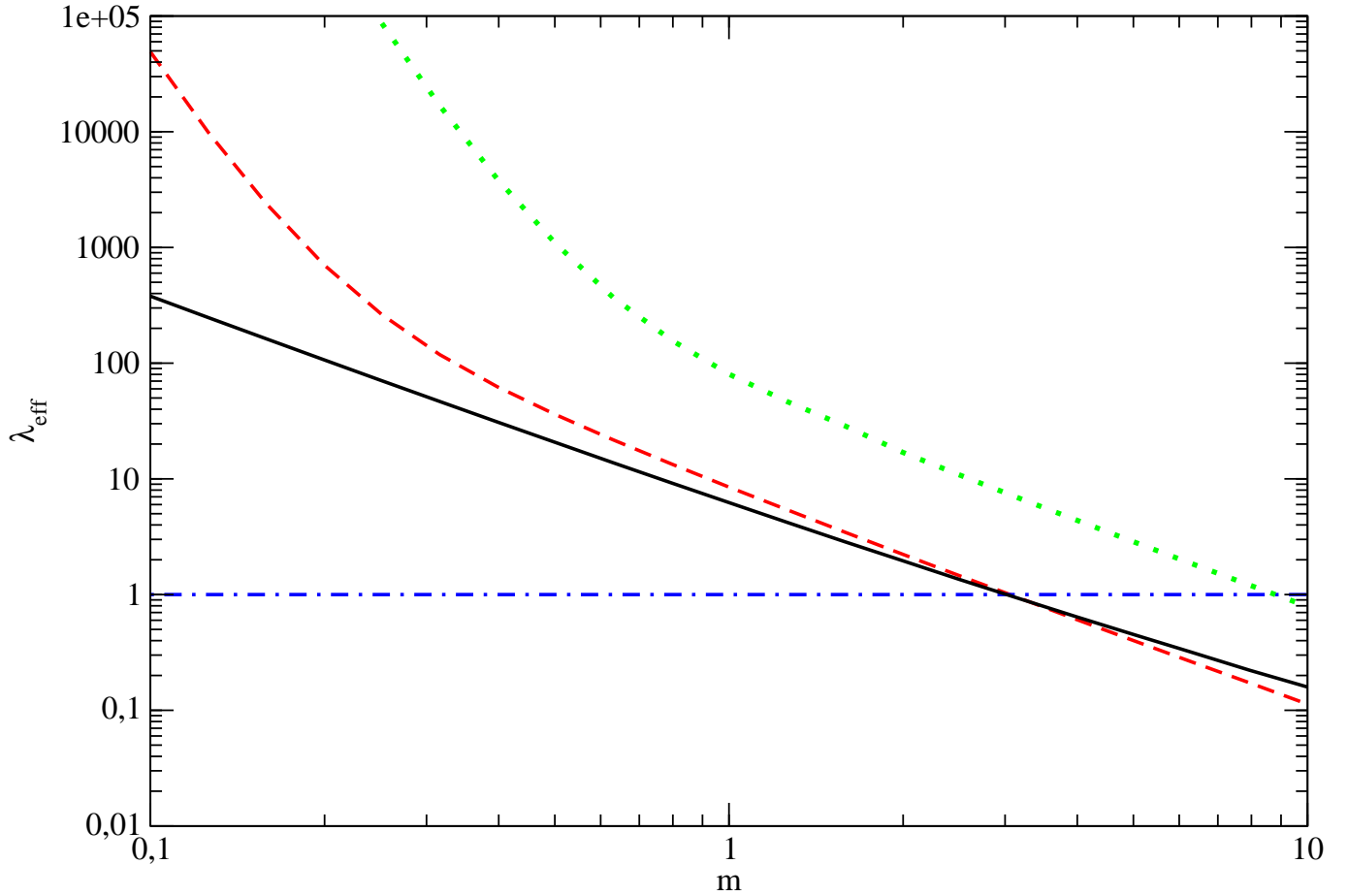


Figure 10. Same as Fig. 9, but now the dependency of parameter λ_{eff} is shown.

4.3 The possibility of radiation emission in other parts of spectrum in our model

In our model of IBH emission the bulk of energy is released in the infrared and visible parts of spectrum. Radiation in harder parts of spectrum could originate, in principle, due to Compton scatterings between synchrotron photons and magnetic reconnection events leading to the formation of high energy non-thermal electrons. However, the y -parameter defined as $y = \int_{R_{min}}^{\infty} dR \sigma_{Th} n \frac{k_B T_e}{m_e c^2}$, where σ_{Th} is the Thomson cross section (Illarionov & Syunyaev 1972) is extremely small in our case, order of $\sim 10^{-5}$ telling that the Compton effects may be negligible. The possible contribution of non-thermal electrons was considered in (Beskin & Karpov 2005), who assumed that a fraction order of 0.1 of released potential energy of infalling gas is transferred to relativistic electrons with a power-law distribution over their energy. They obtained rather flat spectra extending from infrared to gamma band with maximum of luminosity at frequencies order of 10^{15} Hz, which agrees with our approach¹³. In the model of (Beskin & Karpov 2005) luminosity in harder part of spectrum appears to be order of magnitude smaller than the region close to the maximum, thus reconfirming the necessity to pay attention to optical/infrared band for a search of IBHs.

4.4 A possible development of our approach

We assume the simplest possible model of CMZ. However, the region with distance order of 100 – 200 pc from the centre of our Galaxy is a very complex system. In particular, it contains extended molecular clouds with much larger number densities,

similarities with the spherical mode of accretion considered in this Paper and could be treated by similar means, see e.g. (Narayan & Yi 1994).

¹³ That the maximal luminosity is expected to correspond to the optical and infrared bands seemingly contradict to the results of the recent paper (Gaggero et al. 2017) who assume that 30 per cent of radiation is released in X-rays and use the fundamental plane relation to estimate luminosity in the radio band. Note, however, that the approach undertaken in this paper is purely phenomenological and relies on the assumption that radiation forms in an accretion disc with properties similar to those found in observed much more luminous systems.

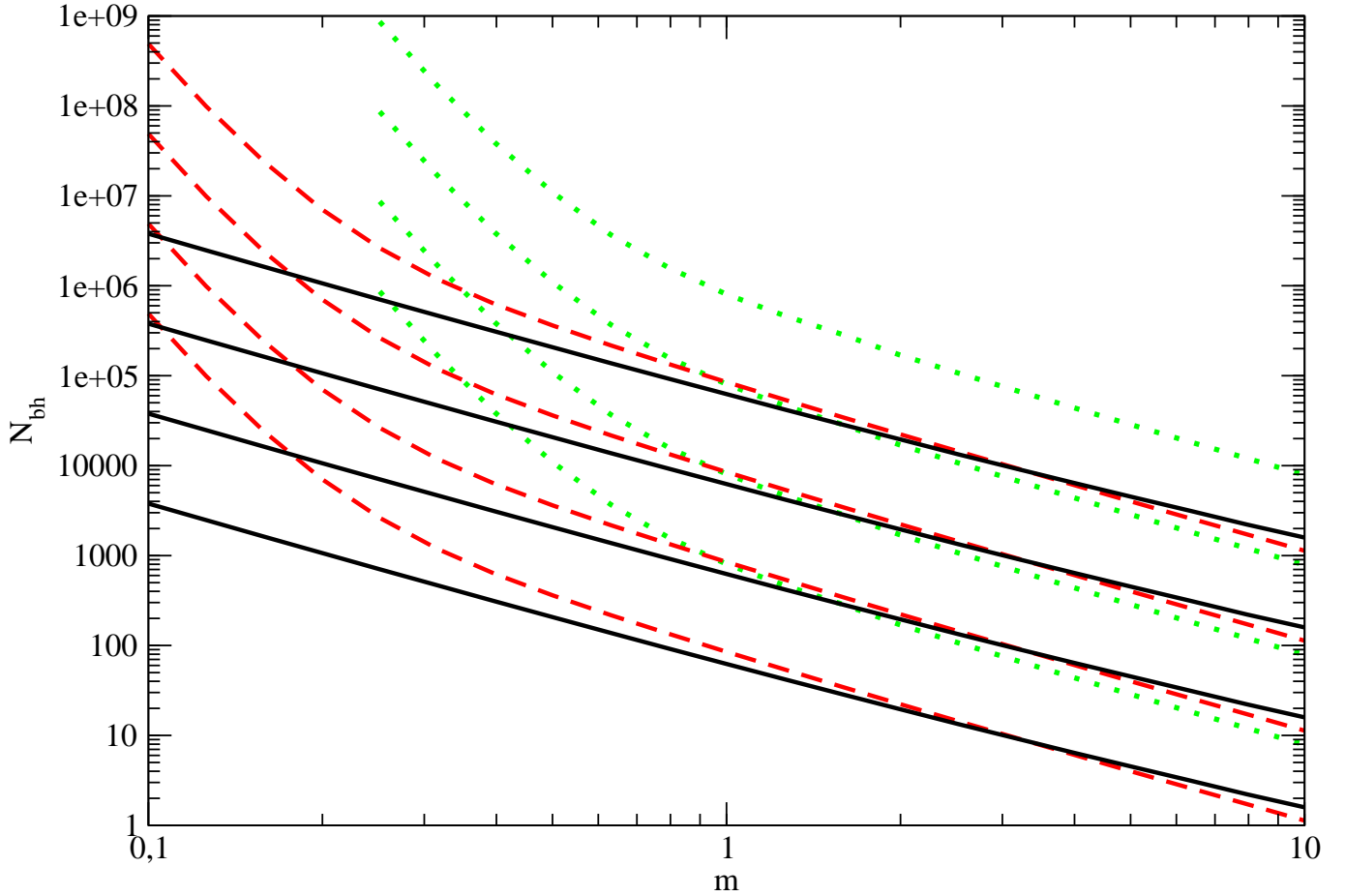


Figure 11. A minimal number of black holes within CMZ needed for observations with JWST and MM, for fixed values of the efficiency parameter λ , as a function of mass. Solid, dashed and dotted curves corresponding to observations with JWST and MM without and with the confusion limit being taken into account. Curves with progressively larger values of N_{bh} for a given value of m correspond to progressively smaller values of λ .

order of 10^4 cm^{-3} . It is of interest to repeat calculations reported in this Paper for a realistic model of CMZ. Obviously, there are some other sites to look for IBHs such as giant molecular clouds off GC or some other preferable places. Say, there are models of distribution of compact remnants of stellar evolution in our Galaxy suggesting that they are distributed in a ring of size 5 kpc, see (Popov & Prokhorov 1997, 1998).

The CMZ is also populated with a prominent population of infrared sources: young stellar objects (YSO). At the distance of CMZ they will look like point sources for both JWST and MM. YSOs possess a large variety of SEDs, some of them may visually look quite similar to those of IBHs (Robitaille et al. 2006; Robitaille 2017). So there is one more issue to be addressed: by future studies how to distinguish them. A more detailed comparison of spectra of YSOs and IBHs can help to answer this question. Finally, the number of faint YSOs in the CMZ is not known. If the number of sources detectable by MM is of an order of 10^5 or higher, they will create the confusion noise, similar to distant galaxies, and the sensitivity of Millimetron may be worse than expected in the CMZ. A possible way to suppress confusion considerably is to use a difference in patterns of spatial distribution between YSOs and IBHs – while the former are overwhelmingly reside inside dense giant molecular clouds, the latter objects are distributed almost uniformly across the CMZ.

ACKNOWLEDGEMENTS

We are grateful to E. V. Mikheeva, S. B. Popov and Ya. A. Shchekinov for important discussions and to D. Tsuna for useful comments. This work was supported in part by RFBR grant 17-52-45053 and in part by RFBR grant 19-02-00199. MSP acknowledges support of Leading Science School MSU (Physics of Stars, Relativistic Compact Objects and Galaxies) and support by the Foundation for the Advancement of Theoretical Physics and Mathematics “BASIS” grant 18-1-2-51-1.

REFERENCES

- Agol E., Kamionkowski M., 2002, *MNRAS*, **334**, 553
- Armitage P. J., Natarajan P., 1999, *ApJ*, **523**, L7
- Bennett D. P., et al., 2002, *ApJ*, **579**, 639
- Beskin G. M., Karpov S. V., 2005, *A&A*, **440**, 223
- Bisnovatyi-Kogan G. S., Ruzmaikin A. A., 1976, *Ap&SS*, **42**, 401
- Bisnovatyi-Kogan G. S., Kazhdan Y. M., Klypin A. A., Lutskii A. E., Shakura N. I., 1979, *Soviet Ast.*, **23**, 201
- Burleigh K. J., McKee C. F., Cunningham A. J., Lee A. T., Klein R. I., 2017, *MNRAS*, **468**, 717
- Campana S., Pardi M. C., 1993, *A&A*, **277**, 477
- Carr B., Kühnel F., Sandstad M., 2016, *Phys. Rev. D*, **94**, 083504
- Chisholm J. R., Dodelson S., Kolb E. W., 2003, *ApJ*, **596**, 437
- El Mellah I., Casse F., 2015, *MNRAS*, **454**, 2657
- Eldridge J. J., Langer N., Tout C. A., 2011, *MNRAS*, **414**, 3501
- Ermash A. A., Pilipenko S. V., Lukash V. N., 2018, arXiv e-prints,
- Fender R. P., Maccarone T. J., Heywood I., 2013a, *MNRAS*, **430**, 1538
- Fender R. P., Maccarone T. J., Heywood I., 2013b, *MNRAS*, **430**, 1538
- Ferrière K., Gillard W., Jean P., 2007, *A&A*, **467**, 611
- Fritz T. K., et al., 2011, *ApJ*, **737**, 73
- Fujita Y., Inoue S., Nakamura T., Manmoto T., Nakamura K. E., 1998, *ApJ*, **495**, L85
- Gaggero D., Bertone G., Calore F., Connors R. M. T., Lovell M., Markoff S., Storm E., 2017, *Physical Review Letters*, **118**, 241101
- Ginsburg A., et al., 2016, *A&A*, **586**, A50
- Hektor A., Hütsi G., Raidal M., 2018, *A&A*, **618**, A139
- Henshaw J. D., et al., 2016, *MNRAS*, **457**, 2675
- Igumenshchev I. V., Narayan R., 2002, *ApJ*, **566**, 137
- Illarionov A. F., Sunyaev R. A., 1975, *A&A*, **39**, 185
- Illarionov A. F., Syunyaev R. A., 1972, *Soviet Ast.*, **16**, 45
- Ipsier J. R., Price R. H., 1982, *ApJ*, **255**, 654
- Kardashev N. S., et al., 2014, *Physics Uspekhi*, **57**, 1199
- Maccarone T. J., 2005, *MNRAS*, **360**, L30
- McDowell J., 1985, *MNRAS*, **217**, 77
- McMillan P. J., 2011, *MNRAS*, **414**, 2446
- Narayan R., Yi I., 1994, *ApJ*, **428**, L13
- Nesti F., Salucci P., 2013, *J. Cosmology Astropart. Phys.*, **7**, 016
- Pacholczyk A. G., 1970, *Radio astrophysics. Nonthermal processes in galactic and extragalactic sources*
- Planck Collaboration et al., 2014, *A&A*, **571**, A11
- Popov S. B., Prokhorov M. E., 1997, *Ap&SS*, **252**, 351
- Popov S. B., Prokhorov M. E., 1998, *A&A*, **331**, 535
- Robitaille T. P., 2017, *A&A*, **600**, A11
- Robitaille T. P., Whitney B. A., Indebetouw R., Wood K., Denzmore P., 2006, *ApJS*, **167**, 256
- Ruffert M., 1999, *A&A*, **346**, 861
- Sasaki M., Suyama T., Tanaka T., Yokoyama S., 2016, *Physical Review Letters*, **117**, 061101
- Shapiro S. L., 1973, *ApJ*, **185**, 69
- Shapiro S. L., Teukolsky S. A., 1983, *Black holes, white dwarfs, and neutron stars: The physics of compact objects*
- Shetty R., Beaumont C. N., Burton M. G., Kelly B. C., Klessen R. S., 2012, *MNRAS*, **425**, 720
- Shvartsman V. F., 1971, *Soviet Ast.*, **15**, 377
- Sofue Y., 2013, *PASJ*, **65**, 118
- Tsuna D., Kawanaka N., Totani T., 2018, *MNRAS*, **477**, 791
- Valenti E., et al., 2018, *A&A*, **616**, A83
- Yusef-Zadeh F., et al., 2013, *ApJ*, **762**, 33