

Evidence for the accretion origin of halo stars with an extreme r-process enhancement

Qian-Fan Xing¹, Gang Zhao¹, Wako Aoki^{2,3}, Satoshi Honda⁴, Hai-Ning Li¹, Miho N. Ishigaki⁵,
Tadafumi Matsuno^{2,3}

¹*Key Laboratory of Optical Astronomy, National Astronomical Observatories, Chinese Academy of Sciences, Beijing 100101, China; gzhao@nao.cas.cn, qfxing@nao.cas.cn*

²*National Astronomical Observatory of Japan, 2-21-1 Osawa, Mitaka, Tokyo 181-8588, Japan*

³*Department of Astronomical Science, School of Physical Sciences, The Graduate University of Advanced Studies (SOKENDAI), 2-21-1 Osawa, Mitaka, Tokyo 181-8588, Japan*

⁴*Center for Astronomy, University of Hyogo, 407-2, Nishigaichi, Sayo-cho, Sayo, Hyogo 679-5313, Japan*

⁵*Kavli Institute for the Physics and Mathematics of the Universe, The University of Tokyo, Kashiwa, Chiba 277-8583, Japan*

Small stellar systems like dwarf galaxies are suggested to be the main building blocks of our Galaxy by numerical simulations¹ in Lambda CDM models. The existence of star streams like Sagittarius tidal stream² indicates that dwarf galaxies play a role in the formation of the Milky Way. However, it is unclear how many and what kind of stars in our Galaxy are originated from satellite dwarf galaxies, which could be constrained by chemical abundances of metal-poor stars. Here we report on the discovery of a metal-poor star with an extreme r-process enhancement and α -element deficiency. In this star, the abundance ratio of the

r-process element Eu with respect to Fe is more than one order of magnitude higher than the Sun and the metallicity is $1/20$ of the solar one. Such kind of stars have been found in present-day dwarf galaxies, providing the clearest chemical signature of past accretion events. The long timescale of chemical evolution of the host dwarf galaxy expected from the abundance of α element with respect to Fe suggests that the accretion occurred in a relatively late phase compared to most of the accretions that formed the bulk of the Milky Way halo.

Chemical abundance ratios of stars reflect the contributions of nucleosynthesis by earlier generation stars that have provided the products through stellar mass-loss and supernova explosions. The products are dependent on progenitor masses. High-mass ($>8 M_{\odot}$) and short-lived stars dominate the chemical enrichment at the early stage of the Galaxy³. The yields of type II supernova (SN II) resulting from explosions of massive stars are rich in α -elements (e.g. Mg, Si, Ca, and Ti), resulting in α -element enhancements ($[\text{Mg}/\text{Fe}] \sim +0.4$) of the Galactic metal-poor stars⁴. There is, however, evidence of scatter in $[\alpha/\text{Fe}]$ in Galactic halo stars, and a small number of metal-poor stars show particularly low $[\text{Mg}/\text{Fe}]$ values (α -poor stars)^{5,6}, implying that the chemical enrichment history is different from that for the bulk of halo stars (see Figure 1a).

Many of metal-poor stars with low $[\text{Mg}/\text{Fe}]$ have been found in dwarf galaxies around the Milky Way⁷. Figure 2a shows the Mg abundance distribution of Fornax, Sculptor, Draco, Carina and Sextans dwarf galaxies, in comparison with those of Galactic halo stars. These dwarf galaxies are called classical dwarf galaxies and have luminosity larger than 10^5 solar luminosity, whereas galaxies having smaller luminosity are called ultra-faint dwarf galaxies. While all of these classical

dwarf galaxies possess Mg-enhanced stellar population similar to stars in the Galactic halo in particular at very low metallicity, the declines of their [Mg/Fe] occur at much lower metallicities and decrease to lower values than in the Milky Way⁸. Contributions from type Ia supernova (SN Ia) are the most promising explanation for the low [Mg/Fe] of these dwarf galaxies, although variations of the initial mass function are also argued⁹. Since the time-scale of SN Ia is longer than that of core-collapse supernovae, which yields high [α /Fe] ratios, α -poor stars should have been formed in environment with slower chemical evolution as expected for dwarf galaxies. The α -poor stars in the Galactic halo could provide direct link between halo building blocks and satellite dwarf galaxies, but evidence for accretion from such small stellar systems in chemical abundance ratios in the halo stars is still limited.

LAMOST J112456.61+453531.3 (hereafter J1124+4535) was identified as a candidate of α -poor star^{10,11} in the Galactic halo by low-resolution spectroscopy in the Large Sky Area Multi-Object Fiber Spectroscopic Telescope (LAMOST) survey¹². A high-resolution ($R = 45,000$) follow-up spectrum for J1124+4535 was obtained with the Subaru Telescope High Dispersion Spectrograph¹³ (HDS) in February 2017, covering 4030-6800 Å with S/N = 60 and 30 at 5200 Å and 4130 Å, respectively. An effective temperature of 5180 K, a surface gravity of $\log g = 2.7$ and a micro-turbulent velocity of 1.5 km s^{-1} are determined by spectroscopic analysis of Fe lines (see Methods). The chemical abundances for a total of 24 elements, as well as upper limits for two others, are determined by the standard abundance analysis and spectrum synthesis techniques based on model atmospheres¹⁴ (see Table 1). J1124+4535 has [Mg/Fe] = -0.31 (here $[A/B] = \log_{10}(N_A/N_B)_* - \log_{10}(N_A/N_B)_\odot$ for elements A and B) with [Fe/H] of -1.27 , confirming the Mg deficiency dis-

covered from the low-resolution spectrum. The $[\text{Mg}/\text{Fe}]$ of J1124+4535 is more than 0.6 dex below the typical $[\text{Mg}/\text{Fe}]$ of the Galactic stars with similar metallicity (see Figure 1a). This significant departure from the general Mg enhancement trend of the Galactic metal-poor stars implies J1124+4535 is formed in a separate system with relatively low star formation rate (SFR) such as dwarf galaxies.

A more remarkable feature of J1124+4535 is the extreme enhancement of r-process elements. Figures 1b and 1c show the $[\text{Eu}/\text{Fe}]$ and $[\text{Eu}/\text{Mg}]$ of J1124+4535 in comparison with Galactic stars from the literature. As shown in Figure 1d, the abundances of heavy neutron-capture elements of J1124+4535 are in agreement with the scaled solar-system r-process pattern¹⁵, consistent with the heavy neutron-capture element ($Z \geq 56$) abundance pattern of r-process enhanced stars in the halo and dwarf galaxies¹⁶. Most of r-II stars¹⁶ (r-process-enhanced stars with $[\text{Eu}/\text{Fe}] > +1$) are found in the Galactic halo at extremely low metallicity ($[\text{Fe}/\text{H}] < -2.5$), and the fraction is quite low: less than 5% stars in this metallicity range¹⁶. These extremely metal-poor stars would be formed from gas clouds that were affected by events that yielded large amount of r-process elements (most likely mergers of binary neutron stars). J1124+4535 is a unique object that shows large enhancement of r-process elements like r-II stars but is just moderately metal-poor. Such large excesses of r-process elements are not expected in stars with higher metallicity (moderately metal-poor stars), because the chemical composition of these stars are usually determined by contributions of a large number of nucleosynthesis events until the stars were formed, and any single event could not significantly change the abundance ratios. Only a few of such moderately metal-poor r-II stars have been found in the Galactic halo (HD 222925 and J1802-4404)^{17, 18} and bulge¹⁹. J1124+4535 is unique among

them for being deficient in α -elements.

Interestingly, however, such moderately metal-poor stars with large enhancement of r-process elements are found in dwarf galaxies around the Milky Way (see Figure 2b). For instance, COS 82 in Ursa Minor (UMi) dwarf galaxy has $[\text{Fe}/\text{H}] = -1.4$ and $[\text{Eu}/\text{Fe}] = +1.2$ with r-process abundance pattern²⁰. The extremely large enhancement of r-process elements of J1124+4535 with $[\text{Fe}/\text{H}] = -1.27$ and $[\text{Eu}/\text{Fe}] = +1.1$ is similar to this star in UMi dwarf galaxy. Moreover, the sub-solar $[\text{Mg}/\text{Fe}]$ of J1124+4535 agrees well with the trend in the UMi stars (see Figure 2a). Figure 3 shows the abundances of J1124+4535 and UMi stars in comparison with Galactic halo stars. Generally, the abundances of J1124+4535 are in a good agreement with those of UMi stars. They exhibit abnormally low Carbon abundances. Their Na, Sc, Ni and Zn abundances are clearly lower than that of Galactic halo stars. The UMi stars exhibit α -element (Mg, Si, Ca and Ti) abundances ratios consistent with those of halo stars at very low metallicity, but their abundance ratios steadily decrease to sub-solar values with increasing metallicity. The $[\text{Cr}/\text{Fe}]$ and $[\text{Mn}/\text{Fe}]$ of UMi stars appear to behave as halo stars and increase with increasing $[\text{Fe}/\text{H}]$. The $[\text{Sr}/\text{Fe}]$ values of J1124+4535 and UMi stars with $[\text{Fe}/\text{H}] > -2$ are lower than typical values of halo stars, in contrast to large enhancement of heavier neutron-capture elements in J1124+4535 and UMi COS 82. This implies that these stars are not significantly affected by s-process, in particular weak s-process, nor by weak r-process²¹. The overall abundance pattern of J1124+4535 suggests it has been formed in a dwarf galaxy similar to UMi. This star would provide the strongest evidence for accretion of dwarf spheroidal (dSph) galaxies from stellar chemical composition obtained so far.

The recent discovery of the r-process-enhancement in extremely metal-poor stars in the ultra-faint dwarf galaxy Reticulum II²² suggests that r-II stars in the Galactic halo are formed in small stellar systems affected by an r-process event. Recent chemical evolution models for dwarf galaxies support this interpretation²³. The first detection of gravitational-wave from a neutron star merger (NSM) confirms the contribution of r-process elements from the NSM²⁴. The long time-scale of the orbital decay of a neutron star binary results in delayed enrichment from the NSM. In order to accommodate such delay, the extremely r-process-enhanced stars originated from NSM with $[\text{Fe}/\text{H}] \sim -3$ must have been formed in environment with slow chemical evolution. Because of lower star formation efficiencies, $[\text{Fe}/\text{H}]$ of interstellar medium in dwarf galaxies would be lower than in the Milky Way when early NSM occurred. Hence, r-process-enhanced stars could be formed at extremely low metallicity in small stellar systems even if the time-scale of mergers of binary neutron stars is assumed to be long.

The r-process-enhanced star J1124+4535 would also be originated from a dwarf galaxy. The situation is, however, different from r-II stars with extremely low metallicity previously known. The metallicity of this object is more than one order of magnitude higher. The amount of Eu in this object ($[\text{Eu}/\text{H}] = -0.17$) is one order of magnitude higher than in extremely metal-poor r-II stars ($[\text{Eu}/\text{H}] \sim -1.3$). The amount of Eu in Reticulum II (Ret II) stars could be explained by pollution of a $10^6 M_{\odot}$ cloud²² by a single r-process event that yields Eu $10^{-4.3} M_{\odot}$. If the same yields of the r-process event is assumed, the gas cloud of the progenitor of J1124+4535, as well as moderately metal-poor stars with r-process excess in dwarf galaxies, should be as small as $10^5 M_{\odot}$. It would be a challenge to model efficient capture of the energetic ejecta from NSM in such low-mass

gas clouds. It is noted that the amount of Eu in Ret II could also be explained by magnetorotationally driven supernovae (also called as Jet-SN)²⁵. These particular supernovae synthesize large quantities of r-process material that are similar to the r-process yields of NSM, resulting in the difficulty in distinguishing these two sites based on the current data²². An alternative possibility is that the progenitor dwarf galaxy of J1124+4535, as well as Ursa Minor dwarf galaxy that includes COS 82, has been enriched by more than one r-process event. In that case, however, there is a difficulty in explaining the fact that only a small number of stars are exceptionally enhanced in r-process elements.

Similar estimations on ejecta and gas cloud masses (10^3 to $10^4 M_{\odot}$) were made for another moderately metal-poor r-II star, HD 222925 ($[Eu/Fe] = +1.33$, $[Fe/H] = -1.47$ and $[\alpha/Fe] = +0.4$), recently discovered¹⁷. In contrast to J1124+4535, the $[\alpha/Fe]$ ratio of HD 222925 is as high as those of typical halo stars. This indicates that HD 222925 was formed in a system with relatively rapid chemical evolution, whereas J1124+4535 was formed in a galaxy with slower chemical evolution of longer duration. Hence, J1124+4535 is a unique object that provides a clear signature of accretion of evolved dwarf galaxy, like current dwarf galaxies such as Ursa Minor, to the Milky Way halo in a later phase.

It is not easy to identify the record of accretion of dSph galaxies in chemical abundances of individual stars. The deficiency of α element and large excess of r-process elements found in J1124+4535 provide clear evidence for accretion of a small galaxy that is similar to present-day dwarf galaxies. The α -element deficiency of metal-poor stars is regarded as a result of relatively

slow chemical evolution of their birth site. The origin of r-process-excess in moderately metal-poor stars may be caused by a single r-process event in a protogalactic fragment with small mass. Stars similar to J1124+4535 are very rare and have only been found in dSph galaxies. The discovery of J1124+4535 could be a start of chemical identification of stars accreted from dSph galaxies.

Table 1: Chemical abundances of J1124+4535

Element X	$\log(N_X/N_H + 12)$	[X/Fe]	N_{lines}	σ
Fe I	6.23	0.00	95	0.10
Fe II	6.23	0.00	10	0.09
C (CH)	6.74	−0.42	...	0.20
Na I	4.08	−0.89	2	0.13
Mg I	6.02	−0.31	3	0.09
Si I	6.06	−0.18	4	0.08
Ca I	4.98	−0.09	12	0.08
Sc II	1.73	−0.15	6	0.09
Ti I	3.63	−0.05	8	0.09
Ti II	3.81	0.13	7	0.10
Cr I	4.04	−0.33	6	0.08
Mn I	3.84	−0.32	4	0.10
Ni I	4.60	−0.35	6	0.10
Zn I	2.92	−0.37	2	0.09
Sr II	1.24	−0.36	2	0.10
Y II	0.76	−0.18	4	0.13
Zr II	1.44	0.13	2	0.14
Ba II	1.15	0.24	4	0.12
La II	0.51	0.68	6	0.09
Ce II	0.72	0.41	4	0.13
Pr II	0.20	0.75	4	0.13
Nd II	0.81	0.66	15	0.14
Sm II	0.52	0.83	14	0.13
Eu II	0.35	1.10	1	0.10
Gd II	0.63	0.83	2	0.13
Dy II	0.74	0.91	2	0.15
Er II	< 0.7	< 1.05	1	...
Th II	< −0.16	< 1.09	1	...

Abundance ratios for J1124+4535 as derived from Subaru/HDS spectra. The abundance of Fe I and solar abundances from literature²⁶ are adopted for obtaining [X/Fe]. The error is the quadratic sum of the random error and errors due to the stellar parameter uncertainties ($\delta T_{\text{eff}} = 100$ K, $\delta \log g = 0.3$ dex, and $\delta V_{\text{micro}} = 0.3$ km s^{−1}). The random error is estimated to be $\sigma_v N_{\text{lines}}^{-1/2}$, where σ_v is the dispersion around the mean abundance obtained from different lines for each species, and N_{lines} is the number of lines used to derive abundance. The σ_v of Fe I is adopted for species with $N_{\text{lines}} < 3$. For C and Eu abundances measured by spectral synthesis, the errors are estimated based on comparison with synthetic spectra.

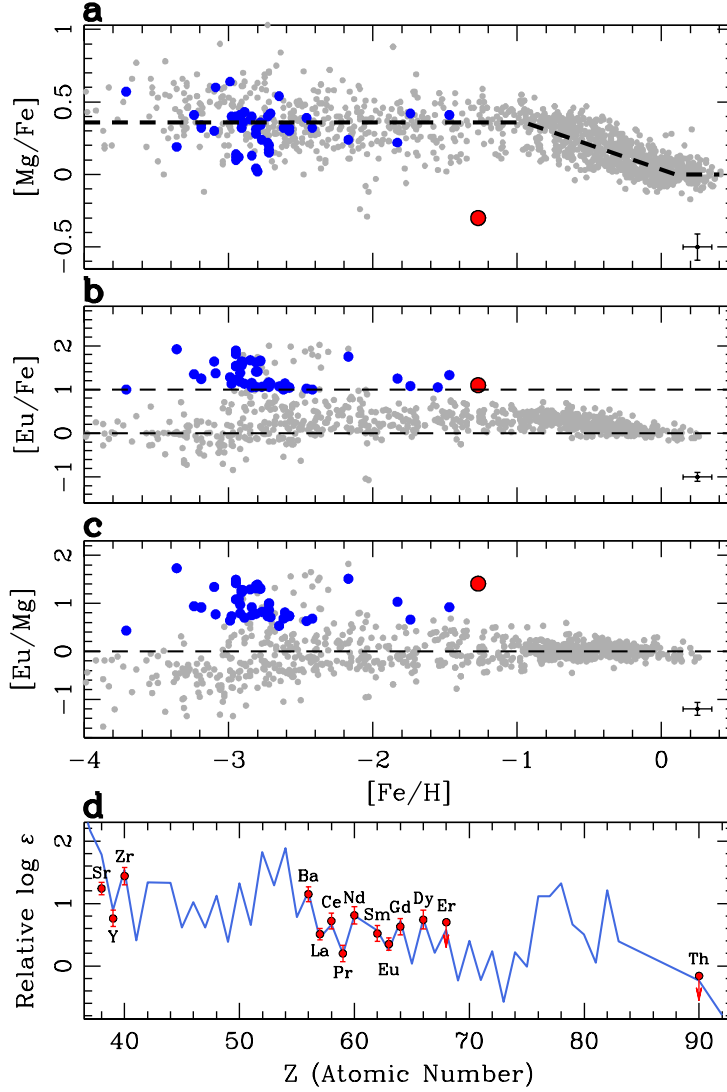


Figure 1: Abundance ratios of Mg, Eu as a function of metallicity in J1124+4535 and Galactic halo and disk stars. a: $[Mg/Fe]$ versus $[Fe/H]$ for J1124+4535 (red filled circle), Galactic halo and disk stars (gray filled circles^{16,27,28}). The blue filled circles represent the known r-II field stars^{16,27,29}, including moderately metal-poor r-II stars HD 222925 ($[Eu/Fe] = +1.33$, $[Fe/H] = -1.47$ and $[Mg/Fe] = +0.4$) and J1802-4404 ($[Eu/Fe] = +1.05$ and $[Fe/H] = -1.55$). The dashed line indicates the trend found in the Milky Way field stars. **b:** Same as Fig. 1a, but for $[Eu/Fe]$. **c:** Same as Fig. 1a, but for $[Eu/Mg]$. **d:** Abundances of neutron-capture elements in J1124+4535 (red dots) compared with the r-process component in solar system (solid line)¹⁵, scaled to match the abundances of Ba to Dy in J1124+4535. The σ of derived abundances are shown as error bars.

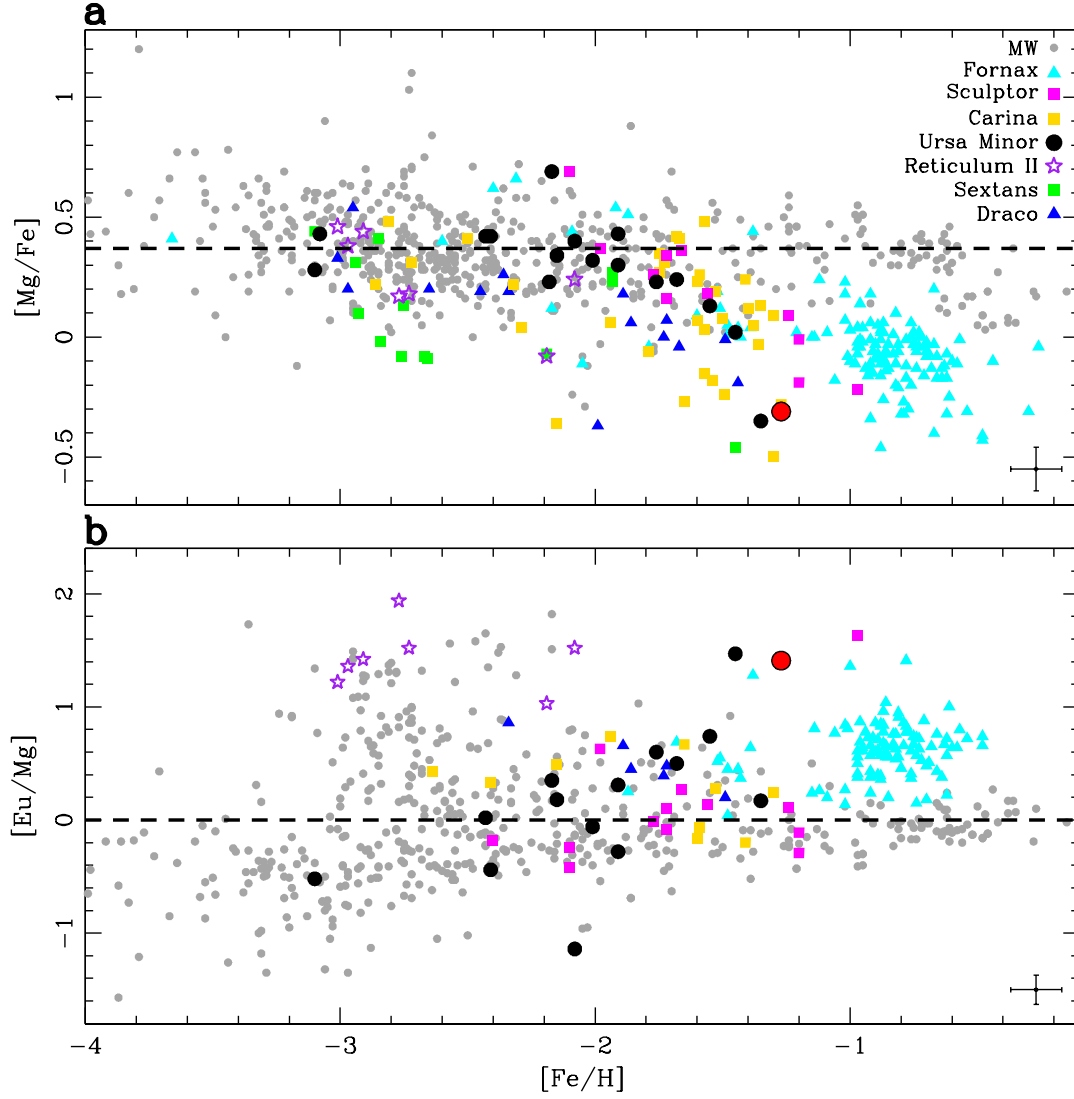


Figure 2: Abundance ratios of Mg, Eu as a function of metallicity in J1124+4535 and other metal-poor stars. a: $[Mg/Fe]$ versus $[Fe/H]$ for J1124+4535 (red filled circle), Galactic halo field stars (gray filled circles^{27,28}), stars in the ultra-faint dwarf galaxy Reticulum II²² and stars in classical dwarf galaxies³⁰ named Fornax, Sculptor, Carina, Ursa Minor, Sextans and Draco. The dashed line represents the average value of $[Mg/Fe]$ in the Galactic halo. **b:** Same as Fig. 2a, but for $[Eu/Mg]$.

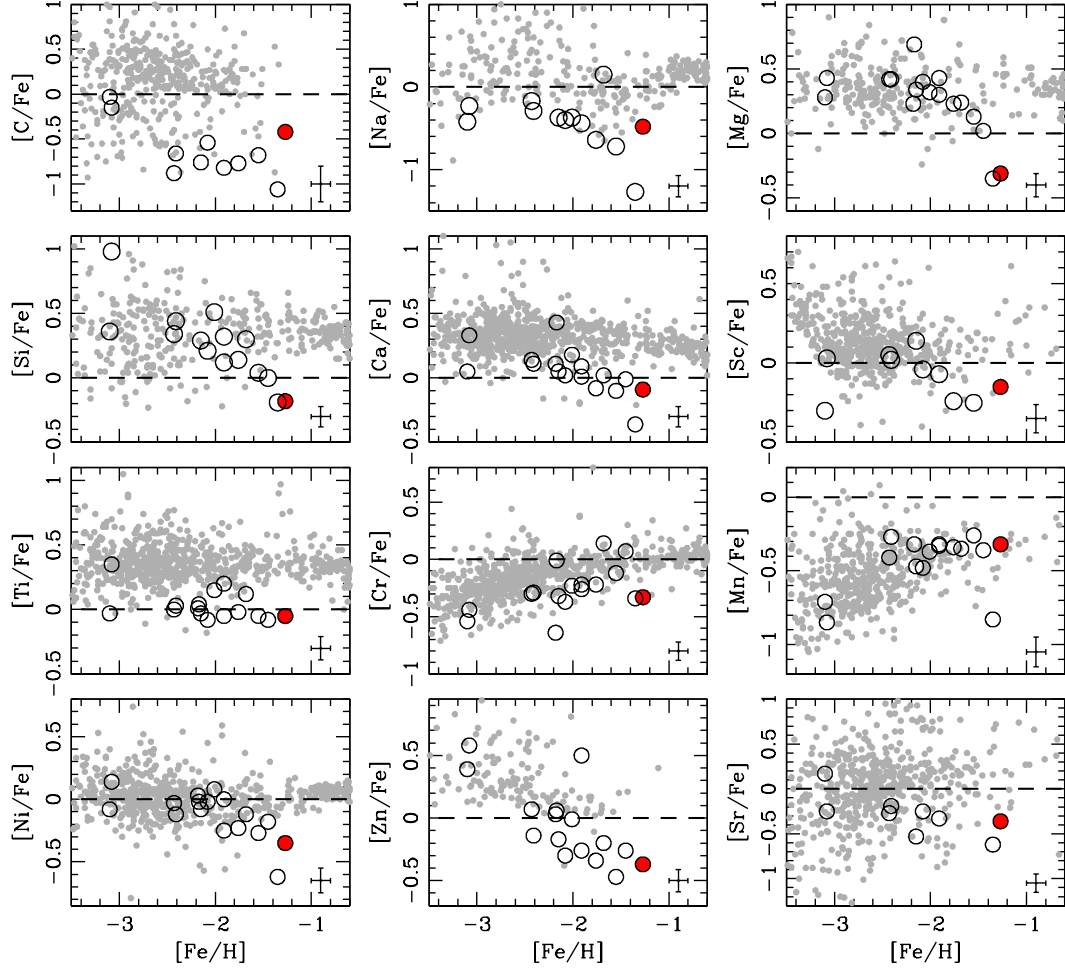


Figure 3: Abundance ratios as a function of metallicity in J1124+4535 and stars in the classical dwarf galaxy UMi. In twelve elements, J1124+4535 (red filled circle) is compared with the sample of UMi stars (black open circles³⁰) and halo stars (gray filled circles^{27,28})

References

1. Bullock, J. S., & Johnston, K. V. Tracing galaxy formation with stellar halos. I. methods. *Astrophys. J.* **635**, 931-949 (2005).
2. Ibata, R., Gilmore, G., & Irwin, M. J. A dwarf satellite galaxy in Sagittarius. *Nature* **370**, 194-196 (1994)
3. Tinsley, B. M. Stellar lifetimes and abundance ratios in chemical evolution. *Astrophys. J.* **229**, 1046-1056 (1979)
4. McWilliam, A. Abundance ratios and galactic chemical evolution. *Annu. Rev. Astron. Astrophys.* **35**, 503-556 (1997)
5. Ivans, I. I. et al. Chemical substructure in the Milky Way halo: a new population of old stars. *Astrophys. J.* **592**, 906-934 (2003)
6. Caffau, E. et al. X-shooter GTO: evidence for a population of extremely metal-poor, alpha-poor stars. *Astron. Astrophys.* **560**, A15 (2013)
7. Tolstoy, E., Hill, V., & Tosi, M. Star-formation histories, abundances, and kinematics of dwarf galaxies in the Local Group. *Annu. Rev. Astron. Astrophys.* **47**, 371-425 (2009)
8. Letarte, B. et al. A high-resolution VLT/FLAMES study of individual stars in the centre of the Fornax dwarf spheroidal galaxy. *Astron. Astrophys.* **523**, A17 (2010)
9. Kobayashi, C., Ishigaki, M. N., Tominaga, N., & Nomoto, K. The origin of low $[\alpha/\text{Fe}]$ ratios in extremely metal-poor stars. *Astrophys. J.* **785**, L5 (2014)
10. Xing, Q. F. & Zhao, G. Mining the Sloan Digital Sky Survey in search of extremely α -poor stars in the Galaxy. *Astrophys. J.* **790**, 33 (2014)
11. Xing, Q. F. & Zhao, G. Newly discovered alpha-poor stars in the solar neighborhood. *Astrophys. J.* **805**, 146 (2015)
12. Zhao, G. et al. LAMOST spectral survey — An overview. *Research. in Astron. Astrophys.* **12**, 723-734 (2012)

13. Noguchi, K. et al. High dispersion spectrograph (HDS) for the Subaru telescope. *Publ. Astron. Soc. Jpn.* **54**, 855-864 (2002)
14. Castelli, F., Gratton, R. G., & Kurucz, R. L. Notes on the convection in the ATLAS9 model atmospheres. *Astron. Astrophys.* **318**, 841-869 (1997)
15. Arlandini, C. et al. Neutron capture in low-mass asymptotic giant branch stars: cross sections and abundance signatures. *Astrophys. J.* **525**, 886-900 (1999)
16. Hansen, T. T. et al. An r-process enhanced star in the dwarf galaxy Tucana III. *Astrophys. J.* **838**, 44 (2017)
17. Roederer, I. U. et al. The r-process alliance: a comprehensive abundance analysis of HD 222925, a metal-poor star with an extreme r-process enhancement of $[\text{Eu}/\text{H}] = -0.14$. *Astrophys. J.* **865**, 129 (2018)
18. Hansen, T. T. et al. The r-process alliance: first release from the southern search for r-process-enhanced stars in the Galactic halo. *Astrophys. J.* **858**, 92 (2018)
19. Howes, L. et al. The EMBLA survey - metal-poor stars in the Galactic bulge. *Mon. Not. R. Astron. Soc.* **460**, 884-901 (2016)
20. Aoki, W., Honda, S., Sadakane, K., & Arimoto, N. First determination of the actinide thorium abundance for a red giant of the ursa minor dwarf galaxy. *Publ. Astron. Soc. Jpn.* **59**, 15-19 (2007)
21. Travaglio, C. et al. Galactic evolution of Sr, Y, and Zr: a multiplicity of nucleosynthetic processes. *Astrophys. J.* **601**, 864-884 (2004)
22. Ji, A. P., Frebel, A., Chiti, A., & Simon, J. D. R-process enrichment from a single event in an ancient dwarf galaxy. *Nature* **531**, 610-613 (2016)
23. Hirai, Y. et al. Early chemo-dynamical evolution of dwarf galaxies deduced from enrichment of r-process elements. *Mon. Not. R. Astron. Soc.* **466**, 2474-2487 (2017)
24. Kasen, D. et al. Origin of the heavy elements in binary neutron-star mergers from a gravitational-wave event. *Nature* **551**, 80-84 (2017)

25. Nishimura, N., Takiwaki, T., & Thielemann, F. K. The r-process nucleosynthesis in the various jet-like explosions of magnetorotational core-collapse supernovae. *Astrophys. J.* **810**, 109 (2015)
26. Asplund, M., Grevesse, N., Sauval, A. J. & Scott, P. The chemical composition of the Sun. *Annu. Rev. Astron. Astrophys.* **47**, 481-522 (2009)
27. Frebel, A. Stellar archaeology: exploring the universe with metal-poor stars. *Astron. Nachr.* **331**, 474-488 (2010)
28. Ishigaki, M. N., Aoki, W., & Chiba, M. Chemical abundances of the Milky Way thick disk and stellar halo. II. sodium, iron-peak, and neutron-capture elements. *Astrophys. J.* **771**, 67 (2013)
29. Roederer, I. U., Hattori, K., & Valluri, M. Kinematics of highly r-process-enhanced field stars: evidence for an accretion origin and detection of several groups from disrupted satellites. *Astron. J.* **156**, 179 (2018)
30. Suda, T. et al. The stellar abundances for galactic archaeology (SAGA) database - IV. compilation of stars in dwarf galaxies. *Publ. Astron. Soc. Jpn.* **69**, 76 (2017)

Methods

Discovery. LAMOST J1124+4535 (apparent magnitude $V = 13.98$) is located at RA = 11 h 24 min 56.7 s, dec. = $+45^{\circ}35'32''$ (equinox 2000). The low-resolution ($R \sim 1800$) spectrum was obtained by LAMOST on 8 January 2015. The $[\text{Mg}/\text{Fe}]$ of the observed spectrum was determined by fitting the Mg Ib line. J1124+4535 was selected as a candidate of α -poor star according to its sub-solar $[\text{Mg}/\text{Fe}]$.

High-resolution spectroscopy. The high-resolution spectra of LAMOST J1124+4535 were obtained on 16 February 2017 with Subaru/HDS. The observation was taken with a spectral resolution of $R = 45,000$. Data reduction was carried out with the IRAF package.

Stellar parameter and abundance determination. Stellar parameters were determined based on high-resolution spectra. Effective temperature was derived by demanding that the abundances of individual Fe I absorption lines are independent of their excitation potentials. Microturbulent velocity was determined from the atomic Fe I absorption lines by ensuring that the derived abundances exhibit no trend with the reduced equivalent widths. Surface gravity was determined from a reasonable agreement between two ionization stages of Fe (Fe I and Fe II). The Fe abundances derived from 95 Fe I lines and 10 Fe II lines are used for the analysis. Although the uncertainty of the parallax provided by Gaia DR2³¹ is large (relative error of 40%), we derived a surface gravity of $\log g = 2.4$ based on the Gaia data³². This $\log g$ is not inconsistent with the adopted value $\log g = 2.7$. Radial velocity was measured from the line positions of the Fe absorption lines. The heliocentric radial velocity of J1124+4535 is $54.8 \pm 0.5 \text{ km s}^{-1}$. Equivalent widths of absorption lines were measured by fitting Gaussian profiles. The elemental abundances were determined in the standard local thermodynamic equilibrium (LTE) manner, employing ATLAS model atmospheres with no convective overshooting¹⁴ and the MOOG code³³. The carbon abundance was derived by matching CH band at 4310 Å. The spectrum-synthesis technique was used for the determination of Eu abundance (as shown in Supplementary Figure 1). The upper limits on the Er and Th abundances are estimated from Er II 4142 Å line and Th II 5989 Å line. A line list compiled from literature sources^{17,34} was adopted for abundance analysis. The hyperfine splitting is included in the abundance determination for Sc, Mn and Ba based on the Kurucz database. The isotope ratios from the r-process component of the solar system²⁸ are adopted for Ba and Eu. Non-LTE corrections for Na I, Mg I and Fe I lines are

calculated based on the INSPECT database³⁵. The average non-LTE correction of -0.41 dex for Na I abundance is included in the value presented in Table 1. The average non-LTE corrections for Mg I and Fe I lines are 0.03 dex and 0.06 dex, respectively. Since these two corrections are smaller than the errors in the derived abundances, we adopted the LTE abundances for Mg I and Fe I.

Kinematic and orbital parameters. The Galactic velocity components (U, V, W), the pericentric radius (r_{peri}), apocentric radius (r_{apo}), maximum height above the Galactic midplane (Z_{max}) and eccentricity (e) of the orbit of J1124+4535 are calculated from measurements of the heliocentric radial velocity, proper motion and distance³⁶. The proper motion and distance are adopted from literatures based on Gaia DR2^{31,32}. Adopting MWPotential2014 from galpy³⁷ as the gravitational potential of the Milky Way, the orbital parameters of this object are estimated to be $e = 0.58$, $r_{\text{peri}} = 3.46$ kpc, $r_{\text{apo}} = 12.85$ kpc, and $Z_{\text{max}} = 12.4$ kpc. Supplementary Figure 2 shows the Toomre diagram for J1124+4535, thick-disk and halo stars³⁶. The kinematics of J1124+4535 is not inconsistent with the hypothesis that this star was accreted from a satellite dwarf galaxy, but the uncertainty is too large to derive any clear conclusion.

References

31. Lindegren, L. et al. Gaia data release 2. *Astron. Astrophys.* **616**, A2 (2018)
32. Bailer-Jones, C. A. L. et al. Estimating distance from parallaxes. IV. Distances to 1.33 billion stars in Gaia data release 2. *Astron. J.* **156**, 2 (2018)
33. Sneden, C. A. Carbon and nitrogen abundances in metal-poor stars. *PhD thesis*. Univ. Texas, Austin (1973)
34. Ivans, I. I. et al. Near-Ultraviolet Observations of HD 221170: New Insights into the Nature of r-Process-rich Stars. *Astrophys. J.* **645**, 613-633 (2006)
35. Lind, K., Asplund, M., Barklem, P. S., & Belyaev, A. K. Non-LTE calculations for neutral Na in late-type stars using improved atomic data. *Astron. Astrophys.* **528**, 103 (2011)
36. Xing, Q. F. & Zhao, G. Evidence for accreted component in the Galactic discs. *Mon. Not. R. Astron. Soc.* **476**, 5388-5392 (2018)
37. Bovy, J. galpy: A python library for galactic dynamics. *Astrophys. J. Suppl.* **216**, 2 (2015)

Data availability The data that support the plots within this paper and other findings of this study are available from the corresponding author upon reasonable request.

Correspondence Correspondence and requests for materials should be addressed to Gang Zhao (email: gzhao@nao.cas.cn) and Qian-Fan Xing (email: qfxing@nao.cas.cn).

Acknowledgements Support for this work was provided by the National Natural Science Foundation of China No.11890694, 11390371, 11603033, 11573032 and 11773033. This research was supported by JSPS-CAS Joint Research Program. W.A. was supported by JSPS KAKENHI Grant Numbers 16H02168. M.N.I. was supported by JSPS KAKENHI Grant Number 17K14249. This paper includes data collected at the Subaru Telescope, which is operated by the National Astronomical Observatory of Japan. Funding for LAMOST (www.lamost.org) has been provided by the Chinese NDRC. LAMOST is operated and managed by the National Astronomical Observatories, CAS.

Competing interests The authors declare no competing interests.

Author Contributions Q.F.X. takes responsible for the data analysis and paper draft . G.Z. proposed and initiated this research subject. W.A. and T.M. obtained the high-resolution spectra. H.N.L. ,S.H. and M.N.I. assist Q.F.X for data reduction and interpretation of observed chemical abundances. The manuscript are further revised by Q.F.X., G.Z., and W.A. with all authors contributing comments and suggestions.