

Mapping the Kinematical Regimes of Semi-Inclusive Deep Inelastic Scattering

M. Boglione^a A. Dotson^b L. Gamberg^c S. Gordon^d J. O. Gonzalez-Hernandez^a
A. Prokudin^{e,c} T. C. Rogers^{e,d} N. Sato^e

^a*Dipartimento di Fisica, Università di Torino, INFN-Sezione Torino, Via P. Giuria 1, 10125 Torino, Italy*

^b*Department of Physics, New Mexico State University, Las Cruces, NM, 88003, USA*

^c*Science Division, Penn State University Berks, Reading, Pennsylvania 19610, USA*

^d*Department of Physics, Old Dominion University, Norfolk, VA 23529, USA*

^e*Jefferson Lab, 12000 Jefferson Avenue, Newport News, VA 23606, USA*

E-mail: elena.boglione@to.infn.it, adots004@nmsu.edu, lpg10@psu.edu,
ssgordon@odu.edu, joseosvaldo.gonzalez@to.infn.it, prokudin@jlab.org,
trogers@jlab.org, nsato@jlab.org

ABSTRACT: We construct a language for identifying kinematical regions of transversely differential semi-inclusive deep inelastic scattering cross sections with particular underlying partonic pictures, especially in regions of moderate to low Q where sensitivity to kinematical effects outside the usual very high energy limit becomes non-trivial. The partonic pictures map to power law expansions whose leading contributions ultimately lead to well-known QCD factorization theorems. We propose methods for estimating the consistency of any particular region of overall hadronic kinematics with the kinematics of a given underlying partonic picture. The basic setup of kinematics of semi-inclusive deep inelastic scattering is also reviewed in some detail.

KEYWORDS: semi-inclusive deep inelastic scattering, quantum chromo dynamics, kinematics, transverse momentum dependent distribution and fragmentation functions

Contents

1	Introduction	2
2	Light-Cone Variables	4
3	The Process	4
4	Reference Frames	6
5	Variables for the final state momentum	8
6	Cross Sections and Structure Functions	10
7	Purely Kinematical Approximations	14
8	Partons	16
9	Rapidity	21
10	Target Remnant Hadrons	23
11	Soft-Central Hadrons	24
12	Specific Examples	24
13	Conclusion	28
A	Integration over z_N and $P_{B,T}$.	31

1 Introduction

Deep inelastic scattering (DIS), and especially semi-inclusive deep inelastic scattering (SIDIS) are headlining processes in most programs to the study of partonic (quark and gluon) degrees of freedom. It is a cornerstone process of, for example, the Jefferson Lab 12 GeV program to study partonic structure in hadrons, and is one of the important processes for study in a possible future Electron-Ion Collider (EIC) [1–6]. Interest in SIDIS arises from a variety of considerations. Well-established collinear factorization theorems for SIDIS provide access to the flavor dependence of standard parton distribution functions (PDFs) and fragmentation functions (FFs). In the target fragmentation function region, different kinds of objects, called fracture functions [7, 8], are involved and these are sensitive to still other novel QCD phenomena. Beyond collinear factorization, transversely differential SIDIS at low transverse momentum is sensitive to the properties of transverse momentum dependent (TMD) PDFs and FFs.

Many DIS experiments are performed at medium Q (roughly 1–3 GeV), where it is reasonable to expect some sensitivity to intrinsic properties of hadron structure and other non-perturbative effects to be significant. By “moderate-to-low Q ,” we will mean SIDIS measurements with Q roughly between 1 GeV and 3 GeV and Bjorken- x_{Bj} not too far below the valence region. This includes JLab 6 GeV and 12 GeV SIDIS cross section measurements [1, 4, 6].

So, the moderate-to-low Q region has some obvious advantages in the mission to refine the current view of hadron structure. If all energies and hard scales are extremely large, then asymptotic freedom means that pictures of partonic interactions rooted in perturbation theory can usually be applied confidently and with very high accuracy and precision. But, with the large relative fraction of the hard process contributions and perturbatively produced radiation involved, it becomes less clear to what extent observables are truly sensitive to the intrinsic properties of the actual hadron constituents. This further points to moderate-to-low Q measurements as ideal sources of information about partonic hadron structure. However, there are also unique challenges to interpreting moderate-to-low Q cross sections, particularly for less inclusive versions of DIS like SIDIS. With lower hard scales, access to intrinsic effects of constituents may be more direct, but this also comes with less confidence in the reliability and accuracy of perturbative and/or parton-based descriptions. Moreover, the average final state hadron multiplicity in such measurements is typically less than about 3 in the valence region of Bjorken- x_{Bj} . In long term efforts to establish intrinsic properties for partons, the trade-off in advantages at large and small Q needs to be confronted systematically, and such that knowledge of one complements the other.

Sophisticated theoretical frameworks, usually involving some form of QCD factorization and perturbation theory [9–11] have long existed for describing specific underlying physical mechanisms in many highly differential processes over many regions, including in SIDIS, in terms of partonic degrees of freedom. However, they always assume specific kinematical limiting cases, e.g. very large or very small transverse momentum, or very large or very small rapidity. The interface between different physical regimes remains somewhat unclear

in practice, and most especially when the hard scales involved are not especially large. Estimating the kinematical boundaries of any specific QCD approach or approximation beyond very rough orders of magnitude is difficult and subtle. It requires at least some model assumptions, e.g. about the role of parton virtuality and/or the onset of various non-perturbative or hadronic mechanisms generally. Monte Carlo simulations can help, but these also involve physical assumptions whose impact needs to be understood systematically. Future phenomenological and experimental efforts will hopefully clarify the location of region boundaries, and discriminate between competing hypotheses.

The aim of the present article is to discuss how such questions can be posed in a systematic way. To this end, we will refrain from discussing specific theoretical frameworks or QCD models and instead enumerate the steps needed to map any given set of assumptions concerning exact intrinsic partonic/constituent properties to a corresponding kinematical region of x_{Bj} , Q , z_h , and transverse momentum in a cross section. The goal is to organize an interpretation strategy applicable with any model of underlying non-perturbative dynamics for exact parton momentum, independent even of assumptions about factorization. Our final result is a sequence of tests that probe the proximity of any given kinematical configuration to a conventional partonic region of SIDIS, and that also probe the sensitivity to the various model assumptions needed to make such an assessment. A convenient web interface for implementing these tests can be found at Ref. [12].

We also review the basics of the SIDIS process itself, in some cases translating past results into an updated language, motivated by current research efforts. For other general introductions to SIDIS in pQCD see, for example, Refs. [13–18]. See especially Refs. [19–22] for another review of the basics of SIDIS that includes a full catalogue of spin and azimuthal dependences. For general treatments of SIDIS in the context of fracture functions and target fragmentation, see Ref. [8]. Finally, see Chapters 12–13 of Ref. [11], which influences much of the language and notation of this article.

The first half of this paper reviews many of the basics of SIDIS: Sec. 2 and Sec. 3 provide an overview of our notation and setup, Sec. 4 discusses the various reference frames commonly used, Sec. 5 explains the kinematical characterization of final state hadron momentum, and Sec. 6 explains our conventions for the decomposition of cross sections into structure functions. We then begin the discussion of standard approximations in the second half of the paper, starting with the purely kinematical approximations in Sec. 7. We explain the characterization of partonic kinematics, and the typical approximations associated with them, in Sec. 8, with a focus on the current and large transverse momentum regions. In Sec. 9 we translate these considerations into the language of rapidity. In Sec. 10 and Sec. 11 we discuss the target and soft regions. We provide examples of the region characterization in Sec. 12, with experimentally reasonable kinematics. Finally, we make concluding remarks in Sec. 13.

2 Light-Cone Variables

Light-cone variables are defined as follows: for a four-vector V^μ ,

$$V^\mu = (V^+, V^-, \mathbf{V}_T), \quad (2.1)$$

where

$$V^+ = \frac{V^0 + V^z}{\sqrt{2}}, \quad V^- = \frac{V^0 - V^z}{\sqrt{2}}, \quad \mathbf{V}_T = (V^x, V^y). \quad (2.2)$$

For a four-momentum V , rapidity is defined as usual:

$$y = \frac{1}{2} \ln \left(\left| \frac{V^+}{V^-} \right| \right). \quad (2.3)$$

In terms of rapidity, light-cone momentum is:

$$V = \left(\frac{M_T}{\sqrt{2}} e^y, \frac{M_T}{\sqrt{2}} e^{-y}, \mathbf{V}_T \right), \quad (2.4)$$

where $V^2 = M^2$ and transverse mass is

$$M_T = \sqrt{|M^2 + \mathbf{V}_T^2|}. \quad (2.5)$$

For a virtual momentum, $M^2 < 0$ and either the plus or minus light-cone component is negative, e.g.,

$$V = \left(\frac{M_T}{\sqrt{2}} e^y, -\frac{M_T}{\sqrt{2}} e^{-y}, \mathbf{V}_T \right). \quad (2.6)$$

In labeling a four-momentum component of V , we will write:

$$V_{b,c}^a, \quad (2.7)$$

where a is the contravariant component, c specifies the reference frame, and b is any other necessary subscript depending on the given context. A two-dimensional transverse momentum is

$$\mathbf{V}_{b,c,T}. \quad (2.8)$$

The frame subscripts b, c on a four-momentum indicate in which frame its components will be expressed.

3 The Process

We consider the process:

$$\text{lepton}(l) + \text{proton}(P) \rightarrow \text{lepton}(l') + \text{Hadron}(P_B) + X. \quad (3.1)$$

The final state hadron has type B . The “ X ” is an instruction to sum over all unobserved particles including other B hadrons. Note that each B in an event is counted. A sketch is shown in Fig. 1¹.

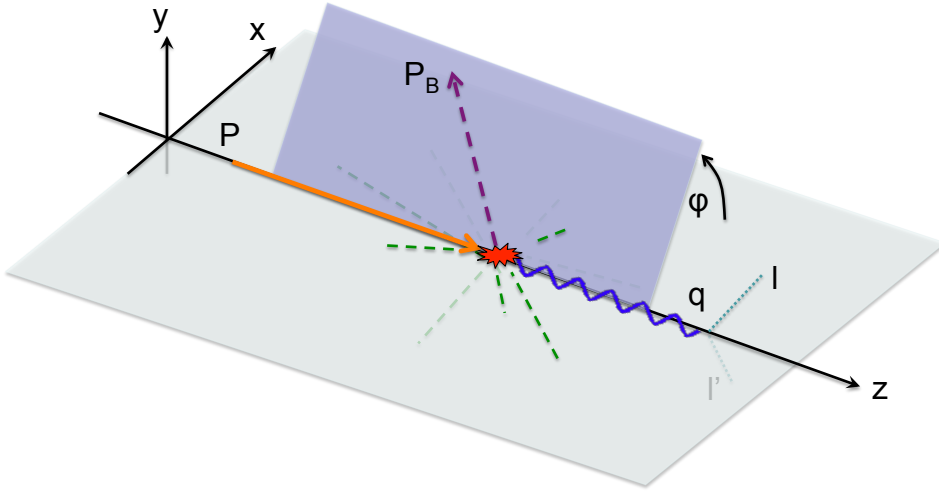


Figure 1: Diagram of a SIDIS event in a photon frame - see Sec. 4. The hadron plane is shown in purple. The dashed green lines represent unobserved particles.

The proton has momentum P , the virtual photon has momentum q , the produced hadron has momentum P_B , and the incoming and scattered leptons have momenta l and l' respectively. The mass of the target hadron is M and the mass of the produced hadron is M_B .

Observables like cross sections or structure functions are conventionally parameterized by a combination of the following kinematical variables:

$$Q^2 = -q^2 = -(l - l')^2, \quad x_{\text{Bj}} = \frac{Q^2}{2P \cdot q}, \quad x_{\text{N}} = -\frac{q^+}{P^+} = \frac{2x_{\text{Bj}}}{1 + \sqrt{1 + \frac{4x_{\text{Bj}}^2 M^2}{Q^2}}}, \quad (3.2)$$

$$y = \frac{P \cdot q}{P \cdot l}, \quad z_{\text{h}} = \frac{P \cdot P_B}{P \cdot q} = 2x_{\text{Bj}} \frac{P \cdot P_B}{Q^2}, \quad z_{\text{N}} = \frac{P_B^-}{q^-}, \quad (3.3)$$

$$W_{\text{tot}}^2 = (q + P)^2, \quad W_{\text{SIDIS}}^2 = (q + P - P_B)^2, \quad s = (l + P)^2. \quad (3.4)$$

In the light-cone ratios that define x_{N} and z_{N} , momentum components q^\pm , P^+ and P_B^- are defined in a photon frame (see Section 4), where the incoming proton is in the positive z -direction with zero transverse momentum and the virtual photon is in the negative z -direction with no transverse momentum. (See the discussion of photon frames below.) Since boosts along the z -axis do not affect light-cone ratios, the exact photon frame does not matter. x_{N} is the kinematical variable usually called Nachtmann- x . It is often labeled by a ξ , but for us ξ will label a partonic momentum fraction, so we use x_{N} instead, with the subscripts on x_{N} and x_{Bj} distinguishing between Bjorken and Nachtmann x -variables. For descriptions of fragmentation, the light-cone fraction z_{N} is the analogue of x_{N} , and the N subscript is meant to emphasize this analogy. Our x_{Bj} , z_{h} and P_B correspond, respectively,

¹In this figure we followed the so-called Trento conventions [23].

to x , z and P_h from [20]. Our z_N corresponds to ζ_h of Ref. [24]. A variable

$$x_h = \frac{q \cdot P_B}{P \cdot q} \quad (3.5)$$

is useful if the target fragmentation region is being described.

The deep inelastic limit is $m/Q \rightarrow \infty$ with fixed x_N and z_N . The “ m ” symbol will always represent a generic mass scale in this paper, considered to be very small relative to Q , such as a small hadron mass or Λ_{QCD} . The kinematical variables obey

$$Q^2 = x_{\text{Bj}}y(s - M^2 - m_l^2) \approx x_{\text{Bj}}ys. \quad (3.6)$$

The “ \approx ” symbol will always mean “dropping m/Q power-suppressed corrections” with x_N and z_N fixed.

4 Reference Frames

It is useful and common to switch between photon and hadron frames. Here we describe the SIDIS kinematics in these frames.

- Photon frame:

In a photon frame, the virtual photon and the initial proton both have zero transverse momentum, while the final state produced hadron has non-zero transverse momentum:

$$q_\gamma = \left(-x_N P_\gamma^+, \frac{Q^2}{2x_N P_\gamma^+}, \mathbf{0}_T \right), \quad (4.1)$$

$$P_\gamma = \left(P_\gamma^+, \frac{M^2}{2P_\gamma^+}, \mathbf{0}_T \right), \quad (4.2)$$

$$P_{\text{B},\gamma} = \left(\frac{\mathbf{P}_{\text{B},\gamma,T}^2 + M_{\text{B}}^2}{2P_{\text{B},\gamma}^-}, P_{\text{B},\gamma}^-, \mathbf{P}_{\text{B},\gamma,T} \right). \quad (4.3)$$

The γ subscript signals the use of components in the photon frame, following the notation of Eq. (2.7). In the photon frame

$$P_{\text{B},\gamma}^- = \frac{z_h Q^2}{4x_{\text{Bj}} P_\gamma^+} \left(1 \pm \sqrt{1 - \frac{4x_{\text{Bj}}^2 M^2 (\mathbf{P}_{\text{B},\gamma,T}^2 + M_{\text{B}}^2)}{z_h^2 Q^4}} \right) \approx \frac{z_h Q^2}{2x_{\text{Bj}} P_\gamma^+}, \quad (4.4)$$

where the approximation symbol shows the limit of zero hadron masses for the solution corresponding to the current fragmentation region. Note that Eq. (4.1) fixes x_N to be defined as in Eq. (3.2).

The angles ψ and ϕ are the azimuthal angles of the final state lepton and produced hadron respectively in a photon frame. Note that ratios of plus and minus components are independent of boosts in the z -direction, and so are the same in all photon frames.

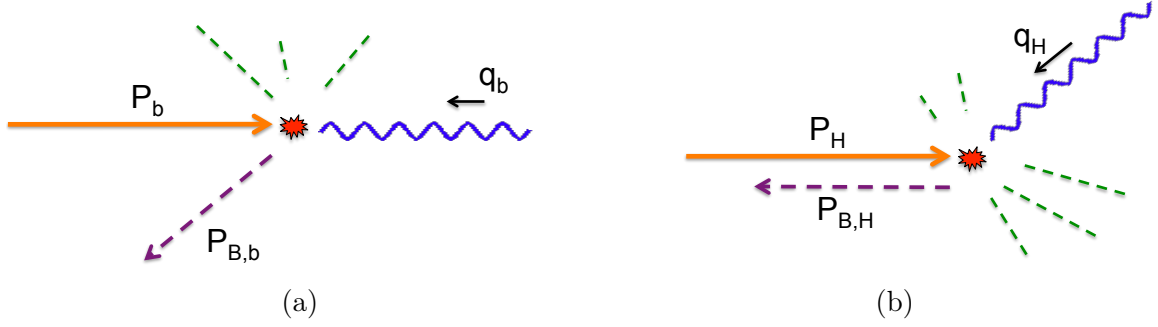


Figure 2: The configuration of the proton, photon, and outgoing hadron in (a) the Breit photon frame and (b) the hadron frame. The dashed green lines again represent unobserved particles.

- Breit frame:

A particular case of the photon frame is the Breit (Brick Wall) frame, see Fig. 2(a), where

$$q_b = \left(-\frac{Q}{\sqrt{2}}, \frac{Q}{\sqrt{2}}, \mathbf{0}_T \right), \quad (4.5)$$

$$P_b = \left(\frac{Q}{x_N \sqrt{2}}, \frac{x_N M^2}{\sqrt{2} Q}, \mathbf{0}_T \right) = \left(\frac{M}{\sqrt{2}} e^{y_{P,b}}, \frac{M}{\sqrt{2}} e^{-y_{P,b}}, \mathbf{0}_T \right). \quad (4.6)$$

The small b indicates that components are in the Breit frame. This will be our default frame, so any four-momentum components without a subscript should be assumed to be in the Breit frame.

- Hadron Frame:

In the hadron frame, see Fig. 2(b), labeled by “H,” the incoming hadron and final state hadron are exactly back-to-back (zero relative transverse momentum) while the virtual photon generally has non-zero transverse momentum. It is an especially useful frame for setting up factorization. (See [11, Sec.13.15.5].) The components of the four-momenta are:

$$q_H = (q_H^+, q_H^-, \mathbf{q}_{H,T}), \quad (4.7)$$

$$P_H = \left(P_H^+, \frac{M^2}{2P_H^+}, \mathbf{0}_T \right), \quad (4.8)$$

$$P_{B,H} = \left(\frac{M_B^2}{2P_{B,H}^-}, P_{B,H}^-, \mathbf{0}_T \right). \quad (4.9)$$

For definiteness, define the hadron frame such that the components of the incoming target momentum are exactly the same as in the Breit frame:

$$P_H^+ = P_\gamma^+ = \frac{Q}{\sqrt{2} x_N}, \quad (4.10)$$

$$P_H^- = P_\gamma^- = \frac{x_N M^2}{\sqrt{2} Q}, \quad (4.11)$$

$$\mathbf{P}_{H,T} = \mathbf{0}_T. \quad (4.12)$$

- Varying Conventions:

For us, the hadron frame has zero transverse momentum for the produced hadron and non-zero transverse momentum for the virtual photon [11, 16]. Note that this is *opposite* the situation in the hadron frame of Meng-Olness-Soper (MOS) Ref. [13]. The MOS hadron frame corresponds to the photon frame of Collins [11]. MOS define a Lorentz invariant four-vector ([13, Eq. (10)]) that measures the deviation from the back-to-back configuration. From [13, Eq. (11)] and [11, Eq. (13.104)], the Ref. [11] hadron frame $\mathbf{q}_{\text{H,T}}^2$ is the same as the MOS $\mathbf{q}_{\text{H,T}}^2$ if hadron masses are neglected.

Restricting to the MOS hadron frame, MOS use [13, Eq. (11)] and [13, Eq. (13)] and $P_{\text{B}}^2 = 0$ to find [13, Eq. (12)], which in light-cone coordinates is Eq. (5.1) with $M_{\text{B}}^2 = 0$ and with the MOS \mathbf{q}_{T} defined to point along the positive x -axis. In the MOS hadron frame, the transverse part of P_{B} is always in the x direction and is always positive.

Mulders and Tangerman [16, Eqs. (15-17)] give general expressions for four vector components that include the effects of hadron masses, and the reference frames used correspond to the hadron and/or photon frames defined above. References such as [20, 23, 25] specialize the photon frame to the target rest frame rather than the Breit frame. $\mathbf{P}_{\text{B,b,T}}$ is invariant, however, with respect to boosts along the z -axis. Other conventions use some combination of the above. Refs. [26–28] use a hadronic tensor with an extra $1/4z_{\text{h}}$ relative to the above and Refs. [16, 18] have an extra $1/2M$. The notation of Ref. [29] is similar to Ref. [13].

5 Variables for the final state momentum

Here we treat the final state momentum in terms of the the light-cone momentum fraction z_{N} Eq. (3.3) variable, and also express it in both the photon and hadron frames; in turn we relate it to the hadron frame photon transverse momentum.

First, define the exact Breit frame $P_{\text{B,b}}$ in terms of z_{N}

$$P_{\text{B,b}} = \left(\frac{M_{\text{B}}^2 + z_{\text{N}}^2 \mathbf{q}_{\text{T}}^2}{\sqrt{2} z_{\text{N}} Q}, \frac{z_{\text{N}} Q}{\sqrt{2}}, -z_{\text{N}} \mathbf{q}_{\text{T}} \right) = \left(\frac{M_{\text{B,T}}}{\sqrt{2}} e^{y_{\text{B,b}}}, \frac{M_{\text{B,T}}}{\sqrt{2}} e^{-y_{\text{B,b}}}, \mathbf{P}_{\text{B,b,T}} \right), \quad (5.1)$$

where \mathbf{q}_{T} is so far only a symbol used to define the Breit frame transverse component, and it has yet to be related to physical quantities. In other words, first define

$$z_{\text{N}} \equiv \frac{P_{\text{B,b}}^-}{q_{\text{b}}^-}, \quad (5.2)$$

in accordance with Eq. (3.3), and then define

$$\mathbf{q}_{\text{T}} \equiv -\frac{\mathbf{P}_{\text{B,b,T}}}{z_{\text{N}}} = -\frac{q_{\text{b}}^- \mathbf{P}_{\text{B,b,T}}}{P_{\text{B,b}}^-}. \quad (5.3)$$

Note the minus sign. The momentum fraction z_{N} is related to the kinematical parameter z_{h} by

$$z_{\text{N}} = \frac{Q^4 x_{\text{N}} z_{\text{h}} \left(1 \pm \sqrt{1 - \frac{4M^2 M_{\text{B}}^2 x_{\text{Bj}}^2 (Q^4 + x_{\text{N}}^2 M^2 \mathbf{q}_{\text{T}}^2)}{Q^8 z_{\text{h}}^2}} \right)}{2x_{\text{Bj}} (Q^4 + x_{\text{N}}^2 M^2 \mathbf{q}_{\text{T}}^2)} \stackrel{\text{Fixed } x_{\text{N}}, z_{\text{h}}, \mathbf{q}_{\text{T}}}{=} z_{\text{h}} \left(1 + O\left(\frac{m^4}{Q^4}\right) \right). \quad (5.4)$$

The expansion after the far right equals sign is for the "+" solution, which in conventional treatments of SIDIS corresponds to the current fragmentation region. Note that the relationship between z_N and z_h is generally double valued. Parameterizing final hadron momentum as in Eq. (5.1) is convenient for some purposes such as in factorization derivations.

It is often useful to switch back and forth between the photon (e.g., Breit) and hadron frames. For this, define

$$\kappa \equiv \sqrt{z_N^2 \mathbf{q}_T^2 + \frac{M^2 x_N^2 \left(M_B^2 + \mathbf{q}_T^2 z_N^2 - \frac{Q^4 z_N^2}{M^2 x_N^2} \right)^2}{4Q^4 z_N^2}} = O\left(\frac{Q^2}{m}\right). \quad (5.5)$$

The law to transform a vector V from the Breit frame to the hadron frame is then²

$$V_H^+ = \frac{1}{2M^2 x_N^2} \left(M^2 x_N^2 \left(1 + \sqrt{1 - \frac{z_N^2 \mathbf{q}_T^2}{\kappa^2}} \right) V_b^+ - Q^2 \left(-1 + \sqrt{1 - \frac{z_N^2 \mathbf{q}_T^2}{\kappa^2}} \right) V_b^- \right) + \frac{Q z_N}{\sqrt{2} M x_N \kappa} \mathbf{q}_T \cdot \mathbf{V}_{b,T}, \quad (5.6)$$

$$V_H^- = -\frac{1}{2Q^2} \left(M^2 x_N^2 \left(-1 + \sqrt{1 - \frac{z_N^2 \mathbf{q}_T^2}{\kappa^2}} \right) V_b^+ - Q^2 \left(1 + \sqrt{1 - \frac{z_N^2 \mathbf{q}_T^2}{\kappa^2}} \right) V_b^- \right) - \frac{M x_N z_N}{\sqrt{2} Q \kappa} \mathbf{q}_T \cdot \mathbf{V}_{b,T}, \quad (5.7)$$

$$\mathbf{V}_{H,T} = \mathbf{V}_{b,T} \sqrt{1 - \frac{z_N^2 \mathbf{q}_T^2}{\kappa^2}} + \mathbf{q}_T \frac{z_N (Q^2 V_b^- - M^2 x_N^2 V_b^+)}{\sqrt{2} M Q x_N \kappa}. \quad (5.8)$$

In the limit that masses are small relative to Q , these become

$$V_H^+ \approx V_b^+ + \frac{\mathbf{q}_T^2}{Q^2} V_b^- + \frac{\sqrt{2}}{Q} \mathbf{q}_T \cdot \mathbf{V}_{b,T}, \quad (5.9)$$

$$V_H^- \approx V_b^-, \quad (5.10)$$

$$\mathbf{V}_{H,T} \approx \mathbf{V}_{b,T} + \mathbf{q}_T \frac{\sqrt{2} V_b^-}{Q}. \quad (5.11)$$

Also, using Eq. (4.5) in Eq. (5.11),

$$\mathbf{q}_{H,T} \approx \mathbf{q}_T. \quad (5.12)$$

Comparing this with Eq. (5.1) and using Eq. (5.4) confirms that

$$\mathbf{q}_{H,T} \approx -\frac{\mathbf{P}_{B,b,T}}{z_h} \approx \mathbf{q}_T. \quad (5.13)$$

As usual, the \approx symbol means "neglecting m/Q -suppressed corrections." Thus, \mathbf{q}_T has the physical meaning in the limit of $m/Q \rightarrow 0$ of the hadron frame photon transverse momentum $\mathbf{q}_{H,T}$, which in turn is $-\mathbf{P}_{B,b,T}/z_h$.

²The simplest sequence of transformations to get this are: 1) boost from the Breit frame to the proton rest frame 2) rotate until the momentum of the final state hadron is along the negative z -axis 3) boost along the z -axis to a frame where the proton has a light-cone plus component equal to that of Breit frame $P_b^+ = Q/x_N \sqrt{2}$.

It is also useful to write the hadron momentum directly in terms of its Breit frame transverse momentum:

$$P_{B,b} = \left(\frac{M_{B,T}^2}{2z_N q_b^-}, z_N q_b^-, \mathbf{P}_{B,b,T} \right). \quad (5.14)$$

The momentum fraction z_h is related to the kinematical parameter z_N by

$$z_h = \frac{x_{Bj} z_N}{x_N} \left(1 + \frac{x_N^2 M^2 M_{B,T}^2}{z_N^2 Q^4} \right). \quad (5.15)$$

The inverse is

$$z_N = \frac{x_N z_h}{2x_{Bj}} \left(1 + \sqrt{1 - \frac{4M^2 M_{B,T}^2 x_{Bj}^2}{Q^4 z_h^2}} \right) \approx z_h. \quad (5.16)$$

See also [24, Eq. (2.12)]. Note that x_N is a function of x_{Bj} , Q , and M , but we will sometimes keep it to minimize the size of expressions as in Eq. (5.16) rather than writing everything explicitly in terms of x_{Bj} , Q , and M .

6 Cross Sections and Structure Functions

A cross section differential in N final state particles for particle A scattering from particle B is related to modulus-squared matrix elements $|M|^2$ in the usual way:

$$\begin{aligned} d\sigma &= \frac{|M^{A,B \rightarrow N}|^2}{2\lambda(s, m_A^2, m_B^2)^{1/2}} \times \frac{d^3 \mathbf{p}_1}{(2\pi)^3 2E_1} \times \frac{d^3 \mathbf{p}_2}{(2\pi)^3 2E_2} \times \cdots \times \frac{d^3 \mathbf{p}_N}{(2\pi)^3 2E_N} \times \\ &\times (2\pi)^4 \delta^{(4)} \left(k_A + k_B - \sum_{i=1}^N p_i \right), \end{aligned} \quad (6.1)$$

with the triangle function

$$\lambda(s, m_A^2, m_B^2) \equiv s^2 + m_A^4 + m_B^4 - 2sm_A^2 - 2sm_B^2 - 2m_A^2 m_B^2.$$

The total DIS cross section is

$$E' \frac{d\sigma^{\text{tot}}}{d^3 \mathcal{Y}} = \frac{2\alpha_{\text{em}}^2}{(s - M^2) Q^4} L_{\mu\nu} W_{\text{tot}}^{\mu\nu}. \quad (6.2)$$

This fixes the normalization convention for the hadron and lepton tensor combination $L_{\mu\nu} W_{\text{tot}}^{\mu\nu}$, where the "tot"-subindex indicates that this is conventional DIS: totally inclusive in all final state hadrons. Recall Fig. 1 and Eq. (3.1) for our momentum labeling. The leptonic tensor is defined in the usual way:

$$L_{\mu\nu} = 2(l_\mu l'_\nu + l'_\mu l_\nu - g_{\mu\nu} l \cdot l'). \quad (6.3)$$

So, the totally inclusive hadronic tensor is

$$W_{\text{tot}}^{\mu\nu}(P, q) \equiv 4\pi^3 \sum_X \delta^{(4)}(P + q - P_X) \langle P, S | j^\mu(0) | X \rangle \langle X | j^\nu(0) | P, S \rangle. \quad (6.4)$$

Here, the \sum_X symbol is a sum over all possible final states $|X\rangle$, including invariant integrals,

$$\int \frac{d^3\mathbf{p}_i}{2E_{p_i}(2\pi)^3} \cdots$$

over the momentum of each final state particle p_i . The incoming hadron has a polarization specified by S .

The SIDIS cross section is differential in the momentum of one observed final state hadron of type B :

$$4P_B^0 E' \frac{d\sigma}{d^3\mathbf{1}' d^3\mathbf{P}_B} = \frac{2\alpha_{\text{em}}^2}{(s-M^2)Q^4} L_{\mu\nu} W_{\text{SIDIS}}^{\mu\nu}. \quad (6.5)$$

This fixes our normalization conventions for SIDIS, and gives a SIDIS hadronic tensor:

$$W_{\text{SIDIS}}^{\mu\nu}(P, q, P_B) \equiv \sum_X \delta^{(4)}(P + q - P_B - P_X) \langle P, S | j^\mu(0) | P_B, X \rangle \langle P_B, X | j^\nu(0) | P, S \rangle. \quad (6.6)$$

The same meaning applies to \sum_X as in the totally inclusive case. $|P_B, X\rangle$ is a final state with at least one identified hadron of type B . The sum over X includes a sum over any number of other final state particles, including other type- B hadrons. Each separate type- B hadron in an event is counted, in accordance with the definition of an inclusive cross section.

$W_{\text{tot}}^{\mu\nu}(P, q)$ and $W_{\text{SIDIS}}^{\mu\nu}(P, q, P_B)$ are the most convenient objects to work with theoretically because they are Lorentz tensors directly related to hadronic matrix elements of the electromagnetic current operator, and they are defined without reference to conventions associated with choices of reference frames etc, so we will organize our structure function analysis around them.

The relationship between the semi-inclusive and totally inclusive cross sections follows from the definition in Eq. (6.1) (see, e.g., [30, Chapt. VII]):

$$\sum_B \int d^3\mathbf{P}_B \frac{d\sigma}{d^3\mathbf{P}_B} = \langle N \rangle \sigma^{\text{tot}}, \quad (6.7)$$

where $\langle N \rangle$ is the total average particle multiplicity, and the sum is over all particle types. Thus,

$$\sum_B \int \frac{d^2\mathbf{P}_{B,b,T} dP_B^z}{4P_B^0} W_{\text{SIDIS}}^{\mu\nu} = \sum_B \int \frac{d^2\mathbf{P}_{B,b,T} dz_N}{4z_N} W_{\text{SIDIS}}^{\mu\nu} = \langle N \rangle W_{\text{tot}}^{\mu\nu}. \quad (6.8)$$

Note that the integration measure in Eq. (6.8) is Lorentz invariant, although we will continue to specify a photon frame for the components, both for definiteness and because z_N is defined in terms of a photon frame momentum fraction.

The usual structure function decompositions on $W_{\text{tot}}^{\mu\nu}$ and $W_{\text{SIDIS}}^{\mu\nu}$ are

$$W_{\text{tot}}^{\mu\nu} = \left(-g^{\mu\nu} + \frac{q^\mu q^\nu}{q^2}\right) F_1^{\text{tot}}(x_{\text{Bj}}, Q^2) + \frac{\left(P^\mu - q^\mu \frac{P \cdot q}{q^2}\right) \left(P^\nu - q^\nu \frac{P \cdot q}{q^2}\right)}{P \cdot q} F_2^{\text{tot}}(x_{\text{Bj}}, Q^2) + \text{Pol. Dep.}, \quad (6.9)$$

$$W_{\text{SIDIS}}^{\mu\nu} = \left(-g^{\mu\nu} + \frac{q^\mu q^\nu}{q^2}\right) F_1(x_{\text{Bj}}, Q^2, z_h, \mathbf{P}_{\text{B,b,T}}) + \frac{\left(P^\mu - q^\mu \frac{P \cdot q}{q^2}\right) \left(P^\nu - q^\nu \frac{P \cdot q}{q^2}\right)}{P \cdot q} F_2(x_{\text{Bj}}, Q^2, z_h, \mathbf{P}_{\text{B,b,T}}) + \text{Pol. Dep.}. \quad (6.10)$$

“Pol. Dep.” is a place holder for polarization and azimuthal angle dependent terms, which we leave unspecified for now. The structure functions’ explicit dependence on M and M_{B} has been dropped for brevity. While x_{Bj} and z_h are shown as the independent variables for the structure functions, it is useful to view them as being themselves functions of x_{N} , z_{N} , M and M_{B} . We have not done this here in order to avoid over-complicating notations, but it is useful for making kinematical approximations clear, as discussed in [31]. The differential SIDIS cross section in the Breit frame (or any photon frame) is then

$$\begin{aligned} \frac{d\sigma}{dx_{\text{Bj}} dy d\psi dz_{\text{N}} d^2\mathbf{P}_{\text{B,b,T}}} &= \frac{\alpha_{\text{em}}^2 y}{4Q^4 z_{\text{N}}} L_{\mu\nu} W_{\text{SIDIS}}^{\mu\nu} \\ &= \frac{\alpha_{\text{em}}^2}{2x_{\text{Bj}} y z_{\text{N}} Q^2} \left[\left(1 - y - \frac{x_{\text{Bj}}^2 y^2 M^2}{Q^2}\right) F_2 + y^2 x_{\text{Bj}} F_1 + \text{Pol. Dep.} \right] \\ &= \frac{\alpha_{\text{em}}^2}{4x_{\text{Bj}} z_{\text{N}} y Q^2} \left[\left(1 + (1 - y)^2 + \frac{2x_{\text{Bj}}^2 y^2 M^2}{Q^2}\right) F_2 - y^2 F_L + \text{Pol. Dep.} \right] \\ &= \frac{\alpha_{\text{em}}^2 y}{4x_{\text{Bj}} z_{\text{N}} Q^2 (1 - \varepsilon)} [F_T + \varepsilon F_L + \text{Pol. Dep.}]. \end{aligned} \quad (6.11)$$

In the last two lines

$$F_T \equiv 2x_{\text{Bj}} F_1, \quad (6.12)$$

$$F_L \equiv \left(1 + \frac{4M^2 x_{\text{Bj}}^2}{Q^2}\right) F_2 - 2x_{\text{Bj}} F_1 = \left(1 + \frac{4M^2 x_{\text{Bj}}^2}{Q^2}\right) F_2 - F_T, \quad (6.13)$$

which are definitions generalized from the inclusive case to SIDIS. To match with other common notational conventions, we have used

$$\gamma \equiv \frac{2M x_{\text{Bj}}}{Q}, \quad \varepsilon \equiv \frac{1 - y - \frac{\gamma^2 y^2}{4}}{1 - y + \frac{y^2}{2} + \frac{\gamma^2 y^2}{4}}, \quad (6.14)$$

along with the identities (see [20, Eqs. (2.8-2.13)]),

$$\frac{1 - y + \frac{y^2}{2} + \frac{y^2 \gamma^2}{4}}{1 + \gamma^2} = \frac{y^2}{2(1 - \varepsilon)}, \quad \frac{1 - y - \frac{y^2 \gamma^2}{4}}{1 + \gamma^2} = \frac{y^2 \varepsilon}{2(1 - \varepsilon)}. \quad (6.15)$$

After changing variables from z_N to z_h Eq. (6.11) becomes

$$\frac{d\sigma}{dx_{Bj} dy d\psi dz_h d^2\mathbf{P}_{B,b,T}} = \frac{\alpha_{\text{em}}^2 y}{4z_h x_{Bj} Q^2 (1-\varepsilon)} \frac{1}{\sqrt{1 - \frac{4M^2 x_{Bj}^2 M_{B,T}^2}{Q^4 z_h^2}}} [F_T + \varepsilon F_L + \text{Pol. Dep.}]. \quad (6.16)$$

This Jacobian factor can be expressed in terms of combinations of z_N and z_h , but we keep the square root factors explicit to highlight the dependence on transverse momentum via $M_{B,T}^2$ at fixed z_h .

A convenient recipe for calculating structure functions is to contract with Lorentz covariant extraction tensors, $P_\Gamma^{\mu\nu}$, defined as

$$P_g^{\mu\nu} = g^{\mu\nu}, \quad P_{PP}^{\mu\nu} = P^\mu P^\nu. \quad (6.17)$$

Then

$$F_1(x_{Bj}, Q^2, z_h, \mathbf{P}_{B,b,T}) = P_1^{\mu\nu} W_{\mu\nu, \text{SIDIS}} \quad F_2(x_{Bj}, Q^2, z_h, \mathbf{P}_{B,b,T}) = P_2^{\mu\nu} W_{\mu\nu, \text{SIDIS}}, \quad (6.18)$$

where

$$P_1^{\mu\nu} \equiv -\frac{1}{2} P_g^{\mu\nu} + \frac{2Q^2 x_N^2}{(M^2 x_N^2 + Q^2)^2} P_{PP}^{\mu\nu} = -\frac{1}{2} P_g^{\mu\nu} + \frac{2x_{Bj}^2}{Q^2} P_{PP}^{\mu\nu} + O\left(\frac{m^2}{Q^2}\right), \quad (6.19)$$

$$\begin{aligned} P_2^{\mu\nu} &\equiv \frac{12Q^4 x_N^3 (Q^2 - M^2 x_N^2)}{(Q^2 + M^2 x_N^2)^4} \left(P_{PP}^{\mu\nu} - \frac{(M^2 x_N^2 + Q^2)^2}{12Q^2 x_N^2} P_g^{\mu\nu} \right) \\ &= \frac{12x_{Bj}^3}{Q^2} P_{PP}^{\mu\nu} - x_{Bj} P_g^{\mu\nu} + O\left(\frac{m^2}{Q^2}\right). \end{aligned} \quad (6.20)$$

From Eq. (6.8)

$$\sum_B \int \frac{dz_N d^2\mathbf{P}_{B,b,T}}{4z_N} F_j(x_{Bj}, Q^2, z_h, \mathbf{P}_{B,b,T}) = \langle N \rangle F_j^{\text{tot}}(x_{Bj}, Q^2), \quad (6.21)$$

where j labels a structure function, i.e., $j \in \{1, 2, T, L\}$. To reproduce the equations of Ref. [20], we have define barred structure functions:

$$\bar{F}_j = \frac{1}{4z_h \left(1 + \frac{\gamma^2}{2x_{Bj}}\right)} \frac{F_j}{\sqrt{1 - \frac{4M^2 x_{Bj}^2 M_{B,T}^2}{Q^4 z_h^2}}}. \quad (6.22)$$

Substitute into Eq. (6.16) to get

$$\frac{d\sigma}{dx_{Bj} dy d\psi dz_h d^2\mathbf{P}_{B,b,T}} = \frac{\alpha_{\text{em}}^2 y}{x_{Bj} Q^2 (1-\varepsilon)} \left(1 + \frac{\gamma^2}{2x_{Bj}}\right) [\bar{F}_T + \varepsilon \bar{F}_L + \text{Pol. Dep.}]. \quad (6.23)$$

Now [20, Eq. (2.7)] can be used to fill in the remaining polarization and ϕ -dependent structure functions. The barred normalization convention in Eq. (6.22) is defined so that

structure functions exactly obey a particularly convenient energy sum rule (Appendix A) found in [20, Eqs. (2.18-2.21)]:

$$\sum_B \int dz_h d^2\mathbf{P}_{B,b,T} z_h \bar{F}_j = F_j^{\text{tot}}. \quad (6.24)$$

Note that a factor of hadron multiplicity does not appear. Equation (6.21) becomes

$$\sum_B \int dz_h d^2\mathbf{P}_{B,b,T} \bar{F}_j = \langle N \rangle \left(1 + \frac{\gamma^2}{2x_{Bj}}\right)^{-1} F_j^{\text{tot}}. \quad (6.25)$$

The forms of Eqs. (6.24)–(6.25) are only valid if the barred normalization conventions from Eq. (6.22) are used for the structure function normalizations, making them very useful for some practical applications. An advantage of the unbarred convention is that the structure functions have a direct connection to the matrix elements of current operators via Eq. (6.6), and their Lorentz covariant structure function decomposition with the standard normalization conventions in Eq. (6.5) and Eq. (6.10).

The unobserved invariant mass-squared in inclusive DIS is

$$W_{\text{tot}}^2 = M^2 + \frac{Q^2(1 - x_{Bj})}{x_{Bj}}. \quad (6.26)$$

In SIDIS it is

$$W_{\text{SIDIS}}^2 = M^2 + M_B^2 + \frac{Q^2(1 - x_{Bj} - z_h)}{x_{Bj}} + \frac{Q^4 z_h \left(\sqrt{1 + \frac{4M^2 x_{Bj}^2}{Q^2}} \sqrt{1 - \frac{4M^2 x_{Bj}^2 M_{B,T}^2}{z_h^2 Q^4}} - 1 \right)}{2M^2 x_{Bj}^2} \\ \underset{M, M_B \rightarrow 0}{\approx} \frac{Q^2(1 - x_{Bj})(1 - z_h)}{x_{Bj}} - \frac{\mathbf{P}_{B,T}^2}{z_h}. \quad (6.27)$$

Note that if both z_h and x_{Bj} are close to 1, then $|\mathbf{P}_{B,T}|$ cannot be much greater than zero without hitting the resonance region of $W_{\text{SIDIS}}^2 \approx 0$.

7 Purely Kinematical Approximations

Since we have not discussed the theory underlying the structure functions, all small mass approximations mentioned so far are unambiguously kinematical. For example, the usual $x_N \approx x_{Bj}$ and $z_N \approx z_h$ follow from expanding in $x_{Bj}^2 M^2/Q^2$:

$$x_N = x_{Bj} \left[1 - \frac{x_{Bj}^2 M^2}{Q^2} + O\left(\frac{x_{Bj}^4 M^4}{Q^4}\right) \right], \quad (7.1)$$

$$z_N = z_h \left[1 - \frac{x_{Bj}^2 M^2}{Q^2} \left(1 + \frac{\mathbf{P}_{B,b,T}^2}{z_h^2 Q^2}\right) + \left(\frac{x_{Bj}^2 M^2}{Q^2}\right)^2 \left(\frac{\mathbf{P}_{B,b,T}^2}{z_h^2 Q^2} - \frac{\mathbf{P}_{B,b,T}^4}{z_h^4 Q^4} + 2 - \frac{M_B^2}{z_h^2 M^2 x_{Bj}^2}\right) \right. \\ \left. + O\left(\frac{x_{Bj}^6 M^6}{Q^6}\right) \right]. \quad (7.2)$$

If hadron masses are neglected, then P and P_B become the approximate \tilde{P} and \tilde{P}_B , which we define as

$$\tilde{P}_b = \left(\frac{Q}{x_{Bj}\sqrt{2}}, 0, \mathbf{0}_T \right), \quad (7.3)$$

$$\tilde{P}_{B,b} = z_h \left(\frac{\mathbf{q}_T^2}{\sqrt{2}Q}, \frac{Q}{\sqrt{2}}, -\mathbf{q}_T \right), \quad (7.4)$$

that is, Eq. (4.6) and Eq. (5.1) but with all hadron masses set equal to zero. In the most common treatments of SIDIS, P and P_B in Eqs. (6.9)–(6.10) are replaced with \tilde{P} and \tilde{P}_B , and x_N and z_N are replaced with x_{Bj} and z_h inside the structure functions, which is a good approximation in the $m/Q \rightarrow 0$ limit as long as the structure functions are reasonably smooth functions of x_N and z_N . In [31] that was called the massless target approximation (MTA) for inclusive DIS, and an obvious extension applies to SIDIS. In that case, Eqs. (6.9)–(6.10) become

$$\begin{aligned} \tilde{W}_{\text{tot}}^{\mu\nu} &= \left(-g^{\mu\nu} + \frac{q^\mu q^\nu}{q^2} \right) \mathcal{F}_1^{\text{tot}}(x_{Bj}, Q^2) + \frac{\left(\tilde{P}^\mu - q^\mu \frac{\tilde{P} \cdot q}{q^2} \right) \left(\tilde{P}^\nu - q^\nu \frac{\tilde{P} \cdot q}{q^2} \right)}{\tilde{P} \cdot q} \mathcal{F}_2^{\text{tot}}(x_{Bj}, Q^2) \\ &+ \text{Pol. Dep.}, \end{aligned} \quad (7.5)$$

$$\begin{aligned} \tilde{W}_{\text{SIDIS}}^{\mu\nu} &= \left(-g^{\mu\nu} + \frac{q^\mu q^\nu}{q^2} \right) \mathcal{F}_1(x_{Bj}, Q^2, z_h, \tilde{\mathbf{P}}_{B,\text{fl},T}) \\ &+ \frac{\left(\tilde{P}^\mu - q^\mu \frac{\tilde{P} \cdot q}{q^2} \right) \left(\tilde{P}^\nu - q^\nu \frac{\tilde{P} \cdot q}{q^2} \right)}{\tilde{P} \cdot q} \mathcal{F}_2(x_{Bj}, Q^2, z_h, \tilde{\mathbf{P}}_{B,\text{fl},T}) + \text{Pol. Dep.} \end{aligned} \quad (7.6)$$

Extracting the structure functions in Eqs. (7.5)–(7.6) requires, instead of Eqs. (6.19)–(6.20),

$$\tilde{P}_1^{\mu\nu} = -\frac{1}{2} P_g^{\mu\nu} + \frac{2x_{Bj}^2}{Q^2} \tilde{P}_{PP}^{\mu\nu}, \quad \tilde{P}_2^{\mu\nu} = \frac{12x_{Bj}^3}{Q^2} \tilde{P}_{PP}^{\mu\nu} - x_{Bj} P_g^{\mu\nu}, \quad (7.7)$$

where $\tilde{P}_{PP}^{\mu\nu} = \tilde{P}^\mu \tilde{P}^\nu$. Our Eq. (7.5) is Eq. (18) from [31], with the calligraphic notation explained there. Equation (7.6) is the analogous approximation for the SIDIS cross section. The MTA greatly simplifies kinematical relations at large Q .

The ratios

$$\frac{x_N}{x_{Bj}}, \quad \frac{z_N}{z_h} \quad (7.8)$$

are measures of the quality of the MTA. They must not deviate too much from 1 if the standard massless approximations are to be considered valid. (See Sec. 12 for some examples.)

This exhausts the approximations that can be assessed entirely independently of questions about the partonic dynamics responsible for the behavior of the structure functions themselves.

Refs. [24, 32] made first attempts to incorporate kinematical improvements to collinear QCD factorization by keeping M_B in kinematical factors. They point out the importance of this for moderate-to-low Q SIDIS. However, they explicitly drop $\mathbf{P}_{B,b,T}^2$ -dependence in an

attempt to stay within a collinear factorization framework. Note from Eq. (7.2), however, that it is not consistent with collinear factorization power counting to simultaneously retain M and M_B dependent kinematical power corrections while neglecting $\mathbf{P}_{B,b,T}^2$ dependent corrections, even for $\mathbf{P}_{B,b,T}^2 \sim m^2$. The first non-vanishing M_B -dependent correction term

$$\frac{M_B^2}{z_h^2 M^2 x_{Bj}^2} \left(\frac{x_{Bj}^2 M^2}{Q^2} \right)^2 \quad (7.9)$$

is the same size as the

$$\frac{\mathbf{P}_{B,b,T}^2}{z_h^2 Q^2} \left(\frac{x_{Bj}^2 M^2}{Q^2} \right) \quad (7.10)$$

term when $\mathbf{P}_{B,b,T}^2$ is small. And, Eq. (7.10) is actually the dominant power-correction term when $\mathbf{P}_{B,b,T}^2/z_h^2$ approaches order Q . The difficulty is that collinear factorization methods only characterize dependence on light-cone momentum fractions of the final state hadron, like z_N , with only z_h , Q , and x_{Bj} known. This is not a problem if keeping only the first term in the expansion on the right of Eq. (7.2) is valid. But the *exact* z_N requires knowledge not just of M_B and M , but also of (both small and large) $\mathbf{P}_{B,b,T}^2/z_h^2$. So if it turns out that final state mass effects are large enough that they have to be accounted for, then it must be done in combination with an account of small transverse momentum dependence effects (e.g., TMD factorization), not independently of it.

8 Partons

So far, we have only discussed definitions and relativistic kinematics, with no mention at all of partons or dynamics. The question now is the following: Assuming that the configuration of initial and final hadrons is the result of scattering and fragmentation by small-mass constituents (i.e., partons), what are the possible kinematical configurations of those constituents, given a set of assumptions about their intrinsic properties? For now, we do not necessarily identify these partons with a particular theoretical approach or even real QCD, though ultimately we have that in mind.

This kind of very general partonic picture is illustrated in Fig. 3. We start by exploring the possibility that the produced hadron is collinear to an outgoing parton (a ‘‘current’’ hadron). We need clear steps for asking how reasonable it is to assume that a given external kinematical configuration for measured hadrons maps to current region partonic kinematics. The incoming hadron and its remnants are represented by the lower blob while the final state hadron emerges from a final state blob at the top of the diagram. Dashed lines represent the flow of momentum. It is very important for the discussion below to understand that they do not necessarily represent single quarks or gluons, and in reality they may correspond to groups of particles. What is important for us is only the flow of four-momentum through the process. Moreover, it is assumed that the momenta of these lines is known exactly and are never approximated. Although the word ‘‘parton’’ often implies a massless on-shell approximation for single particle lines, to keep language reasonably simple, we will nevertheless continue to call these dashed lines ‘‘partons.’’ The picture in Fig. 3 *does* imply

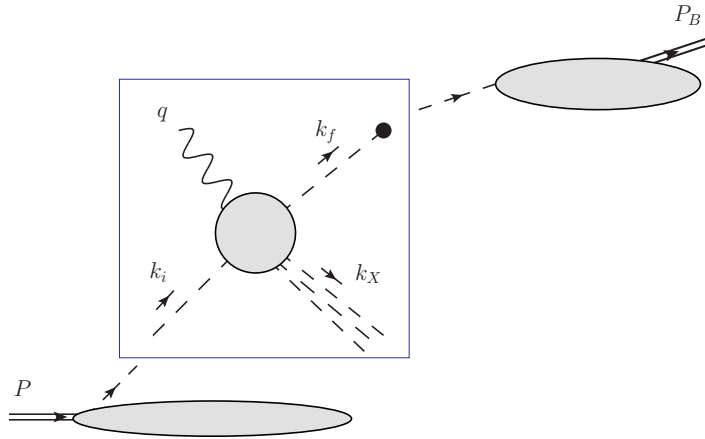


Figure 3: Momentum labeling in the partonic subprocess.

that quantities like $|k_i^2|$ and $|k_f^2|$ are small, and much of the discussion in this section will be about addressing the question of what is meant by “small.” So to summarize, “partonic” dashed lines represent the flow of a momentum with small invariant energy. In practical situations, they will often turn out to refer to actual quark and/or gluon lines, but they do not need to generally.

The partonic subprocess in Fig. 3 is marked off in a blue box. A black dot indicates the parton we associate with an observed hadron. The momentum k_i is the incoming struck parton momentum, and there is at least one hadronizing parton k_f . The k_X momentum labels the total momentum of all other unobserved partons combined. Outside the box in Fig. 3, the position of the hadron implies a current region picture, though an analogous picture of course applies to the target region case. We ask questions about partonic regions in the context of the steps needed to factorize graphical structure in a manner consistent with particular partonic pictures. Our general view of factorization is based on that of Collins [11, 33] and collaborators, though the same statements apply to most other approaches.

We are interested in the kinematics of the $k_i + q \rightarrow k_f + k_X$ subprocess and how closely it matches the overall $P + q \rightarrow P_B + X$ process under very general assumptions. Specific realizations of the partonic subprocess, each of which can contribute to a different kinematical region, are shown in Fig. 4. We will analyze the subprocess in the Breit frame and write

$$k_i^b = \left(\frac{Q}{\hat{x}_N \sqrt{2}}, \frac{\hat{x}_N(k_i^2 + \mathbf{k}_{i,b,T}^2)}{\sqrt{2}Q}, \mathbf{k}_{i,b,T} \right), \quad k_f^b = \left(\frac{\mathbf{k}_{f,b,T}^2 + k_f^2}{\sqrt{2}\hat{z}_N Q}, \frac{\hat{z}_N Q}{\sqrt{2}}, \mathbf{k}_{f,b,T} \right). \quad (8.1)$$

Hats always indicate a partonic kinematical variable, whereas ξ and ζ are momentum fractions (see below). We will write the transverse momentum as

$$\mathbf{k}_{f,b,T} = -\hat{z}_N \mathbf{q}_T + \delta \mathbf{k}_T. \quad (8.2)$$

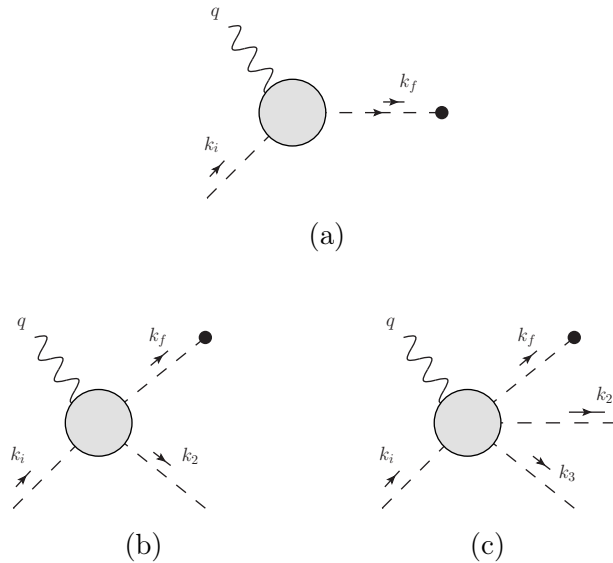


Figure 4: Examples of hard kinematics. Graph (a) represents handbag kinematics. Graph (b) is $2 \rightarrow 2$ kinematics, which can represent, for instance, the first non-vanishing contribution when we specialize to massless pQCD graphs at large transverse momentum. Graph (c) is $2 \rightarrow 3$ kinematics. We remark that in general, in Graphs (a), (b) and (c) the dashed lines may represent groups of particles, such as those making up a gauge link.

In the hadron frame, Eq. (5.6) gives

$$\mathbf{k}_{f,H,T} = \delta\mathbf{k}_T + \text{Power Suppressed}, \quad (8.3)$$

so $\delta\mathbf{k}_T$ is good for characterizing an intrinsic relative transverse momentum in the large Q limit; in Eq. (8.1) intrinsic transverse momentum is $\delta\mathbf{k}_T$ when $q_T = 0$. For nearly on-shell partons,

$$|k_i^2|, |k_f^2| = O(m^2). \quad (8.4)$$

In the limit where $m \ll Q$ and x_{Bj} , z_h , q_T are fixed, the outgoing parton is exactly aligned with the observed hadron so long as

$$\delta k_T^2 = O(m^2). \quad (8.5)$$

We have defined the Breit frame momentum fractions and Breit frame \hat{x}_N , \hat{z}_N analogous to x_N and x_{Bj} :

$$k_i^+ \equiv \xi P_b^+, \quad P_{B,b}^- \equiv \zeta k_f^-, \quad \hat{x}_N \equiv -\frac{q_b^+}{k_{i,b}^+} = \frac{x_N}{\xi}, \quad \hat{z}_N \equiv \frac{k_{f,b}^-}{q_b^-} = \frac{z_N}{\zeta}. \quad (8.6)$$

For fixed \hat{x}_N , \hat{z}_N and q_T^2 , k_X^2 is calculable from momentum conservation,

$$k_X^2 = (k_i + q - k_f)^2. \quad (8.7)$$

It will also be useful to define a momentum variable

$$k \equiv k_f - q. \quad (8.8)$$

It is sometimes useful to have k in terms of k_X^2 instead of \hat{z}_N . For example, in the special case that $k_i^2 = k_f^2 = \mathbf{k}_{i,b,T}^2 = \delta \mathbf{k}_T^2 = 0$

$$k_b^+ = \frac{Q}{\sqrt{2}} \left(1 + \frac{q_T^2}{Q^2} \left(\frac{1 - \hat{x}_N(1 + k_X^2/Q^2)}{1 - \hat{x}_N(1 - q_T^2/Q^2)} \right) \right) = \frac{Q}{\sqrt{2}} \left(1 + \frac{q_T^2}{Q^2} + \dots \right), \quad (8.9)$$

$$k_b^- = -\frac{Q}{\sqrt{2}} \left(1 - \frac{1 - \hat{x}_N(1 + k_X^2/Q^2)}{1 - \hat{x}_N(1 - q_T^2/Q^2)} \right) = -\frac{\hat{x}_N Q}{(1 - \hat{x}_N)\sqrt{2}} \left(\frac{q_T^2}{Q^2} + \frac{k_X^2}{Q^2} + \dots \right), \quad (8.10)$$

$$\mathbf{k}_T = -\mathbf{q}_T \left(\frac{1 - \hat{x}_N(1 + k_X^2/Q^2)}{1 - \hat{x}_N(1 - q_T^2/Q^2)} \right) = -\mathbf{q}_T \left(1 - \frac{\hat{x}_N}{1 - \hat{x}_N} \left(\frac{q_T^2}{Q^2} + \frac{k_X^2}{Q^2} \right) + \dots \right). \quad (8.11)$$

On the second line, the " \dots " represents higher powers in an expansion in small q_T^2/Q^2 and k_X^2/Q^2 . When $q_T^2/Q^2 \rightarrow 0$ and $k_X^2/Q^2 \rightarrow 0$, the kinematics of the struck parton approach the kinematics of TMD factorization, or the handbag contribution in collinear factorization, with the errors in each component proportional to q_T^2/Q^2 .

The most basic of partonic approximations is that the masses and off-shellness of partons is small relative to the hard scale:

$$k_i^2/Q^2 \rightarrow 0 \quad k_f^2/Q^2 \rightarrow 0. \quad (8.12)$$

On top of these, other approximations are normally needed. For instance, in the current region k_f is aligned with the final state hadron and

$$k_f \cdot P_B \rightarrow 0. \quad (8.13)$$

Beyond these, still further approximations apply to different specific partonic subprocesses. First, in the $2 \rightarrow 1$ process of Fig. 4(a), $k_i \rightarrow k$, and the $1/Q^2$ -suppressed terms in equations like Eqs. (8.9)–(8.11) are dropped. For a hard $2 \rightarrow 2$ process shown in Fig. 4(b), $|k^2| \sim Q^2$ while $k_X^2/Q^2 \rightarrow 0$. If both $|k^2|$ and k_X^2 are large, then at least three partons (e.g., Fig. 4(c)) are ejected at wide angles from the hard collision. For fixed x_N , z_N , Q^2 , and $\mathbf{P}_{B,T}$, only certain k_i and k_f are consistent with any given picture in Fig. 4.

For example, say we wish to interpret a particular SIDIS region with a partonic configuration like Fig. 4(a), corresponding to the current fragmentation region. For a partonic description to hold at all, a minimum requirement is that ratios like Eq. (8.12) are very small. So define a ratio

$$\text{General Hardness Ratio} = R_0 \equiv \max \left(\left| \frac{k_i^2}{Q^2} \right|, \left| \frac{k_f^2}{Q^2} \right|, \left| \frac{\delta k_T^2}{Q^2} \right| \right). \quad (8.14)$$

and consider regions of Q where R_0 is less than a certain numerical size for a given set of estimates for k_i^2 and k_f^2 . Next, since scattering is assumed to be in the current region in Fig. 4(a), the ratio

$$\text{Collinearity} = R_1 \equiv \frac{P_B \cdot k_f}{P_B \cdot k_i}, \quad (8.15)$$

must also be small. See Ref. [34] for more discussion – R_1 corresponds to R from that reference. The expression for R_1 in terms of the variables in Eq. (5.1) and Eq. (8.1) is straightforward, but slightly cumbersome and not instructive, so we will not write it explicitly here.

The $2 \rightarrow 1$ partonic kinematics only apply if $k^2/Q^2 \approx 0$, an approximation that fails if transverse momentum is too large. So define another ratio,

$$\text{Transverse Hardness Ratio} = R_2 \equiv \frac{|k^2|}{Q^2}. \quad (8.16)$$

R_2 is small for $2 \rightarrow 1$ partonic kinematics. From Eq. (8.1),

$$R_2 = \left| -(1 - \hat{z}_N) - \hat{z}_N \frac{q_T^2}{Q^2} - \frac{(1 - \hat{z}_N)k_f^2}{Q^2 \hat{z}_N} - \frac{\delta \mathbf{k}_T^2}{\hat{z}_N Q^2} + \frac{2\mathbf{q}_T \cdot \delta \mathbf{k}_T}{Q^2} \right| \approx (1 - \hat{z}_N) + \hat{z}_N \frac{q_T^2}{Q^2}. \quad (8.17)$$

Note that this suggests q_T from Eq. (5.3) as the most useful transverse momentum for quantifying transverse momentum hardness relative to Q ; if $q_T^2/Q^2 \sim 1$, then $R_2 \sim 1$ for both large and small \hat{z}_N while if $q_T^2/Q^2 \ll 1$ and $\zeta \sim z_N$ (as in the current fragmentation region with TMDs) then $R_2 \ll 1$ (see also discussion in Ref. [35]).

If the SIDIS region corresponds to $2 \rightarrow 2$ hard partonic kinematics, then R_2 must be large (~ 1). However, then the ratio k_X^2/Q^2 must be small since there is only one unobserved parton, and its invariant mass must be small relative to hard scales to qualify as a single massless parton. (See Fig. 4(b).) If k_2 is a massless on-shell quark or gluon, then $k_2^2 = 0$ and this places a strong kinematical constraint on relationship between the momentum fractions ξ and ζ . See, for example, Eq.(83) of [17]. So define one more ratio,

$$\text{Spectator Virtuality Ratio} = R_3 \equiv \frac{|k_X^2|}{Q^2}. \quad (8.18)$$

Large R_2 , but small R_3 , corresponds to $2 \rightarrow 2$ parton kinematics. Large R_2 and large R_3 corresponds to partonic scattering with three or more final state partons, such as Fig. 4(c).

To see that the size of R_2 , Eq. (8.17), reflects the importance of transverse momentum, we repeat an argument very similar to that on page 4 of [35]. Note that Feynman graphs corresponding to the inside of the box in Fig. 4 contain propagator denominators of the form

$$\frac{1}{k^2 + O(m^2)}, \quad \frac{1}{k^2 + O(Q^2)}, \quad (8.19)$$

where the denominators with $+O(Q^2)$ arise in corrections to the virtual photon vertex or internal propagators from the emission of wide-angle k_X partons. Note also that $k \cdot q \sim q \cdot P = O(Q^2)$. The possible approximations to these denominators are representative of the approximations needed in derivations of factorization. If $|k^2| \sim Q^2$, the $O(m^2)$ terms in the denominators are negligible so that the part of the graph inside the box can be calculated in perturbative QCD using both Q^2 and k^2 as equally good hard scales. In this case, and $k_X^2 \ll Q^2$, then Fig. 4(b) becomes the relevant picture. However, if $|k^2| \ll Q^2$, the $O(m^2)$ terms in the first of the denominators in Eq. (8.19) must be kept. Then, a $|k^2|/Q^2 \ll 1$ approximation in the second denominator can be used, and it is this type of

approximation that leads to TMD factorization at small transverse momentum. This is the handbag topology in Fig. 4(a). Note that the k line has become the target parton. Using Eq. (8.1) and Eq. (8.8) for k^2 gives Eq. (8.17).

In perturbative QCD, the lowest order (in $O(\alpha_s)$) contribution to large transverse momentum is the partonic $2 \rightarrow 2$ process. Again, all partons are massless and on-shell, and the picture is Fig. 4(b). Since there is only one unobserved massless parton in this region, it correspond to $k_X^2 = 0$. To see that it is the ratio R_3 in Eq. (8.18) that must be small in this region, consider how the size of k_X^2 affects the denominators in Eq. (8.19) at fixed \hat{x}_N , large q_T , and Q^2 by expressing $|k^2/Q^2|$ in terms of k_X^2 instead of \hat{z}_N :

$$\left| \frac{k^2}{Q^2} \right| = \frac{1}{1 - \hat{x}_N + \hat{x}_N q_T^2 / Q^2} \left[\frac{q_T^2}{Q^2} + \hat{x}_N \frac{k_X^2}{Q^2} \left(1 - \frac{q_T^2}{Q^2} \right) \right]. \quad (8.20)$$

To get a simple form, we have already assumed here that k_i^2 and k_f^2 are negligible. In propagators, therefore, the size of k^2 is independent of k_X^2 at large k_T^2 if $k_X^2/Q^2 \ll 1$ and \hat{x}_N is not too close to 1. Otherwise, if R_3 becomes large, the $2 \rightarrow 3$ or greater cases are likely the more applicable partonic subprocesses. In pQCD this means that $O(\alpha_s^2)$ or higher calculations are needed.

Different combinations of sizes for the above ratios correspond to other regions. For example, the target fragmentation region handles cases where R_1 gets large – see Sec. 10 below. All of the approximations discussed above are intertwined in potentially complicated ways, especially when Q is not especially large and mass effects may be non-negligible. This can make even crude, order-of-magnitude estimates of their effects nontrivial, although the influence of model assumptions should diminish rapidly at large Q . The catalogue of ratios represented by the R_0 - R_3 is meant to make this more straightforward to check.

A choice concerning acceptable ranges of R_0 , R_1 , R_2 , and R_3 translates into a choice about the range of possible reasonable values for the components of k_i and k_f . In practice, this might be more conveniently stated in reverse. That is, one starts with general expectations regarding the sizes of the partonic components of k_i and k_f based on models and/or theoretical considerations. The question then becomes whether the resulting R_0 , R_1 , R_2 , and R_3 are consistent with a particular region of partonic kinematics (hard, current region, large transverse momentum, etc).

Our aim here is not to address any particular theoretical framework for estimating intrinsic properties of partons, or to estimate exactly acceptable ranges for the above ratios, but only to demonstrate how, once these choices are made, they fix the relationship between external kinematics and the region of partonic kinematics.

9 Rapidity

It is often useful to express results in terms of rapidity instead of z_N or z_h . In the Breit frame,

$$y_{P,b} \equiv \ln \left(\frac{Q}{x_N M} \right), \quad y_{B,b} \equiv \ln \left(\frac{M_{B,T}}{z_N Q} \right). \quad (9.1)$$

The boost invariant rapidity difference is

$$\Delta y \equiv y_{P,b} - y_{B,b} = \ln \left(\frac{z_N Q^2}{x_N M M_{B,T}} \right). \quad (9.2)$$

If $x_N \approx z_N$ and $M_{B,T} \approx M$, then the produced hadron rapidity is approximately the negative of the proton rapidity. For fixed z_N/x_N , fixed $M_{B,T}$ and large Q

$$e^{\Delta y} = O \left(\frac{Q^2}{m^2} \right), \quad e^{-\Delta y} = O \left(\frac{m^2}{Q^2} \right). \quad (9.3)$$

z_h in terms of $y_{B,b}$ is [34]

$$z_h = \frac{x_N M_{B,T} M}{Q^2 - x_N^2 M^2} (e^{\Delta y} + e^{-\Delta y}) \approx \frac{x_{Bj} M_{B,T} M}{Q^2} e^{\Delta y}. \quad (9.4)$$

In terms of z_h , the rapidity of the hadron in the Breit frame is double valued:

$$y_{B,b}^{\pm} = \ln \left[\frac{Q z_h (Q^2 - x_N^2 M_p^2)}{2 x_N^2 M^2 M_{B,T}} \pm \frac{Q}{x_N M} \sqrt{\frac{z_h^2 (Q^2 - x_N^2 M^2)^2}{4 x_N^2 M^2 M_{B,T}^2} - 1} \right] \approx \ln \left(\frac{M_{B,T}}{z_h Q} \right). \quad (9.5)$$

The “+” solution corresponds to a hadron with large rapidity in the direction of P , while the “-” solution corresponds to a rapidity in the opposite direction, and thus is more consistent with current region factorization. The approximation after the “ \approx ” corresponds to the $m^2/Q^2 \rightarrow 0$ limit of the “-” solution.

Expressing the plus and minus components in Eq. (8.1) in terms of rapidity,

$$y_i^b = \frac{1}{2} \ln \left(\left| \frac{Q^2}{\hat{x}_N^2 (k_i^2 + \mathbf{k}_{i,T}^2)} \right| \right), \quad y_f^b = \frac{1}{2} \ln \left(\left| \frac{\hat{z}_N^2 q_T^2 + \delta k_T^2 - 2 \hat{z}_N \mathbf{q}_T \cdot \delta \mathbf{k}_T + k_f^2}{\hat{z}_N^2 Q^2} \right| \right). \quad (9.6)$$

Then, values of \hat{z}_N , \hat{x}_N , k_i , k_f , $\mathbf{k}_{i,T}$, $\mathbf{k}_{f,T}$ can be mapped, along with values of R_0 - R_3 , to regions of a q_T versus rapidity map like Fig. 8. If $\hat{z}_N q_T = O(Q)$, then $y_f^b \approx \ln \left(\frac{q_T}{Q} \right) \approx 0$, while if $\hat{z}_N q_T = O(m)$, then $y_f^b \approx \ln \left(\frac{m}{Q} \right)$. In the handbag configuration, wherein all partonic transverse momenta are zero, the parton four-momenta may be written,

$$k_i = \left(\frac{\sqrt{-k_i^2}}{\sqrt{2}} e^{y_i^b}, -\frac{\sqrt{-k_i^2}}{\sqrt{2}} e^{-y_i^b}, \mathbf{0}_T \right), \quad k_f = \left(\frac{\sqrt{k_f^2}}{\sqrt{2}} e^{y_f^b}, \frac{\sqrt{k_f^2}}{\sqrt{2}} e^{-y_f^b}, \mathbf{0}_T \right). \quad (9.7)$$

Since $k_i^+ \approx -q_b^+ = Q/\sqrt{2}$ and $k_f^+ \approx q_b^- = Q/\sqrt{2}$ in the handbag configuration, then $y_i^b \approx -y_f^b = O(\ln(Q/m))$. Therefore, partons in the handbag configuration are centered roughly on $y \approx 0$ in the Breit frame.

Note also that if x_N and z_N are small, then according to Eq. (9.1) both the target and produced hadrons will tend to be skewed toward larger rapidities in the Breit frame. Therefore, hadrons measured in the final state will tend to be at larger rapidities than the corresponding handbag-configuration partons.

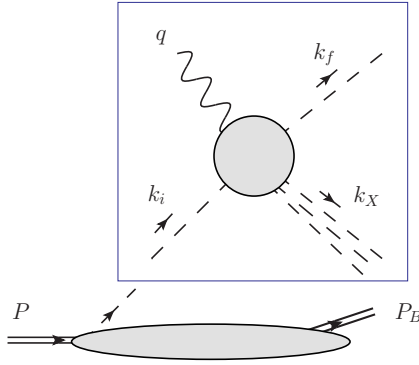


Figure 5: A hadron produced in the target region – see Eq. (10.1). Hadrons produced from the hard part are not observed.

10 Target Remnant Hadrons

If, in contrast to the discussion in Sec. 8, the hadron is in the target fragmentation region (see Fig. 5), then

$$P_B \cdot P \ll Q^2, \quad (10.1)$$

In the target region, z_h is no longer as useful for parameterizing the process since it no longer necessarily describes a momentum fraction – see Eq. (5.4) and note that the quantity under the square root diverges as $z_h \rightarrow 0$. In terms of x_h , z_N is:

$$\begin{aligned} z_N &= \frac{\sqrt{4x_{Bj}^2(M_B^2/Q^2)(1 - q_T^2/Q^2) + x_h^2} - x_h}{2x_{Bj}(1 - q_T^2/Q^2)} \\ &= \frac{M_B^2 x_{Bj}}{Q^2 x_h} - \frac{M_B^4 x_{Bj}^3 (Q^2 - q_T^2)}{Q^6 x_h^3} + O\left(\frac{M_B^6 (Q^2 - q_T^2)^2}{Q^{10}}\right), \end{aligned} \quad (10.2)$$

where we have kept the solution that gives exactly $z_N = 0$ when P_B is exactly massless and collinear to P . Now,

$$P_B \cdot P = \frac{MM_{B,T}}{2} (e^{\Delta y} + e^{-\Delta y}) = \frac{M^2 x_{Bj} (M_B^2 + q_T^2 z_N^2)}{Q z_N (\sqrt{4M^2 x_{Bj}^2 + Q^2} + Q)} + \frac{Q z_N (\sqrt{4M^2 x_{Bj}^2 + Q^2} + Q)}{4x_{Bj}}. \quad (10.3)$$

Equation (10.3) is no larger than $O(m^2)$ if $z_N \sim m^2/Q^2$ and $q_T^2 z_N^2/Q^2 \ll 1$. So for the target region, Eq. (10.1) with Eqs. (10.2)–(10.3) means

$$z_N = \Theta\left(\frac{m^2}{Q^2}\right). \quad (10.4)$$

The “Big Θ ” symbol is used because the first term in Eq. (10.3) puts a lower limit on acceptable sizes for z_N . In other words, the target region criterion fails both when $z_N \ll$

m^2/Q^2 as well as when $z_N \gg m^2/Q^2$. From Eq. (10.2), this means the target fragmentation criterion in terms of x_h , x_{Bj} and $\mathbf{P}_{B,T}$ is

$$\frac{x_h}{x_{Bj}} = O(1), \quad \frac{q_T^2 z_N^2}{Q^2} = \frac{\mathbf{P}_{B,b,T}^2}{Q^2} \ll 1. \quad (10.5)$$

To translate Eq. (10.1) into a dimensionless ratio, define

$$R'_1 = \frac{P_B \cdot P}{Q^2} = \frac{M^2 x_{Bj} (M_B^2 + q_T^2 z_N^2)}{Q^3 z_N (\sqrt{4M^2 x_{Bj}^2 + Q^2} + Q)} + \frac{z_N (\sqrt{4M^2 x_{Bj}^2 + Q^2} + Q)}{4x_{Bj} Q}. \quad (10.6)$$

Therefore, the target region criterion is

$$R'_1 \ll 1. \quad (10.7)$$

In [34], it was $1/R_1$ that was used to characterize the target region, and that is another acceptable definition, but Eq. (10.6) has the advantage of working even when k_i differs significantly from P and of being simpler to calculate.

11 Soft-Central Hadrons

It is possible that for some hadrons, $R_2 \ll 1$, while neither R_1 nor R'_1 is small. We call this the soft region since such hadrons are not a product of hard scattering but do not associate in any obvious way with a quark or target direction.

12 Specific Examples

For illustration, let us insert some specific numbers into the above system of formulas. First, consider the purely kinematical ratios in Sec. 7 for realistic experimental scenarios. In Fig. 6 we display the (Q, x_{Bj}) kinematic coverage of three SIDIS experiments: JLab 12 (11 GeV electron beam), HERMES (27.5 GeV electron beam) and COMPASS (160 GeV muon beam). The shaded regions are obtained by applying the appropriate experimental cuts in each case, as reported in Refs. [6, 36, 37]. Notice that the JLab 12 kinematics covers a very wide range of x_{Bj} values, well above 0.6, but it is limited to intermediate/small values of Q . Instead, the COMPASS kinematics reaches up to much larger values of Q , but the accessible range of x_{Bj} is confined to values no larger than 0.4. In each plot, the values of the ratio x_N/x_{Bj} , Eq. (3.2), are color coded: darker shades represent regions where x_N/x_{Bj} deviates from 1 and the MTA approximation deteriorates. As expected mass corrections are more important at large values of x_{Bj} and small values of Q .

Fig. 7 shows the ratio z_N/z_h , over the $(z_h, P_{B,T}/Q)$ kinematic coverage of the three experiments. Again darker shades represent larger deviations from 1 which, in this case, are more significant than for x_{Bj}/x_N , especially at JLab kinematics.

It is helpful to sketch the landscape of possible scenarios in a transverse momentum versus rapidity map like the one shown in Fig. 8. Each of the regions discussed in Sec. 8,

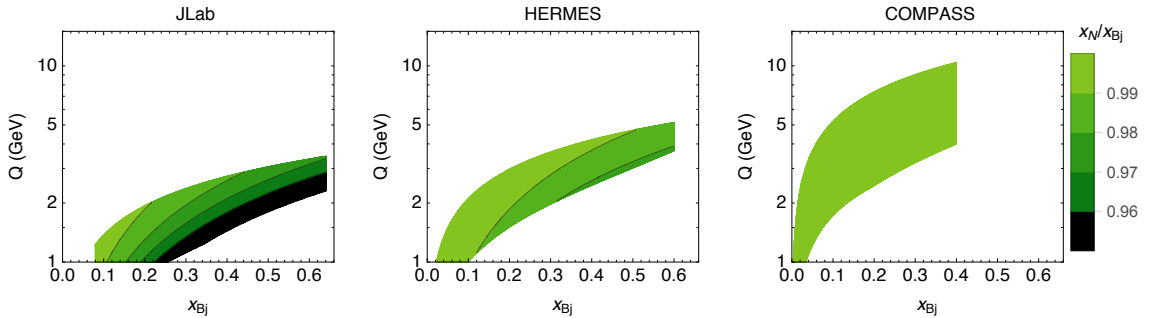


Figure 6: The kinematic regions of Q and x_{Bj} covered by JLab 12 (left panel), HERMES (central panel) and COMPASS (right panel). The shaded areas are obtained by applying the appropriate experimental cuts in each case, as reported in Refs. [6, 36, 37]. These plots show that Q and x_{Bj} are strongly correlated: large values of x_{Bj} can only be accessed when Q is sufficiently large; conversely, when Q is relatively small, only limited values of x_{Bj} can be reached. The values of x_N/x_{Bj} , as obtained using Eq. (3.2), are color-coded: the lightest shade corresponds to values very close to one, while darker shades correspond to regions where the ratio x_N/x_{Bj} increasingly deviates from 1 and the quality of the MTA deteriorates. Notice that, while mass corrections are more important for JLab 12 kinematics, in all cases considered $x_N/x_{Bj} \approx 1$ to good approximation.

Sec. 10, and Sec. 11 is represented there as a colored blob, and the task is to determine the sizes of the blobs, their borders, and their degree of overlap. The relevant power suppression factors are shown. (Recall, for example, Eq. (8.17).)

To give more detailed examples than the above, a few assumptions about non-perturbative properties of partons are necessary. 300 MeV is a typical estimate of non-perturbative mass scales so we try $k_i = k_f = \delta k_T = 300$ MeV. Also, to start with we assume that $\mathbf{q}_T \cdot \delta \mathbf{k}_T = q_T \delta k_T$. (Azimuthal effects may be added later.)

In addition, the particular partonic kinematics of interest need to be specified. Say, for example, that the goal is to examine target partons in the valence region (such as discussed on page 3 of [6]). Then the focus should be on momentum fraction values of ξ roughly around 0.3. For ζ , we might reasonably focus on values where collinear fragmentation functions are large but have reasonably small uncertainties, say $\zeta \approx 0.3$. From Fig. 6, JLab12 measurements at $x_{Bj} \approx 0.2$ may reach to as large as about 2 GeV in Q .

First let's consider overall kinematics. Contour plots of W_{SIDIS}^2 , Eq. (6.27), are shown for a pion mass in Fig. 9 for (a) $q_T = 0$ and (b) $q_T = 2.0$ GeV, giving a sense of what is kinematically possible for the SIDIS remnant at different q_T and for lower Q . The expectation is that the area near the kinematically forbidden region, where the final state phase space vanishes, does not readily separate into distinct regions as in Fig. 8. So in the below we will focus on kinematics away from those boundaries. Also, for now we will restrict to large enough Q that R_0 in Eq. (8.14) is negligible, so R_1 is the first of the R_0 - R_3 that we will consider here.

For the representative values discussed above ($\xi = 0.3$, $z_h = 0.25$, $\zeta = 0.3$ and a small

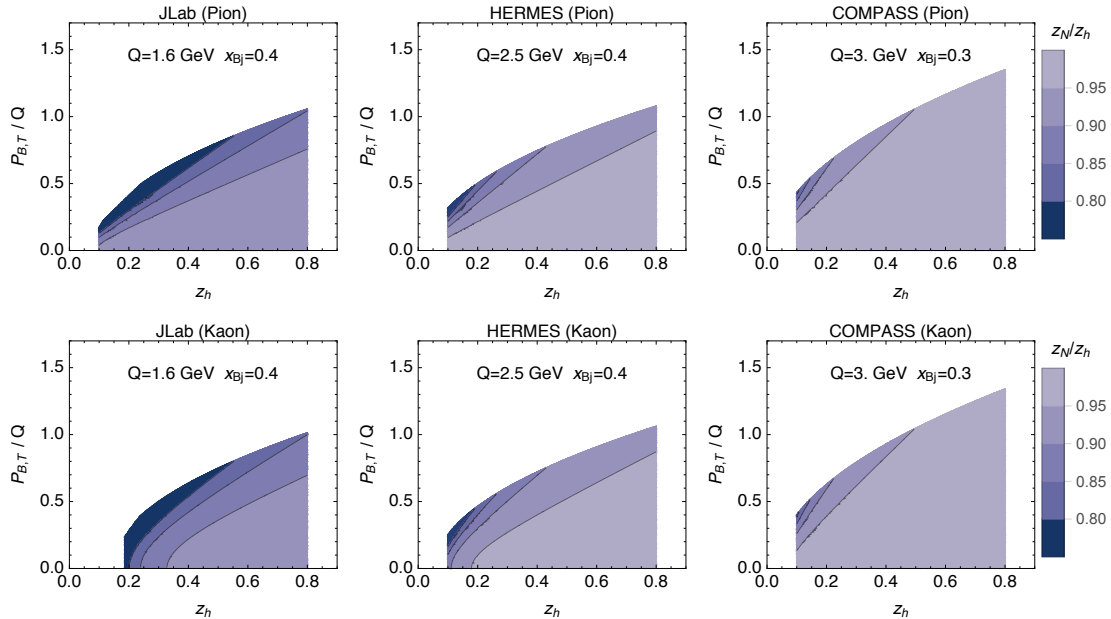


Figure 7: The ratio z_N/z_h , Eq. (5.16), is represented over the kinematic coverage in $(z_h, P_{B,T}/Q)$ for JLab 12 (left panels), HERMES (central panels) and COMPASS (right panels), at some fixed values of x_{Bj} and Q , as indicated in the plot title. Appropriate experimental cuts, as reported in Refs. [6, 36, 37], are applied in each case. The values of z_N/z_h , for pion production (upper panels) and kaon production (lower panels) are obtained using Eq. (5.16) and are color-coded: the lightest shade corresponds to values very close to one, while darker shades correspond to regions where the ratio z_N/z_h increasingly deviates from 1 and the quality of the MTA deteriorates. Notice how deviations from 1 are more sizable as compared to those of x_N/x_{Bj} in Fig. 6, particularly in the JLab case.

$q_T = 0.3$ GeV), values of R_1 are shown on the Q vs. x_{Bj} contour plot in Fig. 10. The trend is as expected: at large Q and not-too-large x_{Bj} , R_1 remains small for all transverse momenta, while corrections might be necessary at smaller Q and larger x_{Bj} .

In addition to confirming the current-region approximation, which holds valid where collinearity R_1 is small, it is necessary to map out the applicability of large and small transverse momentum approximations. For this we turn to R_2 . Fig. 11 is an example that corresponds to the same kinematics as Fig. 10. It confirms basic expectations, such as that what constitutes “large- q_T ” grows with Q . It also shows that, while the hadron is in the current region for most q_T as in Fig. 10 (a,b), the small transverse momentum region shown in Fig. 11 (a) is much more restrictive. For $q_T \lesssim 0.5$ GeV, R_2 is firmly in the small transverse momentum region for most of the Q shown, while for $q_T \gtrsim 1.5$ GeV R_2 indicates that we are well in the large transverse momentum region. There is a broad intermediate region where the situation is not clear. The flavor of the final state hadron is a decisive factor in determining the relevant factorization region. For example, comparing the plots of R_1 in Fig. 10 for (a) $M_B = m_\pi$, and (c) $M_B = m_K$, shows a completely different behaviour of the collinearity ratio R_1 . For $Q = 1.5$ GeV and $x_{Bj} = 0.1$, $R_1 \approx 0.1$ for pions and

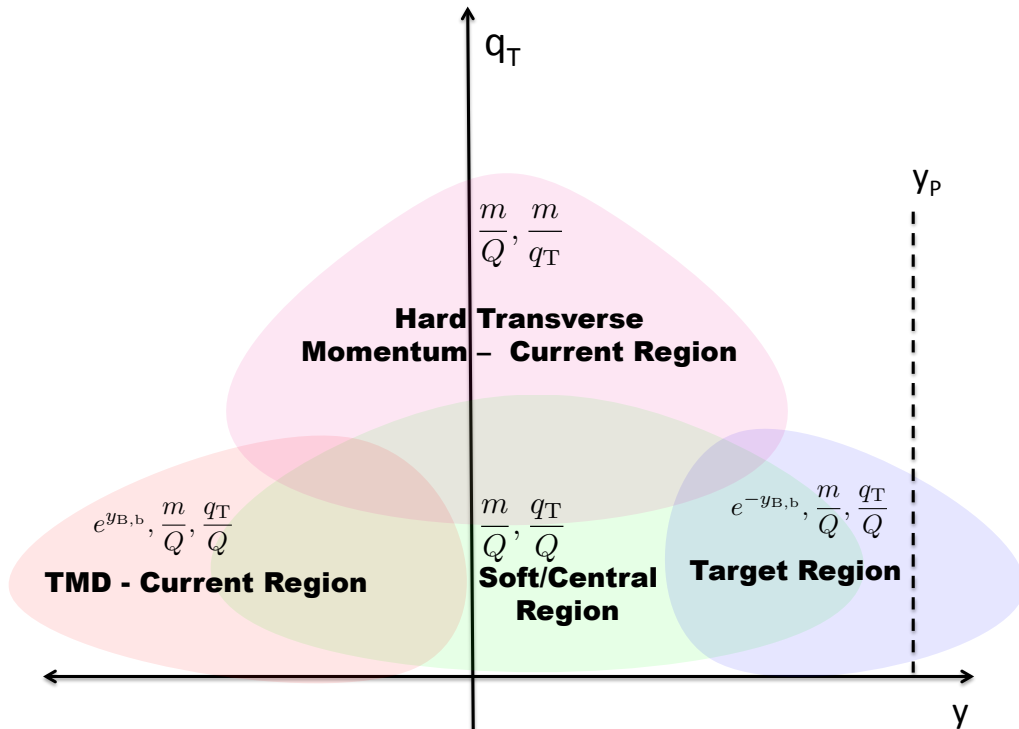


Figure 8: Sketch, not to-scale, of kinematical regions of SIDIS in terms of the produced hadron's Breit frame rapidity and transverse momentum. In each region, the type of suppression factors that give factorization are shown. (The exact size and shape of each region may be very different from what is shown and depends on quantities like Q and the hadron masses.) In the Breit frame, according to Eq. (9.7), partons in the handbag configuration are centered on $y \approx 0$ if $-k_1^2 \approx k_f^2 = O(m^2)$. The shaded regions in the sketch are shifted somewhat toward the target rapidity $y_{P,b}$ (the vertical dashed line) to account for the behavior of Eq. (9.1) when z_N and x_N are small.

$R_1 \approx 0.8$ for kaons. If $R_1 \approx 0.8$ is taken to be large, then confidence that one is in the current region deteriorates. The flavor of the final state hadron has little effect on the transverse momentum hardness, R_2 , from Eq. (8.16). From Fig. 11 (a) and Fig. 11 (c) flavor dependence is only noticeable at low Q and even then the effect is small. To summarize, the produced hadron mass affects collinearity R_1 significantly, but does not appear to be a primary factor in determining transverse hardness R_2 .

Within a specific example, collinearity R_1 and transverse hardness R_2 have helped us to map out the current kinematic region (small R_1) and to separate the "small" from the "large" transverse momentum regions (small R_2 vs large R_2). The former will reasonably correspond to a region where we expect TMD factorization to apply, while for the latter a collinear factorization will be appropriate. At this stage, one might wonder whether a LO calculation could be enough or whether higher order perturbative corrections are necessary. This is where R_3 comes into the game: large R_3 coupled with large R_2 signal a large q_T region where presumably higher order pQCD corrections are relevant, while small

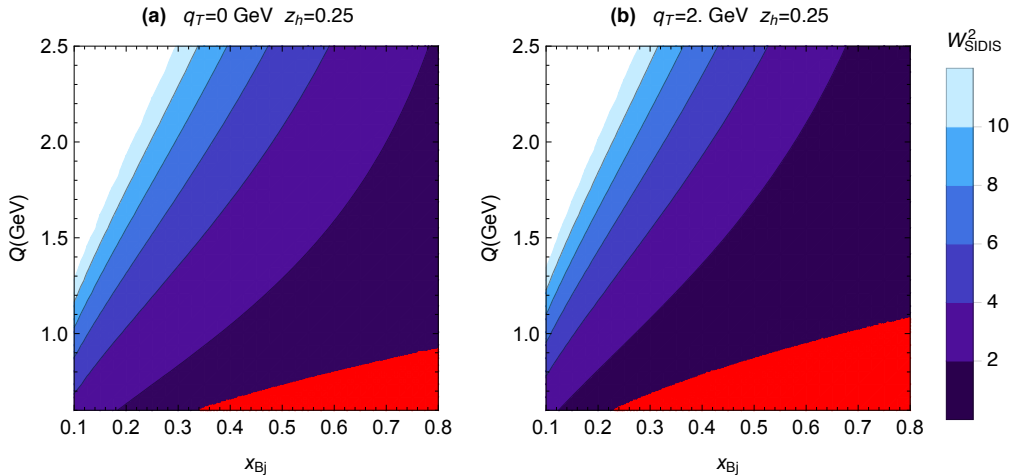


Figure 9: Plots (a)-(b) show W_{SIDIS}^2 , Eq. (6.27), for $q_T = 0$ and $q_T = 2.0$ GeV respectively for the case of a produced pion. $z_h = 0.25$ in each case. The red region is kinematically forbidden. Near to the kinematically forbidden region, it is to be expected that a clear separation into regions along the lines of Fig. 8 will break down. The classification according to the sizes of R_0 - R_3 is cleaner at larger Q and with small but fixed x_{Bj} . Note that the corresponding plots for a heavier final state hadron have a larger forbidden region.)

R_3 together with small R_2 clearly indicate a TMD current region, which requires a TMD factorization scheme.

Clearly the above indications only apply to the specific example we have chosen, corresponding to specific values of the kinematic variables ($\xi = 0.3$, $z_h = 0.25$, $\zeta = 0.3$, $q_T = 0.3$ GeV) and of the non perturbative parameters ($k_i = k_f = \delta k_T = 300$ MeV, $\mathbf{q}_T \cdot \delta \mathbf{k}_T = q_T \delta k_T$). A web tool which allows to compute R_1 - R_3 for any kinematic configuration can be found in Ref. [12].

13 Conclusion

Since the early work in presented in Refs. [8, 15, 17] there has been a large number of studies on unpolarized SIDIS cross sections [29, 38–43]. Unpolarized SIDIS is, however, only one component in a broad program of phenomenological studies where the universality of parton correlation functions plays a central role in testing pictures of nucleon structure [44–64]. This demands a clear language for identifying kinematical regions of transversely differential deep inelastic scattering cross sections with particular underlying partonic pictures, especially in regions of moderate to low Q where sensitivity to kinematical effects outside the usual very high energy limit becomes non-trivial.

In this paper, we have outlined the ways that the questions about the boundaries between different partonic regimes of SIDIS can be posed systematically, based on the power-law expansions that apply in each region (recall Fig. 8). As the ratios R_0 - R_3 in Sec. 8 show, quantifying the separation between different SIDIS regions requires at least

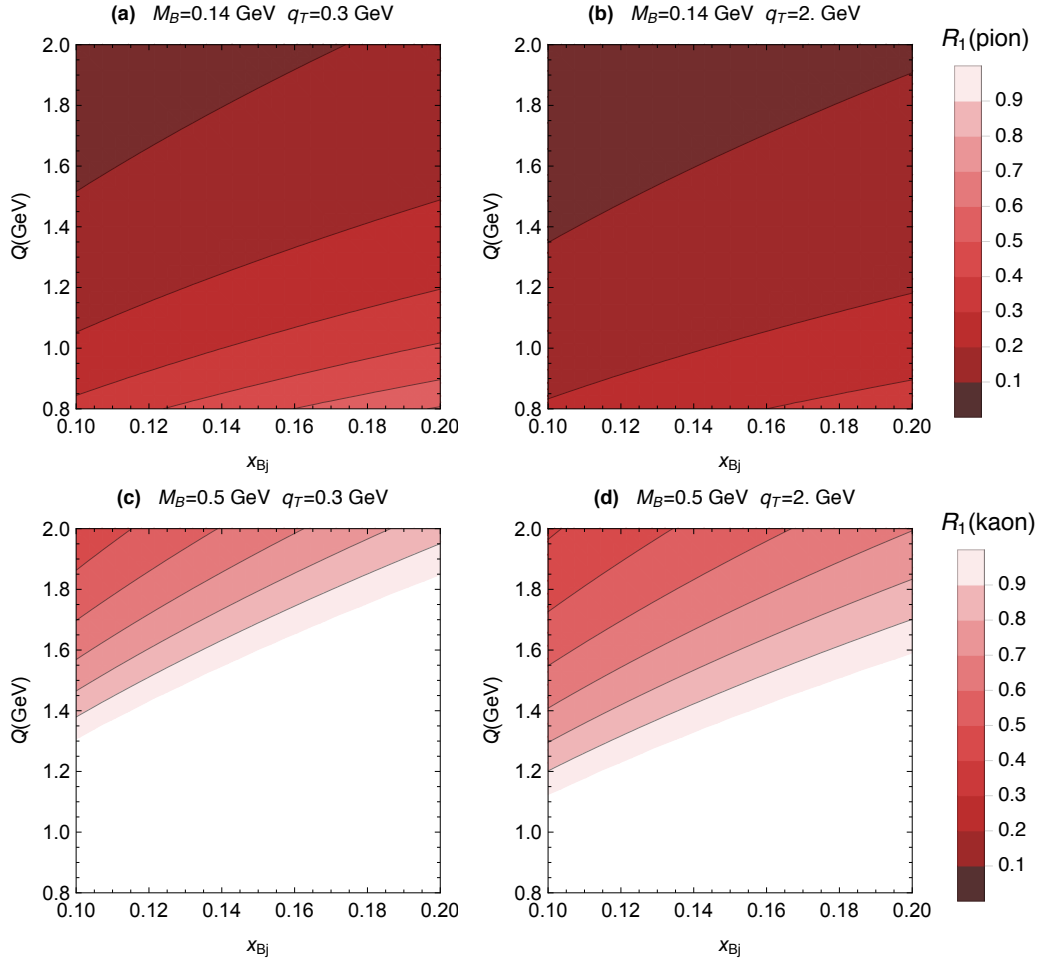


Figure 10: Collinearity (R_1 from Eq. (8.15)) for fixed $z_h = 0.25$, $\zeta = 0.3$ and $\xi = 0.2$. Top panels show the ratio for $M_B = m_\pi$ at (a) small transverse momentum ($q_T = 0.3$ GeV) and (b) $q_T = 2.0$ GeV. Similar cases for $M_B = m_K$ are shown in the bottom panels, (c) and (d).

some rough model assumptions for the intrinsic properties of partons. Hence, our position is that region mapping should be viewed as one of the aspects of SIDIS that is to be determined with guidance from data, rather than being treated as well-known input. Nevertheless, the R_0 - R_3 can already be useful for querying the reasonableness of some region assumptions. For example, if collinearity R_1 is found to be approximately 10 for a wide range of even rough models, then a current region assumption could be viewed with skepticism. Conversely, very small values of collinearity R_1 might be considered a strong signal that one is deep in a regime where a current region fragmentation function picture is appropriate. If, in addition, there is a small transverse hardness ratio R_2 it may be taken to signal the close proximity to small transverse momentum, where a TMD factorization scheme would be appropriate. If transverse hardness ratio R_2 and spectator virtuality ratio R_3 are both large, then high order pQCD corrections are likely important. In a fitting context, the R_0 - R_3 can be utilized

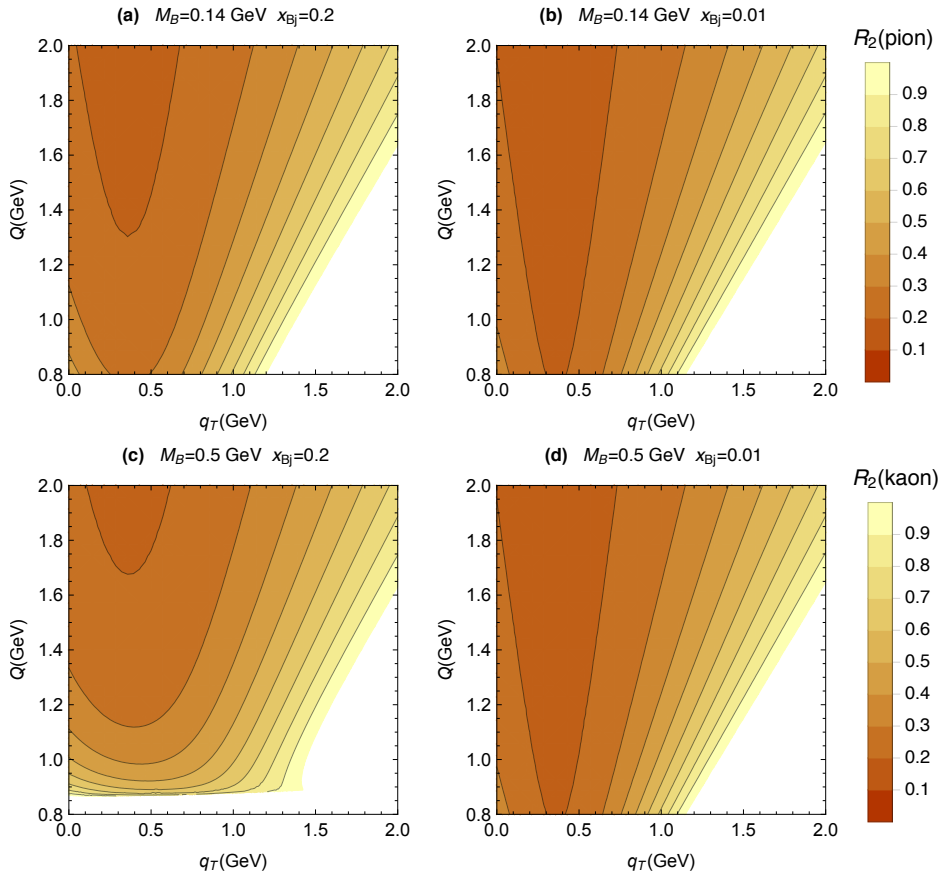


Figure 11: Transverse momentum hardness, R_2 , from Eq. (8.16) for fixed $z_h = 0.25$, $\zeta = 0.3$ and $\xi = 0.2$. Top panels show the ratio for $M_B = m_\pi$ at (a) $x_{Bj} = 0.2$ and (b) $x_{Bj} = 0.01$. Similar cases for $M_B = m_K$ are shown in the bottom panels, (c) and (d).

to fix Bayesian priors. Conversely, the success or failure of theoretical predictions can be used to constrain the ranges of R_0 - R_3 that are acceptable for particular regions in future theoretical predictions.

In developing a picture of the likelihood that a particular kinematical region corresponds to a particular partonic picture, one should of course consider a wide range of multiple non-perturbative models for the values of k_i , k_f , etc., in addition to sampling from a range of ζ , ξ , and azimuthal angles, and track the values of R_0 - R_3 , in addition to x_N/x_{Bj} , z_N/z_h , W_{tot}^2 , W_{SIDIS}^2 to assess the validity of various purely kinematical approximations. This could be done, perhaps, at the level of computer simulations, where the values of R_0 - R_3 can be tracked. For now, the effect of changing quantities like k_i^2 and k_f^2 can be examined directly with our web tool Ref. [12].

In the future we plan to incorporate this view into phenomenological procedures, particularly in situations with not-too-large Q . We hope that this will ultimately contribute to a clearer picture of the borders between different regions and an improved understanding

of the transition between hadronic and partonic degrees of freedom.

Acknowledgments

We thank Eric Moffat, Wally Melnitchouk and Jian-Wei Qiu for useful discussions. We are especially thankful to Markus Diehl for discussions of Eq. (6.24) that led to Appendix A. T. Rogers, A. Dotson, S. Gordon and N. Sato were supported by the U.S. Department of Energy, Office of Science, Office of Nuclear Physics, under Award Number DE-SC0018106. This work was also supported by the DOE Contract No. DE-AC05-06OR23177, under which Jefferson Science Associates, LLC operates Jefferson Lab. L. Gamberg was supported by the U.S. Department of Energy under grant No. DE-FG02-07ER41460. A. Prokudin was supported by the National Science Foundation under Grant No. PHY-1623454 and the DOE Contract No. DE-AC05-06OR23177, under which Jefferson Science Associates, LLC operates Jefferson Lab. J. O. Gonzalez-Hernandez work was partially supported by Jefferson Science Associates, LLC under U.S. DOE Contract DE-AC05-06OR23177 and by the U.S. DOE Grant DE-FG02-97ER41028.

A Integration over z_N and $\mathbf{P}_{B,T}$.

In the appendix, we will work in the target hadron rest frame (a photon frame). Start with the elementary relation

$$\sum_B \int d^2\mathbf{P}_{B,\gamma,T} dz_N \left(\frac{d\sigma^B}{dx_{Bj} dy d\psi d^2\mathbf{P}_{B,\gamma,T} dz_N} \right) = \langle N \rangle \frac{d\sigma^{\text{tot}}}{dx_{Bj} dy d\psi}. \quad (\text{A.1})$$

Change the z_N variable on the left side to z_h . The dz_h appears in both the integral and the derivative and Jacobian factors cancel:

$$\sum_B \int d^2\mathbf{P}_{B,\gamma,T} dz_h \left(\frac{d\sigma^B}{dx_{Bj} dy d\psi d^2\mathbf{P}_{B,\gamma,T} dz_h} \right) = \langle N \rangle \frac{d\sigma^{\text{tot}}}{dx_{Bj} dy d\psi}. \quad (\text{A.2})$$

Expressed in differential form, and for one particular hadron type B , this is

$$d^2\mathbf{P}_{B,\gamma,T} dz_h \left(\frac{d\sigma^B}{dx_{Bj} dy d\psi d^2\mathbf{P}_{B,\gamma,T} dz_h} \right) = d\langle N_B \rangle \frac{d\sigma^{\text{tot}}}{dx_{Bj} dy d\psi}, \quad (\text{A.3})$$

where $d\langle N_B \rangle$ is the number of particles of type B in the differential volume $d^2\mathbf{P}_{B,\gamma,T} dz_h$. Let E_B be the energy *per particle* of type B (in the target rest frame), and multiply both sides of Eq. (A.3) by E_B :

$$\begin{aligned} E_B d^2\mathbf{P}_{B,\gamma,T} dz_h \left(\frac{d\sigma^B}{dx_{Bj} dy d\psi d^2\mathbf{P}_{B,\gamma,T} dz_h} \right) &= E_B d\langle N_B \rangle \frac{d\sigma^{\text{tot}}}{dx_{Bj} dy d\psi} \\ &= d\langle E_B^{\text{all}} \rangle \frac{d\sigma^{\text{tot}}}{dx_{Bj} dy d\psi}. \end{aligned} \quad (\text{A.4})$$

$E_B d\langle N_B \rangle$ is the energy *per* B -particle *times* the number of B particle in the differential volume, so it is the total energy of *all* B -particles in the differential volume. Therefore, we have defined it as $d\langle E_B^{\text{all}} \rangle$ in the last equality. Integrating it and summing over all types of final state particles produces the total energy of the entire final state:

$$\sum_B \int d\langle E_B^{\text{all}} \rangle = E^{\text{tot}}. \quad (\text{A.5})$$

Note that the sum over B is a sum over all *types* of particles, not a sum over actual particles. Divide both sides of Eq. (A.4) by q^0 :

$$\frac{E_B}{q^0} d^2\mathbf{P}_{B,\gamma,T} dz_h \left(\frac{d\sigma^B}{dx_{Bj} dy d\psi d^2\mathbf{P}_{B,\gamma,T} dz_h} \right) = \frac{1}{q^0} d\langle E_B^{\text{all}} \rangle \frac{d\sigma^{\text{tot}}}{dx_{Bj} dy d\psi}. \quad (\text{A.6})$$

Integrate over both sides, restore the sum over particle types B , and use Eq. (A.5) for the right side:

$$\sum_B \int \frac{E_B}{q^0} d^2\mathbf{P}_{B,\gamma,T} dz_h \left(\frac{d\sigma^B}{dx_{Bj} dy d\psi d^2\mathbf{P}_{B,\gamma,T} dz_h} \right) = \frac{E^{\text{tot}}}{q^0} \frac{d\sigma^{\text{tot}}}{dx_{Bj} dy d\psi}. \quad (\text{A.7})$$

Now, in the target rest frame,

$$z_h = \frac{P \cdot P_B}{P \cdot q} = \frac{E_B}{q^0}. \quad (\text{A.8})$$

Also,

$$q^0 = \frac{Q^2}{2Mx_{Bj}}, \quad P^0 = M. \quad (\text{A.9})$$

From energy conservation,

$$E^{\text{tot}} = q^0 + P^0, \quad (\text{A.10})$$

so

$$\frac{E^{\text{tot}}}{q^0} = \frac{q^0 + P^0}{q^0} = 1 + 2x_{Bj}M^2/Q^2 = \left(1 + \frac{\gamma^2}{2x_{Bj}} \right). \quad (\text{A.11})$$

So, Eq. (A.7) becomes

$$\sum_B \int z_h d^2\mathbf{P}_{B,\gamma,T} dz_h \left(\frac{d\sigma^B}{dx_{Bj} dy d\psi d^2\mathbf{P}_{B,\gamma,T} dz_h} \right) = \left(1 + \frac{\gamma^2}{2x_{Bj}} \right) \frac{d\sigma^{\text{tot}}}{dx_{Bj} dy d\psi}. \quad (\text{A.12})$$

Now we need to use this to relate the SIDIS and the total DIS structure functions. For the total DIS cross section, the structure function decomposition with standard notational conventions uses Eq. (6.2), Eq. (6.4), and Eq. (6.9). The cross section is thus

$$\frac{d\sigma^{\text{tot}}}{dx_{Bj} dy d\psi} = \frac{\alpha_{\text{em}}^2 y}{x_{Bj} Q^2 (1 - \varepsilon)} [F_T^{\text{tot}} + \varepsilon F_L^{\text{tot}}]. \quad (\text{A.13})$$

Substituting Eq. (A.13) into the right side of Eq. (A.12), and substituting Eq. (6.16) into the left side gives

$$\int dz_h d^2\mathbf{P}_{B,b,T} z_h \frac{1}{4z_N} \frac{x_N \left(\sqrt{1 - \frac{4M^2 x_{Bj}^2 M_{B,T}^2}{Q^4 z_h^2}} + 1 \right)}{2x_{Bj} \sqrt{1 - \frac{4M^2 x_{Bj}^2 M_{B,T}^2}{Q^4 z_h^2}}} F_{T/L} = \left(1 + \frac{\gamma^2}{2x_{Bj}} \right) F_{T/L}^{\text{tot}}. \quad (\text{A.14})$$

Substituting Eq. (5.16) for z_N gives the factor in Eq. (6.16). Thus, the normalization of $F_{T/L}$ needs to be redefined as in Eq. (6.22) in order to get the integration/sum rule in Eq. (6.24) and [20, Eqs. (2.18-2.21)].

References

- [1] J. Dudek et al., *Physics Opportunities with the 12 GeV Upgrade at Jefferson Lab*, *Eur. Phys. J.* **A48** (2012) 187, [[1208.1244](#)].
- [2] A. Accardi et al., *Electron Ion Collider: The Next QCD Frontier*, *Eur. Phys. J.* **A52** (2016) 268, [[1212.1701](#)].
- [3] E.-C. Aschenauer et al., *Pre-Town Meeting on Spin Physics at an Electron-Ion Collider*, *Eur. Phys. J.* **A53** (2017) 71, [[1410.8831](#)].
- [4] H. Avakian, *Studies of the 3D structure of the proton at Jlab*, *Phys. Part. Nucl.* **45** (2014) 312–316.
- [5] E.-C. Aschenauer et al., *The RHIC Cold QCD Plan for 2017 to 2023: A Portal to the EIC*, [1602.03922](#).
- [6] H. Avakian, A. Bressan and M. Contalbrigo, *Experimental results on TMDs*, *Eur. Phys. J.* **A52** (2016) 150.
- [7] L. Trentadue and G. Veneziano, *Fracture functions: An improved description of inclusive hard processes in QCD*, *Phys. Lett.* **B323** (1994) 201–211.
- [8] D. Graudenz, *One particle inclusive processes in deeply inelastic lepton - nucleon scattering*, *Nucl. Phys.* **B432** (1994) 351–376, [[hep-ph/9406274](#)].
- [9] T. Muta, *Foundations of Quantum Chromodynamics: An Introduction to Perturbative Methods in Gauge Theories*. World Scientific, Singapore, 1987.
- [10] W. Greiner, S. Schramm and E. Stein, *Quantum chromodynamics*. 2002.
- [11] J. C. Collins, *Foundations of Perturbative QCD*. Cambridge University Press, Cambridge, 2011.
- [12] N. Sato, T. Rogers and S. Gordon, “Sidis region analysis tool: <https://sidis.herokuapp.com>.”
- [13] R. Meng, F. I. Olness and D. E. Soper, *Semi-inclusive deeply inelastic scattering at electron-proton colliders*, *Nucl. Phys.* **B371** (1992) 79–110.
- [14] J. Levelt and P. J. Mulders, *Quark correlation functions in deep inelastic semiinclusive processes*, *Phys. Rev.* **D49** (1994) 96–113, [[hep-ph/9304232](#)].
- [15] R. Meng, F. I. Olness and D. E. Soper, *Semi-inclusive deeply inelastic scattering at small q_T* , *Phys. Rev.* **D54** (1996) 1919–1935, [[hep-ph/9511311](#)].

- [16] P. J. Mulders and R. D. Tangerman, *The complete tree-level result up to order $1/Q$ for polarized deep-inelastic lepton production*, *Nucl. Phys.* **B461** (1996) 197–237, [[hep-ph/9510301](#)].
- [17] P. Nadolsky, D. R. Stump and C. P. Yuan, *Semi-inclusive hadron production at HERA: The effect of QCD gluon resummation*, *Phys. Rev.* **D61** (1999) 014003, [[hep-ph/9906280](#)].
- [18] P. J. Mulders, “Unpublished collected notes: <http://www.nat.vu.nl/mulders/correlations-0new.pdf>.”
- [19] M. Anselmino, M. Boglione, U. D’Alesio, A. Kotzinian, F. Murgia and A. Prokudin, *The Role of Cahn and sivers effects in deep inelastic scattering*, *Phys. Rev.* **D71** (2005) 074006, [[hep-ph/0501196](#)].
- [20] A. Bacchetta et al., *Semi-inclusive deep inelastic scattering at small transverse momentum*, *JHEP* **02** (2007) 093, [[hep-ph/0611265](#)].
- [21] A. Bacchetta, D. Boer, M. Diehl and P. J. Mulders, *Matches and mismatches in the descriptions of semi-inclusive processes at low and high transverse momentum*, *JHEP* **08** (2008) 023, [[0803.0227](#)].
- [22] M. Anselmino, M. Boglione, U. D’Alesio, S. Melis, F. Murgia, E. R. Nocera et al., *General Helicity Formalism for Polarized Semi-Inclusive Deep Inelastic Scattering*, *Phys. Rev.* **D83** (2011) 114019, [[1101.1011](#)].
- [23] A. Bacchetta, U. D’Alesio, M. Diehl and C. A. Miller, *Single-spin asymmetries: The Trento conventions*, *Phys. Rev.* **D70** (2004) 117504, [[hep-ph/0410050](#)].
- [24] J. V. Guerrero, J. J. Ethier, A. Accardi, S. W. Casper and W. Melnitchouk, *Hadron mass corrections in semi-inclusive deep-inelastic scattering*, *JHEP* **09** (2015) 169, [[1505.02739](#)].
- [25] M. Diehl and S. Sapeta, *On the analysis of lepton scattering on longitudinally or transversely polarized protons*, *Eur. Phys. J.* **C41** (2005) 515–533, [[hep-ph/0503023](#)].
- [26] X.-D. Ji, J.-P. Ma and F. Yuan, *QCD factorization for spin-dependent cross sections in DIS and Drell-Yan processes at low transverse momentum*, *Phys. Lett.* **B597** (2004) 299–308, [[hep-ph/0405085](#)].
- [27] A. Idilbi, X.-d. Ji, J.-P. Ma and F. Yuan, *Collins-Soper equation for the energy evolution of transverse-momentum and spin dependent parton distributions*, *Phys. Rev.* **D70** (2004) 074021, [[hep-ph/0406302](#)].
- [28] X.-D. Ji, J.-P. Ma and F. Yuan, *QCD factorization for semi-inclusive deep-inelastic scattering at low transverse momentum*, *Phys. Rev.* **D71** (2005) 034005, [[hep-ph/0404183](#)].
- [29] Y. Koike, J. Nagashima and W. Vogelsang, *Resummation for polarized semi-inclusive deep-inelastic scattering at small transverse momentum*, *Nucl. Phys.* **B744** (2006) 59–79, [[hep-ph/0602188](#)].
- [30] E. Byckling and K. Kajantie, *Particle Kinematics*. University of Jyvaskyla, Jyvaskyla, Finland, 1971.
- [31] E. Moffat, T. C. Rogers, W. Melnitchouk, N. Sato and F. Steffens, *What does kinematical target mass sensitivity in DIS reveal about hadron structure?*, [1901.09016](#).
- [32] A. Accardi, D. P. Anderle and F. Ringer, *Interplay of Threshold Resummation and Hadron Mass Corrections in Deep Inelastic Processes*, *Phys. Rev.* **D91** (2015) 034008, [[1411.3649](#)].

- [33] J. C. Collins, D. E. Soper and G. Sterman, *Factorization of hard processes in QCD*, *Adv. Ser. Direct. High Energy Phys.* **5** (1988) 1–91, [[hep-ph/0409313](#)].
- [34] M. Boglione, J. Collins, L. Gamberg, J. O. Gonzalez-Hernandez, T. C. Rogers and N. Sato, *Kinematics of Current Region Fragmentation in Semi-Inclusive Deeply Inelastic Scattering*, *Phys. Lett.* **B766** (2017) 245–253, [[1611.10329](#)].
- [35] J. O. Gonzalez-Hernandez, T. C. Rogers, N. Sato and B. Wang, *Challenges with Large Transverse Momentum in Semi-Inclusive Deeply Inelastic Scattering*, *Phys. Rev.* **D98** (2018) 114005, [[1808.04396](#)].
- [36] HERMES collaboration, A. Airapetian et al., *Multiplicities of charged pions and kaons from semi-inclusive deep-inelastic scattering by the proton and the deuteron*, *Phys. Rev.* **D87** (2013) 074029, [[1212.5407](#)].
- [37] COMPASS collaboration, M. Aghasyan et al., *Transverse-momentum-dependent Multiplicities of Charged Hadrons in Muon-Deuteron Deep Inelastic Scattering*, *Phys. Rev.* **D97** (2018) 032006, [[1709.07374](#)].
- [38] M. Anselmino, M. Boglione, A. Prokudin and C. Turk, *Semi-Inclusive Deep Inelastic Scattering processes from small to large $P(T)$* , *Eur. Phys. J.* **A31** (2007) 373–381, [[hep-ph/0606286](#)].
- [39] M. Anselmino, M. Boglione, J. Gonzalez H., S. Melis and A. Prokudin, *Unpolarised transverse momentum dependent distribution and fragmentation functions from SIDIS multiplicities*, *JHEP* **1404** (2014) 005, [[1312.6261](#)].
- [40] A. Signori, A. Bacchetta, M. Radici and G. Schnell, *Investigations into the flavor dependence of partonic transverse momentum*, *JHEP* **1311** (2013) 194, [[1309.3507](#)].
- [41] P. Sun and F. Yuan, *Energy evolution for the Sivers asymmetries in hard processes*, *Phys. Rev.* **D88** (2013) 034016, [[1304.5037](#)].
- [42] P. Sun and F. Yuan, *TMD evolution: Matching SIDIS to Drell-Yan and W/Z boson production*, *Phys. Rev.* **D88** (2013) 114012, [[1308.5003](#)].
- [43] A. Bacchetta, F. Delcarro, C. Pisano, M. Radici and A. Signori, *Extraction of partonic transverse momentum distributions from semi-inclusive deep-inelastic scattering, Drell-Yan and Z -boson production*, *JHEP* **06** (2017) 081, [[1703.10157](#)].
- [44] M. Anselmino, M. Boglione, U. D’Alesio, F. Murgia and A. Prokudin, *Study of the sign change of the Sivers function from STAR Collaboration W/Z production data*, *JHEP* **04** (2017) 046, [[1612.06413](#)].
- [45] M. Anselmino, M. Boglione, U. D’Alesio, J. O. Gonzalez Hernandez, S. Melis, F. Murgia et al., *Collins functions for pions from SIDIS and new e^+e^- data: a first glance at their transverse momentum dependence*, *Phys. Rev.* **D92** (2015) 114023, [[1510.05389](#)].
- [46] A. Bacchetta, M. G. Echevarria, P. J. G. Mulders, M. Radici and A. Signori, *Effects of TMD evolution and partonic flavor on e^+e^- annihilation into hadrons*, *JHEP* **11** (2015) 076, [[1508.00402](#)].
- [47] I. Scimemi and A. Vladimirov, *Analysis of vector boson production within TMD factorization*, *Eur. Phys. J.* **C78** (2018) 89, [[1706.01473](#)].
- [48] Z.-B. Kang, A. Prokudin, F. Ringer and F. Yuan, *Collins azimuthal asymmetries of hadron production inside jets*, *Phys. Lett.* **B774** (2017) 635–642, [[1707.00913](#)].

- [49] Z.-B. Kang, A. Prokudin, P. Sun and F. Yuan, *Nucleon tensor charge from Collins azimuthal asymmetry measurements*, *Phys. Rev.* **D91** (2015) 071501, [[1410.4877](#)].
- [50] F. Landry, R. Brock, P. M. Nadolsky and C.-P. Yuan, *Tevatron Run-1 Z boson data and Collins-Soper-Sterman resummation formalism*, *Phys. Rev.* **D67** (2003) 073016, [[hep-ph/0212159](#)].
- [51] P. Sun, J. Isaacson, C. P. Yuan and F. Yuan, *Resummation of High Order Corrections in Higgs Boson Plus Jet Production at the LHC*, *Phys. Lett.* **B769** (2017) 57–61, [[1602.08133](#)].
- [52] P. Sun, B.-W. Xiao and F. Yuan, *Gluon Distribution Functions and Higgs Boson Production at Moderate Transverse Momentum*, *Phys. Rev.* **D84** (2011) 094005, [[1109.1354](#)].
- [53] M. G. Echevarria, T. Kasemets, P. J. Mulders and C. Pisano, *QCD evolution of (un)polarized gluon TMDPDFs and the Higgs q_T -distribution*, *JHEP* **07** (2015) 158, [[1502.05354](#)].
- [54] M. Guzzi, P. M. Nadolsky and B. Wang, *Nonperturbative contributions to a resummed leptonic angular distribution in inclusive neutral vector boson production*, *Phys. Rev.* **D90** (2014) 014030, [[1309.1393](#)].
- [55] M. G. Echevarria, I. Scimemi and A. Vladimirov, *Unpolarized transverse momentum dependent parton distribution and fragmentation functions at next-to-next-to-leading order*, *JHEP* **09** (2016) 004, [[1604.07869](#)].
- [56] M. G. Echevarria, A. Idilbi, Z.-B. Kang and I. Vitev, *QCD evolution of the Sivers asymmetry*, *Phys. Rev.* **D89** (2014) 074013, [[1401.5078](#)].
- [57] M. Boglione, U. D'Alesio, C. Flore and J. O. Gonzalez-Hernandez, *Assessing signals of TMD physics in SIDIS azimuthal asymmetries and in the extraction of the Sivers function*, *JHEP* **07** (2018) 148, [[1806.10645](#)].
- [58] M. Boglione, J. O. Gonzalez-Hernandez and R. Taghavi, *Transverse parton momenta in single inclusive hadron production in e^+e^- annihilation processes*, *Phys. Lett.* **B772** (2017) 78–86, [[1704.08882](#)].
- [59] Z.-B. Kang, A. Prokudin, P. Sun and F. Yuan, *Extraction of Quark Transversity Distribution and Collins Fragmentation Functions with QCD Evolution*, *Phys. Rev.* **D93** (2016) 014009, [[1505.05589](#)].
- [60] H.-W. Lin, W. Melnitchouk, A. Prokudin, N. Sato and H. Shows, *First Monte Carlo Global Analysis of Nucleon Transversity with Lattice QCD Constraints*, *Phys. Rev. Lett.* **120** (2018) 152502, [[1710.09858](#)].
- [61] Z. Ye, N. Sato, K. Allada, T. Liu, J.-P. Chen, H. Gao et al., *Unveiling the nucleon tensor charge at Jefferson Lab: A study of the SoLID case*, *Phys. Lett.* **B767** (2017) 91–98, [[1609.02449](#)].
- [62] A. Bacchetta, G. Bozzi, M. Lambertsen, F. Piacenza, J. Steiglechner and W. Vogelsang, *Difficulties in the description of Drell-Yan processes at moderate invariant mass and high transverse momentum*, [1901.06916](#).
- [63] S. Bastami et al., *Semi-Inclusive Deep Inelastic Scattering in Wandzura-Wilczek-type approximation*, [1807.10606](#).
- [64] V. Bertone, I. Scimemi and A. Vladimirov, *Extraction of unpolarized quark transverse momentum dependent parton distributions from Drell-Yan/Z-boson production*, [1902.08474](#).