

Small t elastic scattering and the ρ parameter

A Donnachie

University of Manchester

P V Landshoff

University of Cambridge

Abstract

A simple application of Regge theory, with 8 free parameters, provides a good fit to elastic scattering data at small t from 13.76 GeV to 13 TeV. It yields a value for ρ , the ratio of the real part of the forward amplitude to its imaginary part, close to 0.14 at 13 TeV. Although the exact value obtained for ρ is sensitive to what functional form is chosen for the fit, there is no strong case for the presence of an odderon contribution to forward scattering.

1 The fit

Regge theory has long been known to give an excellent description of soft hadronic processes^{[1][2]}. This paper applies it in its simplest form to small- t data from 13.76 GeV to 13 TeV for total cross sections and elastic scattering at small t , namely $|t| \leq 0.1 \text{ GeV}^2$, by including in the amplitude the exchange of the soft pomeron \mathbb{P} , of the reggeons ρ, ω, f_2, a_2 and of two pomerons $\mathbb{P}\mathbb{P}$. The fit reveals no need^[3] for any odderon contribution at small t .

For the reggeon exchanges Regge theory introduces a trajectory $\alpha(t)$ associated with Chew-Frautschi plots of the squares of masses of particles with the same quantum numbers but different spins. According to figure 2.13 of reference 2 the trajectories are found to be exchange-degenerate, $\alpha_+(t)$ for f_2, a_2 and $\alpha_-(t)$ for ρ, ω , with to a good approximation

$$\alpha_{\pm}(t) = 1 + \epsilon_{\pm} + \alpha_{\pm}(t) \quad (1a)$$

where

$$\epsilon_+ = 0.3 \quad \alpha'_+ = 0.8 \text{ GeV}^{-2} \quad \epsilon_- = 0.56 \quad \alpha'_- = 0.92 \text{ GeV}^{-2} \quad (1b)$$

The trajectory for pomeron exchange is assumed similarly to be linear in t , with intercept $1 + \epsilon_{\mathbb{P}}$ and slope $\alpha'_{\mathbb{P}}$ determined by the fit.

Each of these exchanges contributes

$$X_i F(t) (2\nu\alpha'_i)^{\alpha_i(t)} \xi(t) \quad i = \mathbb{P}, \pm \quad (1c)$$

to the elastic amplitude, where

$$2\nu = \frac{1}{2}(s - u) = s - 2m^2 - \frac{1}{2}t \quad (1d)$$

and the signature factor

$$\xi(t) = -e^{-\frac{1}{2}\pi\alpha} \quad \text{or} \quad -ie^{-\frac{1}{2}\pi\alpha} \quad (1e)$$

according to whether the C -parity of the exchange is even or odd. The signature factor determines the complex phase of the contribution. For each exchange there is a factor $XF(t)$ which is not determined by the theory. For simplicity we assume the same function $F(t)$ for each

$$F(t) = Ae^{a_1 t} + (1 - A)e^{a_2 t} \quad (1f)$$

Regge theory has had many successes over more than half a century, with the above exchanges giving the main contributions to a wide variety of reactions. But it is necessary also to take account of double exchanges $IP\bar{P}$, $IP\rho$, $IP\omega$, ... and perhaps more. The trajectory for each such exchange is known^[2], for example

$$\alpha_{IP}(t) = 1 + 2\epsilon_P + \frac{1}{2}\alpha'_P t \quad (2a)$$

However, while this determines the power of 2ν , the increase of the contribution as 2ν increases is reduced by an unknown function of $\log(2\nu)$. A popular choice is the eikonal formula*, which is used here for want of any other information, with a $IP\bar{P}$ contribution as the only non-single exchange. For the particular choice (1f) of $F(t)$ this takes the form

$$- \sum_{i,j=1,2} \frac{X_i X_j}{32\pi(D_i + D_j)} (2\nu\alpha')^{\alpha_{IP}} \exp\left(t D_i D_j / (D_i + D_j)\right) \quad (2b)$$

with

$$X_1 = X_P A \quad X_2 = X_P (1 - A) \quad D_i = a_i + \alpha'_P (\log(2\nu\alpha'_P) - \frac{1}{2}i\pi) \quad (2c)$$

The final contribution to the amplitude is the photon-exchange term

$$8\pi\alpha_{EM}G(t)/t \quad (2d)$$

Here $G(t)$ is a squared form factor, equal to 1 at $t = 0$. Choosing either the square of either the Dirac or the Pauli form factor, or a combination of them, gives almost the same result, because the term is negligibly small except at extremely small t . Similarly, including a West-Yennie phase factor^[4] makes negligible difference.

So we have 8 free parameters. The fits shown in figures 1 to 5 are with the choices

$$\begin{aligned} \epsilon_P = 0.108 \quad X_P = 172.0 \quad X_+ = 198.2 \quad X_- = 125.9 \quad \alpha'_P = 0.312 \\ A = 0.543 \quad a_1 = 0.361 \quad a_2 = 7.654 \end{aligned} \quad (3)$$

As is seen in figure 5, the value 0.14 obtained for ρ at 13 TeV is rather different from that of at most 0.1 concluded by TOTEM from their data^[5]. The reason why the curves rise to a maximum and then fall again as the energy increases is that the $IP\bar{P}$ term becomes progressively more important.

2 Comments

1 With just 8 adjustable parameters, Regge theory provides a fit to data over a range of energies differing by a factor of 1000.. The fit is less than perfect in some cases, but there are also some anomalies in the data. An example is shown in figure 6: the data at 7, 8 and 13 TeV agree well with a single exponential in t , but the slope for the 7 TeV data lies between that for 8 and 13 TeV, which is surely anomalous.

2 In their extraction of ρ from their 13 TeV data, TOTEM assume^[5] that the ratio of the real to the imaginary part of the hadronic amplitude is independent of t from 0 to -0.1 GeV² or more. Figure 7 shows how it varies with t for the fit described here.

3 TOTEM also extract ρ by using the data only at the one energy. This ignores information linking the phase of the amplitude to its variation with s : see the signature factors (1e) for example.

* See for example equation (2.49) of reference 2

4 The present fit includes a term representing the exchange of two pomerons. One of the difficulties with Regge theory is that even after more than half a century, although we know the corresponding trajectory $\alpha_{\mathbb{P}\mathbb{P}}(t)$ given in (2a), we do not know the exact form of the function of $\log(2\nu\alpha')$ which moderates the power behaviour $(2\nu\alpha')^{\alpha_{\mathbb{P}\mathbb{P}}(t)}$. The eikonal is often taken, as here, but there is no proof that it is correct. However, it is interesting that if it is multiplied by a constant C , the best fit to the data has C very close to 1, so it has been set equal to 1.

5 The fit yields $\rho = 0.14$ at 13 TeV, a value very different from that extracted by TOTEM. It should be recognised that its value extracted from data inevitably depends on just what functional form is used to fit the data. This is illustrated in figure 8, which shows that over a wide range of values of \sqrt{s} the real part of $\log(-s)$ agrees very well with a power of s , but the corresponding imaginary parts are somewhat different.

6 Those who fit total cross section and elastic scattering data often multiply powers of s by log factors. In Regge theory this is unnatural: it would correspond to more than just a simple pole in the complex angular momentum plane. The excuse for including a log, or the square of a log, in the amplitude is often to saturate the Froissart-Lukaszuk-Martin bound^[6]. However, the bound is about 20 barns at LHC energies and so is irrelevant.

3 Concluding remarks

The value 0.14 obtained for ρ does not encourage the belief^[3] that there is an odderon contribution at $t = 0$. However, there is good reason to believe that there is an odderon contribution at large t and that it is identified with triple-gluon exchange. Indeed, this led us to predict^[7] that pp and $\bar{p}p$ scattering would be different, as was confirmed^[8] at the CERN ISR. We included such a term in a previous fit^[9]. Note, however, that to lowest order in the strong coupling triple-gluon exchange's contribution to the pp amplitude is real positive, while of the TOTEM odderon would have negative real part at $t = 0$.

We are grateful to Professor J R Cudell for his comments in early stages of this work.

References

- 1 P D B Collins, *Introduction to Regge Theory*, Cambridge University Press (1977)
- 2 A Donnachie, H G Dosch, P V Landshoff and O Nachtmann, *Pomeron Physics and QCD*, Cambridge University Press (2002)
- 3 E Martynov and B Nicolescu, arXiv:1811.07635
- 4 G B West and D R Yennie, *Physical Review* 172 (1968) 1413
- 5 TOTEM collaboration: G Antchev et al, arXiv:1812.04732
- 6 M Froissart, *Physical Review* 123 (1961) 1053; L Lukaszuk and A Martin, *Il Nuovo Cimento* 47A (1967) 265
- 7 A Donnachie and P V Landshoff, *Physics Letters* 123B (1983) 345
- 8 A Breakstone et al, *Physical Review Letters* 54 (2180) 1985
- 9 A Donnachie and P V Landshoff, *Physics Letters* B727 (2013) 500

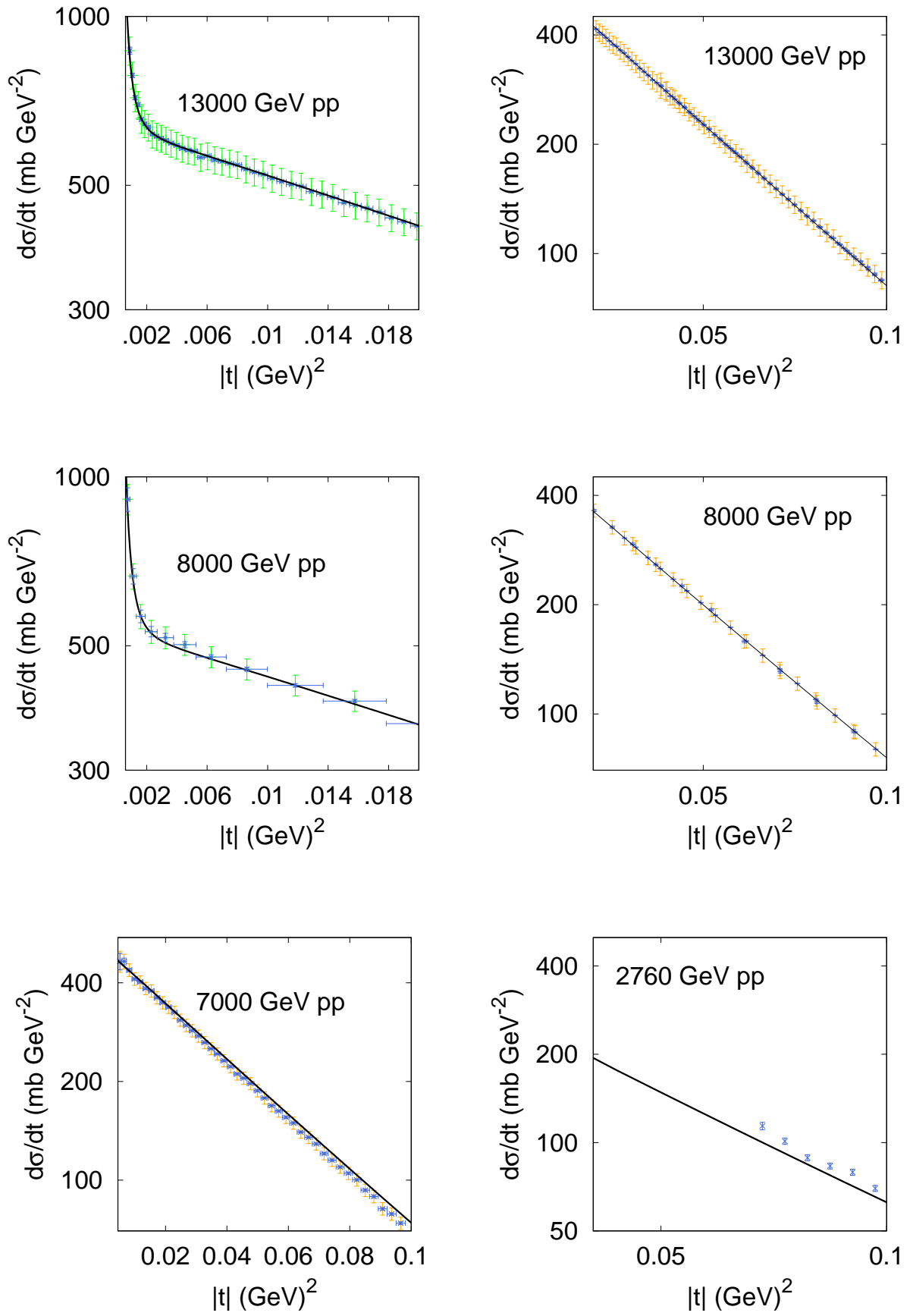


Figure 1: Fits to TOTEM data^{[10][5]}

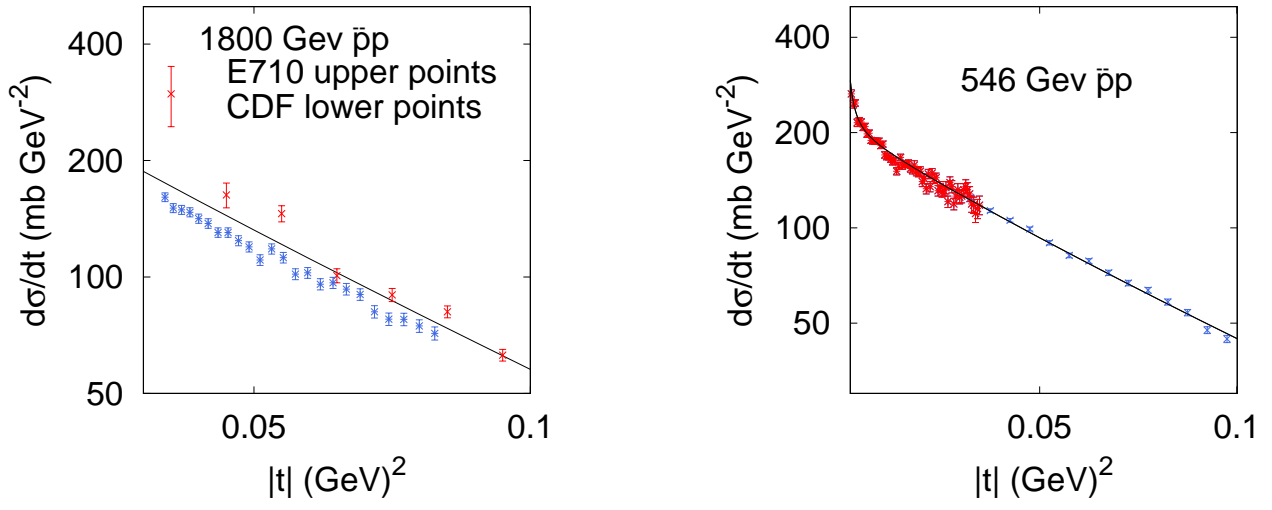


Figure 2: Fits to CERN and Fermilab $p\bar{p}$ data (which are referenced in reference 9)

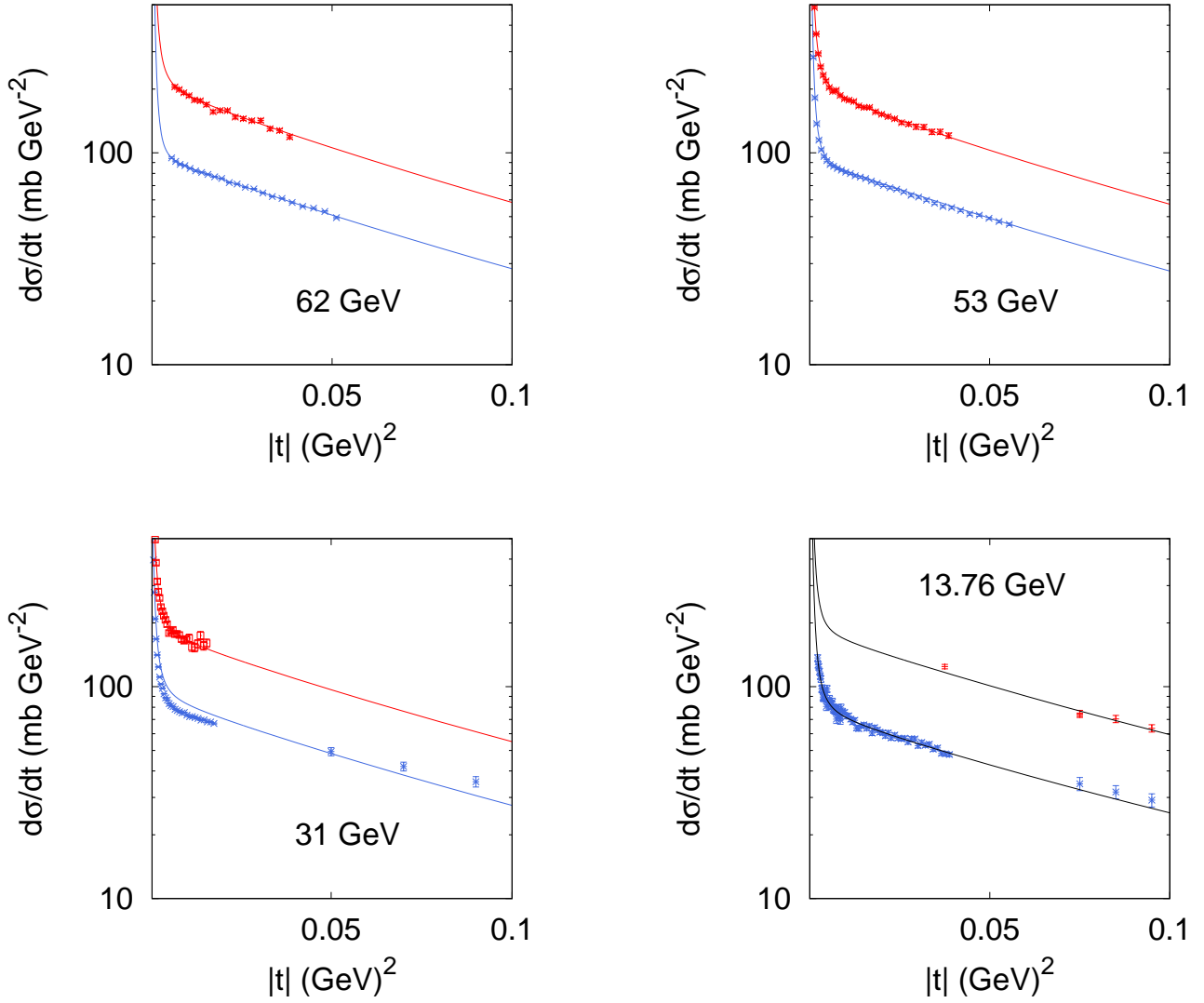


Figure 3: Fits to fixed target and CERN ISR data (which are referenced in reference 9). The lower points are pp scattering, the upper points $p\bar{p}$ multiplied by 2.

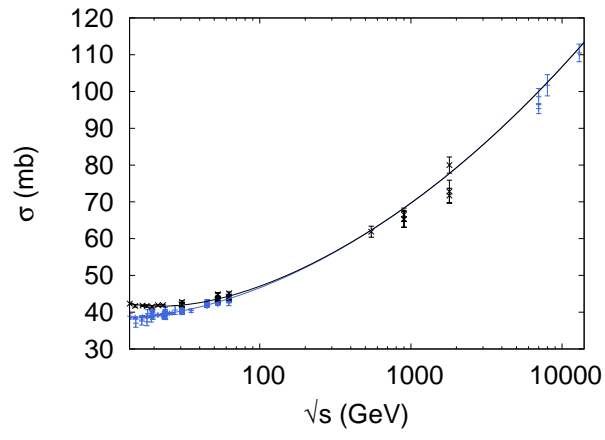


Figure 4: Fits to the pp and $p\bar{p}$ total cross sections

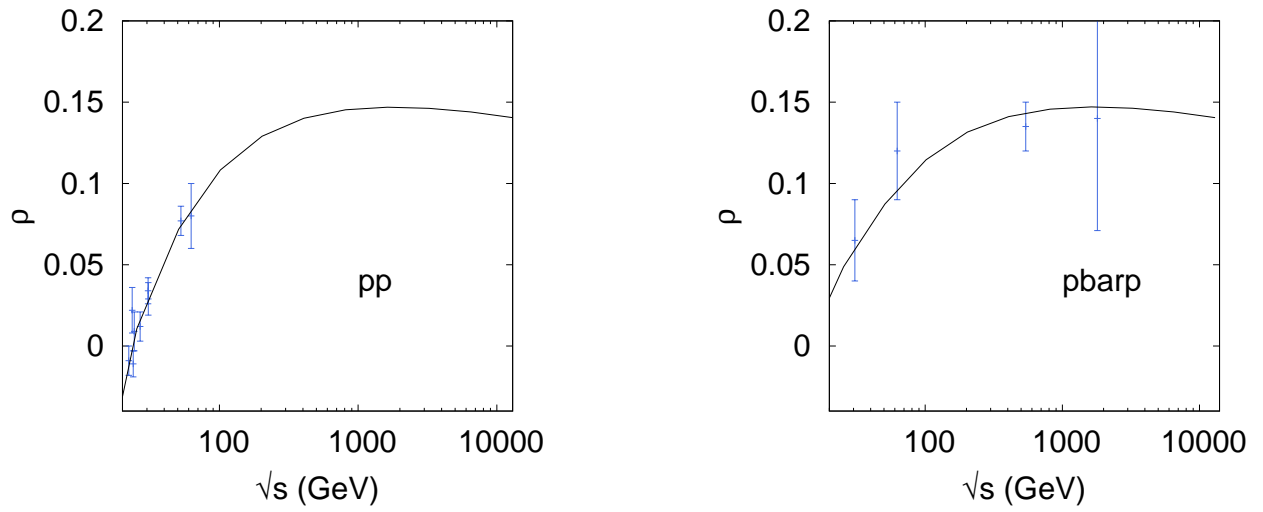


Figure 5: Outputs for ρ

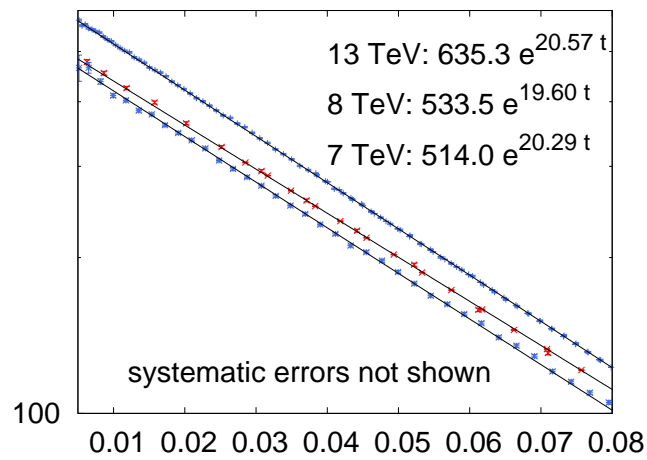


Figure 6: Exponential fits to TOTEM data

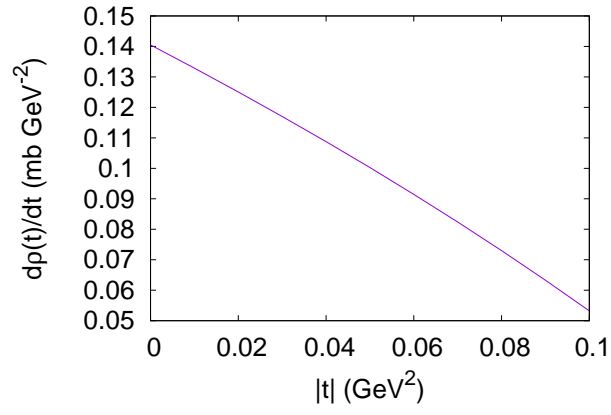


Figure 7: The calculated ratio $\rho(t)$ of the real to the imaginary part of the hadronic amplitude at 13 TeV.

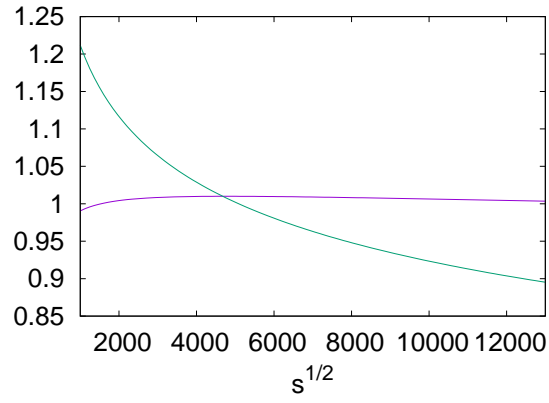


Figure 8: Ratios of real and imaginary parts of $\log(-s)$ to those of $Cs^\epsilon e^{-i\pi\epsilon/2}$ with $C = 6.2$ and $\epsilon = 0.059$, chosen so that the real parts almost agree