

Clifford algebras, Spin groups and qubit trees

Alexander Yu. Vlasov

Abstract

Representations of Spin groups and Clifford algebras derived from structure of qubit trees are introduced in this work. For ternary trees the construction is more general and reduction to binary trees is formally defined by deleting of superfluous branches. Usual Jordan-Wigner construction also may be formally obtained in such approach by bringing the process up to trivial qubit chain (“trunk”). The methods can be also used for effective simulations of some quantum circuits corresponding to the binary tree structure.

1 Introduction

In previous work [1] about effective modeling of quantum state transfer in qubit chains a question was raised in conclusion about a problem to generalize suggested approach to arbitrary graphs. The presented work provides extension of some methods used for qubit chains in [1] to qubit trees together with appropriate applications. It is also interesting from point of view of generalizations of Jordan-Wigner transformations to trees and more general graphs discussed in other works [2, 3, 4, 5].

The approach developed in this work associates representations of Clifford algebras and Spin group with ternary and binary qubit trees. It may be more naturally defined by ternary trees with transition to binary trees using some “pruning”. The application of similar ternary trees for fermion-to-qubits mapping was also discussed recently in [6].

Some preliminaries about Clifford algebras, Spin groups with application to construction of quantum gates are introduced in Sec. 2. Representations of Clifford algebras and Spin groups using ternary qubit trees and deterministic finite automata are defined in Sec. 3 together with description of a “pruning process,” *i.e.* producing new trees by deleting of the branches. The

procedure can be also used for construction of binary qubit trees introduced in Sec. 4. The binary trees can be considered as more natural generalization of some methods touched upon earlier in [1] due to possibility to use some supplementary tools such as annihilation and creation operators discussed in Sec. 5. The applications of the binary qubit trees to constructions of effectively modeled quantum circuits are outlined in Sec. 6 with some examples those can be appropriate both for theory of quantum computations and communications.

2 Preliminaries

Let us recollect standard properties and definitions for Clifford algebras and Spin groups [7, 8] necessary in next sections. Briefly speaking, for real or complex vector spaces $\mathbb{V} = \mathbb{F}^n$ (where $\mathbb{F} = \mathbb{R}$ or \mathbb{C}) Clifford algebras $\mathcal{C}\ell(\mathbb{F}^n)$ provide a linear embedding \mathbf{e} of a vector $\mathbf{v} \in \mathbb{V}$ with property

$$(\mathbf{e}(\mathbf{v}))^2 = -|\mathbf{v}|^2 \mathbf{1}, \quad (1)$$

where $\mathbf{1}$ is the unit of the algebra. For a vector $\mathbf{v} \in \mathbb{V}$ with coordinates v_k the embedding is written

$$\mathbf{v} = (v_1, \dots, v_n), \quad \mathbf{e}(\mathbf{v}) = \sum_{k=1}^n v_k \mathbf{e}_k, \quad (2)$$

where \mathbf{e}_k are called *generators of Clifford algebra*. The possibility to work with complex vector spaces $\mathbb{V} = \mathbb{C}^n$ is desirable for many models below, but some definitions and examples may be more convenient to introduce for real case $\mathbb{V} = \mathbb{R}^n$. The Minkowski (pseudo-Euclidean) norm is not considered here and for Euclidean case Eq. (1) may be rewritten using Eq. (2)

$$\{\mathbf{e}_j, \mathbf{e}_k\} \doteq \mathbf{e}_j \mathbf{e}_k + \mathbf{e}_k \mathbf{e}_j = -2\delta_{jk} \mathbf{1}, \quad j, k = 1, \dots, n \quad (3)$$

Due to relations Eq. (3) maximal number of different (up to sign) products of generators may be 2^n and Clifford algebra with such maximal dimension is called *universal* and denoted further $\mathcal{C}\ell(n, \mathbb{F})$. The natural non-universal examples are algebra of Pauli matrices

$$\sigma^x = \begin{pmatrix} 0 & 1 \\ 1 & 0 \end{pmatrix}, \quad \sigma^y = \begin{pmatrix} 0 & -i \\ i & 0 \end{pmatrix}, \quad \sigma^z = \begin{pmatrix} 1 & 0 \\ 0 & -1 \end{pmatrix} \quad (4)$$

for $\mathbb{V} = \mathbb{C}^3$ and quaternions for 3D real space $\mathbb{V} = \mathbb{R}^3$. One generator in such a case could be dropped to satisfy universality condition, but it may be unjustified due to structure of a model.

In general [7], for complex space \mathbb{C}^{2m} with even dimension the universal Clifford algebra $\mathcal{Cl}(2m, \mathbb{C})$ may be represented as $2^m \times 2^m$ complex matrix algebra. Generators of $\mathcal{Cl}(2m, \mathbb{C})$ are often expressed using so-called Jordan-Wigner [9] representation

$$\begin{aligned} \mathbf{e}_{2k-1} &= i \underbrace{\sigma^z \otimes \cdots \otimes \sigma^z}_{k-1} \otimes \sigma^x \otimes \underbrace{\mathbf{1} \otimes \cdots \otimes \mathbf{1}}_{m-k} \\ \mathbf{e}_{2k} &= i \underbrace{\sigma^z \otimes \cdots \otimes \sigma^z}_{k-1} \otimes \sigma^y \otimes \underbrace{\mathbf{1} \otimes \cdots \otimes \mathbf{1}}_{m-k} \end{aligned} \quad (k = 1, \dots, m). \quad (5)$$

In odd dimensions universal Clifford algebra $\mathcal{Cl}(2m+1, \mathbb{C})$ can be represented using block diagonal matrices

$$\begin{pmatrix} \mathbf{A} & \mathbf{0} \\ \mathbf{0} & \mathbf{B} \end{pmatrix} \in \mathcal{Cl}(2m+1, \mathbb{C}), \quad \mathbf{A}, \mathbf{B} \in \mathcal{Cl}(2m, \mathbb{C}), \quad (6)$$

i.e., as direct sum of *two* $\mathcal{Cl}(2m, \mathbb{C})$, but irreducible representation with half of maximal dimension also exists. It may be treated as $\mathcal{Cl}(2m, \mathbb{C})$ with the additional generator is equal (up to possible imaginary unit multiplier) to product of all $2m$ generators. For representation Eq. (5) it may be written

$$\mathbf{e}_{2m+1} = i \underbrace{\sigma^z \otimes \cdots \otimes \sigma^z}_m. \quad (5')$$

Such a case is essential for many examples considered below. Using $2m$ generators Eq. (5) together with extra one Eq. (5') denoted for certainty as $\mathbf{e}_j^{(2m)}$, $j = 1, \dots, 2m+1$ representation of generators $\mathbf{e}_j^{(2m+1)}$ respecting Eq. (6) for universal Clifford algebra $\mathcal{Cl}(2m+1, \mathbb{C})$ may be written as

$$\mathbf{e}_j^{(2m+1)} = \sigma^z \otimes \mathbf{e}_j^{(2m)}, \quad j = 1, \dots, 2m+1. \quad (7)$$

Group $\text{Spin}(n)$ is defined as subset of $\mathcal{Cl}(\mathbb{R}^n)$ generated by all possible products of *even* number of elements $\mathbf{e}(\mathbf{r})$ with different vectors \mathbf{r} of unit length

$$\mathbf{s} = \mathbf{e}(\mathbf{r}_1)\mathbf{e}(\mathbf{r}_2)\cdots\mathbf{e}(\mathbf{r}_{2k}), \quad \mathbf{r}_j \in \mathbb{R}^n, \quad |\mathbf{r}_j| = 1, \quad j = 1, \dots, 2k. \quad (8)$$

The basic property of $\text{Spin}(n)$ is representation of orthogonal group

$$\mathfrak{s} \mathfrak{e}(\mathbf{v}) \mathfrak{s}^{-1} = \mathfrak{e}(\mathbf{v}'), \quad \mathbf{v}' = \mathbf{R}_\mathfrak{s} \mathbf{v}, \quad \mathbf{R}_\mathfrak{s} \in \text{SO}(n), \quad (9)$$

i.e., $\mathbf{R}_\mathfrak{s}$ is some n -dimensional rotation. It should be noted, that pair of elements $\pm \mathfrak{s} \in \text{Spin}(n)$ in Eq. (9) corresponds to the same transformation $\mathbf{R}_\mathfrak{s} \in \text{SO}(n)$. Thus, $\text{Spin}(n)$ group *doubly covers* $\text{SO}(n)$.

Spin group also can be described as Lie group. The Clifford algebra $\mathbf{Cl}_n = \mathbf{Cl}(\mathbb{F}^n)$ is Lie algebra with respect to bracket operation

$$[\mathbf{a}, \mathbf{b}] = \mathbf{a}\mathbf{b} - \mathbf{b}\mathbf{a}, \quad \mathbf{a}, \mathbf{b} \in \mathbf{Cl}_n.$$

For Lie group $\text{Spin}(n)$ the Lie algebra $\text{spin}(n)$ is subalgebra of \mathbf{Cl}_n with the basis $\mathfrak{e}_j \mathfrak{e}_k$, $1 \leq j < k \leq n$. The Lie algebra $\text{so}(n)$ of orthogonal group is isomorphic with $\text{spin}(n)$.

The representation of $\text{Spin}(n)$ groups using Clifford algebras discussed above has dimension 2^n , but both $\text{spin}(n)$ and $\text{so}(n)$ have dimension only $n(n-1)/2$. The Lie algebraic approach is also important due to direct relation with Hamiltonians of quantum gates [1, 10].

There is some subtlety, because exponential map producing element of Spin group is $\mathcal{A}_\epsilon = \exp(\epsilon \mathbf{a})$, but in physical applications expressions with the generators are often written with imaginary unit multiplier, *e.g.*, a quantum gate different infinitesimally from identity may be written [11]

$$\delta \mathbf{U} = \exp(i\epsilon \mathbf{H}) \simeq \mathbf{1} + i\epsilon \mathbf{H}, \quad \epsilon \rightarrow 0. \quad (10)$$

In such a case the imaginary units should also appear in anticommutators. For example, commutator algebra with bracket operation $i[\mathbf{H}_a, \mathbf{H}_b]$ was adapted for proof of two-qubit gates universality [11]. The set of gates represented in such a way is universal if elements \mathbf{H} from Eq. (10) generate entire Lie algebra of unitary group by commutators.

Similar Lie-algebraic approach with Clifford algebras can be used both for construction of universal and non-universal sets of two-qubit gates [10]. The basis of Lie algebra $\text{spin}(2m)$ is quadratic elements $\mathfrak{e}_j \mathfrak{e}_k$. The construction of Lie algebra $\text{spin}(2m)$ using Eq. (5) represents $\text{Spin}(2m)$ group as some subgroup of unitary group $\text{U}(2^m)$.

Let us consider four consequent generators \mathfrak{e}_{2k-1} , \mathfrak{e}_{2k} , \mathfrak{e}_{2k+1} , \mathfrak{e}_{2k+2} . Linear combinations of six different quadratic elements produced from the generators for particular representation Eq. (5) correspond to Hamiltonians of some

one- and two-qubit gates. With different k it corresponds to non-universal set of quantum gates on nearest-neighbor qubits often called “matchgates” [12, 13].

The Jordan-Wigner representation of generators for Clifford algebra Eq. (5) is not unique. Alternative methods based on tree-like structures are discussed in next sections.

3 Ternary Trees

Let us consider nine generators

$$\begin{aligned}
\tilde{\mathbf{e}}_1 &= i\sigma^x \otimes \sigma^x \otimes \mathbf{1} \otimes \mathbf{1}, \\
\tilde{\mathbf{e}}_2 &= i\sigma^x \otimes \sigma^y \otimes \mathbf{1} \otimes \mathbf{1}, \\
\tilde{\mathbf{e}}_3 &= i\sigma^x \otimes \sigma^z \otimes \mathbf{1} \otimes \mathbf{1}, \\
\tilde{\mathbf{e}}_4 &= i\sigma^y \otimes \mathbf{1} \otimes \sigma^x \otimes \mathbf{1}, \\
\tilde{\mathbf{e}}_5 &= i\sigma^y \otimes \mathbf{1} \otimes \sigma^y \otimes \mathbf{1}, \\
\tilde{\mathbf{e}}_6 &= i\sigma^y \otimes \mathbf{1} \otimes \sigma^z \otimes \mathbf{1}, \\
\tilde{\mathbf{e}}_7 &= i\sigma^z \otimes \mathbf{1} \otimes \mathbf{1} \otimes \sigma^x, \\
\tilde{\mathbf{e}}_8 &= i\sigma^z \otimes \mathbf{1} \otimes \mathbf{1} \otimes \sigma^y, \\
\tilde{\mathbf{e}}_9 &= i\sigma^z \otimes \mathbf{1} \otimes \mathbf{1} \otimes \sigma^z.
\end{aligned} \tag{11}$$

Shorter notation is often used further, *e.g.*

$$\begin{aligned}
\tilde{\mathbf{e}}_1 &= i\sigma_1^x \sigma_2^x, & \tilde{\mathbf{e}}_2 &= i\sigma_1^x \sigma_2^y, & \tilde{\mathbf{e}}_3 &= i\sigma_1^x \sigma_2^z, \\
\tilde{\mathbf{e}}_4 &= i\sigma_1^y \sigma_3^x, & \tilde{\mathbf{e}}_5 &= i\sigma_1^y \sigma_3^y, & \tilde{\mathbf{e}}_6 &= i\sigma_1^y \sigma_3^z, \\
\tilde{\mathbf{e}}_7 &= i\sigma_1^z \sigma_4^x, & \tilde{\mathbf{e}}_8 &= i\sigma_1^z \sigma_4^y, & \tilde{\mathbf{e}}_9 &= i\sigma_1^z \sigma_4^z,
\end{aligned} \tag{11'}$$

where σ_j^μ denote Pauli matrix $\mu = x, y, z$ acting on qubit with index j .

The universal Clifford algebra could be defined using eight generators instead of nine and product of all $\tilde{\mathbf{e}}_k$ is identity up to possible multiplier with some power of imaginary unit denoted further as

$$\iota \in \{\pm 1, \pm i\}, \quad \iota^4 = 1. \tag{12}$$

The nine generators Eq. (11) derive natural threefold symmetries from Pauli matrices. Generalization for arbitrary power of three using ternary trees is discussed below. For the initial example Eq. (11) it corresponds to

four qubits nodes $j = 1, \dots, 4$ with root is $j = 1$ and three child nodes $j = 2, 3, 4$ are associated with three generators each.

Let us recollect some properties of rooted trees [14, 15]. A node of n -ary tree may have up to n children (subtrees), the nodes without any child are called *terminal* nodes or *leaves*. In example above the generators are associated with three terminal nodes. The *level* ℓ is defined here as number of nodes in the path from the root. The maximal level of nodes in a tree is denoted further as L . In such a case the *height of a tree* is $L - 1$.

Ternary or binary tree with maximal number of nodes for given L is denoted here for certainty as “ $\overline{\mathbb{T}}_L$ -tree”. It could be formally described using definitions from [15] as *directed rooted complete full ternary (or binary) tree with height $L - 1$* . Number of nodes in ternary $\overline{\mathbb{T}}_L$ -tree is

$$m_L = \sum_{k=0}^{L-1} 3^k = \frac{3^L - 1}{2}. \quad (13)$$

Let us start with three generators $\tilde{\mathbf{e}}_1^{(3)} = i\sigma^x$, $\tilde{\mathbf{e}}_2^{(3)} = i\sigma^y$, $\tilde{\mathbf{e}}_3^{(3)} = i\sigma^z$ for $L = 1$. For any $L > 1$, 3^{L+1} anticommuting generators for ternary $\overline{\mathbb{T}}_{L+1}$ -tree can be produced by recursion $L \rightarrow L + 1$ using 3^L anticommuting generators defined for $\overline{\mathbb{T}}_L$ -tree

$$\begin{aligned} \tilde{\mathbf{e}}_{3j-2}^{(3^{L+1})} &= \tilde{\mathbf{e}}_j^{(3^L)} \otimes \underbrace{\mathbf{1} \otimes \dots \otimes \mathbf{1}}_{j-1} \otimes \sigma^x \otimes \underbrace{\mathbf{1} \otimes \dots \otimes \mathbf{1}}_{3^L-j}, \\ \tilde{\mathbf{e}}_{3j-1}^{(3^{L+1})} &= \tilde{\mathbf{e}}_j^{(3^L)} \otimes \underbrace{\mathbf{1} \otimes \dots \otimes \mathbf{1}}_{j-1} \otimes \sigma^y \otimes \underbrace{\mathbf{1} \otimes \dots \otimes \mathbf{1}}_{3^L-j}, \\ \tilde{\mathbf{e}}_{3j}^{(3^{L+1})} &= \tilde{\mathbf{e}}_j^{(3^L)} \otimes \underbrace{\mathbf{1} \otimes \dots \otimes \mathbf{1}}_{j-1} \otimes \sigma^z \otimes \underbrace{\mathbf{1} \otimes \dots \otimes \mathbf{1}}_{3^L-j}, \end{aligned} \quad (14)$$

where $j = 1, \dots, 3^L$ and total number of terms in tensor product is $m_{L+1} = m_L + 3^L$. All generators Eq. (14) anticommute — in different triples due to terms $\tilde{\mathbf{e}}_j^{(3^L)}$ and in the same triple due to terms σ_j^μ ($\mu = x, y, z$).

Let us prove recursively that any $3^L - 1$ generators between $\tilde{\mathbf{e}}_j^{(3^L)}$ generate whole basis for universal Clifford algebra $\mathcal{C}\ell(2m_L, \mathbb{C})$. Let us start with useful property: the product of all 3^L generators is $\iota \mathbf{1}$. It is true for $L = 1$, $\tilde{\mathbf{e}}_k^{(3)}$, $k = 1, 2, 3$ and for any $L + 1$ is directly derived from Eq. (14). Due to such property any generator (up to ι multiplier) can be represented as product

of all other generators and may be dropped. Thus, any $3^L - 1$ generators between 3^L can be used as a basis of $\mathcal{Cl}(2m_L, \mathbb{C})$.

The standard basis of $\mathcal{Cl}(2m_L, \mathbb{C})$ is naturally expressed as 4^{m_L} tensor products using *Pauli basis*, *i.e.*, three Pauli matrices and 2×2 unit matrix. Let us show, that the basis can be also represented (not necessary in unique way) by products of $\tilde{\mathbf{e}}_k^{(3^L)}$. It is again true for $L = 1$ and $\mathcal{Cl}(2, \mathbb{C})$. Let us consider $L + 1$ for some $L \geq 1$ with the basis of $\mathcal{Cl}(2m_L, \mathbb{C})$ expressed by products of $\tilde{\mathbf{e}}_k^{(3^L)}$. Arbitrary basic element \mathbf{b} of $\mathcal{Cl}(2m_{L+1}, \mathbb{C})$ can be represented as tensor products with m_{L+1} elements of Pauli basis. The product of three generators for any j in Eq. (14) is

$$\iota \tilde{\mathbf{e}}_j^{(3^L)} \otimes \underbrace{\mathbf{1} \otimes \cdots \otimes \mathbf{1}}_{3^L},$$

so first m_L terms in \mathbf{b} can be rewritten by product of such triples due to previous steps of recursion. Three possible products of two generators with given j in Eq. (14) is

$$\underbrace{\mathbf{1} \otimes \cdots \otimes \mathbf{1}}_{m_L+j-1} \otimes \sigma^\mu \otimes \underbrace{\mathbf{1} \otimes \cdots \otimes \mathbf{1}}_{3^L-j}, \quad \mu = x, y, z,$$

so remaining last 3^L terms of \mathbf{b} can be also expressed using products of such pairs. So any element \mathbf{b} of standard basis $\mathcal{Cl}(2m_{L+1}, \mathbb{C})$ with $m_{L+1} = m_L + 3^L$ terms is some product of $\tilde{\mathbf{e}}_k^{(3^{L+1})}$.

It was also shown, that any element may be expressed (up to ι) as product of other generators (and dropped). In such a case the construction corresponds to *universal* Clifford algebra with remaining generators. \square

Each generator $\tilde{\mathbf{e}}_k^{(3^L)}$, $k = 1, \dots, 3^L$ has $m_L = (3^L - 1)/2$ terms in tensor product with only L (non-unit) Pauli matrices, because recursion Eq. (14) append only one non-unit term for each level. The scheme of such terms may be represented by directed ternary $\bar{1}_L$ -tree with first qubit as root Figure 1. Each triple of generators in Eq. (14) formally corresponds to path from the root of the tree to *leaf* nodes.

For example, the tree with three levels represented on Figure 1 may illustrate structure of nine triples with twenty seven generators: $\tilde{\mathbf{e}}_1^{(27)} = i\sigma_1^x \sigma_2^x \sigma_5^x$, $\tilde{\mathbf{e}}_2^{(27)} = i\sigma_1^x \sigma_2^x \sigma_5^y$, $\tilde{\mathbf{e}}_3^{(27)} = i\sigma_1^x \sigma_2^x \sigma_5^z$, $\tilde{\mathbf{e}}_4^{(27)} = i\sigma_1^x \sigma_2^x \sigma_6^x$, \dots , $\tilde{\mathbf{e}}_{27}^{(27)} = i\sigma_1^z \sigma_4^z \sigma_{13}^z$.

The representation with tree provides yet another explanation of anticommutativity of all $\tilde{\mathbf{e}}_j^{(m_L)}$. Any two “branches” of tree have some common part

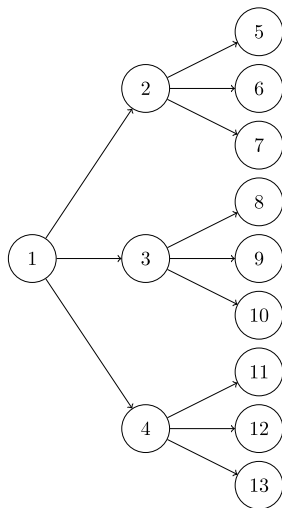


Figure 1: Ternary $\overline{\mathbb{T}}_L$ -tree with $L = 3$

corresponding to qubits with the same index and non-unit tensor factors, but only last pair of Pauli matrices in common subsequences (corresponding to “fork node” for pair of branches) may differ. Such approach produces an illustrative argument for generalization with arbitrary ternary trees.

Let us first extend the model to provide formal definition using some methods from theory of *deterministic finite automata* (DFA) [16, 17]. The DFA model below uses *extension* [14] of ternary $\overline{\mathbb{T}}_L$ -tree with basic nodes representing qubits and three additional *output nodes* for each leaf. For more general ternary trees discussed further number of children for any qubit node is added up to three by new output nodes.

Each edge is marked by letters x, y, z representing possible transition between nodes, see Figure 2. The *word* (sequence of letters x, y, z) corresponding to path from the root to output nodes is *recognized* by DFA. The sequence of nodes generated by such transition represents generator expressed as product of Pauli matrices indexed by number of node and letter, *e.g.* $xxx \rightarrow \sigma_1^x \sigma_2^x \sigma_5^x, \dots, xyz \rightarrow \sigma_1^x \sigma_2^y \sigma_6^z, \dots, zyx \rightarrow \sigma_1^z \sigma_4^y \sigma_{12}^x, \dots, zzz \rightarrow \sigma_1^z \sigma_4^z \sigma_{13}^z$ for Figure 2.

More generally, if some sequence $s_1 s_2 \dots s_l$ of letters $s_k \in \{x, y, z\}$ for $k = 1, \dots, l$ is recognized by DFA and generates sequence of nodes

$$n_1 \xrightarrow{s_1} n_2 \xrightarrow{s_2} \dots \xrightarrow{s_{l-1}} n_l \xrightarrow{s_l} o_{l+1} \quad (15)$$

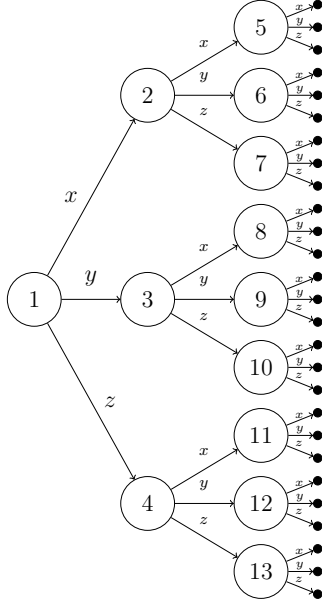


Figure 2: DFA from ternary $\overline{\Gamma}_L$ -tree *extended* by leaf nodes

with root $n_1 = 1$ and o_{l+1} are output nodes, the generator is

$$\tilde{\mathbf{e}}_{o_{l+1}} = i\sigma_{n_1}^{s_1}\sigma_{n_2}^{s_2}\cdots\sigma_{n_l}^{s_l} = i\prod_{k=1}^l\sigma_{n_k}^{s_k}. \quad (16)$$

The model with DFA and Eq. (16) may be applied for general ternary tree for level l is not necessary equal to maximal one (L) and number of edges for each node may be from zero to three. Let us start with ternary $\overline{\Gamma}_L$ -trees discussed above with maximal number of qubit nodes $m_q = (3^L - 1)/2$ and $N_g = 3^L$ anticommuting generators

$$N_g = 2m_q + 1. \quad (17)$$

The Eq. (17) is also valid for any subtree.

Other ternary trees may be produced by recursive process of “pruning” discussed below. Let us delete all nodes and generators of subtree ζ originated from node n_ζ attached to parent node n_p by edge with label $s_p \in \{x, y, z\}$.

Let us also add new element including only initial common sequence of nodes in products Eq. (16) coinciding for all deleted nodes of the subtree ς

$$\tilde{\mathbf{e}}_{\varsigma} = i\sigma_1^{s_1} \cdots \sigma_{n_p}^{s_p}. \quad (18)$$

After any deletion new tree with all its subtrees also met Eq. (17), because

$$N'_g = N_g - N_g^{\varsigma} + 1 = (2m_q + 1) - (2m_q^{\varsigma} + 1) + 1 = 2m'_q + 1,$$

where N'_g , m'_q and N_g^{ς} , m_q^{ς} denote parameters of new tree and deleted subtree respectively.

The new element Eq. (18) anticommutes with all elements except deleted. Let us also prove that product of N'_g generators for new tree is $i\mathbf{1}$. For initial ternary $\overline{\Gamma}_L$ -tree Eq. (17) is true and the product of all generators was already calculated earlier. Any subtree of the $\overline{\Gamma}_L$ -tree is also ternary $\overline{\Gamma}_{L'}$ -tree for some $L' < L$ and product of all generators for such subtree is

$$\prod_{k \in \varsigma} \tilde{\mathbf{e}}_k = (\tilde{\mathbf{e}}_{\varsigma})^{N_g^{\varsigma}} (\pm \mathbf{1}) = \mp \tilde{\mathbf{e}}_{\varsigma},$$

because N_g^{ς} is odd and $(\tilde{\mathbf{e}}_{\varsigma})^2 = -1$. So, after each cut product of all generators of deleted trees up to sign are equal with corresponding $\tilde{\mathbf{e}}_{\varsigma}$ and total product of all elements is always $i\mathbf{1}$.

Let us prove, that for any tree with m'_q qubit nodes obtained by such pruning, the products of any subset with $N'_g - 1 = 2m'_q$ generators may be used as a basis of universal Clifford algebra $\mathcal{Cl}(2m'_q, \mathbb{C})$. Let us again for simplicity start with all $N'_g = 2m'_q + 1$ generators, because any generator may be expressed as product of other generators.

Let us note, that each deletion (for pruning) may be treated also as two stage process: drop multipliers with Pauli matrices for excluded qubit nodes from all products and remove duplicates from list of generators. The approach is also correct for description of whole pruning as a series of consequent deletions.

Let us consider final tree as subtree of ternary $\overline{\Gamma}_L$ -tree. Any element of standard basis of the Clifford algebra for qubits from this subtree can be represented by product of generators of initial tree. If to drop Pauli matrices for extra qubits from generators in such products the result may only change sign, but now it includes only terms those equal with generators of subtree. \square

Let us describe formal procedure for construction of generator from arbitrary ternary tree produced by the pruning described above:

- Let us extend the ternary tree by adding of *terminal* nodes, *i.e.* all initial nodes with number of children $n_c < 3$ should be connected with $3 - n_c$ new leafs associated with generators.
- Now all non-terminal (initial) nodes have three output links those can be marked by triple of labels x, y, z . Such a tree also may be considered as a deterministic finite automaton (DFA).
- Any path from root to terminal node is described by analogue of Eq. (15) with l is level of the node and generator for each terminal node can be expressed as Eq. (16).
- Formally, possible sequences of letters $a_k \in \{x, y, z\}$ in Eq. (15) correspond to *words recognized by the DFA* and any generator is represented in such a way by product of Pauli matrices Eq. (16).

Let us summarize construction of the *extended ternary tree* for generators. Rooted directed ternary tree is defined by set of qubit nodes $n_k, k = 1, \dots, m$ and directed links between pairs of nodes. Any node except root has one parent and up to three children. The links are marked by labels x, y, z . Let us first for any qubit node d define an auxiliary operator (*stub*) \mathbf{r}_d . For root node $d = 1$, $\mathbf{r}_1 = \mathbf{i1}$ and for any child node d linked with a parent node p by edge with a label $\mu \in \{x, y, z\}$

$$p \xrightarrow{\mu} d : \quad \mathbf{r}_d = \mathbf{r}_p \sigma_p^\mu. \quad (19)$$

Now for any node d with less than three children n_c it is necessary to attach $3 - n_c$ (terminal) generator nodes g by new links for missing labels $\mu \in \{x, y, z\}$. The generator associated with each such node is defined as

$$\tilde{\mathbf{e}}_g = \tilde{\mathbf{e}}_{d\mu} = \mathbf{r}_d \sigma_d^\mu, \quad g = 1, \dots, 2m + 1, \quad d = 1, \dots, m. \quad (20)$$

The maximal total number of children for m qubit nodes is $3m$ and $m - 1$ nodes are already used as edges between qubits (because all qubits except root have one parent). Thus, number of generator nodes are

$$3m - (m - 1) = 2m + 1.$$

An alternative notation $\tilde{\mathbf{e}}_{d\mu}$ is introduced for convenience in Eq. (20). Any generator may be expressed in such a way $\tilde{\mathbf{e}}_g = \tilde{\mathbf{e}}_{d\mu}$ after choosing of

some map to set of consequent indexes $g = g(d, \mu)$, but number of elements $\tilde{\mathbf{e}}_{d\mu}$ is bigger, $3m > 2m + 1$. Redundant $\tilde{\mathbf{e}}_{d\mu}$ correspond to products of generators denoted earlier as $\tilde{\mathbf{e}}_{\zeta}$ Eq. (18). \square

The Eq. (20) formalizes Eq. (16) used earlier without necessity to introduce an enveloping $\overline{\mathbb{T}}_L$ -tree.

For ternary $\overline{\mathbb{T}}_L$ -tree DFA recognizes any sequences with L letters for 3^L generators are attached to leafs of qubit tree Figure 2. Number of nodes for such a tree is $(3^L - 1)/2$ Eq. (13).

For arbitrary tree with m nodes produced with method discussed above number of generator leafs on extended tree is always $2m + 1$. The product of all generators is proportional to identity. It was already discussed that any subset with $2m$ generators may be used for construction of universal Clifford algebra $\mathcal{Cl}(2m, \mathbb{C})$.

Let us consider yet another formal construction of $\mathcal{Cl}(2m + 1, \mathbb{C})$ without necessity to get rid of one generator. Let us introduce an auxiliary node with index zero and extend the set of generators to $m + 1$ qubits using straightforward method, *cf* Eq. (7)

$$\tilde{\mathbf{e}}'_j = \sigma^z \otimes \tilde{\mathbf{e}}_j, \quad j = 1, \dots, 2m + 1. \quad (21)$$

The products of $2m + 1$ elements Eq. (21) is σ_0^z and, thus, $\mathcal{Cl}(2m + 1, \mathbb{C})$ can be generated by Eq. (21) using standard representation with block diagonal matrices, see Eq. (6).

Even subalgebra \mathcal{Cl}_0 is generated by products of even number of generators $\tilde{\mathbf{e}}'_j$ Eq. (21). The cancellation of σ_0^z illustrates natural isomorphism

$$\mathcal{Cl}_0(2m + 1, \mathbb{C}) \simeq \mathcal{Cl}(2m, \mathbb{C})$$

and it also produces representation of $\text{Spin}(2m + 1)$ group by all $2m + 1$ elements $\tilde{\mathbf{e}}_j \in \mathcal{Cl}(2m, \mathbb{C})$.

For $m > 1$ the $\text{Spin}(2m + 2)$ can be also represented. Let us consider construction of Spin groups as Lie algebras [7] recollected in Sec. 2. In such a case the element may be expressed as exponent of linear combinations of quadratic terms $\mathbf{e}_j \mathbf{e}_k$.

Let us again introduce an extra zero node, but for alternative representation of $2m + 2$ generators instead of Eq. (21)

$$\tilde{\mathbf{e}}''_j = \sigma^x \otimes \tilde{\mathbf{e}}_j, \quad j = 1, \dots, 2m + 1, \quad \tilde{\mathbf{e}}''_0 = \sigma^y \otimes \mathbf{1} \otimes \dots \otimes \mathbf{1}. \quad (22)$$

The products of two such elements are either $\mathbf{1} \otimes (\tilde{\mathbf{e}}_j \tilde{\mathbf{e}}_k)$ or $\sigma^z \otimes \tilde{\mathbf{e}}_l$, where $j, k, l = 1, \dots, 2m + 1$. The quadratic terms can be expressed as block-diagonal matrices Eq. (6). For $m > 1$ all $\tilde{\mathbf{e}}_j \tilde{\mathbf{e}}_k$ with $j < k$ and $\tilde{\mathbf{e}}_l$ are different and exponents of matrices with linear combination of such elements $\exp(\mathbf{A}) \in \mathbf{C}\ell(2m, \mathbb{C})$ can be used for construction of irreducible representation of $\text{Spin}(2m + 2)$. It is not true for $m = 1$ due to $\tilde{\mathbf{e}}_1 \tilde{\mathbf{e}}_2 = \tilde{\mathbf{e}}_3$, *e.g.*, for quaternions or Pauli matrices $\sigma_x \sigma_y = i \sigma_z$.

A standard representation of Clifford algebra may be considered as an extreme case of pruning into a chain of z -linked nodes. At least two generators (x, y) are attached to each node with an additional one (z) on the end. Such a degenerate tree corresponds to $2m$ Jordan-Wigner generators Eq. (5)

$$\mathbf{e}_{2k-1} = i \sigma_1^z \cdots \sigma_{k-1}^z \sigma_k^x, \quad \mathbf{e}_{2k} = i \sigma_1^z \cdots \sigma_{k-1}^z \sigma_k^y, \quad k = 1, \dots, m \quad (5'')$$

together with Eq. (5') $\mathbf{e}_{2m+1} = i \sigma_1^z \cdots \sigma_{2m}^z$.

4 Binary Trees

Binary $\overline{\mathbb{T}}_L$ -trees may be introduced formally by deleting of all nodes attached to z -edges of the ternary $\overline{\mathbb{T}}_L$ -trees, see Figure 3.

The DFA extension for such binary tree produces three generators for terminal qubit nodes with maximal level $l = L$, but only one generator for other qubit nodes with $l < L$, see Figure 4.

The binary $\overline{\mathbb{T}}_L$ -tree has $2^L - 1$ qubit nodes. With “enumeration along levels” the nodes $j = 1, \dots, 2^{L-1} - 1$ have two children $2j$ and $2j + 1$, except leaves $j = 2^{L-1}, \dots, 2^L - 1$, see Figure 5.

The *stub operator* \mathbf{r}_j Eq. (19) used for construction of generators Eq. (20) may be constructed in the similar way as $\mathbf{r}_1 = i\mathbf{1}$ and

$$\mathbf{r}_{2j} = \mathbf{r}_j \sigma_j^x, \quad \mathbf{r}_{2j+1} = \mathbf{r}_j \sigma_j^y. \quad (23)$$

For binary tree with $m_q = 2^L - 1$ qubits discussed earlier the structure of generators is described by extended *ternary* tree, see Figure 4. Qubits with indexes $j = 1, \dots, 2^{L-1} - 1$ have only one generator node, but three generators are linked to remaining 2^{L-1} terminal qubit nodes $k = 2^{L-1}, \dots, 2^L - 1$ with maximal level L . So total number of generators is

$$N_g = 2^{L-1} - 1 + 3 \cdot 2^{L-1} = 2^{L+1} - 1 = 2m_q + 1.$$

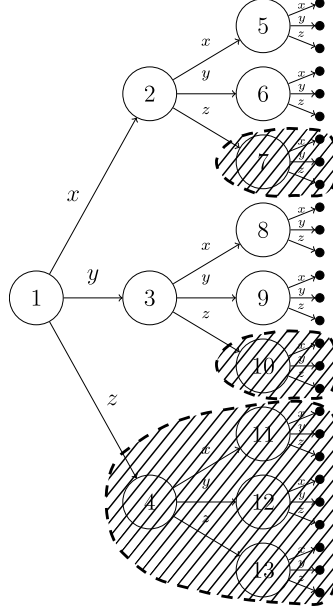


Figure 3: Binary tree obtained from ternary on Figure 2

Here the “redundant” notation for generators used in Eq. (20) may be more illustrative

$$\tilde{\mathbf{e}}_{j\hat{z}} = \mathbf{r}_j \sigma_j^z, \quad j = 1, \dots, 2^{L-1} - 1, \quad (24a)$$

$$\tilde{\mathbf{e}}_{j\hat{\mu}} = \mathbf{r}_j \sigma_j^\mu, \quad j = 2^{L-1}, \dots, 2^L - 1, \quad \mu = x, y, z. \quad (24b)$$

For example of binary tree with $L = 2$ and three qubits, seven generators may be written as

$$\tilde{\mathbf{e}}_{1\hat{z}} = i\sigma_1^z, \quad \tilde{\mathbf{e}}_{2\hat{\mu}} = i\sigma_1^x \sigma_2^\mu, \quad \tilde{\mathbf{e}}_{3\hat{\mu}} = i\sigma_1^y \sigma_3^\mu, \quad \mu = x, y, z. \quad (25)$$

The sequence of terms with index z from Eq. (24) may be also extended to all qubits. Let us denote $\check{\mathbf{e}}_j$ or $\check{\mathbf{e}}_j^{(N_g)}$, $j = 1, \dots, N_g = 2^{L+1} - 1$ a consequent indexing of all generators with ranges

$$\check{\mathbf{e}}_j^{(N_g)} = \tilde{\mathbf{e}}_{j\hat{z}}, \quad j = 1, \dots, 2^L - 1, \quad (26a)$$

$$\left. \begin{aligned} \check{\mathbf{e}}_{2j}^{(N_g)} &= \tilde{\mathbf{e}}_{j\hat{x}} \\ \check{\mathbf{e}}_{2j+1}^{(N_g)} &= \tilde{\mathbf{e}}_{j\hat{y}} \end{aligned} \right\} j = 2^{L-1}, \dots, 2^L - 1. \quad (26b)$$

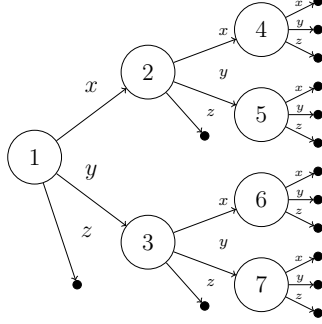


Figure 4: DFA for binary tree with additional leaf nodes

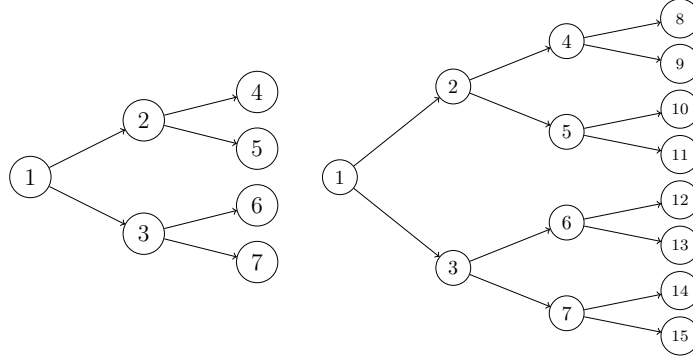


Figure 5: Binary \overline{L} -trees with $L = 3$ and $L = 4$

Thus, for binary tree with three qubits Eq. (25) may be rewritten

$$\begin{aligned} \check{\mathbf{e}}_1^{(7)} &= i\sigma_1^z, & \check{\mathbf{e}}_2^{(7)} &= i\sigma_1^x\sigma_2^z, & \check{\mathbf{e}}_3^{(7)} &= i\sigma_1^y\sigma_3^z, \\ \check{\mathbf{e}}_4^{(7)} &= i\sigma_1^x\sigma_2^x, & \check{\mathbf{e}}_5^{(7)} &= i\sigma_1^x\sigma_2^y, & \check{\mathbf{e}}_6^{(7)} &= i\sigma_1^y\sigma_3^x, & \check{\mathbf{e}}_7^{(7)} &= i\sigma_1^y\sigma_3^y. \end{aligned} \quad (27)$$

The indexing Eq. (26) is convenient due to properties of triples with generators $\check{\mathbf{e}}_j, \check{\mathbf{e}}_{2j}, \check{\mathbf{e}}_{2j+1}$. Let us denote

$$\mathfrak{h}_j^x = i\check{\mathbf{e}}_{2j+1}\check{\mathbf{e}}_j, \quad \mathfrak{h}_j^y = i\check{\mathbf{e}}_j\check{\mathbf{e}}_{2j}, \quad \mathfrak{h}_j^z = i\check{\mathbf{e}}_{2j}\check{\mathbf{e}}_{2j+1}, \quad j = 1, \dots, 2^L - 1. \quad (28)$$

For index j corresponding to terminal qubit nodes with three generators terms Eq. (28) are trivial

$$\mathfrak{h}_j^\mu = \sigma_j^\mu, \quad j = 2^{L-1}, \dots, 2^L - 1, \quad \mu = x, y, z. \quad (29)$$

For nodes with single generator first pair of expressions Eq. (28) can be associated with edges of binary tree

$$\mathfrak{h}_j^y = \sigma_j^y \sigma_{2j}^z, \quad \mathfrak{h}_j^x = \sigma_j^x \sigma_{2j+1}^z, \quad j = 1, \dots, 2^{L-1} - 1. \quad (30)$$

It should be noted, that \mathfrak{h}_j^x and \mathfrak{h}_j^y in Eq. (30) correspond to edges marked by exchanged labels (y and x respectively, see Figure 4). Remaining z -elements Eq. (28) may be assigned to “forks” with both edges

$$\mathfrak{h}_j^z = \sigma_j^z \sigma_{2j}^z \sigma_{2j+1}^z, \quad j = 1, \dots, 2^{L-1} - 1. \quad (31)$$

Due to Lie algebraic approach the linear combinations of quadratic expressions such as Eq. (28) corresponds to Hamiltonians \check{H} and quantum gates can be represented as exponents

$$\check{U} = \exp(-i\check{H}\tau) = \exp\left(\tau \sum_{j < k} h_{jk} \check{\mathbf{e}}_j \check{\mathbf{e}}_k\right). \quad (32)$$

Hamiltonians such as Eq. (29) and Eq. (30) generate one- and two-qubit gates and produce non-universal set of quantum gates for representation of Spin group corresponding to Eq. (32). The arbitrary one-qubit gates may be generated by such a way for all terminal qubit nodes due to Eq. (29), but two-qubit gates defined on all edges of binary qubit tree are restricted by single-parameter families with Hamiltonians from Eq. (30).

5 Annihilation and creation operators

Let us split $2m$ generators \mathbf{e}_j of some Clifford algebra $\mathcal{C}\ell(2m, \mathbb{C})$ into two parts with m elements $\mathbf{e}'_j, \mathbf{e}''_j$ to introduce *annihilation and creation* (“ladder”) operators

$$\mathbf{a}_j = \frac{\mathbf{e}'_j + i\mathbf{e}''_j}{2i}, \quad \mathbf{a}_j^\dagger = \frac{\mathbf{e}'_j - i\mathbf{e}''_j}{2i}, \quad j = 1, \dots, m. \quad (33)$$

Due to Eq. (3) the elements satisfy *canonical anticommutation relations* (CAR)

$$\{\mathbf{a}_j, \mathbf{a}_k\} = \{\mathbf{a}_j^\dagger, \mathbf{a}_k^\dagger\} = 0, \quad \{\mathbf{a}_j, \mathbf{a}_k^\dagger\} = \delta_{jk} \mathbf{1}, \quad j, k = 1, \dots, m. \quad (34)$$

For standard representation of Clifford algebra mentioned earlier Eq. (5) only first $2m$ generators may be used $\mathbf{e}'_j = \mathbf{e}_{2j-1}$, $\mathbf{e}''_j = \mathbf{e}_{2j}$ and thus

$$\mathbf{a}_j = \sigma_1^z \cdots \sigma_{j-1}^z \mathbf{a}_j, \quad \mathbf{a}_j^\dagger = \sigma_1^z \cdots \sigma_{j-1}^z \mathbf{a}_j^\dagger, \quad j = 1, \dots, m \quad (35)$$

where \mathbf{a} , \mathbf{a}^\dagger are 2×2 matrices

$$\mathbf{a} = \frac{\sigma^x + i\sigma^y}{2} = \begin{pmatrix} 0 & 1 \\ 0 & 0 \end{pmatrix}, \quad \mathbf{a}^\dagger = \frac{\sigma^x - i\sigma^y}{2} = \begin{pmatrix} 0 & 0 \\ 1 & 0 \end{pmatrix} \quad (36)$$

and index j is for position in tensor product, *i.e.*

$$\mathbf{a}_j \equiv \underbrace{\mathbf{1} \otimes \cdots \otimes \mathbf{1}}_{j-1} \otimes \mathbf{a} \otimes \underbrace{\mathbf{1} \otimes \cdots \otimes \mathbf{1}}_{m-j}.$$

For standard representation Eq. (5) it is usual Jordan-Wigner transformations [9]. The ladder operators also can be used to express specific subgroup of Spin group corresponding to some of quantum gates generated by *restricted* set of quadratic Hamiltonians [1, 13]. Let us introduce notation

$$\Sigma_{j,k} = \frac{\mathbf{a}_j^\dagger \mathbf{a}_k + \mathbf{a}_k^\dagger \mathbf{a}_j}{2}, \quad \Lambda_{j,k} = \frac{\mathbf{a}_j^\dagger \mathbf{a}_k - \mathbf{a}_k^\dagger \mathbf{a}_j}{2i}. \quad (37)$$

For “vacuum” state

$$|\emptyset\rangle \equiv |\underbrace{00 \dots 0}_m\rangle, \quad (38)$$

$\mathbf{a}_k |\emptyset\rangle = 0$ and thus $\Sigma_{j,k} |\emptyset\rangle = \Lambda_{j,k} |\emptyset\rangle = 0$. Any Hamiltonians \mathcal{H} expressed as linear combinations of Eq. (37) also has the same property $\mathcal{H} |\emptyset\rangle = 0$ and quantum gate generated by such Hamiltonian for some parameter τ

$$\mathcal{U} = \exp(-i\mathcal{H}\tau) \quad (39)$$

does not change vacuum state $\mathcal{U} |\emptyset\rangle = |\emptyset\rangle$.

Let us for certainty suppose consequent indexes $1 \leq j < k \leq m$ in Eq. (37) with special notation for “*number of particles*” operators

$$\mathbf{n}_k = \Sigma_{k,k} = \mathbf{a}_k^\dagger \mathbf{a}_k, \quad \mathbf{N} = \sum_{j=k}^m \mathbf{n}_k. \quad (40)$$

An important property of the operator may be derived directly from the definition and Eq. (34)

$$\mathbf{N}\mathbf{a}_j = \mathbf{a}_j\mathbf{N} - \mathbf{a}_j = \mathbf{a}_j(\mathbf{N} - \mathbf{1}), \quad \mathbf{N}\mathbf{a}_j^\dagger = \mathbf{a}_j^\dagger(\mathbf{N} + \mathbf{1}). \quad (41)$$

Here again $\mathbf{N}|\emptyset\rangle = 0$ and for states such as

$$|\Xi_{j_1 \dots j_N}^{(N)}\rangle = \underbrace{\mathbf{a}_{j_N}^\dagger \cdots \mathbf{a}_{j_1}^\dagger}_{N} |\emptyset\rangle, \quad 1 \leq j_1 < \cdots < j_N \leq m \quad (42)$$

from consequent application of Eq. (41) for all \mathbf{a}_j^\dagger it follows

$$\mathbf{N}|\Xi_{j_1 \dots j_N}^{(N)}\rangle = N|\Xi_{j_1 \dots j_N}^{(N)}\rangle. \quad (43)$$

It may be also derived from Eq. (41) or checked directly that quadratic operator Eq. (37) commute with N

$$\Sigma_{j,k}\mathbf{N} = \mathbf{N}\Sigma_{j,k}, \quad \Lambda_{j,k}\mathbf{N} = \mathbf{N}\Lambda_{j,k}. \quad (44)$$

The Hamiltonians \mathcal{H} with linear combination with Eq. (37) also commute with \mathbf{N} and quantum gates \mathcal{U} generated by \mathcal{H} Eq. (39) respect subspaces composed from states Eq. (40). Such *restricted case* was introduced initially in [13] and later discussed as a basic example in [1].

For standard case Eq. (35) it may be rewritten $\mathbf{N} = \mathbf{N}^z$

$$\mathbf{N}^z = \sum_{k=1}^m \mathbf{n}_k^z = \sum_{k=1}^m \frac{\mathbf{1} - \sigma_k^z}{2} = \frac{m}{2}\mathbf{1} - \frac{1}{2} \sum_{k=1}^m \sigma_k^z \quad (45)$$

and eigenvalues N Eq. (43) of the operator correspond to number of units in computational basis, *e.g.*, for $N^z = 1$ there are m states

$$|\Xi_k^{(m)}\rangle = \mathbf{a}_k^\dagger |\emptyset\rangle = |\underline{k}\rangle,$$

where

$$|\underline{k}\rangle = |\underbrace{0 \dots 0}_{k-1} 1 \underbrace{0 \dots 0}_{m-k}\rangle, \quad k = 1, \dots, m \quad (46)$$

with only unit in position k of the computational basis state, but analogue constructions even for binary tree discussed below are more complicated.

Let us now introduce similar constructions for *binary tree*. The indexation Eq. (26) is used further with first element $\check{\mathbf{e}}_1$ is dropped and the Eq. (33) is

applied to partition $\mathbf{e}'_j = \check{\mathbf{e}}_{2j}$, $\mathbf{e}''_j = \check{\mathbf{e}}_{2j+1}$, $j = 1, \dots, m$. Let us also introduce slightly different notation for binary tree ladder operators

$$\check{\mathbf{a}}_j = \frac{\check{\mathbf{e}}_{2j} + i\check{\mathbf{e}}_{2j+1}}{2i}, \quad \check{\mathbf{a}}_j^\dagger = \frac{\check{\mathbf{e}}_{2j} + i\check{\mathbf{e}}_{2j+1}}{2i}, \quad j = 1, \dots, m. \quad (47)$$

Only for terminal nodes $j = 2^{L-1}, \dots, 2^L - 1$ of binary tree with given L the operators Eq. (47) have more usual form with tensor product of only 2×2 matrices similarly with Eq. (35). Let us consider simple example with $L = 2$ Eq. (27) and first node $j = 1$ is not terminal

$$\check{\mathbf{a}}_1 = \frac{\sigma_1^x \sigma_2^z + i\sigma_1^y \sigma_3^z}{2}, \quad \check{\mathbf{a}}_1^\dagger = \frac{\sigma_1^x \sigma_2^z - i\sigma_1^y \sigma_3^z}{2}. \quad (48)$$

Other operators for $L = 2$ corresponds to terminal nodes with simpler expressions

$$\check{\mathbf{a}}_2 = \frac{\sigma_1^x \sigma_2^x + i\sigma_1^x \sigma_2^y}{2} = \sigma_1^x \mathbf{a}_2, \quad \check{\mathbf{a}}_3 = \frac{\sigma_1^y \sigma_3^x + i\sigma_1^y \sigma_3^y}{2} = \sigma_1^y \mathbf{a}_3. \quad (49)$$

The expressions for operators $\check{\mathbf{a}}_j^\dagger$ are complex conjugations of matrices and often omitted further. Due to consequent qubits the terms Eq. (48) may be rewritten as 8×8 block-diagonal matrices

$$\check{\mathbf{a}}_1 = \frac{\sigma^x \otimes \sigma^z \otimes \mathbf{1} + i\sigma^y \otimes \mathbf{1} \otimes \sigma^z}{2} = \begin{pmatrix} \mathbf{a} & & & \\ & \mathbf{a}^\dagger & & \\ & & -\mathbf{a}^\dagger & \\ & & & -\mathbf{a} \end{pmatrix}. \quad (50)$$

The expression correspond to “*conditional*” *annihilation and creation operators* on first qubit controlled by pair of other qubits. More general case discussed below for $L \geq 2$ and $j \geq 1$ is quite similar.

Let us rewrite Eq. (47) with two ranges for internal and terminal nodes using *stub operator* \mathbf{r}_j Eq. (23) together with Eq. (26) and Eq. (27)

$$\check{\mathbf{a}}_j = \mathbf{r}_j \frac{\sigma_j^x \sigma_{2j}^z + i\sigma_j^y \sigma_{2j+1}^z}{2} = \mathbf{r}_j \mathbf{a}_{j \ll 2j}, \quad j = 1, \dots, 2^{L-1} - 1, \quad (51a)$$

$$\check{\mathbf{a}}_j = \mathbf{r}_j \frac{\sigma_j^x + i\sigma_j^y}{2} = \mathbf{r}_j \mathbf{a}_j, \quad j = 2^{L-1}, \dots, 2^L - 1, \quad (51b)$$

where $\mathbf{a}_{j<2j}$ is generalization of conditional operator Eq. (50) with index j “controlled” by pair $2j, 2j + 1$

$$\mathbf{a}_{j<2j} = \frac{\sigma_j^x \sigma_{2j}^z + i \sigma_j^y \sigma_{2j+1}^z}{2}. \quad (52)$$

An example for $L = 4$ is depicted on Figure 6 for constructions of $\check{\mathbf{a}}_j, \check{\mathbf{a}}_j^\dagger$ are including three different nodes for $j = 1, \dots, 7$ and only one for $j = 8, \dots, 15$.

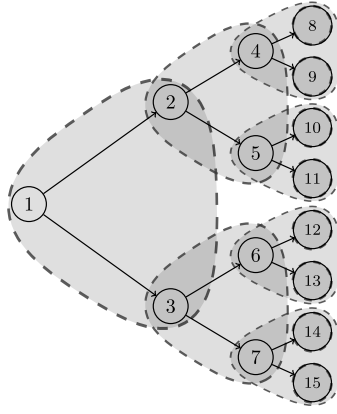


Figure 6: Nodes groups for $\check{\mathbf{a}}_j, \check{\mathbf{a}}_j^\dagger$ in binary tree

Let us now consider analogues of Eq. (37)

$$\check{\Sigma}_{j,k} = \frac{\check{\mathbf{a}}_j^\dagger \check{\mathbf{a}}_k + \check{\mathbf{a}}_k^\dagger \check{\mathbf{a}}_j}{2}, \quad \check{\Lambda}_{j,k} = \frac{\check{\mathbf{a}}_j^\dagger \check{\mathbf{a}}_k - \check{\mathbf{a}}_k^\dagger \check{\mathbf{a}}_j}{2i}. \quad (53)$$

and Eq. (40)

$$\check{\mathbf{N}} = \sum_{k=1}^m \check{\mathbf{a}}_k^\dagger \check{\mathbf{a}}_k = \sum_{k=1}^m \check{\mathbf{n}}_k. \quad (54)$$

The “vacuum state” Eq. (38) for binary tree also satisfies $\check{\mathbf{a}}_j|\emptyset\rangle = 0$ for any j . It is clear for terminal nodes $j \geq 2^{L-1}$, because tensor product for $\check{\mathbf{a}}_j$ includes \mathbf{a}_j Eq. (51b). For alternative expression with three nodes Eq. (51a) the controlled terms $\mathbf{a}_{j<2j}$ Eq. (52) for $|\emptyset\rangle$ also act as annihilation operator on qubit j , because two “control qubits” $2j$ and $2j + 1$ are zeros, *cf* Eq. (50).

Thus, operators Eq. (40) also satisfy condition $\check{\Sigma}_{j,k}|\varnothing\rangle = \check{\Lambda}_{j,k}|\varnothing\rangle = 0$ and the same is true for Hamiltonians represented as linear combination of the operators, $\check{\mathcal{H}}|\varnothing\rangle = 0$. Quantum gates and circuits generated with such Hamiltonians

$$\check{\mathcal{U}} = \exp(-i\check{\mathcal{H}}\tau) \quad (55)$$

do not change “vacuum state” $\check{\mathcal{U}}|\varnothing\rangle = |\varnothing\rangle$ similarly with \mathcal{U} in Eq. (39), but must commute with modified operator $\check{\mathbf{N}}$ instead of \mathbf{N} .

Let us consider analogues of states Eq. (42)

$$|\check{\Xi}_{j_1\dots j_N}^{(N)}\rangle = \check{\mathfrak{a}}_{j_N}^\dagger \dots \check{\mathfrak{a}}_{j_1}^\dagger |\varnothing\rangle, \quad \check{\mathbf{N}}|\check{\Xi}_{j_1\dots j_N}^{(N)}\rangle = \check{N}|\check{\Xi}_{j_1\dots j_N}^{(N)}\rangle. \quad (56)$$

Quantum gates defined by Eq. (55) due to property $\check{\mathbf{N}}\check{\mathcal{U}} = \check{\mathcal{U}}\check{\mathbf{N}}$ does not change \check{N} , but number of units N in elements of computational basis may be not fixed.

Let us consider example of Eq. (56) with single creation operator

$$|\check{\Xi}_k^{(1)}\rangle = \check{\mathfrak{a}}_k^\dagger |\varnothing\rangle \doteq |\check{k}\rangle, \quad \check{\mathbf{N}}|\check{k}\rangle = |\check{k}\rangle, \quad 1 \leq k \leq m. \quad (57)$$

The operators $\check{\mathfrak{a}}_k^\dagger$ are obtained from $\check{\mathfrak{a}}_k$ Eq. (51) by Hermitian conjugation and $|\check{k}\rangle$ is (up to phase ι) an element of computational basis with units only in positions corresponding to “path” from root to node k . The number of units is equal to level ℓ of the node in the tree

$$\mathbf{N}^z|\check{k}\rangle = \ell_k|\check{k}\rangle, \quad \ell_k = \lfloor \log_2 k \rfloor + 1. \quad (58)$$

The eigenvalues of $\check{\mathbf{N}}$ operators Eq. (54) can be expressed directly for computational basis using analogue of sums Eq. (40) or Eq. (45) with operators $\check{\mathfrak{n}}_j$ written for different ranges using Eq. (51)

$$\check{\mathfrak{n}}_j = \check{\mathfrak{a}}_j^\dagger \check{\mathfrak{a}}_j = \frac{\mathbf{1} - \sigma_j^z \sigma_{2j}^z \sigma_{2j+1}^z}{2}, \quad j = 1, \dots, 2^{L-1} - 1, \quad (59a)$$

$$\check{\mathfrak{n}}_j = \check{\mathfrak{a}}_j^\dagger \check{\mathfrak{a}}_j = \frac{\mathbf{1} - \sigma_j^z}{2}, \quad j = 2^{L-1}, \dots, 2^L - 1. \quad (59b)$$

With quadratic expressions \mathfrak{h} defined earlier Eq. (28) it may be rewritten using Eq. (29) and Eq. (31)

$$\check{\mathfrak{n}}_j = \frac{\mathbf{1} - \mathfrak{h}_j^z}{2}, \quad j = 1, \dots, 2^L - 1. \quad (60)$$

Tensor product of σ^z is diagonal matrices and eigenvalues η_j of \mathfrak{h}_j^z Eq. (31) for eigenvectors from computational basis can be expressed as

$$\mathfrak{h}_j^z |n_1, \dots, n_m\rangle = \eta_j |n_1, \dots, n_m\rangle, \quad \eta_j = (-1)^{n_j + n_{2j} + n_{2j+1}} \quad (j < 2^{L-1}) \quad (61)$$

and due to simple identity

$$\frac{1 - (-1)^k}{2} = k \pmod{2}$$

eigenvalues of \check{n}_j using Eq. (59) and Eq. (61) can be expressed as

$$\check{n}_j = \begin{cases} (n_j + n_{2j} + n_{2j+1}) \pmod{2}, & j = 1, \dots, 2^{L-1} - 1, \\ n_j, & j = 2^{L-1}, \dots, 2^L - 1 \end{cases} \quad (62)$$

and eigenvalue of \check{N} is

$$\check{N} = \sum_{j=1}^m \check{n}_j \quad (63)$$

Let us consider an example with single creation operator for node k Eq. (57). The positions of units produce some path from root to k . Any triple of nodes in Eq. (62) for $j \neq k$ contains zero or two units and \check{n}_j is only nonzero element in sum Eq. (63), $\check{n}_j = \delta_{jk}$, thus, $\check{N} = 1$.

Let us consider m elements with a single unit in computational basis. Method used above illustrate that $\check{N} = 1$ only for $j = 1$, but $\check{N} = 2$ for $j > 1$ due to second unit in sum Eq. (63), because triple for $k = j \operatorname{div} 2$ in Eq. (62) also contains node j . It may be also checked directly, that for given indexing Eq. (26)

$$|\check{\Xi}_{j',j}^{(2)}\rangle = \check{\mathfrak{a}}_j^\dagger \check{\mathfrak{a}}_{j'}^\dagger |\emptyset\rangle, \quad j = 2, \dots, m = 2^L - 1, \quad j' = j \operatorname{div} 2 \quad (64)$$

is element of computational basis (up to ι) with single unit in position j , see Eq. (46)

$$|\check{\Xi}_{j \div 2, j}^{(2)}\rangle = \check{\mathfrak{a}}_j^\dagger \check{\mathfrak{a}}_{j \div 2}^\dagger |\emptyset\rangle = \iota |j\rangle, \quad j = 2, \dots, m, \quad (65)$$

there notation $j \div 2 = j \operatorname{div} 2$ is used for brevity and both elements in each pair $j \in \{2j', 2j' + 1\}$ are taken into account for $j > 1$. Thus

$$\check{N}|\underline{1}\rangle = |\underline{1}\rangle, \quad \check{N}|\underline{j}\rangle = 2|\underline{j}\rangle, \quad j > 1. \quad (66)$$

However, elements of computational basis with units in both positions $2j'$ and $2j' + 1$ also may be expressed in similar way

$$|\underline{\overset{(2)}{=}}_{2j', 2j'+1}\rangle = \check{\mathbf{a}}_{2j'+1}^\dagger \check{\mathbf{a}}_{2j'}^\dagger |\emptyset\rangle = |2j', 2j' + 1\rangle, \quad j' = 1, \dots, 2^{L-1} - 1, \quad (67)$$

where notation from [1] is used

$$|k, k + 1\rangle = |\underbrace{0 \dots 0}_{k-1} 11 \underbrace{0 \dots 0}_{m-k-2}\rangle. \quad (68)$$

Thus, such a states also belong to subspace corresponding to eigenvalue 2 of operator $\check{\mathbf{N}}$, cf Eq. (66)

$$\check{\mathbf{N}}|2j, 2j + 1\rangle = 2|2j, 2j + 1\rangle, \quad 1 \leq j \leq 2^{L-1} - 1. \quad (69)$$

6 Efficient simulation

Let us start with analogues of efficient classical simulation considered in [18, 19] with calculation of expectation values of generators $\check{\mathbf{e}}_j$ for binary trees using exponential representation of gates $\check{\mathbf{U}}$ with “quadratic” Hamiltonians $\check{\mathbf{H}}$ Eq. (32).

Unitary operators $\pm\check{\mathbf{U}}_{\mathbf{R}} \in \text{SU}(2^m)$ (elements of Spin group) are corresponding to orthogonal matrix \mathbf{R} with property

$$\check{\mathbf{U}}_{\mathbf{R}} \check{\mathbf{e}}_j \check{\mathbf{U}}_{\mathbf{R}}^\dagger = \sum_k \mathbf{R}_{kj} \check{\mathbf{e}}_k, \quad (70)$$

where summation is applied to actually used set of indexes. For binary tree natural choice may include either $k = 1, \dots, 2m + 1$ for $\mathbf{Cl}(2m + 1)$, $\text{Spin}(2m + 1)$ and $\mathbf{R} \in \text{SO}(2m + 1)$ or $k = 2, \dots, 2m + 1$ for $\mathbf{Cl}(2m)$, $\text{Spin}(2m)$ and $\mathbf{R} \in \text{SO}(2m) \subset \text{SO}(2m + 1)$, cf Eq. (27) for $m = 3$.

Here consideration of all generators with $\mathbf{R} \in \text{SO}(2m + 1)$ may be useful, because $\check{\mathbf{e}}_1$ presents in quadratic Hamiltonian in terms for links such as \mathfrak{h}_1^x , \mathfrak{h}_1^y in Eq. (30). However, $\check{\mathbf{e}}_1$ is dropped in constructions with creation and annihilation operators Eq. (47).

Evolution of state due to such unitary operators is $|\phi'\rangle = \check{\mathbf{U}}_{\mathbf{R}}|\phi\rangle$ and expectation value of $\check{\mathbf{e}}_j$ is

$$\langle \phi' | \check{\mathbf{e}}_j | \phi' \rangle = \langle \phi | \check{\mathbf{U}}_{\mathbf{R}}^\dagger \check{\mathbf{e}}_j \check{\mathbf{U}}_{\mathbf{R}} | \phi \rangle = \sum_k \mathbf{R}_{jk} \langle \phi | \check{\mathbf{e}}_k | \phi \rangle, \quad (71)$$

where order of indexes is changed in comparison with Eq. (70) due to inversion $\check{U}_R^\dagger = \check{U}_R^{-1}$. Eq. (71) is the formal algebraic analogue of an equation for matchgates [18] with $R \in \text{SO}(2m)$, but for the different operators \check{U}_R , $\check{\epsilon}_j$ constructed from binary trees instead of linear chain. The quadratic terms were more suitable in [18, 19] and analogues of such expressions also can be introduced

$$\begin{aligned} \langle \phi' | i \check{\epsilon}_{j_1} \check{\epsilon}_{j_2} | \phi' \rangle &= \langle \phi | i \check{U}_R^\dagger \check{\epsilon}_{j_1} \check{\epsilon}_{j_2} \check{U}_R | \phi \rangle = \langle \phi | i (\check{U}_R^\dagger \check{\epsilon}_{j_1} \check{U}_R) (\check{U}_R^\dagger \check{\epsilon}_{j_2} \check{U}_R) | \phi \rangle \\ &= \sum_{k_1 \neq k_2} R_{k_1 j_1} R_{k_2 j_2} \langle \phi | i \check{\epsilon}_{k_1} \check{\epsilon}_{k_2} | \phi \rangle, \end{aligned} \quad (72)$$

where condition $k_1 \neq k_2$ can be used because terms with equal indexes are disappear due to orthogonality of matrix R .

For *terminal* indexes $j = 2^{L-1}, \dots, 2^L - 1$ quadratic terms Eq. (28) can be used for representation of single Pauli matrix Eq. (29), $\mathfrak{h}_j^z = i \check{\epsilon}_{2j} \check{\epsilon}_{2j+1} = \sigma_j^z$ and expectation value is analogue with [18, 19]. However, for *internal* indexes \mathfrak{h}_j^z , $j = 1, \dots, 2^{L-1} - 1$ are product of three Pauli matrices Eq. (31). It may be written

$$\langle \phi' | i \check{\epsilon}_{2j} \check{\epsilon}_{2j+1} | \phi' \rangle = \langle \mathfrak{h}_j^z \rangle = \begin{cases} \langle Z_j Z_{2j} Z_{2j+1} \rangle, & j = 1, \dots, 2^{L-1} - 1, \\ \langle Z_j \rangle, & j = 2^{L-1}, \dots, 2^L - 1 \end{cases} \quad (73)$$

and rewritten in agreement with analogue equation for \check{n}_j Eq. (62)

$$\langle \check{n}_j \rangle = \begin{cases} \langle n_j \oplus n_{2j} \oplus n_{2j+1} \rangle, & j = 1, \dots, 2^{L-1} - 1, \\ \langle n_j \rangle, & j = 2^{L-1}, \dots, 2^L - 1, \end{cases} \quad (74)$$

where $\langle n_j \rangle$ is equal to probability p_1 to measure value 1 for qubit j and \oplus denotes XOR (exclusive OR) operation for binary values

$$\check{n}_j = n_j \oplus n_{2j} \oplus n_{2j+1} = (n_j + n_{2j} + n_{2j+1}) \pmod{2}. \quad (75)$$

For terminal nodes $j = 2^{L-1}, \dots, 2^L - 1$ the result of qubit measurement in computational basis $n_j = \check{n}_j$ can be directly found from Eq. (72). For previous level $\ell = L - 1$ and indexes $j = 2^{L-2}, \dots, 2^{L-1} - 1$ it includes an expression with three terms

$$n_j = \check{n}_j \oplus n_{2j} \oplus n_{2j+1} = \check{n}_j \oplus \check{n}_{2j} \oplus \check{n}_{2j+1},$$

for level $\ell = L - 2$ expression n via \check{n} require seven terms

$$n_j = \check{n}_j \oplus \check{n}_{2j} \oplus \check{n}_{4j} \oplus \check{n}_{4j+1} \oplus \check{n}_{2j+1} \oplus \check{n}_{4j+2} \oplus \check{n}_{4j+3}.$$

For deeper levels $\ell = L - d$ similar expansions produce 2^d terms and so analogue of approach used in [18, 19] can be applied only either to computation of $\langle \check{n}_j \rangle$ or to measurements of separate qubits for terminal nodes.

For internal nodes with level $\ell < L$ even for single qubit measurement outcome should be used more complicated approach similar with applied to multi-qubit outputs in a standard case [20], but with measurement of $2^{\ell-l}$ quantum “binary variables” \check{n}_j expressed as XOR operations with qubit values. Thus, despite of some resemblance with matchgate circuits the effective modeling with binary trees devotes special consideration.

Together with possible difficulties for internal nodes it has specific advantages for terminal qubits. Linear combinations of quadratic Hamiltonians Eq. (29) may generate arbitrary rotation and, thus, expectation values $\langle Z_j \rangle$ in computational basis Eq. (73) can be extended for efficient simulation of qubit measurement “along any axis.”

A pair of terminal qubits with indexes $2j, 2j + 1$ have common parent $j = 2^{\ell-2}, \dots, 2^{\ell-1} - 1$. Let us show, that for parent qubit fixed in state $|0\rangle$ any transformation from SU(4) group may be implemented using only quadratic Hamiltonian. The construction with auxiliary qubit uses isomorphism between SU(4) and Spin(6) and similar with a method discussed in [21].

Let us extend a simpler example $L = 2, m = 3$ Eq. (27) to write seven generators associated with the “terminal triple” of qubits with parent node $2^{\ell-2} \leq j < 2^{\ell-1}$ for arbitrary $L \geq 2$

$$\begin{aligned} \check{\mathfrak{e}}_j &= \mathfrak{r}_j \sigma_j^z, & \check{\mathfrak{e}}_{2j} &= \mathfrak{r}_j \sigma_j^x \sigma_{2j}^z, & \check{\mathfrak{e}}_{2j+1} &= \mathfrak{r}_j \sigma_j^y \sigma_{2j+1}^z, \\ & & \check{\mathfrak{e}}_{4j} &= \mathfrak{r}_j \sigma_j^x \sigma_{2j}^x, & \check{\mathfrak{e}}_{4j+2} &= \mathfrak{r}_j \sigma_j^y \sigma_{2j+1}^x, \\ \check{\mathfrak{e}}_{4j+1} &= \mathfrak{r}_j \sigma_j^x \sigma_{2j}^y, & & & \check{\mathfrak{e}}_{4j+3} &= \mathfrak{r}_j \sigma_j^y \sigma_{2j+1}^y. \end{aligned} \quad (76)$$

Products of two generators Eq. (76) produces 21 different terms, but only 15 of them do not change parent qubit with state $|0\rangle$

$$\sigma_{2j}^\mu, \quad \sigma_{2j+1}^\nu, \quad \sigma_j^z \sigma_{2j}^\mu \sigma_{2j+1}^\nu, \quad \mu, \nu = x, y, z. \quad (77)$$

The linear combinations of analogues of terms Eq. (77) without multiplier σ_j^z would produce arbitrary traceless Hamiltonian for two qubits, but σ^z acts as

identity on state $|0\rangle$ and so terms Eq. (77) also may generate arbitrary $SU(4)$ transformation of two terminal qubits if common parent qubit is $|0\rangle$. \square

Let us now consider construction of gates $\check{\mathcal{U}}$ Eq. (55) generated by quadratic combinations Eq. (53) of ladder operators $\check{\mathfrak{a}}_j$ and $\check{\mathfrak{a}}_k^\dagger$ Eq. (47) for binary tree. For such a case instead of Eq. (70) an auxiliary matrix $U \in SU(m)$ can be introduced for operators $\pm\check{\mathcal{U}}_U \in SU(2^m)$ with formal analogue of well-known relations for ladder operators [1, 13]

$$\check{\mathcal{U}}_U \check{\mathfrak{a}}_k \check{\mathcal{U}}_U^\dagger = \sum_{j=1}^m U_{kj} \check{\mathfrak{a}}_j, \quad \check{\mathcal{U}}_U \check{\mathfrak{a}}_k^\dagger \check{\mathcal{U}}_U^\dagger = \sum_{j=1}^m U_{jk}^\dagger \check{\mathfrak{a}}_j^\dagger, \quad (78)$$

where \bar{U}_{kj} is complex conjugation of coefficients and $U^\dagger = U^{-1}$ for unitary matrix U .

A “path-state” $|\check{k}\rangle$ Eq. (57) satisfies an analogue of equations used in [1] for $|k\rangle$ Eq. (46) up to trivial change of variables, *i.e.*

$$\check{\mathcal{U}}_U |\check{k}\rangle = \check{\mathcal{U}}_U \check{\mathfrak{a}}_k^\dagger |\emptyset\rangle = \check{\mathcal{U}}_U \check{\mathfrak{a}}_k^\dagger \check{\mathcal{U}}_U^\dagger |\emptyset\rangle = \sum_{l=1}^m U_{lk}^\dagger \check{\mathfrak{a}}_l^\dagger |\emptyset\rangle = \sum_{l=1}^m U_{lk}^\dagger |\check{l}\rangle. \quad (79)$$

Let us consider linear superposition of path states $|\check{\chi}\rangle = \sum_{k=1}^m \chi_k |\check{k}\rangle$

$$\check{\mathcal{U}}_U |\check{\chi}\rangle = \check{\mathcal{U}}_U \sum_{k=1}^m \chi_k |\check{k}\rangle = \sum_{l,k=1}^m U_{lk}^\dagger \chi_k |\check{l}\rangle \equiv \sum_{l=1}^m \chi'_l |\check{l}\rangle, \quad \chi'_l \doteq \sum_{k=1}^m U_{lk}^\dagger \chi_k. \quad (80)$$

The Eq. (80) for “single-path” states ($\check{N} = 1$) is similar with evolution of “single-particle” case ($N^z = 1$) for *qubit chain* [1], but for all nodes except of root in *binary qubit tree* $|\check{k}\rangle$ belongs to $\check{N} = 2$ subspace due to Eq. (66). However, the same subspace also includes pairs $|2j, 2j+1\rangle$ Eq. (66) and an analogy with “two-particle” case is also relevant.

For Hamiltonian respecting \mathbf{N} the consideration of “number-preserving” subspaces is natural for models of state transfer in quantum chains [1, 22]. In such a case two-qubit state were decomposed into three parts:

$$|\psi\rangle = \underbrace{c_{00}|00\rangle}_{\check{N}=0} + \underbrace{c_{01}|01\rangle + c_{10}|10\rangle}_{\check{N}=2} + \underbrace{c_{11}|11\rangle}_{\check{N}=2}, \quad (81)$$

but terms with $N = 1$ and $N = 2$ in Eq. (81) in binary tree for pairs of nodes $2j, 2j + 1$ ($0 < j < 2^{L-1}$) are belong to the same subspace $\check{N} = 2$, and, furthermore, $N = \check{N} = 0$ is not affected by \check{U} Eq. (55) for state transfer.

For two consequent indexes $2j, 2j + 1$ three terms with $N \neq 0$ ($\check{N} = 2$) in Eq. (81) are generated by applications to $|\emptyset\rangle$ different pairs of operators between the same triple $\check{\mathbf{a}}_j^\dagger, \check{\mathbf{a}}_{2j}^\dagger$ and $\check{\mathbf{a}}_{2j+1}^\dagger$ due to Eq. (65) and Eq. (67). Thus, result of perfect transfer of such two-qubit pair into new position $2k, 2k + 1$ indexes by operator \check{U}_U should correspond to unitary matrix U with simple constrains on three elements

$$|U_{jk}| = |U_{2j,2k}| = |U_{2j+1,2k+1}| = 1. \quad (82)$$

For consideration of perfect transfer with single qubit one condition in Eq. (82) may be superfluous.

The example illustrates possibility of exponential decrease of model dimension from 2^m to m , but the construction of U with a sequence of steps or appropriate Hamiltonians devotes separate consideration elsewhere. Even reduced problem is more difficult than analogue example for qubit chain because of less trivial structure of graph itself and more complicated properties of modified operators such as $\check{\mathbf{a}}$ and $\check{\mathbf{a}}^\dagger$.

References

- [1] A. Yu. Vlasov, “Effective simulation of state distribution in qubit chains,” [arXiv:1708.07439](https://arxiv.org/abs/1708.07439) [quant-ph]; *Quantum Inf. Process.* **17**, 269 (2018).
- [2] S. Backens, A. Shnirman, and Yu. Makhlin, “Jordan-Wigner transformations for tree structures,” [arXiv:1810.02590](https://arxiv.org/abs/1810.02590) [cond-mat]; *Scientific Reports* **9**, 2598 (2019).
- [3] A. M. Szczerba, “Spins and fermions on arbitrary lattices,” *Comm. Math. Phys.* **98**, 513–524 (1985).
- [4] T. Ried, “Jordan-Wigner transformations and quantum spin systems on graphs,” Master’s Thesis, Technische Universität München (2013).
- [5] M. Steudtner and S. Wehner, “Quantum codes for quantum simulation of fermions on a square lattice of qubits,” [arXiv:1810.02681](https://arxiv.org/abs/1810.02681) [quant-ph]; *Phys. Rev. A* **99**, 022308 (2019).

- [6] Z. Jiang, A. Kalev, W. Mruczkiewicz, and H. Neven, “Optimal fermion-to-qubit mapping via ternary trees with applications to reduced quantum states learning,” [arXiv:1910.10746](#) [quant-ph].
- [7] J. E. Gilbert and M. A. M. Murray, *Clifford Algebras and Dirac Operators in Harmonic Analysis* (Cambridge University Press, Cambridge, 1991).
- [8] I. R. Porteous, *Clifford Algebras and the Classical Groups* (Cambridge University Press, Cambridge, 1995).
- [9] P. Jordan and E. Wigner, “Über das Paulische Äquivalenzverbot,” *Zeitschrift für Physik* **47**, 631–651 (1928).
- [10] A. Yu. Vlasov, “Clifford algebras and universal sets of quantum gates,” [arXiv:quant-ph/0010071](#); *Phys. Rev. A* **63**, 054302 (2001).
- [11] D. P. DiVincenzo, “Two-bit gates are universal for quantum computation,” *Phys. Rev. A* **51**, 1015 – 1022 (1995).
- [12] L. G. Valiant, “Quantum computers that can be simulated classically in polynomial time,” *Proc. 33rd Annual ACM STOC*, 114–123 (2001).
- [13] B. M. Terhal and D. P. DiVincenzo, “Classical simulation of noninteracting-fermion quantum circuits,” [arXiv:quant-ph/0108010](#); *Phys. Rev. A* **65**, 032325 (2002).
- [14] D. E. Knuth, *The art of computer programming*, v.1, 3rd ed., (Addison-Wesley, Reading, MA, 1997).
- [15] R. Garnier and J. Taylor, *Discrete Mathematics*, 3rd ed., (CRC Press, New York, NY, 2009).
- [16] J. H. Conway, *Regular algebra and finite machines*, (Chapman and Hall, London, 1971).
- [17] M. Sipser, *Introduction to the theory of computation*, 3rd ed., (Cengage, Boston, MA, 2012).
- [18] R. Jozsa and A. Miyake, “Matchgates and classical simulation of quantum circuits,” [arXiv:0804.4050](#) [quant-ph]; *Proc. R. Soc. London, Ser. A* **464**, 3089–3106 (2008).

- [19] R. Jozsa, B. Kraus, A. Miyake, and J. Watrous, “Matchgate and space-bounded quantum computations are equivalent,” [arXiv:0908.1467](#) [quant-ph]; *Proc. R. Soc. London, Ser. A* **466**, 809–830 (2010).
- [20] D. J. Brod, “Efficient classical simulation of matchgate circuits with generalized inputs and measurements,” [arXiv:1602.03539](#) [quant-ph]; *Phys. Rev. A* **93**, 062332 (2016).
- [21] A. Yu. Vlasov, “Quantum circuits and Spin(3n) groups,” [arXiv:1311.1666](#) [quant-ph]; *Quant. Inf. Comp.* **15**, 235–259 (2015).
- [22] S. Lorenzo, T. J. G. Apollaro, S. Paganelli, G. M. Palma, and F. Plastina, “Transfer of arbitrary two-qubit states via a spin chain,” [arXiv:1502.02458](#) [quant-ph]; *Phys. Rev. A* **91**, 042321 (2015).