

ACCURATE MODELLING OF THE LOW-ORDER SECONDARY RESONANCES IN THE SPIN-ORBIT PROBLEM

IOANNIS GKOLIAS, CHRISTOS EFTHYMIPOULOS, ALESSANDRA CELLETTI,
AND GIUSEPPE PUCACCO

ABSTRACT. We provide an analytical approximation to the dynamics in each of the three most important low order secondary resonances (1:1, 2:1, and 3:1) bifurcating from the synchronous primary resonance in the gravitational spin-orbit problem. To this end we extend the perturbative approach introduced in [10], based on normal form series computations. This allows to recover analytically all non-trivial features of the phase space topology and bifurcations associated with these resonances. Applications include the characterization of spin states of irregular planetary satellites or double systems of minor bodies with irregular shapes. The key ingredients of our method are: i) the use of a *detuning* parameter measuring the distance from the exact resonance, and ii) an efficient scheme to ‘*book-keep*’ the series terms, which allows to simultaneously treat all small parameters entering the problem. Explicit formulas are provided for each secondary resonance, yielding i) the time evolution of the spin state, ii) the form of phase portraits, iii) initial conditions and stability for periodic solutions, and iv) bifurcation diagrams associated with the periodic orbits. We give also error estimates of the method, based on analyzing the asymptotic behavior of the remainder of the normal form series.

Keywords. Normal form – primary and secondary resonances – spin–orbit problem.

1. INTRODUCTION

The study of resonant configurations is of primary importance in many astronomical problems. One of the most frequently observed commensurabilities in our Solar system is that between the orbital and the rotational period of natural satellites. Our Moon, for example, is locked in a synchronous (1:1) spin-orbit resonance and this is probably the case also for all large planetary satellites. In a simple spin-orbit coupling model, the dynamics about the synchronous resonance can be described with a pendulum approximation. The phase-space is separated by a separatrix into a rotation and a libration domain. The frequency of the librations is determined to a first-order approximation by the shape of the satellite. For particular values of the *asphericity* parameter, used to measure the divergence of the real shape from a sphere, this frequency can become resonant with the orbital frequency. This situation, known as a *secondary resonance*,

creates a non-trivial topology in the synchronous resonance librational domain which has to be studied further.

In astronomical literature, examples of the study of secondary resonances around the synchronous primary resonance are motivated by possible connections to the problem of tidal evolution of systems such as a satellite with aspherical shape around a planet, or a double configuration of minor bodies (e.g. asteroids) where one or both bodies have irregular shapes. An example of the former case is Enceladus: it was originally conjectured ([30]) that the asphericity ratio of this satellite would make possible a past temporary trapping into the 3:1 secondary resonance located within the synchronous spin-orbit resonance with Saturn. Such a scenario would justify an amount of tidal heating substantially larger than far from the secondary resonance. The efficiency of this scenario was questioned as Cassini's observations reduced Enceladus' estimated asphericity closer to $\varepsilon \approx 1/4$ rather than $1/3$ ([25]; see the review by [21]). On the other hand, the overall role that secondary resonances could have played for the tidal evolution of planetary satellites towards their final synchronous state is a largely open problem. As regards minor planetary satellites or double minor bodies (e.g. double asteroids), exploration of the subject is still bounded by the scarcity of observations (see e.g. [26]). A question of central interest regards predicting changes in the *stability* character of a certain spin 'mode' (or periodic orbit) associated with a resonance, as the main parameters of the problem (eccentricity, asphericity) are varied. Varying the parameters leads to bifurcations of new periodic orbits, accompanied by a change of stability of their parent orbits. For secondary resonances $l : k$ of order $|l| + |k| > 4$, such bifurcations are described by a general theory (see, for example, [1]). Instead, for low order resonances ($2 \leq |l| + |k| \leq 4$) such transitions are case-dependent, and they lead to important changes in the topology of the phase portrait in the neighbourhood of one resonance. Besides theoretical interest in modelling these cases, the determination of stability of the various resonant modes can be useful to the interpretation of observations. An additional motivation stems from the need for precise models of spin-orbit motion in connection with future planned missions to double minor body systems.

With the above applications in mind, in the present paper we discuss the implementation of our method recently introduced in [10] with the aim to provide an *analytical modelling* allowing to fully reproduce the dynamics of the 3:1, 2:1 and 1:1 secondary resonances around the synchronous primary spin orbit resonance. Besides demonstrating the ability to analytically deal with all peculiarities encountered in the phase space features

and bifurcation properties of these secondary resonances, the provision of analytical formulas with high precision is of practical utility, as it can substitute expensive numerical treatments with practically no loss of accuracy. In fact, we make an analysis of the error introduced in our approximation, based on well known methods used in asymptotic analysis of series expansions in classical perturbation theory. More precisely, after computing a Hamiltonian normal form for the secondary resonance, we measure the goodness of the approximation by the estimate of the *remainder function*, whose size is determined by two principal factors: i) the way we ‘book-keep’ the series terms including the *detuning* as a small parameter in the series (see section 2 below), and ii) the accumulation of small divisors in the series terms. The typical behavior of the size of the remainder is that it decreases up to a certain order and then it increases. The order at which the size of the remainder attains its minimum is called the *optimal order* of the normal form. In this work we outline a procedure to estimate the optimal order, and hence obtain explicit estimates of the error of our analytical approximation. In fact, a key result is that our normal form construction, albeit non-standard in the way we ‘book-keep’ the Hamiltonian terms, still exhibits the desired asymptotic behavior of more conventional constructions, as, e.g., multivariate series in powers of more than one small parameters (see for example [27]).

The paper is organized as follows. The general problem is introduced in section 2. The normalization process is discussed in a general setting in section 3, along with a demonstration of how estimates of the errors follow from an asymptotic analysis of the normal form’s remainder. The specific application to the description of secondary resonances in the spin-orbit problem is given in section 4, with concrete applications to the 1:1, 2:1 and 3:1 secondary resonances. Error analysis for each secondary resonance is discussed in section 5. Our results are summarised in section 6. Explicit formulas for use in analytic computations are provided in the Appendix.

2. HAMILTONIAN OF THE SPIN-ORBIT PROBLEM

The Hamiltonian describing the orbital and rotational coupling of a satellite in a Keplerian orbit, rotating about one of its primary axes of inertia, which is assumed perpendicular to the orbital plane, is given by [11, 23, 4]:

$$H(p_\theta, \theta, t) = \frac{p_\theta^2}{2} - \nu^2 \frac{\varepsilon^2}{4} \frac{a^3}{r^3(t)} \cos(2\theta - 2f(t)) , \quad (1)$$

where θ is the angle formed by the largest physical axis of the satellite and the orbit apsis line, a is the orbit's semi-major axis, ν is the orbital frequency, f the true anomaly, r the distance between the two bodies and ε the *asphericity* parameter defined as:

$$\varepsilon = \sqrt{\frac{3(B-A)}{C}}, \quad (2)$$

where A, B, C are the moments of inertia of the satellite (C is the one corresponding to the rotational axis), and we assume $A \leq B \leq C$ (see [16] for a discretized version, [5] for a dissipative version of the spin-orbit equation).

We choose units such that $a = \nu = 1$. Both the true anomaly $f = f(t)$ and the orbital radius $r = r(t)$ are known functions of the time and can be expanded in Fourier series. Therefore, making explicit the time dependence, the spin-orbit Hamiltonian takes the form:

$$H(p_\theta, \theta, t) = \frac{p_\theta^2}{2} - \frac{\varepsilon^2}{4} \sum_{m \neq 0, m=-\infty}^{m=\infty} W\left(\frac{m}{2}, e\right) \cos(2\theta - mt), \quad (3)$$

where the coefficients $W = W\left(\frac{m}{2}, e\right)$ are the classical G functions of [15] and they are series in the eccentricity of order $e^{|m-2|}$ ([3]):

$$\begin{aligned} W\left(\frac{1}{2}, e\right) &= -\frac{e}{2} + \frac{e^3}{16} + \mathcal{O}(e^5), \\ W(1, e) &= 1 - \frac{5}{2}e^2 + \frac{13}{16}e^4 + \mathcal{O}(e^6), \\ W\left(\frac{3}{2}, e\right) &= \frac{7}{2}e - \frac{123}{16}e^3 + \mathcal{O}(e^5) \end{aligned}$$

We consider now an extended phase-space by introducing a *dummy* action p_2 , conjugated to the time variable with frequency equal to the orbital frequency (which is equal to 1). The extended Hamiltonian reads as

$$H(p_1, p_2, q_1, q_2) = \frac{p_1^2}{2} + p_2 - \frac{\varepsilon^2}{4} \sum_{m \neq 0, m=-\infty}^{m=\infty} W\left(\frac{m}{2}, e\right) \cos(2q_1 - mq_2).$$

Introducing the *resonant angle*

$$\psi = q_1 - \frac{p}{q}q_2$$

through the canonical transformation

$$p_1 = p_\psi + \frac{p}{q} \quad p_2 = p_\phi - \frac{p}{q}p_\psi \quad \psi = q_1 - \frac{p}{q}q_2 \quad \phi = q_2 \quad (4)$$

for some p, q integers, the Hamiltonian takes the form

$$H = p_\phi + \frac{p_\psi^2}{2} - \frac{\varepsilon^2}{4} \sum_{m \neq 0, m=-\infty}^{m=\infty} W\left(\frac{m}{2}, e\right) \cos(2\psi + (2(p/q) - m)\phi). \quad (5)$$

The ratio p/q in (4) is chosen according to which primary resonance we are interested in studying. For $m = 2(p/q)$ the angle ϕ vanishes from the arguments of the trigonometric terms and the Hamiltonian takes the form:

$$H = p_\phi + \frac{p_\psi^2}{2} - \frac{\varepsilon^2}{4} W\left(\frac{p}{q}, e\right) \cos(2\psi) + H_{\text{nonres}}. \quad (6)$$

We remark that the resonant part of the Hamiltonian (6) is the sum of the dummy action p_ϕ and a pendulum-like Hamiltonian in the resonant angle ψ .

For the synchronous (1:1) resonance the transformation (4) reads as

$$p_1 = p_\psi + 1, \quad p_2 = p_\phi - p_\psi, \quad \psi = q_1 - q_2, \quad \phi = q_2,$$

and the resonant part of the Hamiltonian is

$$H_{\text{res}} = p_\phi + \frac{p_\psi^2}{2} - \frac{\varepsilon^2}{4} W(1, e) \cos(2\psi), \quad (7)$$

where $W(1, e) = 1 - \frac{5}{2}e^2 + \frac{13}{16}e^4 + \dots$. To describe the librations around the primary resonance, through the Taylor series $\cos(2\psi) = 1 - 2\psi^2 + \dots$, we get the Hamiltonian:

$$H = p_\phi + \frac{p_\psi^2}{2} + \frac{\varepsilon^2}{2} \psi^2 + H_{\text{pert}}(\psi, \phi; e, \varepsilon), \quad (8)$$

where, H_{pert} is polynomial in ψ .

The integrable part of the Hamiltonian introduces the *unperturbed* frequencies $\omega_1 = 1, \omega_2 = \varepsilon$. Finally, we introduce the action angle variables (J, u) through

$$\psi = \sqrt{\frac{2J}{\varepsilon}} \sin u, \quad p_\psi = \sqrt{2J\varepsilon} \cos u, \quad J_\phi = p_\phi, \quad (9)$$

which brings our Hamiltonian into the following form:

$$H = J_\phi + \varepsilon J + H_{\text{pert}}(J, u, \phi; e, \varepsilon). \quad (10)$$

The perturbing part H_{pert} is a Fourier series in u, ϕ of the form

$$H_{\text{pert}}(J, u, \phi; e, \varepsilon) = \sum_{k_0, k_1, k_2} c_{k_0 k_1 k_2}(e, \varepsilon) J^{\frac{k_0}{2}} e^{i(k_1 u + k_2 \phi)}, \quad k_0, k_1, k_2 \in \mathbb{N}.$$

3. GENERAL NORMAL FORM THEORY

In this section we discuss our proposed canonical normalization procedure and generalise our method for the study of an arbitrary order secondary resonance appearing in the vicinity of a primary resonance that can be described locally by a pendulum approximation. First we assume a Hamiltonian model which has the form (10). Then, we introduce the main ingredients that will be used to compute the normal form: the introduction of a detuning term, measuring the distance from the exact resonance, and the ordering

of different terms through a book-keeping parameter. Finally, we discuss how to obtain error estimates based on an optimal normalisation order in our construction.

3.1. The Hamiltonian. Consider a general Hamiltonian system with 2 d.o.f., depending on a set of M control parameters c_α $\alpha = 1, \dots, M$, which are associated with the specific nature of the problem. Let $(J_1, J_2, \phi_1, \phi_2)$ denote action-angle variables with $(J_1, J_2) \in \mathbb{R}^2$, $(\phi_1, \phi_2) \in \mathbb{T}^2$. We consider a Hamiltonian function of the form

$$H(J_1, J_2, \phi_1, \phi_2; c_\alpha) = \sum_{j_1, j_2, k_1, k_2 \in \mathbb{Z}} a_{j_1 j_2 k_1 k_2}(c_\alpha) J_1^{j_1/2} J_2^{j_2/2} e^{i(k_1 \phi_1 + k_2 \phi_2)}, \quad (11)$$

where $a_{j_1 j_2 k_1 k_2}$ are real coefficients depending on the control parameters. According to [22], we introduce the following definition.

Definition 1. *The Hamiltonian (11) is said to have the D'Alembert character, whenever for $j_1, j_2 \in \mathbb{N}$, $k_1, k_2 \in \mathbb{Z}$, the following conditions are satisfied:*

$$j_a \geq |k_a|, j_a = |k_a| \pmod{2}, \quad a = 1, 2. \quad (12)$$

As showed in [22], the Hamiltonian (11) is derived from a power series of the form $\sum b_{k_1 k_2 \ell_1 \ell_2} p_1^{k_1} p_2^{k_2} q_1^{\ell_1} q_2^{\ell_2}$, setting $p_k = (2J_k)^{1/2} \cos \phi_k$, $q_k = (2J_k)^{1/2} \sin \phi_k$, if and only if (11) has the D'Alembert character. It is useful to note here that in the derived power series p_k and q_k appear only in positive integer powers, i.e. $k_1, k_2, \ell_1, \ell_2 \in \mathbb{N}$.

3.2. Detuning. The class of Hamiltonian systems described by (11) includes nearly-integrable systems, provided one identifies an integrable part and assuming that the remaining terms are *small* in some sense. A typical example which naturally comes out when reducing the system around a given resonance is represented by a Hamiltonian function which is linear in the actions. This means that (11) should admit linear terms independent of the angles, taking the form

$$H_0(J_1, J_2) = \omega_1 J_1 + \omega_2 J_2, \quad (13)$$

where $\omega_a \in \mathbb{R}$, $a = 1, 2$, denote the *unperturbed* frequencies associated with oscillations in the (q_1, p_1) and (q_2, p_2) planes. We will focus on the case in which there exists a near (albeit not necessarily exact) commensurability between the unperturbed frequencies, which can be expressed in the form

$$\frac{\omega_1}{\omega_2} - \frac{k}{\ell} \equiv \delta, \quad (14)$$

where $k, \ell \in \mathbb{Z}$, and δ is a small real parameter which we refer to as the *detuning* (see [28, 17, 18]). It is important to notice that, in this generic case, the resonance is in

principle absent from the unperturbed dynamics, but it can appear in the perturbed system, once it is *triggered* by the non-linear, higher-order coupling terms. Low-order nearly-resonant ratios (namely those with $|k| + |\ell| \leq 4$) deserve particular attention, since they generate several interesting phenomena which will be examined in the following sections.

Having fixed a given k/ℓ (nearly) resonance as in (14), a normalization process can be implemented to transform the original Hamiltonian (11) into a *normal form*. As detailed in Section 3.4, the standard approach is that in which the normal form is constructed by imposing the conservation of the linear part (13). A resonant k/ℓ normal form is more generically set-up under the hypothesis that the condition (14) is satisfied with $\delta = 0$, while the small term proportional to the detuning is considered as part of the perturbation.

3.3. Book-keeping. The Hamiltonian (11) is a series expansion whose terms are characterized by three different small parameter scales: they are respectively associated with the action variables J_a (giving the amplitude of the motion), (a subset of) the coupling parameters c_α and the detuning δ . Powers of each of these quantities appear in the series expansions of the original and transformed Hamiltonians. Since the normalization is not a unique process, as different strategies can be adopted according to various ordering of the terms, it is very useful to use a single parameter, which is able to deal with all sets of small quantities at the same time. According, e.g., to [8], we introduce a *book-keeping* parameter λ , which determines the ordering of the various terms in (11) by means of suitable substitution rules. Applying such rules, the decrease in size of each term will be naturally related to increasing powers of λ .

The rules for assigning the book-keeping parameter to the set of the action coordinates, the small control parameters, and the detuning are implemented as follows:

1. Scaling of the action variables J_a is the usual procedure to account for the ordering of terms of different powers in the amplitude of motion. In view of the role played by the linear terms in (13) and the fact that in the expansion there can be altogether smaller action terms with exponents $j_a \leq 1$, the natural choice is to perform the following scaling for powers of the actions:

$$J_a^{j_a} \rightarrow \lambda^{\max[2j_a-2,0]} J_a^{j_a} \quad , \quad a = 1, 2 \quad , \quad (15)$$

where $\max[q, 0]$ denotes the greatest between the relative integer q and zero. This choice reflects a natural scaling of the oscillating phase-space variables, which transforms as half-integer powers of J_a .

2. Concerning the coupling parameters, we can simplify the discussion by making the assumption that among the c_α , $\alpha = 1, \dots, M$, only one of them is small with respect to the others and we call it c_S . In the example of the Hamiltonian (10), the role of the small parameter is played by the eccentricity e . We decide to rescale the small parameter c_S as

$$c_S \rightarrow \lambda c_S . \quad (16)$$

We stress that in case of more small parameters (e.g., the eccentricity and the inclination) the rescaling can be conveniently applied to all small control parameters.

3. The detuning parameter introduced in (14) is assumed to be small. Therefore, the natural choice is the substitution

$$\delta \rightarrow \lambda \delta . \quad (17)$$

We recall that in general the parameter δ may appear not only in the linear part (13), but also within higher-order terms.

Applying the three rules described before to the Hamiltonian (11) and rescaling time according to $t \rightarrow \frac{\omega_2}{\ell} t$, the *book-kept* Hamiltonian takes the form

$$H = kJ_1 + \ell J_2 + \lambda \ell \delta J_2 + \sum_i \lambda^i H_i(J_1, J_2, \phi_1, \phi_2; c_\alpha, \delta) , \quad (18)$$

where H_i , $i \geq 1$, denote terms of progressively higher order in λ .

Remark 2. *We remark that λ is a symbol appearing at all orders of the expansions; once the normalization procedure is completed, the value of λ is set to one, thus losing any quantitative meaning. Nevertheless, powers of λ allow us to group different terms in all expansions according to their corresponding order of smallness. Moreover, the notation \mathcal{O}_s indicates a series of terms of powers s or higher in the book-keeping parameter λ .*

3.4. Canonical normalization. The normalisation approach implemented on the Hamiltonian (18) consists of finding a change of variables from $(J_1, J_2, \phi_1, \phi_2)$ to a new set of coordinates, such that the new Hamiltonian is in resonant normal form up to high orders in the book-keeping parameter. The normalization can be achieved through different

approaches; here we choose to implement the so-called Hori-Deprit method (see, e.g., [14, 6, 9]), which is based on Lie series transformations.

The method consists in finding a sequence of canonical transformations close to the identity, so that the initial coordinates $(J_1, J_2, \phi_1, \phi_2) \equiv (J_1^{(0)}, J_2^{(0)}, \phi_1^{(0)}, \phi_2^{(0)})$ are successively transformed as

$$(J_1^{(0)}, J_2^{(0)}, \phi_1^{(0)}, \phi_2^{(0)}) \rightarrow (J_1^{(1)}, J_2^{(1)}, \phi_1^{(1)}, \phi_2^{(1)}) \rightarrow (J_1^{(2)}, J_2^{(2)}, \phi_1^{(2)}, \phi_2^{(2)}) \dots \quad (19)$$

The sequence of transformations are determined in such a way that the transformed Hamiltonian after n normalization steps $H^{(n)}$ takes the form

$$H^{(n)} = Z_0 + \lambda Z_1 + \dots + \lambda^n Z_n + \lambda^{n+1} H_{n+1}^{(n)} + \lambda^{n+2} H_{n+2}^{(n)} + \mathcal{O}_{n+3}, \quad (20)$$

where λ denotes the book-keeping parameter. We refer to the *normal form* part of the Hamiltonian (20) as the function

$$Z^{(n)} = Z_0 + \lambda Z_1 + \dots + \lambda^n Z_n, \quad (21)$$

which depends just on the actions in the non-resonant case, or on the actions and on suitable combinations of the angles in the resonant case. The functions Z_j are determined recursively, together with the generating functions of the Lie canonical transformation by solving suitable homological equations. With reference to (20), we define the *remainder* function after n normalisation steps as the quantity

$$R^{(n)} = \lambda^{n+1} H_{n+1}^{(n)} + \lambda^{n+2} H_{n+2}^{(n)} + \mathcal{O}_{n+3}. \quad (22)$$

The size of $R^{(n)}$ gives a measure of the difference between the true dynamics and that provided by the normal form $Z^{(n)}$, thus yielding the size of the error of the normal form approach at the order n (see subsection 3.8 and Section 5).

Using the Hori-Deprit method, the changes of coordinates (19) are determined using a sequence of Lie generating functions. Normalizing up to the order n , we consider the generating functions $\chi_1, \chi_2, \dots, \chi_n$, such that

$$\begin{aligned} J_1 &= \exp(L_{\chi_n}) \exp(L_{\chi_{n-1}}) \dots \exp(L_{\chi_1}) J_1^{(n)} \\ J_2 &= \exp(L_{\chi_n}) \exp(L_{\chi_{n-1}}) \dots \exp(L_{\chi_1}) J_2^{(n)} \\ \phi_1 &= \exp(L_{\chi_n}) \exp(L_{\chi_{n-1}}) \dots \exp(L_{\chi_1}) \phi_1^{(n)} \\ \phi_2 &= \exp(L_{\chi_n}) \exp(L_{\chi_{n-1}}) \dots \exp(L_{\chi_1}) \phi_2^{(n)}, \end{aligned} \quad (23)$$

where L_χ denotes the Poisson bracket operator,

$$L_\chi(\cdot) \equiv \{\cdot, \chi\}$$

and the exponential is defined as

$$\exp(L_\chi) = \sum_{k=0}^{\infty} \frac{1}{k!} L_\chi^k . \quad (24)$$

In practice, one needs to retain a finite number N of terms in (22), with $N > n$. N will be referred to as the *truncation order*. Upon the transformation of coordinates (23), the Hamiltonian becomes

$$H^{(n)} = \exp(L_{\chi_n}) \exp(L_{\chi_{n-1}}) \dots \exp(L_{\chi_2}) \exp(L_{\chi_1}) H^{(0)} . \quad (25)$$

We remark that this Hamiltonian is composed of the n -th order normal form and $N - n$ consecutive terms of the remainder series.

The generating functions χ_j , $j = 1, 2, \dots, n$ are determined recursively by solving, at the r -th step of the normalization procedure, the following *homological equation*:

$$\{Z_0, \chi_{r+1}\} + \lambda^{r+1} h_{r+1}^{(r)} = 0 . \quad (26)$$

The function $Z_0 = kJ_1 + \ell J_2$ is named the *kernel* of the normalization procedure, while the function $h_{r+1}^{(r)}$ is composed of all terms of $H_{r+1}^{(r)}$, whose Poisson bracket with Z_0 is different from zero. In this way we obtain the function $Z^{(r+1)} = H_{r+1}^{(r)} - h_{r+1}^{(r)}$ (see [14], [6], [8] for further details).

The functions $h_{r+1}^{(r)}$, $r = 1, 2, \dots, n$ can be written as the Fourier sum

$$h_{r+1}^{(r)} = \sum_{k_1, k_2 \notin \mathcal{M}} b_{r+1, (k_1, k_2)}^{(r)}(J_1, J_2) e^{i(k_1 \phi_1 + k_2 \phi_2)} ,$$

where

$$\mathcal{M} = \{\mathbf{k} \equiv (k_1, k_2) : k_1 k - k_2 \ell = 0\}$$

is the *resonant module*. Thus, the solution of the homological equation can be written as

$$\chi_{r+1} = \sum_{k_1, k_2 \notin \mathcal{M}} \frac{b_{r+1, (k_1, k_2)}^{(r)}(J_1, J_2)}{k_1 k - k_2 \ell} e^{i(k_1 \phi_1 + k_2 \phi_2)} .$$

By implementing the above procedure, at each step we obtain a new Hamiltonian

$$H^{(r+1)} = \exp L_{\chi_{r+1}} H^{(r)} ,$$

which is normalized up to the order $r + 1$:

$$H^{(r+1)} = Z_0 + \lambda Z_1 + \dots + \lambda^r Z_r + \lambda^{r+1} Z_{r+1} + \lambda^{r+2} H_{r+2}^{(r+1)} + \mathcal{O}_{r+3} .$$

Remark 3. *The functions $H^{(r)}$ depend on the transformed variables $\phi^{(r)}, J^{(r)}$. For simplicity of notation, we hereafter avoid superscripts in the notation of canonical variables,*

assuming correspondence with the order of normalization which is provided whenever needed.

In the non-resonant case, the function Z_0 depends only on J_1, J_2 , while in the resonant case the normal form depends also on the combination of the angles $\ell\phi_1 - k\phi_2$. This leads to introduce in a natural way another set of canonical variables $(J_F, J_R, \phi_F, \phi_R)$ for the resonant Hamiltonian, defined as

$$\phi_1 \rightarrow \phi_R + \frac{k}{\ell}\phi_F, \quad \phi_2 \rightarrow \phi_F, \quad J_1 \rightarrow J_R, \quad J_2 \rightarrow J_F - \frac{k}{\ell}J_R$$

where the suffix F stands for fast and R stands for resonant, so that

$$\ell\phi_R = \ell\phi_1 - k\phi_2 .$$

The transformed Hamiltonian normal form becomes:

$$Z = \ell J_F + \lambda\delta(\ell J_F - k J_R) + \sum_{j=1}^n \lambda^j Z_j(J_F, J_R, \ell\phi_R; c_\alpha, \delta) . \quad (27)$$

The action

$$J_F = \frac{Z_0}{\ell} = \frac{k}{\ell}J_1 + J_2$$

is now a constant of the motion, since its conjugate angle ϕ_F is not present in the Hamiltonian. The problem has finally been reduced to one degree of freedom and it is an integrable approximation of the original non-integrable system (18).

3.5. Orbits and Phase Portraits. Among the different applications of the normal form, we start by quoting that the Hamiltonian (21) (or (27)) provides an integrable approximation of the original system (18), which is more accurate than just retaining the lowest order term. For example, in the resonant case by analyzing the reduced function (27), one can obtain valuable information about the original system. The solutions of the real system are encoded in the level curves of the integral Z_0 or, equivalently, the constant energy curves of the Hamiltonian (27). In fact, by trivially integrating the orbits of (27) and back-transforming to the original variables via the transformation equations (23), one obtains highly precise approximations of the time solutions of the real system, at least in the domain of regular motions.

3.6. Analytical approximation of the periodic orbits. Periodic solutions of the equations of motion play a very important role. Several methods have been developed to compute periodic orbits of Hamiltonian systems. Taking advantage of the simplified dynamics of the resonant normal form (27), an explicit formula for the periodic orbits associated with the main resonance can be easily derived.

Such periodic solutions correspond to the equilibrium points of the reduced normal form (39). Let us denote by

$$J_R = J_0, \quad \phi_R = \phi_0 \quad (28)$$

one of these points and by

$$\omega_F = \left. \frac{\partial Z}{\partial J_F} \right|_{J_R=J_0, \phi_R=\phi_0}$$

the *fast* frequency. Fixing a level set for J_F and using the same procedure as for any other phase-space function, we back-transform the equilibrium point to a solution in terms of the original variables $(J_1, J_2, \phi_1, \phi_2)$:

$$J_1(t; c_\alpha, \delta) = \left(\exp(L_{\chi_n}) \dots \exp(L_{\chi_2}) \exp(L_{\chi_1}) \left(J_R^{(n)} \right) \right) \Big|_{J_R^{(n)}=J_0, \phi_R^{(n)}=\phi_0, \phi_F^{(n)}=\omega_F t}, \quad (29)$$

$$J_2(t; c_\alpha, \delta) = \left(\exp(L_{\chi_n}) \dots \exp(L_{\chi_2}) \exp(L_{\chi_1}) \left(J_F - \frac{k}{\ell} J_R^{(n)} \right) \right) \Big|_{J_R^{(n)}=J_0, \phi_R^{(n)}=\phi_0, \phi_F^{(n)}=\omega_F t}, \quad (30)$$

$$\phi_1(t; c_\alpha, \delta) = \left(\exp(L_{\chi_n}) \dots \exp(L_{\chi_2}) \exp(L_{\chi_1}) \left(\phi_R^{(n)} + \frac{k}{\ell} \phi_F^{(n)} \right) \right) \Big|_{J_R^{(n)}=J_0, \phi_R^{(n)}=\phi_0, \phi_F^{(n)}=\omega_F t}, \quad (31)$$

$$\phi_2(t; c_\alpha, \delta) = \left(\exp(L_{\chi_n}) \dots \exp(L_{\chi_2}) \exp(L_{\chi_1}) \left(\phi_F^{(n)} \right) \right) \Big|_{J_R^{(n)}=J_0, \phi_R^{(n)}=\phi_0, \phi_F^{(n)}=\omega_F t}. \quad (32)$$

The equations (29)-(32) provide the variation in time of the periodic orbit.

Moreover, the above equations give a generalised expression for the position of the periodic orbit with respect to the system parameters. Therefore, they could be used to compute the characteristic curves for the families of periodic solutions in the parameter space.

3.7. Bifurcation thresholds. By varying the energy level or some control parameters, it can happen that the equilibrium solutions (28) undergo a transition from stability to instability, or vice-versa. For topological reasons this phenomenon implies the appearance or disappearance of additional critical points with associated *bifurcations* of new families of periodic orbits. Usually, an analysis of the Hessian determinant in terms of internal and control parameters is straightforward and then it is possible to get explicit *bifurcation curves* in a relevant parameter space. The computation of the normal form allows one to refine the results and to obtain bifurcation values as close as possible to the curves computed by a numerical approach.

3.8. Error estimates and optimal order. The precision of the normal form is measured by the size of the remainder function. Thus, it makes sense to measure the size of $R^{(n)}$ at each order n of the normalization procedure. This section is devoted to provide formal norm definitions allowing to estimate the size of the remainder function.

With reference to (22), let $R^{(n)} : \mathbb{R}^2 \times \mathbb{T}^2 \rightarrow \mathbb{R}$ be the remainder function, that we write in the form

$$\begin{aligned} R^{(n)}(J_1, J_2, \phi_2, \phi_2; c_\alpha, \lambda, \delta) &= \lambda^{n+1} H_{n+1}^{(n)} + \lambda^{n+2} H_{n+2}^{(n)} + \mathcal{O}_{n+3} \\ &= \sum_{s=1}^{\infty} \lambda^{n+s} \sum_{s_1, s_2, k_1, k_2} a_{s_1 s_2 k_1 k_2}^{(n,s)}(c_\alpha, \delta) J_1^{\frac{s_1}{2}} J_2^{\frac{s_2}{2}} e^{i(k_1 \phi_1 + k_2 \phi_2)}, \end{aligned} \quad (33)$$

where $s_1, s_2 \in \mathbb{N}$ and $k_1, k_2 \in \mathbb{Z}$, with lower and upper bounds depending on the order of the book-keeping λ . The coefficients $a_{s_1 s_2 k_1 k_2}^{(n,s)}$ are computed via the recursive application of the Lie normalisation scheme ((25) and (26)). For a sufficiently small parameter $\xi > 0$, the Lie series procedure guarantees that the series $R^{(n)}$ is convergent in a set

$$\Gamma \equiv \{(J_1, J_2, \phi_2, \phi_2) \in \mathbb{R}^2 \times \mathbb{T}^2 : |J_i| < \xi, \phi_i \in \mathbb{T}, i = 1, 2\}. \quad (34)$$

The parameter ξ gives a measure of the size of the domain in the actions around the equilibrium position, where the normal form method is applicable, i.e, the associated Lie transformation converges (see Remark 4 below). On the other hand, when computing the normal form explicitly, possibly by means of an algebraic manipulator, we need to truncate the series expansions appearing in (33). To this end, let N be the order of the truncation, and let $R^{(n,N)}$ be the truncated remainder function defined as

$$R^{(n,N)} = \sum_{s=1}^N \lambda^{n+s} \sum_{s_1, s_2, k_1, k_2} a_{s_1 s_2 k_1 k_2}^{(n,s)}(c_\alpha, \delta) J_1^{s_1/2} J_2^{s_2/2} e^{i(k_1 \phi_1 + k_2 \phi_2)}. \quad (35)$$

Given that the function $R^{(n,N)}$ is still defined in the set Γ as in (34), we introduce the following *majorant* norm, which depends on the control parameters c_α as well as on the detuning δ :

$$\|R^{(n,N)}\|_{(c_\alpha, \delta, \xi)} = \sum_{s=1}^N \sum_{s_1, s_2, s_3, k_1, k_2} |a_{s_1 s_2 k_1 k_2}^{(n,s)}(c_\alpha, \delta)| \xi^{\frac{s_3}{2}}. \quad (36)$$

Based on (36), concrete analytical estimates of the size of the remainders $\|R^{(n,N)}\|$, at every order n , as well as the optimal order, where $\|R^{(n,N)}\|$ becomes minimum, can be provided (see Section 5).

Remark 4. *i) The sequence $\|R^{(n,N)}\|_{(c_\alpha,\delta,\xi)}$, for fixed values of n , c_α , δ , ξ and for $N = 1, 2, \dots$ is convergent provided that c_α , δ , ξ are sufficiently small (see, e.g., [9]). Its limit as $N \rightarrow \infty$ is hereafter denoted $\|R^{(n,\infty)}\|$.*

ii) The sequence $\|R^{(n,\infty)}\|_{(c_\alpha,\delta,\xi)}$ is asymptotic. Indeed, a typical behavior is that for a normalization order n small enough, the size $\|R^{(n,\infty)}\|_{(c_\alpha,\delta,\xi)}$ decreases as n increases. However, beyond a certain order which we refer to as the optimal order, say n_{opt} , the quantity $\|R^{(n,\infty)}\|_{(c_\alpha,\delta,\xi)}$ starts to increase with n . This shows that the minimum size of the remainder- corresponding to the best normal form approximation - occurs at the normalization order $n = n_{opt}$.

iii) According to Nekhoroshev theory (see [24], see also [8]) the optimal order n_{opt} decreases as the small parameters (e.g., c_α , δ or ξ) increase.

4. APPLICATION TO THE SECONDARY RESONANCES OF THE SYNCHRONOUS RESONANCE IN THE SPIN-ORBIT PROBLEM

The general method described in the previous section is now applied to the particular cases of the secondary resonances of the 1:1 primary resonance in the spin-orbit problem. More specifically, we study the three lowest order secondary resonances: 1:1, 2:1 and 3:1. For each case we construct a high-order normal form and provide a series of analytical computations. First, we compare the analytical Poincaré surfaces of section with the numerical ones, and confirm that our integrable approximation successfully captures the topological transitions accompanying the bifurcations of periodic orbits for each particular secondary resonance. Moreover, we compute the characteristic curves of the families of periodic orbits involved in the secondary resonances and compare them with those computed numerically by means of a Newton-Raphson method. Finally, the bifurcation curves for each resonance are determined analytically in the parameter space (e, δ) .

4.1. The 1:1 secondary resonance. The 1:1 secondary resonance becomes important for asphericities close to $\varepsilon = 1$. This corresponds, e.g. to nearly prolate bodies with axial ratios ≈ 1.5 . Historically, the case of the satellite of Saturn Hyperion, which represents the first example of observationally detected *chaotic* spin rotation in the Solar system [12], belong to this class. Being, instead, interested in finding the various ‘modes’ and parameters for which ordered motion would be possible in the 1:1 secondary resonance, we follow the normalization procedure described in Sec. 3.4 and we consider

$$k = \ell = 1.$$

We apply the normalization scheme of Section 3 to the Hamiltonian (18), using a computer-algebraic program up to the normalization order $n = 11$. The first few terms of the normalized Hamiltonian read

$$H = Z_0 + \lambda Z_1 + \lambda^2 Z_2 + \mathcal{O}_3$$

with

$$\begin{aligned} Z_0 &= J + J_\phi \\ Z_1 &= \delta J - e\sqrt{2J} \cos(u - \phi) \\ Z_2 &= -2e^2 J - \frac{1}{4} J^2 - e^2 J \cos(u - \phi) + \sqrt{2} e J^{3/2} \cos(u - \phi) - \frac{3}{2} e \sqrt{2J} \delta \cos(u - \phi). \end{aligned}$$

Recall that, according to Remark 3, J and u above denote the near identity transformation of the action angle variables defined in Eq. 9 after $n = 11$ normalization steps.

Next, we introduce another set of canonical variables for the resonant Hamiltonian:

$$\phi \rightarrow \phi_F, \quad u \rightarrow \phi_R + \phi_F, \quad J \rightarrow J_R, \quad J_\phi \rightarrow J_F - J_R.$$

The transformed Hamiltonian becomes:

$$\begin{aligned} H &= J_F + \lambda \delta J_R - 2\lambda^2 e^2 J_R^2 - \frac{1}{4} \lambda^2 J_R^2 - \lambda e \sqrt{2J} \cos(\phi_R) + \sqrt{2} \lambda^2 e J_R^{3/2} \cos(\phi_R) \\ &\quad - \frac{3}{2} \lambda^2 e \sqrt{2J_R} \delta \cos(\phi_R) - \lambda^2 e^2 J_R \cos(\phi_R) + \mathcal{O}_3. \end{aligned}$$

We can further simplify the resonant Hamiltonian by applying a canonical transformation to Poincaré variables

$$X = \sqrt{2J_R} \sin \phi_R, \quad Y = \sqrt{2J_R} \cos \phi_R.$$

Since J_F plays now the role of the dummy action J_ϕ , without loss of generality we can set $J_F = 0$. Dropping the formal dependence on the book-keeping parameter λ (see Remark 2) the Hamiltonian in polynomial form reads:

$$\begin{aligned} H &= \frac{1}{2} \delta (X^2 + Y^2) - \frac{1}{16} (X^4 + Y^4) - \frac{1}{2} e^2 X^2 - eY + \frac{1}{2} e X^2 Y - \frac{3}{2} e^2 Y^2 \\ &\quad - \frac{1}{8} X^2 Y^2 + \frac{1}{2} e Y^3 - \frac{3}{2} e \delta Y + \mathcal{O}_3 \end{aligned} \quad (37)$$

The complete form of the function in Eq. (37) up to order \mathcal{O}_6 is given in the Appendix A. Since the model (37) is integrable, this allows to find explicit analytical formulas approximating the time evolution of the spin state in the domain of regular motion.

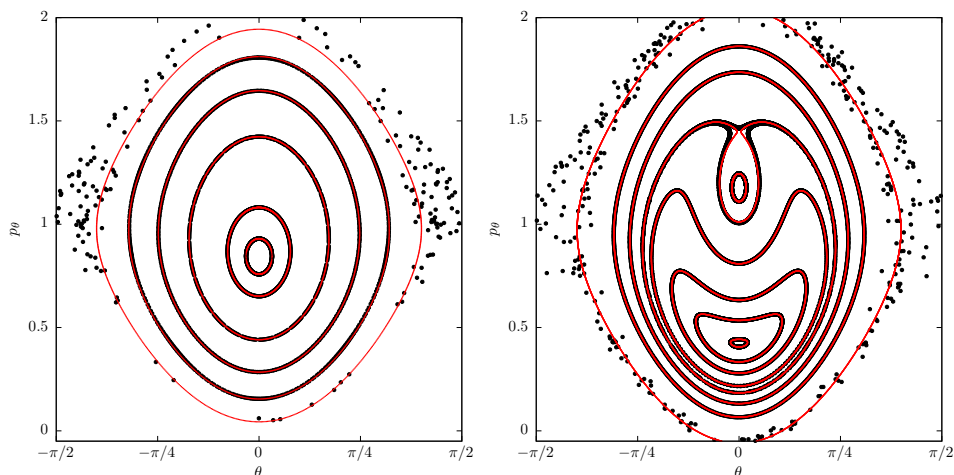


FIGURE 1. Poincaré surfaces of sections for different values of the control parameters (ε, e) : left panel $(0.93, 0.01)$, right panel $(1.07, 0.01)$. The sections produced from the level curves of the resonant Hamiltonian normal form truncated at the normalization order 11 (red curves) are superposed to those produced from the numerical integration of the equations of motion (black points).

4.1.1. *Poincaré Surfaces of Section.* In Fig. 1 we superpose the analytically found invariant curves (red curves) to the numerical phase portrait (black dots) computed as a stroboscopic surface of section for the 1:1 secondary resonance. The red curves correspond to level curves of constant energy of the Hamiltonian (37) back-transformed to the original variables. One sees that, for values of the asphericity $\varepsilon > 1$ there can exist more than one synchronous state. At the point $(\varepsilon = 1, e = 0)$ a tangent bifurcation occurs and we have the appearance of a new pair of periodic solutions, one stable and one unstable. The topological changes in the phase space around this critical value are depicted in Fig. 1. For values of the parameters $(\varepsilon = 0.93, e = 0.01)$, in the surface of section we observe a typical pendulum-like structure in the synchronous resonant domain. However, as we increase the asphericity to a value $\varepsilon > 1$, the phase portrait shows that two stable synchronous solutions co-exist. The lower stable solution is called the α -mode while the upper one is the β -mode [20]. Both the α and β mode are surrounded by the separatrix stemming from the third unstable solution.

We mention here that such a phase portrait corresponds to the so-called Second Fundamental Model of a resonance [13]. In fact, the resonant normalized Hamiltonian Eq. (37) has indeed the form of the Second Fundamental Model, thus, allowing to describe in a straightforward way the bifurcation to the β -mode.

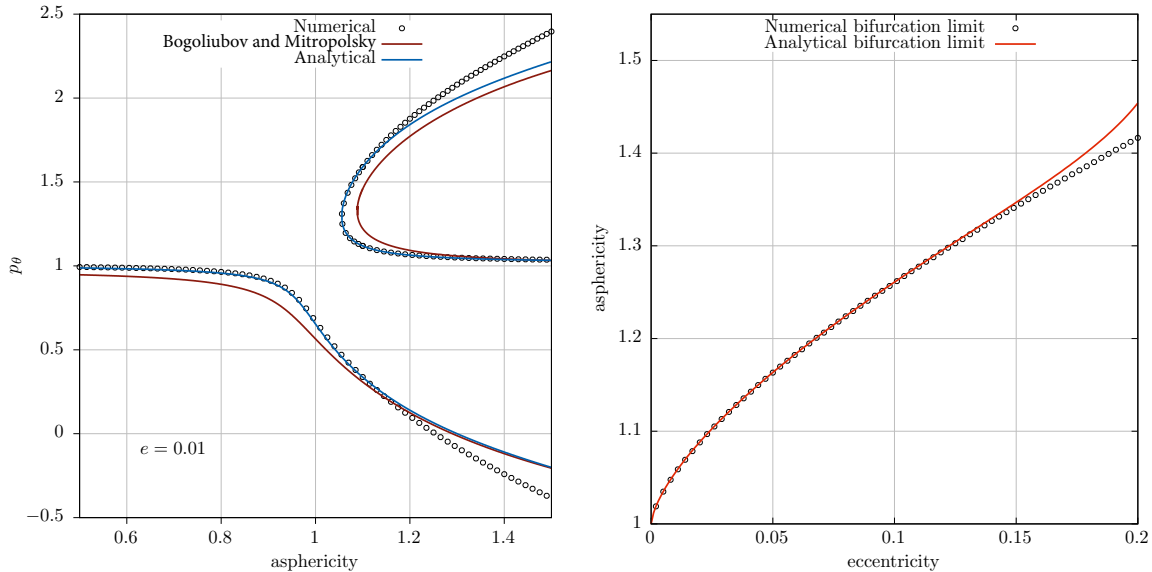


FIGURE 2. On the left: the analytical estimates for the position of the periodic solution of the α and β -mode derived by our 11th order normal form construction (blue curve) and by the nonlinear method of Bogoliubov and Mitropolsky [2, 29] (red curve). The analytical results are also compared with those derived by the numerical method (black curve). On the right: the analytical estimates for the bifurcation curves derived by our 11th order normal form construction (red curve) and by the numerical method (black curve).

4.1.2. *Characteristic curves and bifurcation diagram.* The normal form construction allows to compute the characteristic curves (coordinates of the fixed point of the α and β mode as one parameter is varied) for a given value of the eccentricity, and varying δ , or vice versa. Fig. 2 shows an example, for fixed $e = 0.01$. The periodic solutions are given as equilibrium points of the equations of motion derived by the resonant normalised Hamiltonian. For fixed ε, e one can solve the algebraic equation to find the equilibria and then back-transform them to the original variables. Fig. 2 shows the excellent agreement between the numerical¹ and analytical characteristic curves. Note that δ is valued in the interval $-0.2 < \delta < 0.2$, which is about 20% of the asphericity value $\varepsilon = 1$, corresponding to the central value of the secondary resonance.

As a comparison, another analytical method to estimate the position of the periodic orbits was proposed in [29] using the nonlinear method of Bogoliubov and Mitropolsky

¹The numerical method uses the equations of motion derived by Eq. (1) and locates the synchronous periodic orbits via a Newton-Raphson process over the stroboscopic map.

[2]. They derived a formula for the position of the synchronous resonance

$$p_\theta = (1 + \psi) \frac{1 + e^2}{(1 - e^2)^{3/2}}, \quad (38)$$

where ψ is determined from the equation

$$\psi - \varepsilon^2 J_1(2\psi) + 4e = 0,$$

where J_n are the usual Bessel functions. For values of $\varepsilon > 1$, Eq. (38) has 1 or 3 solutions depending on the eccentricity, allowing us to compute the positions of the α and β -modes. The solution is also shown in Fig. 2. The purely numerical method has the Newton-Raphson accuracy 10^{-13} (black curves). The red and blue curves are computed, respectively, using the analytical formula provided by [29] and using our resonant normal form up to the normalization order $n = 11$. Our analytical estimates give the best agreement with the numerical computations. We note that, the analytical estimate for the position of the α -mode and β -mode is satisfactory not only very close to the value of the asphericity $\varepsilon = 1$, but also in a significant interval $[0.8, 1.2]$ around it. In fact, the α -mode is very well represented from values of ε from about 0.5 up to about 1.2 where the normal form solution starts diverging. However, it is interesting the fact that although diverging from the numerical solution, the normal form estimate now converges to the other analytical estimate from Wisdom's formula. Since all these normal form constructions are supposed to work well in local domains (in the actions or the parameters, see section 3), we suspect that the similarity observed in the divergence of the two analytical predictions is related to the overall expected failure of the averaging process (performed either with the nonlinear method of Bogoliubov and Mitropolsky [2, 29] or our proposed normal form method) in a range of parameters outside this domain.

Finally, the right panel of Fig. 2 shows the computation of the complete *bifurcation diagram* of the tangent bifurcation. As already mentioned, topological transitions in the phase portrait are associated with the appearance of a pair of new periodic solutions that appears along the $\theta = 0$ axis. The periodic solutions of the system correspond to fixed points of the normal form. Moreover, in Poincaré variables the Hamiltonian has a polynomial form and for $\theta = 0$ we can set $X = 0$. Then it suffices to study the number of real roots of the polynomial $H(Y)$: the points in the (e, ε) -plane where we pass from 1 to 3 real roots give us the analytical locus of the bifurcation curve. In the same manner, one can do the same computation numerically by finding the set of points in the (e, ε) -plane where we pass from one periodic solution to three. The results show that the analytical

predictions fit well with the numerical ones up to $e \approx 0.15$, $\delta \approx 1.3$. Again here the limits are connected with the domain of applicability of the normal form approach, and they are further commented in section 5, where a detailed analysis of the error of the method is made.

4.2. The 2:1 secondary resonance. The normal form construction of the 2:1 secondary resonance of the synchronous primary resonance is presented in detail in [10]. We summarize here some basic results, and proceed in a detailed error analysis for this resonance in Section 5. We have

$$k = 1, \quad \ell = 2,$$

and the normalized Hamiltonian reads

$$H = Z_0 + \lambda Z_1 + \lambda^2 Z_2 + \mathcal{O}_3$$

with $Z_0 = \frac{1}{2}J + J_\phi$, $Z_1 = \delta J - \frac{3}{8}eJ \cos(2u - \phi)$ and $Z_2 = \frac{89}{128}e^2 J - \frac{1}{4}J^2 - \frac{3}{4}e\delta J \cos(2u - \phi)$. In the resonant variables

$$\phi \rightarrow \phi_F, \quad u \rightarrow \phi_R + \frac{1}{2}\phi_F, \quad J \rightarrow J_R, \quad J_\phi \rightarrow J_F - \frac{1}{2}J_R,$$

the normal form becomes:

$$H = J_F + \lambda\delta J_R - \frac{89}{128}\lambda^2 e^2 J_R - \frac{1}{4}\lambda^2 J_R^2 - eJ_R \left(\frac{3}{8}\lambda + \frac{3}{4}\lambda^2\delta \right) \cos(2\phi_R) + \mathcal{O}_3.$$

In the Poincaré variables $X = \sqrt{2J_R} \sin \phi_R$, $Y = \sqrt{2J_R} \cos \phi_R$, and setting as before $J_F = 0$, one gets the Hamiltonian in a polynomial form:

$$H = \frac{3}{16}eX^2 - \frac{89}{256}e^2X^2 - \frac{1}{16}X^4 - \frac{3}{16}eY^2 - \frac{89}{256}e^2Y^2 - \frac{1}{8}X^2Y^2 - \frac{1}{16}Y^4 + \frac{1}{2}X^2\delta + \frac{3}{8}eX^2\delta + \frac{1}{2}Y^2\delta - \frac{3}{8}eY^2\delta + \mathcal{O}_3. \quad (39)$$

The complete form of the function in Eq. (39) up to order O_6 is given in the Appendix (see also [10]). Similarly to the case of the 1:1 secondary resonance, these explicit formulas can be used to derive analytical approximations for the time evolution of the spin state in the domain of applicability of the normal form.

The transitions in the phase-space of the spin-orbit problem in the case of the 2:1 secondary resonance were studied in [10], while a further example is shown in Fig. 3. Note that even as chaos increases fast as the eccentricity increases ($e = 0.05$ in Fig. 3), the invariant curves found by the normal form capture precisely the dynamics in places where regular islands still exist. Hence, the normal form reproduces well the bifurcations of periodic orbits around the primary resonance. In particular, the system undergoes

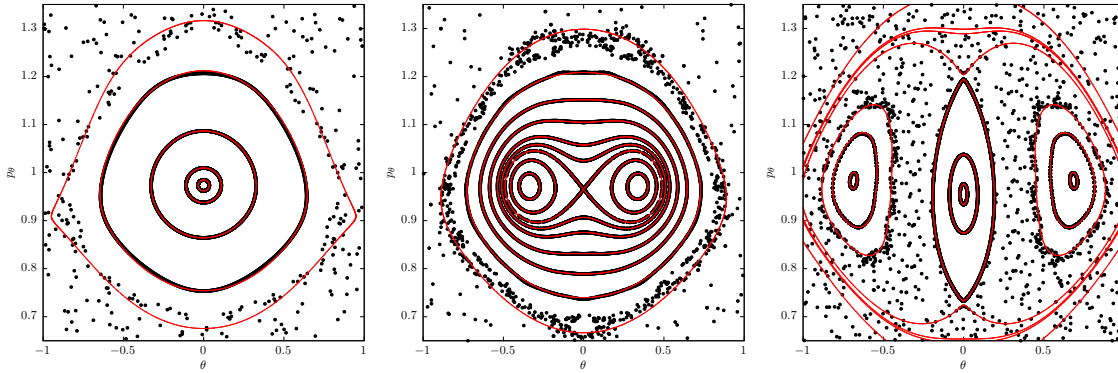


FIGURE 3. Poincaré surfaces of sections for $e = 0.05$ and for different values of the asphericity: left panel ($\varepsilon = 0.45$), central panel ($\varepsilon = 0.5$) and right panel ($\varepsilon = 0.55$). The sections produced from the level curves of the resonant Hamiltonian normal form truncated at the normalization order 11 (red curves) are superposed to those produced from the numerical integration of the equations of motion (black points).

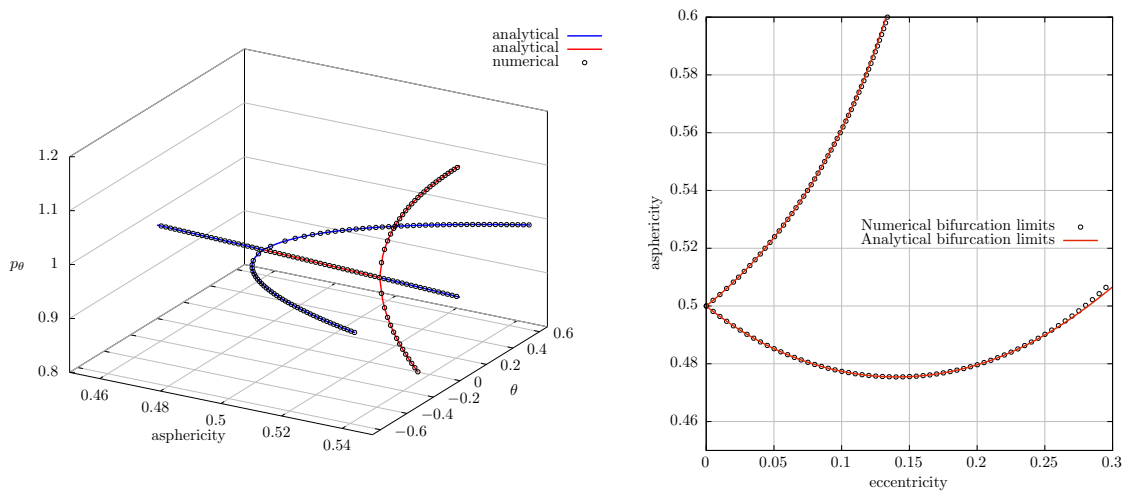


FIGURE 4. Left panel: the analytical estimates for the position of the periodic solutions involved in the 2:1 secondary resonance. The colors for the analytical solutions denote the stable (blue) and unstable (red) members of each family. The numerical results are superposed with black circles. Right panel: the bifurcation diagram for the 2:1 resonance.

two critical transitions. First, the primary resonance becomes unstable and we have the appearance of a pure figure-8 structure (Fig. 3 central panel). A stable family of periodic orbits appears on either side of the central resonance for almost the same value of the action p_θ . By further changing the control parameter, we have another topological

transition. The central resonance becomes stable again, and two unstable periodic orbits appear for the same value of the angle θ (Fig. 3 right panel).

The characteristic curves, showing these transitions, are depicted in left panel of Fig. 4. We compute analytically the characteristic curves for the families of periodic orbits involved in the topology of the 2:1 secondary resonance. The stability of each periodic orbit is also computed from the eigenvalues of the linearised matrix for each equilibrium solution. The two families of stable (blue) periodic orbits that appear on the first bifurcation and the two families of unstable (red) periodic orbits are presented, along with the central periodic orbit. Moreover, we can estimate the threshold of the two critical transitions in the topology, both analytically and numerically. The results are presented in the right panel of Fig. 4. For more details on these computations we refer the reader to [10].

4.3. The 3:1 secondary resonance. In the case of the 3:1 secondary resonance we follow the normalization procedure described in Section 3 with

$$k = 1, \quad \ell = 3.$$

By applying the above normalization scheme on the Hamiltonian (18), the normalized Hamiltonian reads

$$H = Z_0 + \lambda Z_1 + \lambda^2 Z_2 + \mathcal{O}_3$$

with

$$\begin{aligned} Z_0 &= \frac{1}{3}J + J_\phi \\ Z_1 &= \delta J \\ Z_2 &= -\frac{4}{15}e^2 J - \frac{1}{4}J^2 - \sqrt{\frac{2}{27}}eJ^{3/2} \cos(3u - \phi). \end{aligned}$$

Introducing the resonant canonical variables:

$$\phi \rightarrow \phi_F, \quad u \rightarrow \phi_R + \frac{1}{3}\phi_F, \quad J \rightarrow J_R, \quad J_\phi \rightarrow J_F - \frac{1}{3}J_R,$$

the transformed Hamiltonian becomes:

$$H = J_F + \lambda \delta J_R - \frac{1}{4}\lambda^2 J_R^2 - \frac{4}{15}\lambda^2 e^2 J_R - \sqrt{\frac{2}{27}}\lambda^2 e J_R^{3/2} \cos(3\phi_R) + \mathcal{O}_3,$$

or, in Poincaré variables $X = \sqrt{2J_R} \sin \phi_R$, $Y = \sqrt{2J_R} \cos \phi_R$ (with $J_F = 0$):

$$\begin{aligned} H = & \frac{1}{2}\delta(X^2 + Y^2) - \frac{1}{16}(X^4 + Y^4) - \frac{2}{15}e^2(X^2 + Y^2) - \frac{1}{8}X^2Y^2 \\ & - \frac{1}{6\sqrt{3}}eY^3 + \frac{1}{2\sqrt{3}}eX^2Y + \mathcal{O}_3. \end{aligned}$$

The complete form of the function in Eq. (40) up to order \mathcal{O}_6 is given in the Appendix.

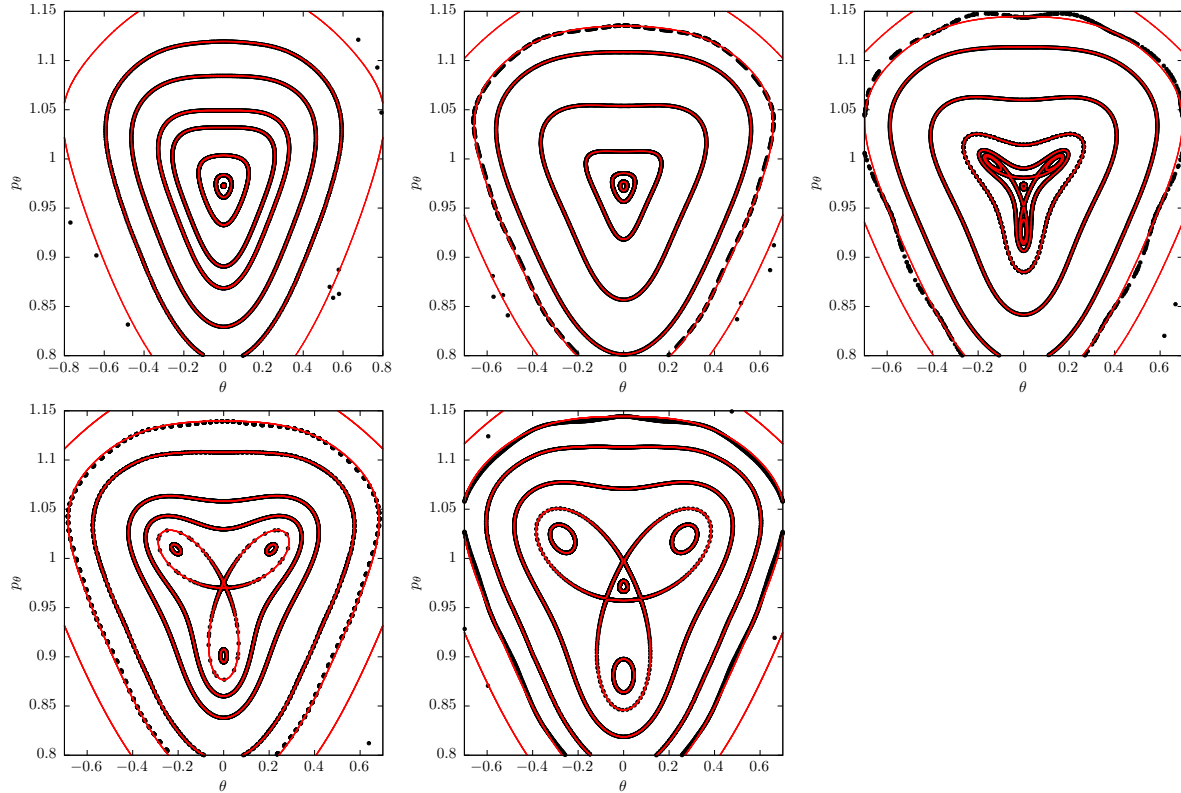


FIGURE 5. Poincaré surfaces of sections for $e = 0.1$ and for different values of the asphericity ε : (from top-left to bottom-right) $\varepsilon = 0.3333$, $\varepsilon = 0.3350$, $\varepsilon = 0.3370$, $\varepsilon = 0.3381$ and $\varepsilon = 0.34$. The sections produced from the level curves of the resonant Hamiltonian normal form truncated at the normalization order 11 (red curves) are superposed to those produced from the numerical integration of the equations of motion (black points).

The topology around the 1:1 primary resonance changes dramatically as we approach the critical value of the asphericity $\varepsilon = 1/3$. In Fig. 5 we present a series of Poincaré surfaces of section that try to capture all the possible transitions. These transitions take place as δ is varied by about $\delta = 0.01$. At first, the primary resonance yields the well-known center topology (Fig. 5 top-left panel). As we approach the critical value of ε for the appearance of the secondary resonance the inner region of the resonance takes a triangle shape pointing downwards (Fig. 5 top-centre panel). Then a chain of islands of period 3 appears on the edges of this triangle (Fig. 5 top-right panel). The central periodic orbit is still surrounded by the separatrix created by the period-3 unstable periodic orbit. The separatrix keeps shrinking until it actually coincides with the central orbit. At this point, the so-called squeezing effect happens. Further increasing the ε value, the separatrix

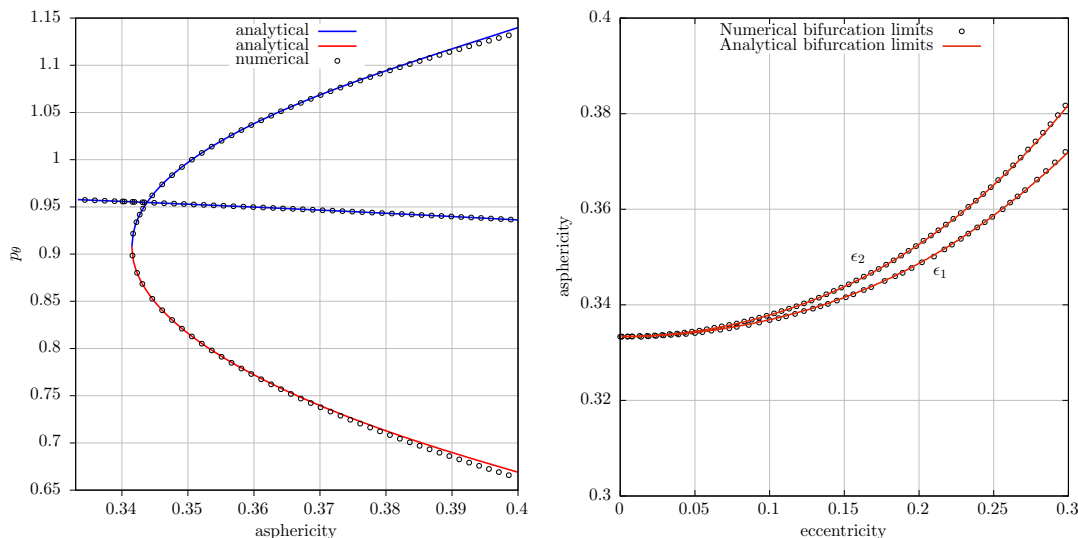


FIGURE 6. On the left: the analytically computed characteristic curves for the periodic solutions associated with the 3:1 secondary resonance. On the right: bifurcation curves for the 3:1 secondary resonance of the 1:1 primary. The bifurcation limit ϵ_1 corresponds to the values of the parameters where the chain of period 3 island chain appears. Bifurcation limit ϵ_2 corresponds to the passage of the secondary resonance through the main one.

appear again, with the same triangular shape, but this times it looks upwards (Fig. 5 bottom-left panel). Finally the 3:1 secondary resonance moves away from the central one, which takes its regular shape again (Fig. 5 bottom-right panel). This peculiar chain of bifurcations in the 3:1 resonance is well known (see Appendix 7 of [1]).

The left panel of Fig. 6 shows the analytically computed characteristic curves for the families of the periodic orbits involved in the topological transitions of the 3:1 secondary resonance. Both the new appearing stable and unstable families are of multiplicity 3. For clarity, in the left panel Fig. 6 we present only the initial conditions with respect to the action value p_θ and $\theta = 0$.

A determination of bifurcation curves in the parameter space (ε, e) , where the period-3 chain of resonant islands around the primary resonance appears, can be done as follows. Numerically this is detected by looking for period-3 solutions in the vicinity of the primary resonance. We fix one of the parameters and we smoothly change the other until we encounter the period-3 solution for the first time. Analytically the same work can be done, using the normal form for the secondary resonance. Now, we count the number of roots of the multivariable polynomial in Poincaré variables. The results of this calculation

are presented in the right panel of Fig. 6, where the above described bifurcation limit is denoted ε_1 .

However, the topology is much more rich than a single bifurcation. As the value of the asphericity continues to increase, we have the secondary resonance to pass through the primary resonance, which for an instance becomes unstable. This phenomenon can also be studied with our theory and the bifurcation curve is shown in the right panel of Fig. 6 as ε_2 . We estimate both analytically and numerically this limit by looking at the stability properties of the primary resonance.

5. SERIES ASYMPTOTIC BEHAVIOR AND ERROR ANALYSIS

In this section we apply the error analysis estimates introduced in subsection (3.8), based on the asymptotic behavior of the remainder function associated with the normal forms computed in the previous sections. The basic quantity of interest is $\|R^{(n,N)}\|_{(e,\delta,\xi)}$, introduced in Eq.(36). Given particular parameter values e, δ , the first step in the analysis is to check that the successive normalizations keep our transformed Hamiltonian convergent within the domain $|J_i| < \xi$, for a value of ξ selected so as to contain all orbits which we are interested in. Figure 7 (left panel) gives an example of such testing: The quantity $\|R^{(n,N)}\|_{(e,\delta,\xi)}$ is computed in the case of the 2 : 1 secondary resonance, for $e = 0.01$, $\delta = 0.1$ $\xi = 0.01$, and three different normalization orders, $n = 3, 5$ and 7. In all three cases, the truncated remainder norm is computed when the truncation order extends to $N = n + q$, with $q = 1, \dots, 5$. One sees a rapid convergence of the remainder norm to a limiting value: actually, with a truncation even as low as $q = 1$ one obtains a remainder value estimate which is, within a factor smaller than 2, close to the limiting value. We emphasize that this *convergence* test is crucial: contrary to a widespread belief, for the analytical approach to be valid, all performed normalizations must lead to convergent expressions as regards both the resulting canonical transformations and Hamiltonian normal form series. The celebrated ‘divergence’ of the Birkhoff normal form refers to the divergence of the sequence

$$\|R^{(n)}\|_{(e,\delta,\xi)} \equiv \lim_{N \rightarrow \infty} \|R^{(n,N)}\|_{(e,\delta,\xi)},$$

when the normalization order n tends to infinity, assuming, for any finite n , that the right hand side limit of the above equation exists. Estimating the limit by setting N large ($N = n + 5$ in our numerical examples), we distinguish immediately the asymptotic character of the sequence $\|R^{(n)}\|_{(e,\delta,\xi)}$: one has that $\|R^{(n)}\|_{(e,\delta,\xi)}$ is a decreasing function

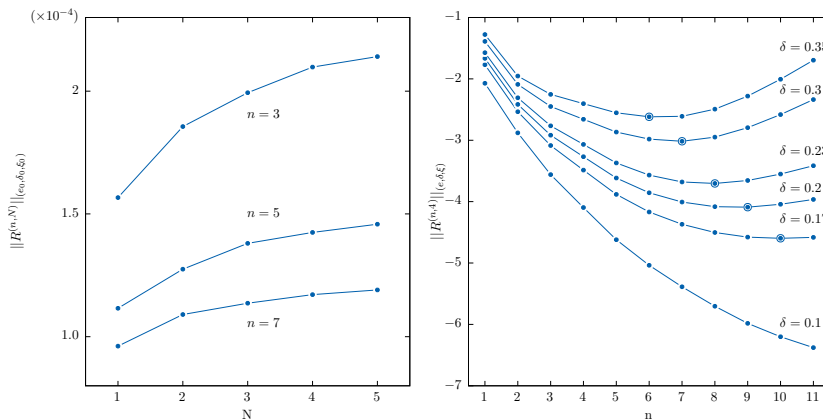


FIGURE 7. In the left panel we observe the asymptotic behavior of the remainder function for different normalization orders n . The error saturates as a function of the number of terms N in the truncated remainder function. In the right panel the optimal normalisation order, denoted by a circularized point, is presented for different values of the control parameters.

of n up to an *optimal normalization order* n_{opt} , defined by

$$\|R^{(n_{opt})}\|_{(e,\delta,\xi)} < \|R^{(n)}\|_{(e,\delta,\xi)} \text{ both for } n < n_{opt} \text{ and } n > n_{opt} . \quad (40)$$

Thus, $n_{opt} = 7$ in the left panel of Fig.7. As shown in the right panel in the same figure, our particular book-keeping rule introduced for the detuning parameter is consistent with the expected behavior for asymptotic series: n_{opt} is a decreasing function of δ . We find the power-law estimate $n_{opt} \sim \delta^{-b}$, with $b \approx 1$, while, as a consequence, $\|R^{(n_{opt})}\|_{(e,\delta,\xi)}$ increases as δ increases.

Figures 8, 9, and 10 summarize the information on the optimal normalization order, estimated by $\|R^{(n_{opt})}\|_{e,\delta,\xi}$, as a function of the three small parameters e, δ, ξ , for the secondary resonances 1:1, 2:1 and 3:1 respectively. All three figures have a similar structure, which represents the general trend expected for asymptotic series, namely the fact that the optimal order decreases as the value of the small parameter(s) increases. Regarding more precise quantitative estimates, the right panels in Figs. 8, 9 and 10 show the dependence of the computed optimal orders n_{opt} on a unique quantity ρ representing the ‘distance’ from the origin in parameter or phase space, defined as:

$$\rho = \sqrt{\xi + \delta^2 + e^2} . \quad (41)$$

Note that in above expression ξ appears in the first power in the square root, since ξ represents a limit in the action space ($J < \xi$ in the norm definition; see Eq. (36)), thus

it represents already the square of the distance from the origin in the Poincaré variables (X, Y) . As shown in the right panels of Figs. 8 to 10, for various combinations of the three parameters (ξ, δ, e) yielding a fixed ρ below some threshold $\rho < \rho_c$, one obtains various optimal orders bounded from below according to $n_{opt} \geq n_{opt,min}$. The lack of upper limit in the optimal order simply reflects the integrability of the model when $e = 0$ (a fact which implies that the series are convergent in this case for appropriate bounds in ξ and δ). On the other hand, the lower bound is close to the power law $n_{opt,min} \propto \rho^{-1}$, a relation which is characteristic of resonant normal forms (see [7] for more details). This power-law behavior breaks, however, at $\rho \approx \rho_c$. The behavior of the series there is dominated again by its dependence on the eccentricity: we find that, independently of the asphericity value, chaos prevails in phase space when the eccentricity acquires values around $e \approx 0.2 - 0.3$. This fact is connected with the resonance overlap between the 1:1 and 3:2 *primary* resonances. A rough application of Chirikov's resonance overlap criterion shows that this happens at eccentricities $e_c \geq 2/7$, a value which marks the onset of large chaos and the collapse of the integrable representation of the system by the normal form approach.

These results are verified also in Figs. 11 to 13, which show the dependence of the optimal normalization order, as well as the optimal remainder value (i.e. the error at the optimal order) as a function of the detuning and orbital parameters δ and e , for three different values of ξ , namely $\xi = 0.01, 0.1$ and ξ_{max} , with $\xi_{max} = 0.5$ in the case of the 1:1 secondary resonance, while $\xi_{max} = 0.3$ for the 2:1 and 3:1 secondary resonances. The value of ξ_{max} represents the extend of the regular domain up to about the separatrix limit of the primary resonance (compare with the phase portraits in Figs. 1, 3 and 5), while the value $\xi = 0.01$ represents a domain within which most bifurcations take place. The value $\xi = 0.1$ is intermediate between the two previous cases. Besides observing the general collapse of the normal form approach close to the separatrix limit of the primary resonance, where chaos prevails, one notices also the nearly uniform, in the rest of the parameters, collapse of the normal form approach when the eccentricity exceeds a value $\approx 0.2 - 0.3$, which represents the threshold to large scale chaos due to the resonance overlap between the 1:1 and 3:2 primary resonances. At any rate, far from these limits one obtains a remarkably good behavior of the normal form, with errors around 10^{-10} or smaller very close to the origin, where most bifurcation phenomena take place, and still quite low ($\sim 10^{-5}$) at intermediate distances from the origin, both in phase space and in parameter space.

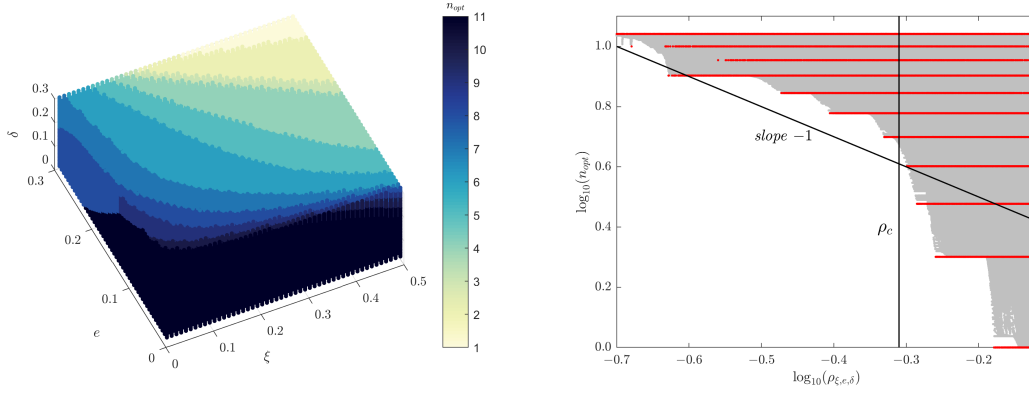


FIGURE 8. For the case of the 1:1 secondary resonance we provide in the left panel the optimal normalisation order n in the 3-dimensional space of the parameters (ξ, e, δ) . In right panel the normalisation order n is shown for different values of the ‘distance’ from the origin ρ .

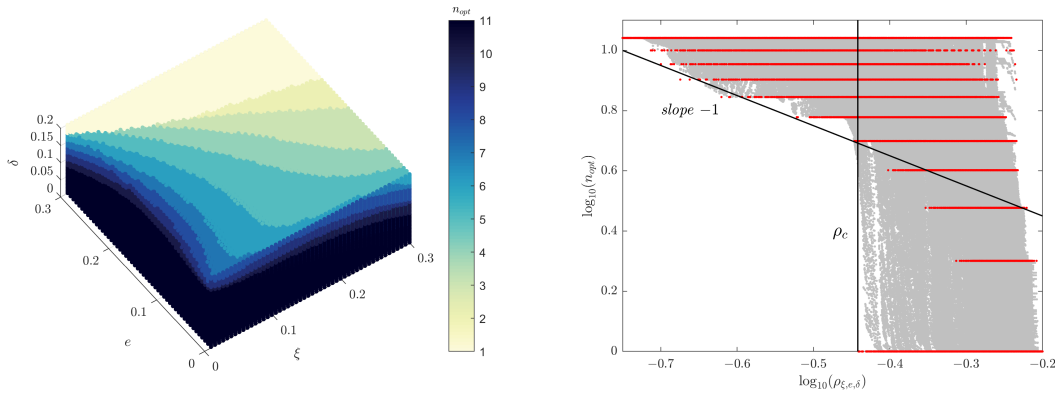


FIGURE 9. Same as in Fig. 8 but for the case of the 2:1 secondary resonance.

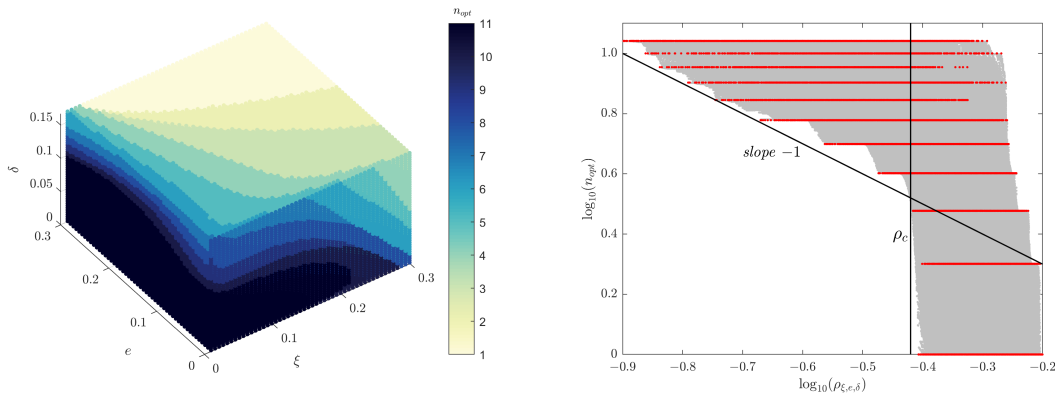


FIGURE 10. Same as in Fig. 8 but for the case of the 3:1 secondary resonance.

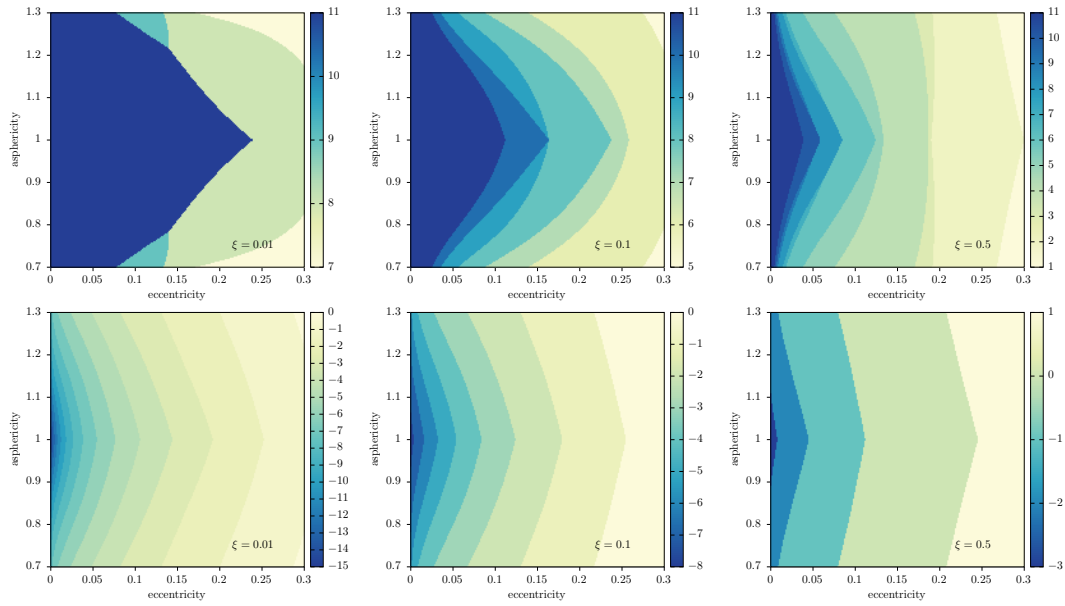


FIGURE 11. The optimal order n (top row) and the error estimates in powers of 10 (bottom row) in the (e, δ) plane for different values of ξ in the case of the 1:1 secondary resonance.

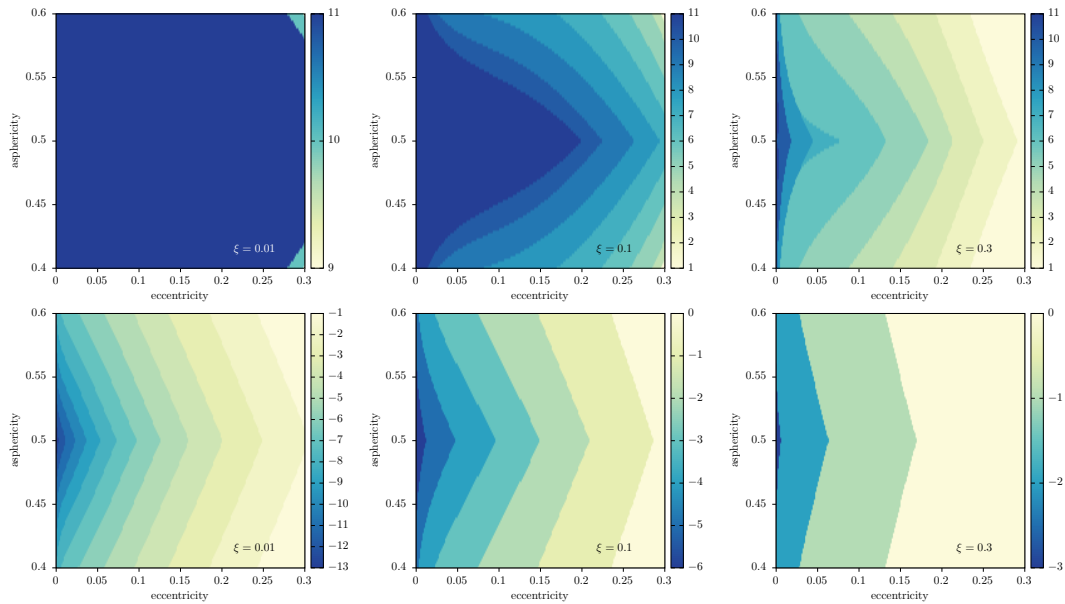


FIGURE 12. Same as in Fig. 11 but for the case of the 2:1 secondary resonance.

6. CONCLUSIONS

The normal form theory can be used to study a wide variety of astronomical systems. The study of resonances, primary and secondary, can give us very important results

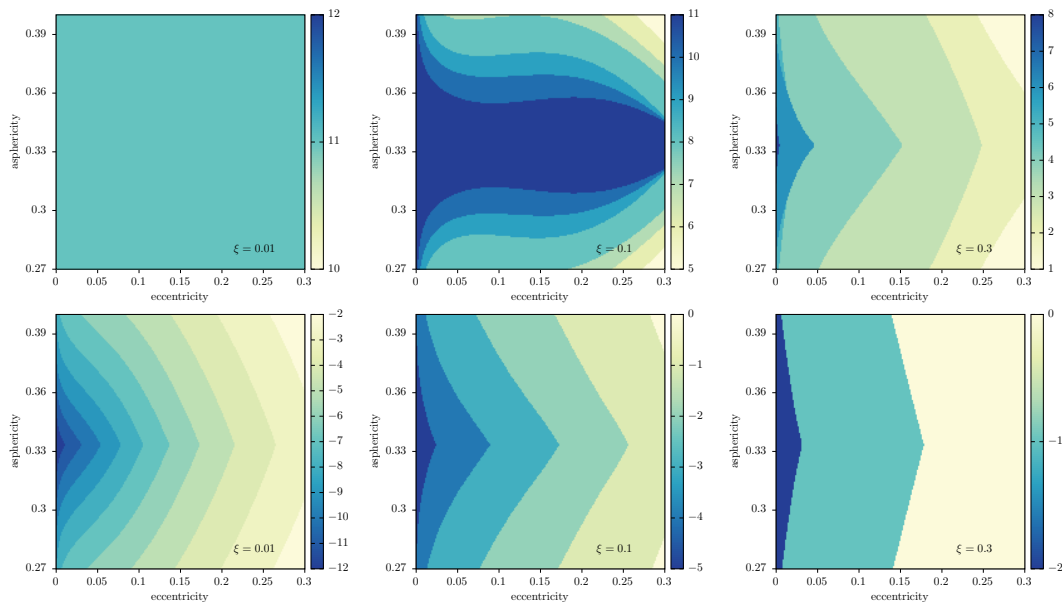


FIGURE 13. Same as in Fig. 11 but for the case of the 3:1 secondary resonance.

in understanding and exploiting the natural dynamics of the system. In this work, we further generalise the method presented in [10] for the study of secondary resonances. The spin-orbit model still serves as our test problem to apply the proposed techniques and study their efficiency. The result for the 2:1 secondary resonance are here extended and additional secondary resonances are studied (1:1, 3:1), confirming that our method is generally applicable.

The proposed canonical normalisation scheme, when applied to each particular secondary resonance, allows us to compute an integrable approximation that describes accurately the dynamics in the domain of ordered motion. The derived expressions result in polynomial functions in Poincaré variables, which allow us to retrieve useful information for the system in a broad range of the parameter space (e, ε) . Moreover, back-transforming the propagated 1 D.O.F. dynamics to the original variables, allow us to obtain accurately the time evolution of the satellite's spin.

The difference with other normalisation methods proposed in the literature, is the exploitation of the detuning and book-keeping techniques to design a normalisation scheme that is efficient, robust and algorithmically convenient. The detailed analysis of the error behavior in our normal form constructions shows that, even with this non-classical choice of term ordering in the Hamiltonian function, the asymptotic behavior of the remainder still remains. Our constructions, not only accurately depict the phase-space in parameter

space about the secondary resonances, but also cover with sufficient precision a broad region around them.

From an application point of view, the results presented here could be useful in explaining a series of astronomical observations related to irregularly shaped satellites and moonlets in distant binary systems. The analytically derived expressions could provide parameter dependent formulas for the libration angle of the rotating body. Given such kind of measurements, those formulas can be used to fit the data and provide estimates for the eccentricity of the satellite's orbits, as well as the size of its equatorial bulge.

The success of the method in this basic setup, motivates us to pursue future applications in any type of secondary resonances in orbital and rotational motion of astronomical objects. In addition, further adaptation of the technique to work with more detailed models of the spin-orbit coupling is feasible. Successful implementations in other cases will solidify the method as a useful tool for the general studies of resonant phenomena.

Acknowledgements. AC was supported by GNFM-INdAM and acknowledges MIUR Excellence Department Project awarded to the Department of Mathematics of the University of Rome Tor Vergata (CUP E83C18000100006). GP was supported by GNFM-INdAM.

REFERENCES

- [1] V.I. Arnold: 1978, 'Mathematical Methods of Classical Mechanics', Springer.
- [2] N.N. Bogoliubov, Y.A. Mitropolsky: 1961, 'Asymptotic Methods in the Theory of Non-Linear Oscillations', CRC Press.
- [3] A. Cayley: 1861, *Memories of the Royal Astronomical Society*, 29, 191-306
- [4] A. Celletti: 1990, *Journal of Applied Mathematics and Physics (ZAMP)*, **41**, 174–204
- [5] A. Celletti: 2014, *Communications in nonlinear science and numerical simulation*, **19**, 9, 3399–3411
- [6] A. Deprit: 1969, *Celestial Mechanics*, **1**, 12–30
- [7] C. Efthymiopoulos, A. Giorgilli and G. Contopoulos: 2004, Nonconvergence of formal integrals: II. Improved estimates for the optimal order of truncation, *Journal of Physics A*, **37**, 10831–10858
- [8] C. Efthymiopoulos: 2011, 'Canonical perturbation theory; stability and diffusion in Hamiltonian systems: applications in dynamical astronomy', *Third La Plata International School on Astronomy and Geophysics*, Edited by P.M. Cincotta, C.M. Giordano, and C. Efthymiopoulos, *Asociación Argentina de Astronomia Workshop Series*, Vol. 3, 3–146
- [9] A. Giorgilli: 2002, 'Notes on Exponential Stability of Hamiltonian Systems', *Centro di Ricerca Matematica E. De Giorgi, Pisa*
- [10] I. Gkolias, A. Celletti, C. Efthymiopoulos, G. Pucacco: 2016, *MNRAS*, **459** (2), 1327–1339
- [11] P. Goldreich, S. Peale: 1966, *Astronomical Journal* **71**, 425–438
- [12] R.A. Harbison, P.C. Thomas, P.C. Nicholson: 2011, Rotational modeling of Hyperion, *Celestial Mechanics and Dynamical Astronomy*, **110**, 1–16
- [13] J. Henrard, A. Lemaitre: 1983, *A second fundamental model for resonance*, *Celestial Mechanics*, **30**, 2, 197–218.

- [14] G. Hori: 1966, Publications of the Astronomical Society of Japan, **18**, 287–296
- [15] W. M. Kaula: 1966, ‘Theory of satellite Geodesy’, Blaisdell Publishing Company, Waltham, MA
- [16] C. Lhotka: 2013, CMDA, **115**, 4, 405–426
- [17] A. Marchesiello, G. Pucacco: 2013, MNRAS **428**, 2029–2038
- [18] A. Marchesiello, G. Pucacco: 2014, Nonlinearity, **27**, 43–66
- [19] A.V. Melnikov: 2001, Cosmic Research **39**, 74–84
- [20] A.V. Melnikov, I.I. Shevchenko: 2010. Icarus **209**, 786–794
- [21] Meyer, J., and Wisdom, J.: 2007, Icarus, 188, 535.
- [22] K.R. Meyer, G.R. Hall, D. Offin: 2009, ‘Introduction to Hamiltonian Dynamical Systems and the N-Body Problem’, Springer-Verlag, Berlin
- [23] C.D. Murray, S.F. Dermott: 1999, Solar system dynamics, Cambridge University Press
- [24] N. Nekhoroshev: 1977, Russ. Math. Surv. **32**, 1–65
- [25] C.C. Porco, et al: 2006, Science, 311, 1393.
- [26] P. Pravec et al.: 2016, Icarus, 267, 267
- [27] M. Sansottera, C. Lhotka, A. Lemaitre: 2014, CMDA, **119**, 1, 75–89
- [28] F. Verhulst: 1979, Royal Society (London), Philosophical Transactions, Series A **290**, 435–465
- [29] J. Wisdom, S. J. Peale, F. Mignard: 1984, Icarus, 58, 137–152.
- [30] J. Wisdom: 2004, Astron. J. **128**, 484–491.

APPENDIX A. APPENDIX

The n -th order normal form of Eq. (39), expressed in Poincaré variables, has the form

$$H = Z^{(n)} = \sum_{i_1, i_2, i_3, i_4, i_5} a_{i_1, i_2, i_3, i_4, i_5} \lambda^{i_1} e^{i_2} \delta^{i_3} X^{i_4} Y^{i_5}$$

with exponents i_j , $j = 1, \dots, 6$, determined by the book-keeping rules. The entire form of $Z^{(6)}$ is given in the following tables for all low-order secondary resonances of the 1:1 primary resonance: Table 1 contains the resonant construction for the 1:1 secondary resonance, Table 2 for the 2:1 secondary resonance and Table 3 for the 3:1 secondary resonance.

DEPARTMENT OF AEROSPACE SCIENCE AND TECHNOLOGY, POLITECNICO DI MILANO, VIA LA MASA 34, 20156 MILAN, ITALY

E-mail address: gkolias@mat.uniroma2.it

RESEARCH CENTER FOR ASTRONOMY, ACADEMY OF ATHENS, SORANOU EFESSIOU 4, 11527 ATHENS, GREECE

E-mail address: cefthim@academyofathens.gr

DEPARTMENT OF MATHEMATICS, UNIVERSITY OF ROME TOR VERGATA, VIA DELLA RICERCA SCIENTIFICA 1, 00133 ROME, ITALY

E-mail address: celletti@mat.uniroma2.it

DEPARTMENT OF PHYSICS, UNIVERSITY OF ROME TOR VERGATA, VIA DELLA RICERCA SCIENTIFICA 1, 00133 ROME, ITALY

E-mail address: pucacco@roma2.infn.it

TABLE 1. Coefficient list for the 6th order normal form in Poincaré variables for the 1:1 secondary resonance of the 1:1 primary spin-orbit resonance.

i_1	i_2	i_3	i_4	i_5	coeff	i_1	i_2	i_3	i_4	i_5	coeff	i_1	i_2	i_3	i_4	i_5	coeff
1	0	1	2	0	1/2	5	1	0	0	5	-15/512	6	2	0	0	6	-329/960
1	0	1	2	0	1/2	5	2	1	2	0	-11/64	6	0	0	2	6	-5/512
1	0	1	0	2	1/2	5	4	1	2	0	-175/96	6	1	0	0	7	5/128
2	2	0	2	0	-1/2	5	2	1	4	0	1/64	6	0	0	0	8	-5/2048
2	0	0	4	0	-1/16	5	0	1	6	0	1/128	6	4	1	2	0	4435/2304
2	1	0	2	1	1/2	5	3	1	2	1	265/384	6	2	1	4	0	31/128
2	2	0	0	2	-3/2	5	1	1	4	1	-9/256	6	3	1	2	1	-2431/768
2	0	0	2	2	-1/8	5	2	1	0	2	-17/64	6	1	1	4	1	-11/1024
2	1	0	0	3	1/2	5	4	1	0	2	461/96	6	4	1	0	2	8809/2304
2	0	0	0	4	-1/16	5	2	1	2	2	31/64	6	2	1	2	2	69/128
3	2	0	2	0	1/4	5	0	1	4	2	3/128	6	3	1	0	3	-375/256
3	1	0	2	1	-1/8	5	3	1	0	3	-2765/1152	6	1	1	2	3	-11/512
3	2	0	0	2	3/4	5	1	1	2	3	-9/128	6	2	1	0	4	19/64
3	1	0	0	3	-1/8	5	2	1	0	4	15/32	6	1	1	0	5	-11/1024
3	2	1	2	0	-1/4	5	0	1	2	4	3/128	6	2	2	2	0	-69/512
3	1	1	2	1	1/4	5	1	1	0	5	-9/256	6	4	2	2	0	-3803/1152
3	2	1	0	2	-5/4	5	0	1	0	6	1/128	6	2	2	4	0	-6065/4608
3	1	1	0	3	1/4	5	2	2	2	0	1/16	6	0	2	6	0	-1/128
4	2	0	2	0	-1/32	5	1	2	2	1	5/64	6	3	2	2	1	821/144
4	4	0	2	0	-115/192	5	2	2	0	2	-1/16	6	1	2	4	1	1/256
4	2	0	4	0	-9/32	5	1	2	0	3	5/64	6	2	2	0	2	-173/1536
4	0	0	6	0	-1/128	5	2	3	2	0	23/72	6	4	2	0	2	-2051/1152
4	3	0	2	1	59/48	5	1	3	2	1	1/16	6	2	2	2	2	-405/256
4	1	0	4	1	3/32	5	2	3	0	2	59/72	6	0	2	4	2	-3/128
4	2	0	0	2	-3/32	5	1	3	0	3	1/16	6	3	2	0	3	23/24
4	4	0	0	2	-275/192	6	4	0	2	0	17/768	6	1	2	2	3	1/128
4	2	0	2	2	-3/4	6	6	0	2	0	-221/1152	6	2	2	0	4	-1225/4608
4	0	0	4	2	-3/128	6	2	0	4	0	-113/2048	6	0	2	2	4	-3/128
4	3	0	0	3	169/144	6	4	0	4	0	-20891/15360	6	1	2	0	5	1/256
4	1	0	2	3	3/16	6	2	0	6	0	-41/240	6	0	2	0	6	-1/128
4	2	0	0	4	-15/32	6	0	0	8	0	-5/2048	6	2	3	2	0	-89/768
4	0	0	2	4	-3/128	6	3	0	2	1	105/256	6	1	3	2	1	-25/1536
4	1	0	0	5	3/32	6	5	0	2	1	9337/1536	6	2	3	0	2	-107/768
4	0	0	0	6	-1/128	6	3	0	4	1	12607/7680	6	1	3	0	3	-25/1536
4	2	1	2	0	7/16	6	1	0	6	1	5/128	6	2	4	2	0	-871/540
4	1	1	2	1	-5/32	6	4	0	0	2	-363/256	6	1	4	2	1	-47/768
4	2	1	0	2	21/16	6	6	0	0	2	-12545/1152	6	2	4	0	2	-349/540
4	1	1	0	3	-5/32	6	2	0	2	2	-105/1024	6	1	4	0	3	-47/768
4	2	2	2	0	25/48	6	4	0	2	2	-19517/2560						
4	1	2	2	1	-1/16	6	2	0	4	2	-219/320						
4	2	2	0	2	-53/48	6	0	0	6	2	-5/512						
4	1	2	0	3	-1/16	6	3	0	0	3	97/256						
5	4	0	2	0	757/384	6	5	0	0	3	56143/4608						
5	2	0	4	0	15/256	6	3	0	2	3	13477/3840						
5	3	0	2	1	-673/384	6	1	0	4	3	15/128						
5	1	0	4	1	-15/512	6	2	0	0	4	-97/2048						
5	4	0	0	2	1607/384	6	4	0	0	4	-97051/15360						
5	2	0	2	2	45/128	6	2	0	2	4	-137/160						
5	3	0	0	3	-1757/1152	6	0	0	4	4	-15/1024						
5	1	0	2	3	-15/256	6	3	0	0	5	14347/7680						
5	2	0	0	4	75/256	6	1	0	2	5	15/128						

TABLE 2. Coefficient list for the 6th order normal form in Poincaré variables for the 2:1 secondary resonance of the 1:1 primary spin-orbit resonance.

i_1	i_2	i_3	i_4	i_5	coeff	i_1	i_2	i_3	i_4	i_5	coeff	i_1	i_2	i_3	i_4	i_5	coeff
1	1	0	2	0	3/16	5	3	0	0	2	3/160	6	2	0	2	4	-761357/614400
1	1	0	0	2	-3/16	5	4	0	0	2	186527/115200	6	0	0	4	4	-15/256
1	0	1	2	0	1/2	5	5	0	0	2	458595/1048576	6	2	0	0	6	-358757/1843200
1	0	1	0	2	1/2	5	2	0	2	2	-37/60	6	0	0	2	6	-5/128
2	2	0	2	0	-89/256	5	1	0	4	2	-57/1024	6	0	0	0	8	-5/512
2	0	0	4	0	-1/16	5	2	0	0	4	23/120	6	3	1	2	0	-1723/21600
2	2	0	0	2	-89/256	5	3	0	0	4	15443/409600	6	4	1	2	0	14951113/864000
2	0	0	2	2	-1/8	5	1	0	2	4	57/1024	6	5	1	2	0	-39531961/23592960
2	0	0	4	0	-1/16	5	1	0	0	6	57/1024	6	2	1	4	0	502/225
2	1	1	2	0	3/8	5	2	1	2	0	-19/27	6	3	1	4	0	-7916917/1024000
2	1	1	0	2	-3/8	5	3	1	2	0	2213/14400	6	1	1	6	0	111/512
3	2	0	2	0	-1/3	5	4	1	2	0	1033099/589824	6	3	1	0	2	1723/21600
3	3	0	2	0	-365/4096	5	2	1	4	0	36991/19200	6	4	1	0	2	14951113/864000
3	1	0	4	0	-3/64	5	0	1	6	0	1/32	6	5	1	0	2	39531961/23592960
3	2	0	0	2	-1/3	5	2	1	0	2	-19/27	6	2	1	2	2	-196/225
3	3	0	0	2	365/4096	5	3	1	0	2	-2213/14400	6	1	1	4	2	111/512
3	1	0	0	4	3/64	5	4	1	0	2	1033099/589824	6	2	1	0	4	502/225
3	2	1	2	0	-223/256	5	2	1	2	2	73457/19200	6	3	1	0	4	7916917/1024000
3	2	1	0	2	-223/256	5	0	1	4	2	3/32	6	1	1	2	4	-111/512
3	1	2	2	0	-3/8	5	2	1	0	4	36991/19200	6	1	1	0	6	-111/512
3	1	2	0	2	3/8	5	0	1	2	4	3/32	6	2	2	2	0	-112/27
4	2	0	2	0	-1/18	5	0	1	0	6	1/32	6	3	2	2	0	108329/18000
4	3	0	2	0	-31/240	5	2	2	2	0	-208/27	6	4	2	2	0	12143431/4423680
4	4	0	2	0	62221/196608	5	3	2	2	0	6989/4096	6	2	2	4	0	-9556079/2304000
4	2	0	4	0	3619/10240	5	1	2	4	0	-49/128	6	0	2	6	0	-1/16
4	0	0	6	0	-1/64	5	2	2	0	2	-208/27	6	2	2	0	2	-112/27
4	2	0	0	2	-1/18	5	3	2	0	2	-6989/4096	6	3	2	0	2	-108329/18000
4	3	0	0	2	31/240	5	1	2	0	4	49/128	6	4	2	0	2	12143431/4423680
4	4	0	0	2	62221/196608	5	2	3	2	0	39/64	6	2	2	2	2	26200921/1152000
4	2	0	2	2	-2981/5120	5	2	3	0	2	39/64	6	0	2	4	2	-3/16
4	0	0	4	2	-3/64	5	1	4	2	0	-15/32	6	2	2	0	4	-9556079/2304000
4	2	0	0	4	3619/10240	5	1	4	0	2	15/32	6	0	2	2	4	-3/16
4	0	0	2	4	-3/64	6	4	0	2	0	42653/57600	6	0	2	0	6	-1/16
4	0	0	0	6	-1/64	6	5	0	2	0	-10105549/21504000	6	2	3	2	0	-1312/81
4	2	1	2	0	-22/9	6	6	0	2	0	-561054889/1509949440	6	3	3	2	0	43/10240
4	3	1	2	0	239/256	6	2	0	4	0	23/720	6	1	3	4	0	139/384
4	1	1	4	0	15/64	6	3	0	4	0	-2723/19200	6	2	3	0	2	-1312/81
4	2	1	0	2	-22/9	6	4	0	4	0	-106116307/32256000	6	3	3	0	2	-43/10240
4	3	1	0	2	-239/256	6	2	0	6	0	-358757/1843200	6	1	3	0	4	-139/384
4	1	1	0	4	-15/64	6	0	0	8	0	-5/512	6	2	4	2	0	-1179/1280
4	2	2	2	0	-3/256	6	4	0	0	2	42653/57600	6	2	4	0	2	-1179/1280
4	2	2	0	2	-3/256	6	5	0	0	2	10105549/21504000	6	1	5	2	0	1/5
4	1	3	2	0	13/16	6	6	0	0	2	-561054889/1509949440	6	1	5	0	2	-1/5
4	1	3	0	2	-13/16	6	2	0	2	2	-37/360						
5	3	0	2	0	-3/160	6	4	0	2	2	-22740677/43008000						
5	4	0	2	0	186527/115200	6	2	0	4	2	-761357/614400						
5	5	0	2	0	-458595/1048576	6	0	0	6	2	-5/128						
5	2	0	4	0	23/120	6	2	0	0	4	23/720						
5	3	0	4	0	-15443/409600	6	3	0	0	4	2723/19200						
5	1	0	6	0	-57/1024	6	4	0	0	4	-106116307/32256000						

TABLE 3. Coefficient list for the 6th order normal form in Poincaré variables for the 3:1 secondary resonance of the 1:1 primary spin-orbit resonance.

$i_1 i_2 i_3 i_4 i_5$	coeff	$i_1 i_2 i_3 i_4 i_5$	coeff	$i_1 i_2 i_3 i_4 i_5$	coeff
1 0 1 2 0	1/2	5 1 1 4 1	$27\sqrt{3}/128$	6 2 1 4 0	199/1024
1 0 1 0 2	1/2	5 2 1 0 2	-11/128	6 3 1 2 1	$1390787\sqrt{3}/3136000$
2 2 0 2 0	-2/15	5 4 1 0 2	-194453/40000	6 1 1 4 1	$243\sqrt{3}/2048$
2 0 0 4 0	-1/16	5 2 1 2 2	-66191/8000	6 4 1 0 2	-404401/392000
2 1 0 2 1	$1/(2\sqrt{3})$	5 0 1 4 2	27/128	6 2 1 2 2	199/512
2 2 0 0 2	-2/15	5 3 1 0 3	$14981/(16000\sqrt{3})$	6 3 1 0 3	$-1390787/(3136000\sqrt{3})$
2 0 0 2 2	-1/8	5 1 1 2 3	$9\sqrt{3}/64$	6 1 1 2 3	$81\sqrt{3}/1024$
2 1 0 0 3	$-1/(6\sqrt{3})$	5 2 1 0 4	-66191/16000	6 2 1 0 4	199/1024
2 0 0 0 4	-1/16	5 0 1 2 4	27/128	6 1 1 0 5	$-81\sqrt{3}/2048$
3 2 0 2 0	-1/12	5 1 1 0 5	$-9\sqrt{3}/128$	6 2 2 2 0	-621/1024
3 1 0 2 1	$1/(16\sqrt{3})$	5 0 1 0 6	9/128	6 4 2 2 0	-34986681/800000
3 2 0 0 2	-1/12	5 2 2 2 0	-189/64	6 2 2 4 0	-13986039/320000
3 1 0 0 3	$-1/(48\sqrt{3})$	5 1 2 2 1	$15\sqrt{3}/512$	6 0 2 6 0	-27/128
3 2 1 2 0	41/100	5 2 2 0 2	-189/64	6 3 2 2 1	$-850233\sqrt{3}/40000$
3 1 1 2 1	$\sqrt{3}/4$	5 1 2 0 3	$-5\sqrt{3}/512$	6 1 2 4 1	$-243\sqrt{3}/128$
3 2 1 0 2	41/100	5 2 3 2 0	228177/5000	6 2 2 0 2	-621/1024
3 1 1 0 3	$-1/(4\sqrt{3})$	5 1 3 2 1	$45\sqrt{3}/16$	6 4 2 0 2	-34986681/800000
4 2 0 2 0	-1/192	5 2 3 0 2	228177/5000	6 2 2 2 2	-13986039/160000
4 4 0 2 0	-7837/24000	5 1 3 0 3	$-15\sqrt{3}/16$	6 0 2 4 2	-81/128
4 2 0 4 0	-277/1200	6 4 0 2 0	5189/188160	6 3 2 0 3	$283411\sqrt{3}/40000$
4 0 0 6 0	-3/128	6 6 0 2 0	358873969/831600000	6 1 2 2 3	$-81\sqrt{3}/64$
4 3 0 2 1	$-97/(400\sqrt{3})$	6 2 0 4 0	7/6144	6 2 2 0 4	-13986039/320000
4 2 0 0 2	-1/192	6 4 0 4 0	13690483/10080000	6 0 2 2 4	-81/128
4 4 0 0 2	-7837/24000	6 2 0 6 0	128837/672000	6 1 2 0 5	$81\sqrt{3}/128$
4 2 0 2 2	-277/600	6 0 0 8 0	-45/2048	6 0 2 0 6	-27/128
4 0 0 4 2	-9/128	6 3 0 2 1	$\sqrt{3}/256$	6 2 3 2 0	-1377/256
4 3 0 0 3	$97/(1200\sqrt{3})$	6 5 0 2 1	$1592807/(1680000\sqrt{3})$	6 1 3 2 1	$-765\sqrt{3}/512$
4 2 0 0 4	-277/1200	6 3 0 4 1	$367253/(448000\sqrt{3})$	6 2 3 0 2	-1377/256
4 0 0 2 4	-9/128	6 1 0 6 1	$-81\sqrt{3}/1024$	6 1 3 0 3	$255\sqrt{3}/512$
4 0 0 0 6	-3/128	6 4 0 0 2	5189/188160	6 2 4 2 0	1708047/6250
4 2 1 2 0	-13/16	6 6 0 0 2	358873969/831600000	6 1 4 2 1	$-2727\sqrt{3}/256$
4 1 1 2 1	$11\sqrt{3}/64$	6 2 0 2 2	7/3072	6 2 4 0 2	1708047/6250
4 2 1 0 2	-13/16	6 4 0 2 2	13690483/5040000	6 1 4 0 3	$909\sqrt{3}/256$
4 1 1 0 3	$-11/(64\sqrt{3})$	6 2 0 4 2	932087/224000		
4 2 2 2 0	7533/1000	6 0 0 6 2	-45/512		
4 1 2 2 1	$-3\sqrt{3}/16$	6 3 0 0 3	$-1/(256\sqrt{3})$		
4 2 2 0 2	7533/1000	6 5 0 0 3	$-1592807/(5040000\sqrt{3})$		
4 1 2 0 3	$\sqrt{3}/16$	6 3 0 2 3	$367253/(672000\sqrt{3})$		
5 4 0 2 0	257/4200	6 1 0 4 3	$-135\sqrt{3}/1024$		
5 2 0 4 0	7/384	6 2 0 0 4	7/6144		
5 3 0 2 1	$-1201/(11200\sqrt{3})$	6 4 0 0 4	13690483/10080000		
5 4 0 0 2	257/4200	6 2 0 2 4	-406663/224000		
5 2 0 2 2	7/192	6 0 0 4 4	-135/1024		
5 3 0 0 3	$1201/(33600\sqrt{3})$	6 3 0 0 5	$-367253/(1344000\sqrt{3})$		
5 2 0 0 4	7/384	6 1 0 2 5	$-27\sqrt{3}/1024$		
5 2 1 2 0	-11/128	6 2 0 0 6	396587/672000		
5 4 1 2 0	-194453/40000	6 0 0 2 6	-45/512		
5 2 1 4 0	-66191/16000	6 1 0 0 7	$27\sqrt{3}/1024$		
5 0 1 6 0	9/128	6 0 0 0 8	-45/2048		
5 3 1 2 1	$-14981\sqrt{3}/16000$	6 4 1 2 0	-404401/392000		