

Improved Effective Range Expansion for Casimir-Polder potential

P.-P. Crépin,^{1,*} R. Guérout,^{1,†} and S. Reynaud^{1,‡}

¹Laboratoire Kastler Brossel (LKB), Sorbonne Université, CNRS, ENS-PSL Université,
Collège de France, Campus Pierre et Marie Curie, 75252, Paris, France

(Dated: April 16, 2019)

We study the effective range expansion of scattering on a real Casimir-Polder potential. We use Liouville transformations which transform the potential landscape while preserving the reflection and transmission amplitudes. We decompose the scattering calculation in two more elementary problems, one for the homogeneous $1/z^4$ potential and the other one for the correction to this idealization. We use the symmetries of the transformed problem and the properties of the scattering matrices to derive an *improved effective range expansion* leading to a more accurate expansion of scattering amplitudes at low energy.

I. INTRODUCTION

The *effective range theory* was developed long ago [1–7] for studying nucleon scattering with scattering amplitudes described at low energies by a small number of parameters, namely a scattering length and an effective range in the simplest cases. In the present paper, we focus our attention on the study of atom scattering on the Casimir-Polder potential above a surface [8–11]. The Casimir-Polder potential varies rapidly in the vicinity of the surface, which leads to quantum reflection even though the potential well is attractive [12–19].

Quantum reflection should play a key role in the GBAR experiment that will test the weak equivalence principle on antihydrogen atoms [20–23] as it prevents the detection of antihydrogen atoms through annihilation on the detector [24–26]. It can also be turned into a tool for reaching better experimental accuracy [27, 28]. In a new quantum measurement methods recently proposed to improve the accuracy of GBAR experiment [29], a precise knowledge of the Casimir-Polder shifts of quantum gravitational states [30, 31] is required, and this requirement can be met by mastering the effective range expansion for scattering amplitudes at low energy [32].

We explain in the next section the motivation for building an improved effective range expansion in the case of real Casimir-Polder potentials. We then propose a new derivation based on Liouville transformations of the Schrödinger equation which map the physical potential landscape into another potential more convenient to study quantum reflection. We use symmetries and composition properties of scattering amplitudes to derive an improved effective range expansion, leading to more accurate predictions at low energy and opening new perspectives for precise spectroscopic measurement of quantum gravitational states.

II. MOTIVATIONS FOR AN IMPROVED EFFECTIVE RANGE EXPANSION

An (anti)hydrogen atom of mass m at height z above a horizontal surface is submitted to the gravity potential and the Casimir-Polder potential which dominates at the distances considered, of the order of a few micrometers. The Casimir-Polder potential $V(z)$ is attractive at all distances, with characteristic asymptotic power laws, the so called *Van der Waals* limit near the surface for $z \rightarrow 0$ and *retarded* limit far from it $z \rightarrow +\infty$:

$$\begin{aligned} V(z) &\simeq -C_3/z^3 \equiv V_3(z) \quad , \quad z \rightarrow 0^+ \quad , \\ V(z) &\simeq -C_4/z^4 \equiv V_4(z) \quad , \quad z \rightarrow +\infty \quad . \end{aligned} \quad (1)$$

The long-range length scale corresponding to this potential is $\ell_4 = \sqrt{2mC_4}/\hbar$ while the short-range length scale is $\ell_3 = 2mC_3/\hbar^2$. Typical values for helium and silica surfaces are given in table I.

The scattering amplitudes for an atom falling down onto the surface can be calculated by solving the one-dimensional stationary Schrödinger equation obeyed by the wave function [33, 34]:

$$\begin{aligned} \psi''(z) + F(z)\psi(z) &= 0 \\ F(z) &\equiv \frac{2m(E - V(z))}{\hbar^2} \quad . \end{aligned} \quad (2)$$

The equation (2) can be solved numerically by imposing absorbing boundary conditions $\psi(0) = 0$ on the antihydrogen atom, annihilated at contact on the surface. The potential vanishes at large distances and the wave function is written ($E = \hbar k^2/(2m)$ is the energy and k the asymptotic wavevector):

$$\psi(z) \underset{z \rightarrow +\infty}{\sim} e^{-ikz} + r(k) e^{ikz} \quad . \quad (3)$$

The reflection amplitude $r(k)$ which describes the quantum reflection of the atom on the Casimir-Polder potential has been computed for antihydrogen falling down on different surfaces [35–37]. It goes to -1 at the limit of low energies, with an asymptotic approach to this limit described by a *scattering length*:

$$\tilde{A}(k) = -i \frac{1 + r(k)}{1 - r(k)} \quad , \quad \lim_{k \rightarrow 0} \frac{\tilde{A}(k)}{k} = -i\ell \quad . \quad (4)$$

* pierre-philippe.crepin@lkb.upmc.fr

† romain.guerout@lkb.upmc.fr

‡ serge.reynaud@lkb.upmc.fr

For the ideal homogeneous potential V_4 , the length ℓ coincides with the length scale ℓ_4 [38, 39], that is real. This is why we chose to call ℓ the scattering length while the traditional scattering length – often denoted by $a \equiv -i\ell$ – is purely imaginary in that case. For a real Casimir-Polder potential in contrast, it is not the case though it might have been expected that the low-energy behavior of $r(k)$ is determined by the long-range part of the potential. As shown in table I, the scattering length computed for real potentials with antihydrogen on helium or silica surfaces significantly differs from this expectation.

	ℓ_4	ℓ	ℓ_3
He	75.51	44.78 – 34.90 i	16.54
SiO ₂	194.7	272.7 – 77.04 i	321.3

Table I. Typical length scales ℓ_4 , ℓ_3 and scattering length ℓ calculated for the real Casimir-Polder potential between antihydrogen and helium or silica surfaces (atomic units).

Not only the scattering length but also the Taylor expansion of $\mathcal{A}(k)$ at low energies is required to compute the precise positions of gravitational quantum states [32]. This effective range expansion is known for the ideal V_4 potential [38, 39]. The parameters of the expansion can be modified when assuming that the difference between the real potential V and the long-range limit V_4 is a short-range potential. However this assumption is not valid for the real Casimir-Polder potential, where the difference $V - V_4$ is known to behave essentially as another long-range potential V_3 .

In the following, we will introduce Liouville transformations of the Schrödinger equation which change the potential landscape while exactly preserving reflection amplitudes [40, 41]. We will see that this allows one to bypass the mathematical intricacies in the modified effective range theory for Casimir-Polder potentials, and then to get an improved asymptotic expansion of reflection amplitudes at low energies.

III. LIOUVILLE TRANSFORMATIONS

We consider now Liouville transformations which transform the potential and remove its divergence in the vicinity of the surface [40, 41].

We first introduce the WKB phase :

$$\phi_{dB}(z) = \int_{z_\phi}^z \sqrt{F(z')} dz', \quad (5)$$

where z_ϕ is a reference point to be fixed by choosing a phase origin for the wave function ϕ at $z \rightarrow +\infty$ where the WKB phase is linear :

$$\lim_{z \rightarrow +\infty} (\phi_{dB}(z) - kz) = \phi. \quad (6)$$

We define the Liouville transformation as a related change of coordinate and wavefunction scaling :

$$\mathbf{z} = \frac{\phi_{dB}(z)}{\sqrt{k\ell_4}} \quad (7)$$

$$\Psi(\mathbf{z}) = \sqrt{\mathbf{z}'(z)} \psi(z).$$

The phase ϕ now corresponds to a translation length \mathbf{z}_ϕ in the new coordinates to be adjusted by symmetry considerations discussed later on :

$$\mathbf{z}_\phi \equiv \int_{z_\phi}^{z_0} \sqrt{\frac{F(z')}{k\ell_4}} dz'. \quad (8)$$

We can now rewrite the Schrödinger equation in the transformed coordinates :

$$\Psi''(\mathbf{z}) + \mathbf{F}(\mathbf{z})\Psi(\mathbf{z}) = 0, \quad (9)$$

$$\mathbf{F}(\mathbf{z}) = \mathbf{E} - \mathbf{V}(\mathbf{z}),$$

with $\mathbf{F}(\mathbf{z})$ given by a Schwarzian derivative $\{\mathbf{z}, z\}$:

$$\mathbf{F}(\mathbf{z}) = \frac{F(z) - \frac{1}{2}\{\mathbf{z}, z\}}{\mathbf{z}'(z)^2} \quad (10)$$

$$\{\mathbf{z}, z\} = \frac{\mathbf{z}'''(z)}{\mathbf{z}'(z)} - \frac{3}{2} \frac{\mathbf{z}''(z)^2}{\mathbf{z}'(z)^2} \equiv 2F(z)Q(z).$$

A significant *badlands function* $Q(z)$ indicates the *badlands* where the WKB approximation fails and quantum reflection occurs. The transformed energy, potential and wave-vector can also be written :

$$\mathbf{E} = k\ell_4, \quad (11)$$

$$\mathbf{V}(\mathbf{z}) = k\ell_4 Q(z),$$

$$\mathbf{k} = \sqrt{k\ell_4}.$$

For the ideal homogeneous potential $V_4(z)$ the transformed $\mathbf{V}_4(\mathbf{z})$ reaches a maximum at \mathbf{z}_M [40] :

$$\mathbf{z}_M \equiv \mathbf{z}(z = \zeta) = \mathbf{z}_* + \mathbf{z}_\phi, \quad \zeta \equiv \sqrt{\frac{\ell_4}{k}} \quad (12)$$

$$\mathbf{z}_* \equiv 2 \left[{}_2F_1\left(\frac{1}{2}, -\frac{1}{4}; \frac{3}{4}; -1\right) - \frac{1}{\sqrt{2}} \right] = \frac{1}{\sqrt{\pi}} \Gamma\left(\frac{3}{4}\right)^2,$$

where ${}_2F_1$ is the hypergeometric function that relates \mathbf{z} and z for homogeneous potentials [42]. In order to make the potential \mathbf{V}_4 an even function of \mathbf{z} , we chose $\mathbf{z}_M = 0$, that is also $\mathbf{z}_\phi = -\mathbf{z}_*$.

The potential \mathbf{V}_4 shows universal properties which do not depend on the amplitude C_4 of the V_4 potential after the change of coordinates is done as in (7). It can be rewritten as :

$$\mathbf{V}_4(\mathbf{z}) = \frac{5}{8 \cosh^3(2u)}, \quad u \equiv \ln \frac{z}{\zeta}, \quad (13)$$

$$\mathbf{z} = \int_0^u \sqrt{2 \cosh(2u')} du',$$

and its asymptotic behavior deduced :

$$\mathbf{V}_4(\mathbf{z}) \underset{\mathbf{z} \rightarrow \pm\infty}{\simeq} \frac{5}{\mathbf{z}^6}, \quad \mathbf{z} \underset{u \rightarrow \infty}{\simeq} e^u. \quad (14)$$

The new potential in Liouville coordinates is plotted as the black full line in figure 1 with its asymptotic behavior shown as dashed red lines.

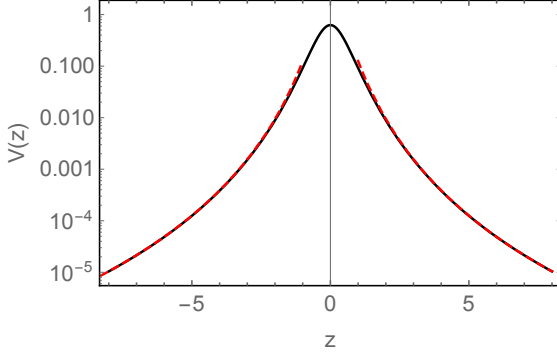


Figure 1. Black line represents the potential $\mathbf{V}_4(\mathbf{z})$, an even function after Liouville transformation; the dashed red lines show its asymptotic behavior (colors on line).

The real Casimir-Polder potential V departs from the ideal form \mathbf{V}_4 at not too large distances, which breaks the symmetry and modifies the transformed \mathbf{V} after Liouville transformation, as can be seen in figure 2. The change is particularly significant in the left part $\mathbf{z} < 0$ which corresponds to $z < \zeta$.

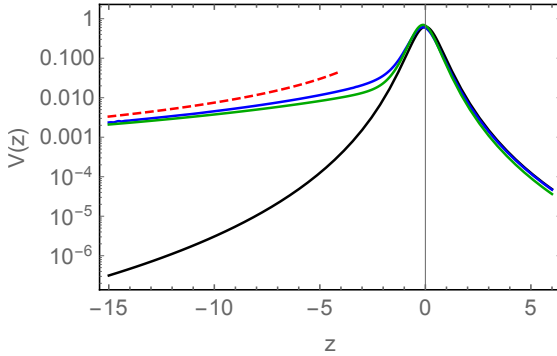


Figure 2. Casimir-Polder potentials plotted after Liouville transformation (blue line for He and green line for SiO_2), calculated at energy $E = 1$ neV. The black line shows the \mathbf{V}_4 potential for comparison while the red dashed line is the asymptotic behavior for the \mathbf{V}_3 tail.

For $\mathbf{z} \rightarrow -\infty$, \mathbf{V} behaves asymptotically, as \mathbf{V}_3 and the expression of the latter potential is known (as for all homogeneous potentials \mathbf{V}_n ; see [42]) :

$$\mathbf{V}_3(x) = 3x \frac{1 + 16x^3}{16(1 + x^3)^3}, \quad (15)$$

$$\mathbf{z} = 3x \left[{}_2F_1\left(\frac{1}{2}, -\frac{1}{3}; \frac{2}{3}; -\frac{1}{x^3}\right) - \frac{2}{3}\sqrt{1 + \frac{1}{x^3}} \right].$$

From (15), we deduce the asymptotic behaviour of \mathbf{V} shown as the dashed red line in figure 2 :

$$\mathbf{V}(\mathbf{z}) \underset{\mathbf{z} \rightarrow -\infty}{\simeq} \mathbf{V}_3(\mathbf{z}) \underset{\mathbf{z} \rightarrow -\infty}{\simeq} \frac{3}{4\mathbf{z}^2}, \quad (16)$$

$$\mathbf{z} \underset{x \rightarrow 0}{\simeq} -2/\sqrt{x}.$$

IV. TWO-STEP SCATTERING PROCESS

After the Liouville transformation, the potential landscape is much smoother than the original one so that we can decompose the scattering process into two steps. The first step is the reflection on the universal long-range part \mathbf{V}_4 felt by the atom when he falls down from large distances, while the second one is the reflection on the inner \mathbf{V} differing from \mathbf{V}_4 when the atom has been transmitted through the first barrier.

The *scattering matrix* \mathcal{S} connects the amplitudes of waves propagating *out* and *in* and it has a general form for one-channel scattering :

$$\begin{pmatrix} a_+^{\text{out}} \\ a_-^{\text{out}} \end{pmatrix} = \mathcal{S} \begin{pmatrix} a_+^{\text{in}} \\ a_-^{\text{in}} \end{pmatrix}, \quad \mathcal{S} = \begin{pmatrix} \bar{t} & r \\ \bar{r} & t \end{pmatrix}. \quad (17)$$

It is also useful to define the *transfer matrix* \mathcal{T} that relates left and right waves. \mathcal{S} and \mathcal{T} matrices are related by an operation [43] defined for all matrices with a non-zero coefficient $m_{1,1}$:

$$\Pi : \begin{pmatrix} m_{11} & m_{12} \\ m_{21} & m_{22} \end{pmatrix} \mapsto \frac{1}{m_{11}} \begin{pmatrix} 1 & -m_{12} \\ m_{21} & \det(M) \end{pmatrix} \quad (18)$$

This operation Π is an involution transforming \mathcal{S} into \mathcal{T} as well as \mathcal{T} into \mathcal{S} :

$$\mathcal{T} = \Pi(\mathcal{S}), \quad \mathcal{S} = \Pi(\mathcal{T}), \quad \Pi \circ \Pi = \mathcal{I}. \quad (19)$$

For a two-step scattering process such as the one discussed here, the full process is described by a mere product for \mathcal{T} matrices that is also by a \star operation for elementary \mathcal{S} matrices defined as follows [43] :

$$(\mathcal{S}_a, \mathcal{S}_b) \mapsto \mathcal{S}_a \star \mathcal{S}_b \equiv \Pi[\Pi(\mathcal{S}_a) \times \Pi(\mathcal{S}_b)]. \quad (20)$$

Here, the first step corresponds to reflection on the \mathbf{V}_4 potential, described by a known matrix \mathcal{S}_4 , while the second step is the reflection above the tail $\mathbf{z} < 0$ of the real potential \mathbf{V} , that will be discussed below as a matrix \mathcal{S}_ρ matrix.

The whole process, schematized in figure 3, is then described by the \mathcal{S} matrix :

$$\mathcal{S} = \mathcal{S}_\rho \star \mathcal{S}_4 \equiv \begin{pmatrix} \bar{t} & r \\ \bar{r} & t \end{pmatrix}. \quad (21)$$

This decomposition might appear as artificial, as the two processes take place in the same space region.

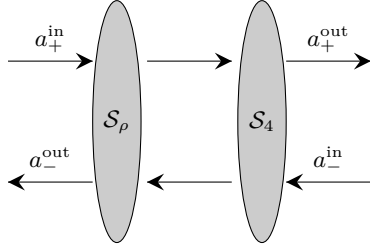


Figure 3. Schematic representation of a two-step scattering process.

This argument can however be bypassed as \mathcal{S} and \mathcal{S}_4 can both be computed numerically and the \mathcal{S}_ρ matrix then defined without ambiguity as $\mathcal{S}_\rho = \mathcal{S} \star \mathcal{S}_4^{-1}$ where \mathcal{S}_4^{-1} is the inverse matrix of \mathcal{S}_4 for the \star law :

$$\mathcal{S}_4^{-1} = \Pi([\Pi(\mathcal{S}_4)]^{-1}) \quad (22)$$

with $[\Pi(\mathcal{S}_4)]^{-1}$ the inverse of $\Pi(\mathcal{S}_4)$ for the usual product law of matrices. This gives a proper formal definition of \mathcal{S}_ρ which matches the physical intuition of a two-step process. We will see below that this is the key to the improved effective range expansion obtained in this paper.

We first focus attention on the symmetries of the scattering problem, namely *unitarity* and *reciprocity* which are general symmetries and then *space parity* which holds for the specific potential \mathbf{V}_4 . Unitarity of the \mathcal{S} -matrices associated with current conservation is valid for all processes considered here :

$$\mathcal{S}^\dagger \mathcal{S} = \mathcal{I} , \quad (23)$$

$$|r|^2 + |t|^2 = |\bar{r}|^2 + |\bar{t}|^2 = 1 \quad , \quad \bar{t}^* r + \bar{r}^* t = 0 .$$

Reciprocity is the result of time-reversal symmetry :

$$\mathcal{S}_4^* = M \mathcal{S}_4^{-1} M \quad , \quad M = \begin{pmatrix} 0 & 1 \\ 1 & 0 \end{pmatrix} , \quad (24)$$

$$|\det \mathcal{S}|^2 = |\bar{t} - r\bar{r}|^2 = 1 .$$

Space parity is a property of the transformed \mathbf{V}_4 potential. It implies that the reflection and transmission amplitudes are the same if we consider a scattered wave coming from the left or from the right :

$$\bar{r}_4 = r_4 \quad , \quad \bar{t}_4 = t_4 . \quad (25)$$

As a consequence of these symmetries, the \mathcal{S}_4 matrix has a simple form :

$$\mathcal{S}_4 = \begin{pmatrix} t_4 & r_4 \\ r_4 & t_4 \end{pmatrix} . \quad (26)$$

Its eigenvalues $s_\pm = t_4 \pm r_4$ have unit modulus (unitarity) and they can be written as pure dephasings

$s_\pm = e^{i\delta_\pm}$ ($\delta_\pm \in \mathbb{R}$). The known solution of the scattering problem for the V_4 potential gives [40] :

$$\begin{aligned} r_4 &= -i \frac{\sinh(\sigma)}{\sinh(\sigma + i\pi\tau)} \\ t_4 &= \frac{\sin(\pi\tau)}{\sinh(\sigma + i\pi\tau)} \end{aligned} \quad (27)$$

where τ is a Mathieu characteristic exponent and σ the ratio $\ln \frac{\tilde{\psi}^-(0)}{\tilde{\psi}^+(0)}$, corresponding to the two solutions ($\epsilon = \pm 1$) of the Mathieu equation [40] :

$$\begin{aligned} \tilde{\Psi}^\epsilon(\tilde{z}) &= \sum_{n=-\infty}^{\infty} (-1)^n A_n^\tau J_{\epsilon(n+\tau)}(\mathbf{k}e^{\tilde{z}}) J_{\epsilon n}(\mathbf{k}e^{-\tilde{z}}) \\ ((\tau + 2n)^2 - 1/4)A_n^\tau + \mathbf{k}^2(A_{n+1}^\tau + A_{n-1}^\tau) &= 0. \end{aligned} \quad (28)$$

We may now write the reflection amplitude for the full scattering process, using these properties and the reflection amplitude ρ (still to be calculated) :

$$r = \frac{r_4 - \rho(r_4^2 - t_4^2)}{1 - \rho r_4} = r_4 \frac{1 - \rho/r_4^*}{1 - \rho r_4} , \quad (29)$$

where we have used (23), (24) and (25) to rewrite the determinant of the \mathcal{S}_4 -matrix :

$$r_4^2 - t_4^2 = \frac{r_4}{r_4^*} . \quad (30)$$

We can also reverse the problem and express ρ from expressions of r and r_4 :

$$\rho = \frac{r_4^*}{r_4} \frac{r_4 - r}{1 - r_4^* r} . \quad (31)$$

V. DERIVATION OF THE EFFECTIVE RANGE EXPANSION

We now derive an expansion of $\tilde{\mathcal{A}}$ which is invariant under the Liouville transformation :

$$\tilde{\mathcal{A}}(k) = -i \frac{1 + r(k)}{1 - r(k)} = -i \frac{1 + \mathbf{r}(\mathbf{k})}{1 - \mathbf{r}(\mathbf{k})} = \tilde{\mathcal{A}}(\mathbf{k}) . \quad (32)$$

The expansion of $\tilde{\mathcal{A}}_4$ is known [38] :

$$\begin{aligned} \tilde{\mathcal{A}}_4(k) &= -ikl_4 [\alpha_0 + \alpha_1 kl_4 + \alpha_2 (kl_4)^2 \\ &\quad + \alpha_2' (kl_4)^2 \ln kl_4] + \mathcal{O}(k^4) , \\ \alpha_0 &= 1 \quad , \quad \alpha_1 = \frac{\pi}{3} i \quad , \quad \alpha_2' = \frac{4}{3} , \\ \alpha_2 &= \frac{8}{3}(\gamma + \ln 2) - \frac{28}{9} - \frac{2\pi}{3} i , \end{aligned} \quad (33)$$

and that of $\tilde{\mathcal{A}}_4(\mathbf{k})$ deduced from (36) ($\mathbf{k} = \sqrt{k\ell_4}$) :

$$\begin{aligned} \tilde{\mathcal{A}}_4(\mathbf{k}) &= -i\mathbf{k}^2 [\alpha_0 + \alpha_1 \mathbf{k}^2 + \alpha_2 \mathbf{k}^4 + 2\alpha_2' \mathbf{k}^4 \ln \mathbf{k}] \\ &\quad + \mathcal{O}(\mathbf{k}^8) . \end{aligned} \quad (34)$$

Using (29) and (32), we deduce :

$$\tilde{\mathcal{A}} = \tilde{\mathcal{A}}_4 + \frac{\rho(1 - i\tilde{\mathcal{A}}_4)(\tilde{\mathcal{A}}_4^* - \tilde{\mathcal{A}}_4)}{1 + i\tilde{\mathcal{A}}_4^* + \rho(1 - i\tilde{\mathcal{A}}_4)}. \quad (35)$$

It is interesting to note that if $\tilde{\mathcal{A}}_4(k) \in \mathbb{R}$, then $\tilde{\mathcal{A}} = \tilde{\mathcal{A}}_4$ independently of the value of ρ . We see from (34) that we need an expansion of $\tilde{\mathcal{A}}(\mathbf{k})$ up to order 6 in \mathbf{k} . if we want an expansion of $\tilde{\mathcal{A}}(k)$ up to order 3 in k . Since $\tilde{\mathcal{A}}_4^* - \tilde{\mathcal{A}}_4 \sim k^2$, this aim only requires an expansion of $\rho(\mathbf{k})$ up to the order 4 in \mathbf{k} .

As the difference $\mathbf{V} - \mathbf{V}_4$ is regular and decreases fast enough to apply Lippmann-Schwinger equations in scattering theory, it is natural to postulate that ρ has a regular Taylor expansion in \mathbf{k} :

$$\rho(\mathbf{k}) = \rho_0 + \rho_1 \mathbf{k} + \rho_2 \mathbf{k}^2 + \rho_3 \mathbf{k}^3 + \rho_4 \mathbf{k}^4 + \dots \quad (36)$$

This postulate can then be checked out and the coefficients ρ_i deduced through a fit using the exact expression known for $\mathbf{r}_4(\mathbf{k})$ and the numerical results of $\mathbf{r}(\mathbf{k})$ calculated for different surfaces.

We have performed these fits in the range $k\ell \in [2 \times 10^{-3}, 10^{-1}]$. The numerical noise is indeed too large for $k\ell < 2 \times 10^{-3}$, while the truncated Taylor expansion ceases to be valid for $k\ell > 10^{-1}$. We have taken uniformly 1000 points in the interval to build the discrete set of points to be fitted. The results of this fit are presented in table II.

	He	SiO ₂
ρ_0	$0.158 + 0.336i$	$0.064 + 0.138i$
ρ_1	$-0.009 + 0.011i$	$-0.001 - 0.004i$
ρ_2	$0.098 - 0.117i$	$0.026 + 0.034i$
ρ_3	$-0.513 + 0.611i$	$-0.359 + 0.469i$
ρ_4	$-0.083 - 0.487i$	$0.204 - 0.740i$

Table II. Coefficients in the expansion of ρ deduced by fitting the numerical results known for He and SiO₂ surfaces.

This polynomial expansion in \mathbf{k} introduces square root terms in the original expansion in k . Such terms would have been absent in a naive approach keeping only integer powers of k , that is equivalently even powers of \mathbf{k} in the expansion (36). We may compare the quality of the fits corresponds to the *full* Taylor expansion– truncated after the fourth order – and to *even terms* expansion restricted to even powers of \mathbf{k} by looking at the standard deviations of the residuals. These standard deviations $\hat{\sigma}$ calculated for real and imaginary parts of ρ , and different surfaces (He or SiO₂), are presented in table III.

The ratio $\hat{\rho}/\rho$ of the estimated $\hat{\rho}$ for both even terms and full expansions to the numerically known ρ is another illustration of the quality of the two fits plotted in figure 4. Both table III and figure 4 show a large improvement of the quality of the fit with the full Taylor expansion. The residual linear behavior in figure 4 reveals missing terms in the expansion of ρ – the odd terms in the case of the even terms expansion and terms from the order 5 in the case of the

$10^6 \hat{\sigma}$	He		SiO ₂	
	Re(ρ)	Im(ρ)	Re(ρ)	Im(ρ)
Even terms expansion	31	36	41	80
Full expansion	2	2.4	1.0	5.5

Table III. Standard deviations $\hat{\sigma}$ of the residuals in the fits, calculated for real and imaginary parts of ρ , for different surfaces, as a function of the fit method – based on the even terms and the full expansions.

full expansion. Liouville transformations thus reveal the existence of square root terms which could not have been discovered otherwise and neatly improve the precision of the estimators.

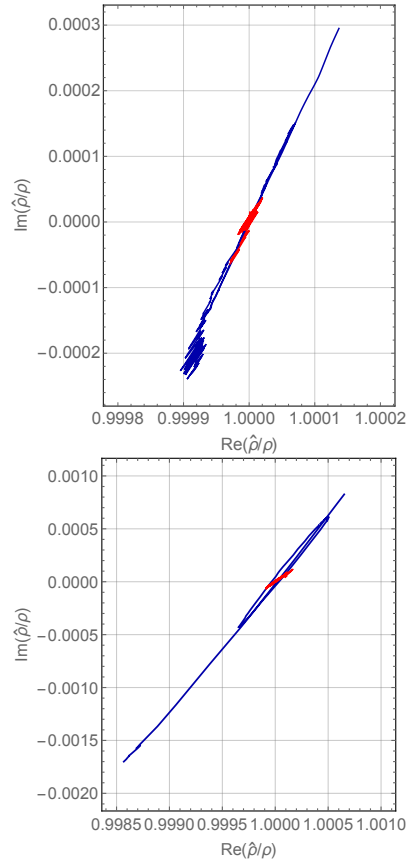


Figure 4. Ratio $\hat{\rho}/\rho$ of the $\hat{\rho}$ obtained by the fit over the ρ known numerically. The upper figure is a plot for He and the right for SiO₂. The fit obtained with only even terms is plotted in blue, while the fit obtained with the full Taylor expansion is plotted in red.

We can finally derive the expansion of $\tilde{\mathcal{A}}$ knowing

the ones for $\tilde{\mathcal{A}}_4$ and ρ :

$$\begin{aligned} \tilde{\mathcal{A}}(k) = & -ik\ell \left[\beta_0 + \beta_{12}(k\ell_4)^{1/2} + \beta_1 k\ell_4 \right. \\ & + \beta_{32}(k\ell_4)^{3/2} + \beta_2(k\ell_4)^2 \\ & \left. + \beta'_2(k\ell_4)^2 \ln k\ell_4 \right] + \mathcal{O}(k^4), \quad (37) \end{aligned}$$

$$\ell = \frac{1 - \rho_0}{1 + \rho_0} \ell_4. \quad (38)$$

The last equation is a renormalization of the scattering length ℓ differing from the long-range length scale ℓ_4 due to the non vanishing value of ρ_0 . The other constants in the expansion are deduced from α_i in (33) and ρ_i :

$$\begin{aligned} \beta_0 &= \alpha_0, \\ \beta_{12} &= -\frac{2\alpha_0\rho_1}{\sqrt{(1+\rho_0)(1-\rho_0)^3}}, \\ \beta_1 &= \frac{2\alpha_0(\rho_1^2 - (1+\rho_0)\rho_2) - \alpha_1(1+\rho_0)^3}{(1+\rho_0)(1-\rho_0)^2}, \\ \beta_{32} &= \frac{2\alpha_0(\rho_1^3 - 2(1+\rho_0)\rho_1\rho_2 + (1+\rho_0)^2\rho_3)}{\sqrt{(1+\rho_0)^3(1-\rho_0)^5}}, \\ \beta_2 &= \frac{2\alpha_0\rho_1^2(\rho_1^2 - 3(1+\rho_0)\rho_2)}{(1+\rho_0)^2(1-\rho_0)^3} \\ &+ \frac{2\alpha_0(2\rho_1\rho_3 + \rho_2^2)}{(1-\rho_0)^3} \\ &+ \frac{1+\rho_0}{(1-\rho_0)^3}(\alpha_2 + 4\alpha_0\alpha_1\rho_0 - 2\alpha_0\rho_4) \\ &+ \frac{\rho_0(1+\rho_0)}{(1-\rho_0)^3}((2+\rho_0)\text{Im}(\alpha_2)i - \rho_0\text{Re}(\alpha_2)) \\ &- \frac{(1+\rho_0)^2}{(1-\rho_0)^2}\alpha'_2 \ln\left(\frac{1-\rho_0}{1+\rho_0}\right), \\ \beta'_2 &= \alpha'_2 \left(\frac{1+\rho_0}{1-\rho_0}\right)^2. \quad (39) \end{aligned}$$

VI. DISCUSSION OF THE NEW EXPANSION

We conclude our discussion of the improved effective range expansion by showing its benefit with respect to the modified effective range theory [38].

In the latter, two parameters had to be modified in the expansion of $\tilde{\mathcal{A}}$: the scattering length ℓ and the effective range \mathcal{R}_0 , or equivalently $\tilde{\alpha}_2$:

$$\begin{aligned} \tilde{\mathcal{A}}(k) = & -ik\ell (\tilde{\alpha}_0 + \tilde{\alpha}_1 k\ell_4 + \tilde{\alpha}_2(k\ell_4)^2 \\ & + \tilde{\alpha}'_2(k\ell_4)^2 \ln k\ell_4) + \mathcal{O}(k^4), \\ \tilde{\alpha}_0 &= \alpha_0, \quad \tilde{\alpha}_1 = \alpha_1 \cdot \ell_4/\ell, \quad \tilde{\alpha}'_2 = \alpha'_2, \\ \tilde{\alpha}_2 &= \alpha_2 + \pi(\ell - \ell_4)^2/\ell\ell_4 - i\mathcal{R}_0\ell/2\ell_4^2, \quad (40) \end{aligned}$$

with the numerical values of the scattering length ℓ and $\tilde{\alpha}_2$ for helium and silica in table IV.

	He	SiO ₂
ℓ	44.78 - 34.90i	272.7 - 77.04i
$\tilde{\alpha}_2$	2.54 - 2.51i	1.73 - 3.67i

Table IV. Modified values for the scattering length ℓ and the coefficient $\tilde{\alpha}_2$ computed for helium and silica surfaces.

In the improved effective range expansion proposed in this paper, five parameters have to be determined, ρ_i for $i \in \llbracket 0, 4 \rrbracket$, some of them leading to new terms in the expansion of $\tilde{\mathcal{A}}$. We calculate the error due to the two expansions by comparing the values of the expansions to the precise numerical one.

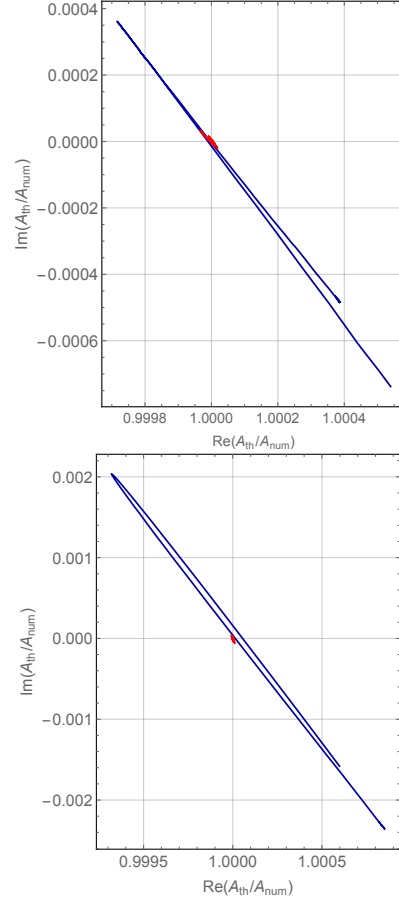


Figure 5. Ratio $\tilde{\mathcal{A}}_{th}/\tilde{\mathcal{A}}_{num}$ of $\tilde{\mathcal{A}}_{th}$ obtained theoretically over $\tilde{\mathcal{A}}_{num}$ known numerically. The modified effective range theory appears in blue while the improved effective range theory appears in red. The upper figure is a plot for He and the lower one for SiO₂.

We plotted in figure 5 the ratio $\tilde{\mathcal{A}}_{th}/\tilde{\mathcal{A}}_{num}$ of $\tilde{\mathcal{A}}_{th}$ in the complex plan obtained theoretically for the preceding effective range theory and the improved one, over $\tilde{\mathcal{A}}_{num}$ known numerically. It is clear that the improved effective range theory reproduces the energy dependance of $\tilde{\mathcal{A}}$ with a much better accuracy than the original theory. To be more quantitative, we define a norm as the maximum deviation of the pre-

dicted and numerically known values :

$$\|f\| \equiv \max_{k\ell_4 \in [2 \cdot 10^{-3}, 10^{-1}]} |f(k\ell_4)|, \quad (41)$$

and compare $\left\| \frac{\tilde{\mathcal{A}}_{th}}{\tilde{\mathcal{A}}_{num}} - 1 \right\|$ for the two theories in table V. These results confirm what was already visible in the figure 5. The new improved expansion is more than 10 times more accurate than the expansion derived from the original effective range theory.

	He	SiO ₂
Modified ERT	9.1×10^{-4}	2.5×10^{-3}
Improved ERT	4.8×10^{-5}	4.3×10^{-5}

Table V. Maximum relative error for the old effective range theory and the improved effective range expansion for helium and silica surfaces.

The improvement is partly due to the fact that the improved expansion allows more degrees of freedom than the old one (5 instead of 2). But the key improvement is the addition of new terms in the expansion (37) which represent a much better physical understanding of the two-step scattering process. These terms come from the better defined scattering problem after Liouville transformation. The coefficients ρ_i obtained with the new fit are sufficient to compute the expansion of $\tilde{\mathcal{A}}$ with a very high accuracy, needed to determine precisely the Casimir-Polder shifts of quantum gravitation states [32] and, then, to take full benefit of the recently proposed quantum interference method [29].

Acknowledgments Thanks are due to G. Dufour, A. Lambrecht, V. Nesvizhevsky and A. Voronin for insightful discussions during this work and also to colleagues in the GBAR and GRANIT collaborations.

-
- [1] M. Hamermesh and J. Schwinger. Neutron scattering in ortho- and parahydrogen. *Physical Review*, 71:678–680, 1947.
- [2] J. M. Blatt and J. D. Jackson. On the interpretation of neutron-proton scattering data by the Schwinger variational method. *Physical Review*, 76:18–37, 1949.
- [3] H. A. Bethe. Theory of the effective range in nuclear scattering. *Physical Review*, 76:38–50, 1949.
- [4] F. C. Barker and R. E. Peierls. On the definition of the effective range of nuclear forces. *Physical Review*, 75:312–313, 1949.
- [5] T. Teichmann. On the interpretation of resonance levels and their widths in terms of the scattering length and the effective range. *Physical Review*, 83:141–145, 1951.
- [6] K. A. Brueckner and F. Low. Singular potentials and the theory of the effective range. *Physical Review*, 83:461, 1951.
- [7] E. E. Salpeter. The effective range of nuclear forces - effect of the potential shape. *Physical Review*, 82:60–66, 1951.
- [8] J. E. Lennard-Jones and A. F. Devonshire. The interaction of atoms and molecules with solid surfaces III. *Proceedings of the Royal Society of London. Series A*, 156:6–28, 1936.
- [9] J. E. Lennard-Jones and A. F. Devonshire. The interaction of atoms and molecules with solid surfaces IV. *Proceedings of the Royal Society of London. Series A*, 156:29–36, 1936.
- [10] H. B. G. Casimir and D. Polder. Influence of retardation on the London-van der Waals forces. *Nature*, 158:787–788, 1946.
- [11] H. B. G. Casimir and D. Polder. The influence of retardation on the London-van der Waals forces. *Physical Review*, 73:360–372, 1948.
- [12] I. A. Yu, J. M. Doyle, J. C. Sandberg, C. L. Cesar, D. Kleppner, and T. J. Greytak. Evidence for universal quantum reflection of hydrogen from liquid He-4. *Physical Review Letters*, 71:1589–1592, 1993.
- [13] J. J. Berkhout and J. T. M. Walraven. Scattering of hydrogen atoms from liquid-helium surfaces. *Physical Review B*, 47:8886–8904, 1993.
- [14] C. Carraro and M. W. Cole. Sticking coefficient at ultralow energy : Quantum reflection. *Progress in Surface Science*, 57:61–93, 1998.
- [15] F. Shimizu. Specular reflection of very slow metastable neon atoms from a solid surface. *Physical Review Letters*, 86:987–990, 2001.
- [16] V. Druzhinina and M. DeKieviet. Experimental observation of quantum reflection far from threshold. *Physical Review Letters*, 91:193202, 2003.
- [17] T. A. Pasquini, Y. Shin, C. Sanner, M. Saba, A. Schrotzek, D. E. Pritchard, and W. Ketterle. Quantum reflection from a solid surface at normal incidence. *Physical Review Letters*, 93:223201, 2004.
- [18] H. Oberst, Y. Tashiro, K. Shimizu, and F. Shimizu. Quantum reflection of He* on silicon. *Physical Review A*, 71:052901, 2005.
- [19] B. S. Zhao, S. A. Schulz, S. A. Meek, G. Meijer, and W. Schoellkopf. Quantum reflection of helium atom beams from a microstructured grating. *Physical Review A*, 78:010902, 2008.
- [20] P. Debu. GBAR. *Hyperfine Interactions*, 212:51–59, 2012.
- [21] P. Indelicato, G. Chardin, P. Grandemange, D. Lunney, V. Manea, A. Badertscher, P. Crivelli, A. Curioni, A. Marchionni, B. Rossi, A. Rubbia, V. Nesvizhevsky, D. Brook-Roberge, P. Comini, P. Debu, P. Dupré, L. Liskay, B. Mansoulié, P. Pérez, J.-M. Rey, B. Raymond, N. Ruiz, Y. Sacquin, B. Vallage, F. Biraben, P. Cladé, A. Douillet, G. Dufour, S. Guellati, L. Hilico, A. Lambrecht, R. Guérout, J.-P. Karr, F. Nez, S. Reynaud, C. I. Szabo, V.-Q. Tran, J. Trapateau, A. Mohri, Y. Yamazaki, M. Charlton, S. Eriksson, N. Madsen, D. P. van der Werf, N. Kuroda, H. Torii, Y. Nagashima, F. Schmidt-Kaler, J. Walz, S. Wolf, P.-A. Hervieux, G. Manfredi, A. Voronin, P. Froelich, S. Wronka, and M. Staszczak. The GBAR project, or how does antimatter fall? *Hyperfine Interactions*, 228:141–150, 2014.
- [22] P. Pérez, D. Banerjee, F. Biraben, D. Brook-Roberge, M. Charlton, P. Cladé, P. Comini, P. Crivelli, O. Dalkarov, P. Debu, A. Douillet, G. Dufour, P. Dupré,

- S. Eriksson, P. Froelich, P. Grandemange, S. Guelati, R. Guérout, J. M. Heinrich, P.-A. Hervieux, L. Hilico, A. Husson, P. Indelicato, S. Jonsell, J.-P. Karr, K. Khabarova, N. Kolachevsky, N. Kuroda, A. Lambrecht, A. M. M. Leite, L. Liskay, D. Lunney, N. Madsen, G. Manfredi, B. Mansoulié, Y. Matsuda, A. Mohri, T. Mortensen, Y. Nagashima, V. Nesvizhevsky, F. Nez, C. Regenfus, J.-M. Rey, J.-M. Reymond, S. Reynaud, A. Rubbia, Y. Sacquin, F. Schmidt-Kaler, N. Sillitoe, M. Staszczak, C. I. Szabo-Foster, H. Torii, B. Vallage, M. Valdes, D. P. Van der Werf, A. Voronin, J. Walz, S. Wolf, S. Wronka, and Y. Yamazaki. The GBAR antimatter gravity experiment. *Hyperfine Interactions*, 233:21, 2015.
- [23] B. Mansoulié and on behalf of the GBAR Collaboration. Status of the GBAR experiment at CERN. *Hyperfine Interactions*, 240:11, 2019.
- [24] A. Yu Voronin and P. Froelich. Quantum reflection of ultracold antihydrogen from a solid surface. *Journal of Physics B*, 38:L301, 2005.
- [25] A. Yu Voronin, P. Froelich, and V. V. Nesvizhevsky. Gravitational quantum states of antihydrogen. *Physical Review A*, 83:032903, 2011.
- [26] A. Yu Voronin, V. V. Nesvizhevsky, and S. Reynaud. Whispering-gallery states of antihydrogen near a curved surface. *Physical Review A*, 85:014902, 2012.
- [27] G. Dufour, P. Debu, A. Lambrecht, V. V. Nesvizhevsky, S. Reynaud, and A. Yu Voronin. Shaping the distribution of vertical velocities of antihydrogen in GBAR. *European Physical Journal C*, 74:2731, 2014.
- [28] G. Dufour, D. B. Cassidy, P. Crivelli, P. Debu, A. Lambrecht, V. V. Nesvizhevsky, S. Reynaud, A. Yu. Voronin, and T. E. Wall. Prospects for studies of the free fall and gravitational quantum states of antimatter. *Advances in High Energy Physics*, 2015:379642, 2015.
- [29] P.-P. Crépin, C. Christen, R. Guérout, V.V. Nesvizhevsky, A.Yu. Voronin, and S. Reynaud. Quantum interference test of the equivalence principle on antihydrogen. *Physical Review A*, 2019.
- [30] V. V. Nesvizhevsky, H. G. Börner, A. K. Petukhov, H. Abele, S. Baeßler, F. J. Rueß, T. Stöferle, A. Westphal, A. M. Gagarski, G. A. Petrov, and A. V. Strelkov. Quantum states of neutrons in the Earth's gravitational field. *Nature*, 415:297–299, 2002.
- [31] V. V. Nesvizhevsky, A. K. Petukhov, H. G. Borner, T. A. Baranova, A. M. Gagarski, G. A. Petrov, K. V. Protasov, A. Y. Voronin, S. Baessler, H. Abele, A. Westphal, and L. Lucovac. Study of the neutron quantum states in the gravity field. *European Physical Journal C*, 40:479–491, 2005.
- [32] P.-P. Crépin, G. Dufour, R. Guérout, A. Lambrecht, and S. Reynaud. Casimir-Polder shifts on quantum levitation states. *Physical Review A*, 95:032501, 2017.
- [33] M. V. Berry and K. E. Mount. Semiclassical approximations in wave mechanics. *Reports on Progress in Physics*, 35:315–397, 1972.
- [34] H. Friedrich and J. Trost. Working with WKB waves far from the semiclassical limit. *Physics Reports*, 397:359–449, 2004.
- [35] G. Dufour, A. Gérardin, R. Guérout, A. Lambrecht, V. V. Nesvizhevsky, S. Reynaud, and A. Yu. Voronin. Quantum reflection of antihydrogen from the Casimir potential above matter slabs. *Physical Review A*, 87:012901, 2013.
- [36] G. Dufour, R. Guérout, A. Lambrecht, V. V. Nesvizhevsky, S. Reynaud, and A. Yu. Voronin. Quantum reflection of antihydrogen from nanoporous media. *Physical Review A*, 87:022506, 2013.
- [37] P.-P. Crépin, E.A. Kupriyanova, R. Guérout, A. Lambrecht, V.V. Nesvizhevsky, S. Reynaud, S. Vasilyev, and A.Yu. Voronin. Quantum reflection of antihydrogen from a liquid helium film. *EPL (Europhysics Letters)*, 119:33001, 2017.
- [38] T. F. O'Malley, L. Spruch, and L. Rosenberg. Modification of effective-range theory in the presence of a long-range r^{-4} potential. *Journal of Mathematical Physics*, 2:491–498, 1961.
- [39] F. Arnecke, H. Friedrich, and J. Madroñero. Effective-range theory for quantum reflection amplitudes. *Physical Review A*, 74:062702, 2006.
- [40] G. Dufour, R. Guérout, A. Lambrecht, and S. Reynaud. Liouville transformations and quantum reflection. *Journal of Physics B*, 48:155002, 2015.
- [41] G. Dufour, R. Guérout, A. Lambrecht, and S. Reynaud. Quantum reflection and Liouville transformations from wells to walls. *EPL (Europhysics Letters)*, 110:30007, 2015.
- [42] G. Dufour. *Quantum reflection from the Casimir-Polder potential*. PhD thesis, Université Pierre et Marie Curie, 2015.
- [43] C. Genet, A. Lambrecht, and S. Reynaud. Casimir force and the quantum theory of lossy optical cavities. *Phys. Rev. A*, 67:043811, 2003.