

Robust controllability of two-qubit Hamiltonian dynamics

Ryosuke Sakai,¹ Akihito Soeda,¹ Mio Murao,¹ and Daniel Burgarth²

¹*Department of Physics, Graduate School of Science, The University of Tokyo, Tokyo, Japan*

²*Center for Engineered Quantum Systems, Dept. of Physics & Astronomy, Macquarie University, 2109 NSW, Australia*

Quantum gates (unitary gates) on physical systems are usually implemented by controlling the Hamiltonian dynamics. When full descriptions of the Hamiltonians parameters is available, the set of implementable quantum gates is easily characterised by quantum control theory. In many real systems, however, the Hamiltonians may include unknown parameters due to the difficulty of precise measurements or instability of the system. In this paper, we consider the situation that some parameters of the Hamiltonian are unknown, but we still want to perform a *robust control* of a quantum gate irrespectively to the unknown parameters. The existence of such control was previously shown in single-qubit systems, and a constructive method was developed for two-qubit systems provided full single-qubit controls are available. We analytically investigate the robust controllability of two-qubit systems, and apply Lie algebraic approaches to handle the cases where only controlling one of the two qubits is allowed. We also use numerical approaches for these problems since our analytical approaches does not work in some systems.

I. INTRODUCTION

To implement the quantum circuit model of quantum computers [1] in physical systems, each quantum gate (unitary gate) is generated by Hamiltonian dynamics such as NMR [2, 3], NV center [4–6] and superconducting qubits [7–9], but the Hamiltonians of available physical systems may not be the exact generators of the unitary gates. We can still implement unitary gates by controlling parameters of physical Hamiltonians, and for a given Hamiltonian and its controllable parameters, a set of implementable gates can be obtained by quantum control theory [10–12]. Consider the simple example that a system Hamiltonian is given by $H(t) = u(t)H_0 + v(t)H_1$ where H_0 and H_1 are fixed time-independent Hamiltonians and $u(t)$ and $v(t)$ are parameters that we can control in time. The types of functions one might allow is not so important for the control properties (e.g. piecewise constant), but we will assume that they can take both positive and negative values. The corresponding unitary evolution operator is given by $U(t) = \hat{T}e^{-i\int dt H(t)}$.

There are two key formulas for deriving the set of implementable unitary operations [11, 13, 14], i.e., for any finite dimensional linear operators A, B and $t \in \mathbb{R}_+$,

(i) *Commutator expansion:*

$$\begin{aligned} U_{[A,B]}(t) &:= e^{-A\sqrt{t}}e^{-B\sqrt{t}}e^{A\sqrt{t}}e^{B\sqrt{t}} \\ &= 1 + [A, B]t + \mathcal{O}(t^{3/2}), \end{aligned} \quad (1)$$

(ii) *Trotter expansion:*

$$U_{A,B}(t) := e^{At}e^{Bt} = 1 + (A + B)t + \mathcal{O}(t^2). \quad (2)$$

For $H(t) = u(t)H_0 + v(t)H_1$, the commutator expansion guarantees that the Hamiltonian dynamics of $\frac{1}{i}[iH_0, iH_1]$ is simulable since $\lim_{N \rightarrow \infty} [U_{[A,B]}(t/N)]^N = e^{[A,B]t}$. Here, we implicitly used that we can set the controls $u(t)$ and $v(t)$ to positive and negative values. This formula further implies that dynamics of multiple commutators of iH_0 and iH_1 such as $\frac{1}{i}[iH_0, [iH_0, iH_1]]$ is

also simulable since $e^{[B,A]} = e^{-[A,B]}$ (so negative times can be simulated). The Trotter expansion verifies that the dynamics of all linear combinations of these multiple commutators of iH_0 and iH_1 are simulable due to $\lim_{N \rightarrow \infty} [U_{A,B}(t/N)]^N = e^{(A+B)t}$. Therefore, a set of simulable Hamiltonians has a Lie algebraic structure, and any unitary gates are implementable by controlling $u(t)$ and $v(t)$ if the multiple commutators of the Hamiltonians span all Hermitian operators on the system. We call such systems fully controllable.

In fact, one of the controlled parameters is not necessary for the full control [10–12]. Consider that the total Hamiltonian is given by $H(t) = H_0 + v(t)H_1$ where H_0 is called a drift Hamiltonian constantly applied on the system. It is still possible to implement the same set of unitary gates generated by $H(t) = u(t)H_0 + v(t)H_1$, since we can effectively control the contribution of H_0 by setting $v(t) = 0$ and simulating the action of its inverse $-H_0$ within an arbitrary error ε by choosing the evolution time $T' = T_r - t$ where T_r is the recurrence time of H_0 , i.e., $\|I - e^{-iH_0T_r}\| < \varepsilon$. Implementing H_1 alone is then a simple consequence of Trotter.

However, if there are *unknown* parameters in a drift Hamiltonian, which happens in real systems [3, 6, 9], the recurrence time depends on the parameter, and the inverse unitary trick cannot be used. Nevertheless, it has been shown that there exist robustly controllable single-qubit systems for unknown parameters in compact and *continuous* sets [15–18], i.e., we can implement any single-qubit unitary gate irrespectively to the unknown parameter by the polynomial approximation approach. The robust controllability of two-qubit systems is also explored in the cases with ability to control all single-qubit controls by a very general and constructive control method [19], but not explored in more restricted conditions, for example, the control Hamiltonians are only acting on a part of systems. Our Lie algebraic approach is more universal to show the robust controllability in terms of an ability to handle such restrictions. Controlling two-qubit systems can be useful as a building block for quan-

tum computers, which require two-qubit unitary operations for constructing global unitary operations [1, 20], and thus we focus on the robust controllability of two-qubit systems.

We can also consider the robust control for unknown parameters in finite sets, such as a *discretized* subset of a given continuous set. The robust controllability for unknown parameters in finite (discretized) sets is well studied [18, 21, 22], but the differences between continuous and discretized cases is not, i.e., whether or not the robust controllability for unknown parameters in all discretized subsets of a given continuous set implies the robust controllability for continuous one. We investigate this problem by analytical and numerical approaches.

In this paper, we will briefly review the proofs of the robust controllability for given single-qubit systems in Sec. II, and show the robust controllability of two-qubit systems in Sec. III. We will also give systems whose robust controllability is unclear by our analytical approach. In Sec. IV, we will introduce another technique, discretization, to numerically investigate their robust controllability by using QuTip control package [23, 24], and provide an example which does not seem robust controllable in Sec. V. Finally, we discuss the relation between robust controllability for unknown parameters in continuous and discretized sets.

II. REVIEW OF THE ROBUST CONTROL FOR SINGLE-QUBIT SYSTEMS

The total Hamiltonian of the system is given by $H(t) = H_d(\omega) + v(t)H_c$ where the drift Hamiltonian $H_d(\omega)$ contains an unknown parameter ω and H_c is associated with the controllable parameter $v(t)$, which is referred to as a *control pulse*. We will allow $v(t)$ to consist of arbitrary piecewise constant controls and bang-bang style delta pulses. This will be important to separate the drift from the controls for the case of unknown parameters. We also assume ω is in $[\omega_0, \omega_1] \subset \mathbb{R}$ and denote the set of Hamiltonians which can be simulated by $H(t)$ as $\mathbb{L}_{H(t)}$.

The first example [15, 16] is the system whose Hamiltonian is $H_d(\omega) = \omega X$ and $H_c = Z$, where X, Y and Z are Pauli operators. By strong pulses we can effectively apply the unitary Z and thereby invert $H_d(\omega)$, i.e., $-H_d(\omega) \in \mathbb{L}_{H(t)}$ because of $ZXZ = -X$, and $\alpha H_d(\omega) + \beta H_c \in \mathbb{L}_{H(t)}$ by the Trotter expansion. According to the commutator expansion, $\omega Y = [iH_d(\omega), iH_c]/(2i)$ is in $\mathbb{L}_{H(t)}$ and $\omega^2 H_c = [i\omega Y, iH_d(\omega)]/(2i) \in \mathbb{L}_{H(t)}$. By induction, the dynamics of $\omega^{2n+1}X, \omega^{2n+1}Y$ are implementable where $n = 0, 1, 2, \dots$. Taking linear combinations with weighted coefficients and using Trotter we can see $\omega f_1(\omega^2)X + \omega f_2(\omega^2)Y \in \mathbb{L}_{H(t)}$ for any polynomial functions f_i 's. $f_i(\omega)$ can be approximated so that $\omega f_1(\omega^2) = \theta_1$ and $\omega f_2(\omega^2) = \theta_2$ within an arbitrary small error for any $\omega \in [\omega_0, \omega_1]$ and constant $\theta_1, \theta_2 \in \mathbb{R}$ if $\omega_0\omega_1 > 0$ because $\omega f_i(\omega^2)$ is odd. Having any controls in X, Y direction at hand, we can robustly perform any

quantum gate on this system when $\omega_0\omega_1 > 0$, and this technique is called the *polynomial approximation* [15–18].

The second example is $H_d(\omega) = X + \omega Y$ and $H_c = Z$. This has the same controllability of $u(t)H_d(\omega) + v(t)H_c$ since $-H_d(\omega) = ZH_d(\omega)Z$. By similar procedure of the above one, we can see

$$\begin{aligned} & f_1(\omega^2)H_d(\omega) + f_2(\omega^2)H_c + f_3(\omega^2)H_2(\omega) \\ &= (f_1(\omega^2) - \omega f_3(\omega^2))X \\ & \quad + (f_3(\omega^2) + \omega f_1(\omega^2))Y + f_2(\omega^2)Z \end{aligned}$$

is the simulable [18] where $H_2(\omega) := Y - \omega X$ and arbitrary polynomial functions $f_i(\omega^2)$. Assume there are robustly controllable functions f_1, f_3 , then they are satisfied with $f_1(\omega^2) - \omega f_3(\omega^2) = \theta_1$ and $f_3(\omega^2) + \omega f_1(\omega^2) = \theta_2$ for any $\theta_1, \theta_2 \in \mathbb{R}$. Then

$$f_1(\omega^2) = \frac{\theta_1 + \omega\theta_2}{1 + \omega^2}, \quad f_3(\omega^2) = \frac{\theta_2 - \omega\theta_1}{1 + \omega^2} \quad (3)$$

are required, and if $\omega_0\omega_1 > 0$, either $\omega = \sqrt{\omega^2}$ or $-\omega = \sqrt{\omega^2}$ is satisfied for all $\omega \in [\omega_0, \omega_1]$, thus ω , i.e., the right hand sides of Eqs. (3) are described by polynomials of ω^2 within an arbitrary accuracy, and this system is robustly controllable as long as $\omega_0\omega_1 > 0$.

III. ROBUSTLY CONTROLLABILITY OF TWO-QUBIT SYSTEMS

We show that there exist robustly controllable two-qubit systems for a compact and continuous unknown parameter with the polynomial approximation in Sec. III A. In Sec. III B, we will give systems for which we cannot show the robust controllability by the polynomial approximation. Whether these systems are robustly controllable or not is open problem.

A. Proofs of robust controllability by the polynomial approximation

We show four robustly controllable systems here. The total Hamiltonian of each system has either one or two control Hamiltonians, e.g. $H(t) = H_d(\omega) + v(t)H_c$ or $H(t) = H_d(\omega) + u(t)H_{c_1} + v(t)H_{c_2}$. The first two systems (System A and B) have one control Hamiltonian, and the unknown parameter ω of System A and B is on a local and interaction Hamiltonian, respectively. The other two systems (System C and D) have two control Hamiltonians, and their unknown parameter ω is the coupling strength of the two-qubit Heisenberg interaction. Also, System D has a second unknown parameter ν corresponding to an additional local field.

System A – $H_d(\omega) = \omega X \otimes I + X \otimes X + Y \otimes Y + Z \otimes Z$ and $H_c = Z \otimes I$. (One unknown parameter ω on a local Hamiltonian and one control pulse): This system can

simulate the following Hamiltonians dynamics;

$$H_d(\omega) \text{ and } \pm H_c, \quad (4)$$

$$-H_d(\omega) + 2Z \otimes Z \text{ and } \pm Z \otimes Z, \quad (5)$$

$$-H_d(\omega) \text{ and } \pm \omega X \otimes I, \quad (6)$$

$$\pm(X \otimes X + Y \otimes Y + Z \otimes Z). \quad (7)$$

The Hamiltonians in Eqs. (4) are simulable by the Delta function technique for $v(t)$. From the observation of $(Z \otimes I)[H_d(\omega)](Z \otimes I) = -H_d(\omega) + 2Z \otimes Z$, we obtain Hamiltonians Eqs. (5) by the Trotter formula and the finding recurrence time of $Z \otimes Z$. Hence, the Hamiltonians in Eqs. (6) are simulable by the Trotter and commutator formula since $\omega X \otimes I \propto [Z \otimes Z, [H_d(\omega), Z \otimes Z]]$, and Eqs. (7) are obtained by the Trotter.

We showed in Sec. II that adjusting $\pm \omega X$ and $\pm Z$ is sufficient to robustly control single-qubit dynamics for $\omega \in [\omega_0, \omega_1]$, provided $\omega_0 \omega_1 > 0$. Full control for one of the qubits and the two-qubit Heisenberg interaction achieve the full controllability of the system, thus we can implement any unitary gate in SU(4) on the system as long as $\omega_0 \omega_1 > 0$.

This procedure also works for the system which has $H_d(\omega) = X \otimes I + \omega Y \otimes I + X \otimes X + Y \otimes Y + Z \otimes Z$ and $H_c = Z \otimes I$, i.e., we can obtain the same Hamiltonians in Eqs. (4-7) except the right Hamiltonian of Eqs. (6), i.e., $\omega X \otimes I \rightarrow X \otimes I + \omega Y \otimes I$.

Adjusting $X \otimes I + \omega Y \otimes I$ and $Z \otimes I$ is sufficient to robustly control single-qubit dynamics, thus this system is also robustly controllable.

System B - $H_d(\omega) = X \otimes I + I \otimes X + \omega(X \otimes X + Y \otimes Y)$ and $H_c = Z \otimes I$. (One unknown parameter ω on an interaction Hamiltonian and one control pulse): The simulable Hamiltonians of this system are

$$H_d(\omega) \text{ and } \pm Z \otimes I, \quad (8)$$

$$-H_d(\omega) + 2I \otimes X \text{ and } \pm I \otimes X, \quad (9)$$

$$-H_d(\omega) \text{ and } \pm \omega Y \otimes Y. \quad (10)$$

The procedure of obtaining Hamiltonians in Eqs. (8-10) are the same as Eqs. (4-6) due to $\omega Y \otimes Y \propto [I \otimes X, [I \otimes X, H_d(\omega)]]$. By the commutator formula, $\omega^2 I \otimes Y \propto [I \otimes X, [H_d(\omega), [Z \otimes I, H_d(\omega)]]]$, $\omega^2 I \otimes Z \propto [I \otimes X, \omega^2 I \otimes Y]$ and $\omega^4 I \otimes X \propto [\omega^2 I \otimes Y, \omega^2 I \otimes Z]$ are simulable, thus $\omega^{4n+2} I \otimes Y \propto [\omega^4 I \otimes X, \omega^{4n-2} I \otimes Z]$ and $\omega^{4n+2} I \otimes Z \propto [\omega^4 I \otimes X, \omega^{4n-2} I \otimes Y]$ are inductively simulable for any $n = 1, 2, \dots$, and $I \otimes Y$ is robustly simulable by the polynomial approximation if $[\omega_0, \omega_1]$ does not include zero. Now we obtain $\omega X \otimes X \propto [Z \otimes I, [I \otimes Z, \omega Y \otimes Y]]$ and thus $X \otimes I + I \otimes X$ by Trotter. $X \otimes X$ and $Y \otimes Y$ are robustly simulable via multiple commutators of $\omega^2 I \otimes Z$ if $\omega_0 \omega_1 > 0$. System B is robustly controllable because controlling $X \otimes I + I \otimes X$, $I \otimes Y$, $X \otimes X$ and $Y \otimes Y$ is sufficient to implement any unitary gates in SU(4).

System C - $H_d(\omega) = \omega(X \otimes X + Y \otimes Y + Z \otimes Z)$, $H_{c_1} = X \otimes I$ and $H_{c_2} = Z \otimes I$. (One unknown parameter ω on an interaction Hamiltonian and two control pulses):

The simulable Hamiltonians of this system are

$$H_d(\omega) \text{ and } \pm X \otimes I \text{ and } \pm Z \otimes I, \quad (11)$$

$$-H_d(\omega) + 2\omega X \otimes X \text{ and } -H_d(\omega) + 2\omega Y \otimes Y \text{ and } -H_d(\omega) + 2\omega Z \otimes Z, \quad (12)$$

$$\pm \omega X \otimes X \text{ and } \pm \omega Y \otimes Y \text{ and } \pm \omega Z \otimes Z. \quad (13)$$

Hamiltonians of Eqs. (12) are obtained by strong fields, i.e., $\sigma_i H_d(\omega) \sigma_i^\dagger$ for $i = 1, 2, 3$, where $\sigma_1 = X \otimes I$, $\sigma_2 = (Z \otimes I)(X \otimes I)$ and $\sigma_3 = Z \otimes I$, respectively. By the Trotter formula and the trick, we can simulate Hamiltonians of Eqs. (13) and $\pm \omega^{2n+1} X \otimes X$, $\pm \omega^{2n+1} Y \otimes Y$ and $\pm \omega^{2n+1} Z \otimes Z$ for $n = 0, 1, 2, \dots$ since $\omega^{2n+1} X \otimes X \propto [Z \otimes I, [\omega X \otimes X, [\omega X \otimes X, [\omega^{2n-1} X \otimes X, Z \otimes I]]]]$ and so on. Thus we obtain $X \otimes X$, $Y \otimes Y$ and $Z \otimes Z$ dynamics by the polynomial approximation if $\omega \in [\omega_0, \omega_1]$ and $\omega_0 \omega_1 > 0$, and the robust controllability of System C is shown due to the controllability of single qubit and Heisenberg interaction.

System D - $H_d(\nu, \omega) = \nu X \otimes I + \omega(X \otimes X + Y \otimes Y + Z \otimes Z)$, $H_{c_1} = X \otimes I$ and $H_{c_2} = Z \otimes I$. (Two unknown parameters ν, ω and two control pulses): The simulable Hamiltonians of System D are almost same as Eqs. (11-13) except $\omega X \otimes X \rightarrow \nu X \otimes I + \omega X \otimes X$. We can robustly simulate $Y \otimes Y$ and $Z \otimes Z$ as System C, and $\pm \nu X \otimes I \propto [Y \otimes Y, [\nu X \otimes I + \omega X \otimes X, Y \otimes Y]]$ are obtained, i.e., canceling $\omega X \otimes I$ is possible. Thus System D is robustly controllable for $\omega \in [\omega_0, \omega_1]$ ($\omega_0 \omega_1 > 0$) and any $\nu \in \mathbb{R}$ in principle.

In Systems A to D, we introduced three techniques to show robust controllability, obtaining a set of Hamiltonians whose inverse dynamics are simulable, showing simulable Hamiltonians generated by the set via Lie algebraic approach and the polynomial approximation. However, there still exist cases where we cannot obtain a large enough set of invertible Hamiltonians to algebraically show robust controllability, and we will see these cases next.

B. Systems whose robust controllability is unclear

We give systems whose robust controllability is unclear via the polynomial approximation here.

System E - $H_d(\omega) = X \otimes I + \omega(X \otimes X + Y \otimes Y + Z \otimes Z)$ and $H_c = Z \otimes I$. (One unknown parameter ω on an interaction Hamiltonian and one control pulse): Simulable Hamiltonians are the following via the procedure of system A:

$$H_d(\omega) \text{ and } \pm Z \otimes I, \quad (14)$$

$$-H_d(\omega) + 2\omega Z \otimes Z \text{ and } \omega Z \otimes Z. \quad (15)$$

However, the simulability of $-\omega Z \otimes Z$ is unclear since the recurrence time of $\omega Z \otimes Z$ depends on the unknown parameter ω . Also strong fields do not work because $\omega Z \otimes Z$ is commuting with H_c . Hence, we cannot apply the procedure for Eqs. (5, 6), and the Hamiltonians of

Eqs. (14, 15) are *not enough* to prove the robust controllability of System E. Whether this is robustly controllable or not is unclear via the polynomial approximation, as there may be less direct ways involving non-algebraic evolutions leading to robust elements.

This problem happens even in single-qubit system such as $H_d(\omega) = X + \omega Z$ and $H_c = Z$. By implementing strong fields, we can simulate $Z(-H_d(\omega))Z = -H_d(\omega) + 2\omega Z$, and ωZ by the Trotter expansion. However, Simulability of $-\omega Z$ is unclear because ωZ and H_c commute, and thus the robust controllability of this system is also unclear with our approach. Note that, however, it does *not* imply these systems are not robustly controllable.

From now, we will numerically investigate the robust controllability with *discretization* [18, 21, 22] for a given region of the unknown ω to provide a robust control pulse and investigate the robust controllability of System E for the region. In addition, System E is a good candidate to see the difference between the robust controllability for continuous and discretized unknown parameters as mentioned in Sec. VB.

IV. DISCRETIZATION OF THE UNKNOWN PARAMETER

In this section, we introduce another method to seek robust controllability, *discretization*. The idea is to make sure that the controls are robust on equally spaced points in the interval and hope that things remain robust in-between. This might seem a natural strategy, but with increasing number of points also the control time increases, so it is not clear if this will work.

Specifically, consider ω in a finite finite set $\Omega_N = \{\omega^{(1)}, \omega^{(2)}, \dots, \omega^{(N)}\} \subset [\omega_0, \omega_1]$. Now we only need to guarantee the robustness for N different configuration of the systems whose Hamiltonians are $H_d(\omega^{(n)}) + v(t)H_c$, where $i = 1, 2, \dots, N$. Our goal is to implement any target unitary gate U on each configuration of the systems in the same time. The robust controllability for $\omega \in \Omega_N$ is justified by the quantum control theory, i.e., the system can be described by a larger dimensional system with a fully known system by defining another total Hamiltonian $\bar{H}(t) = \bar{H}_d(\Omega_N) + v(t)\bar{H}_c$ where

$$\begin{aligned} \bar{H}_d(\Omega_N) &= \oplus_{n=1}^N H_d(\omega^{(n)}), \\ &= \begin{bmatrix} H_d(\omega^{(1)}) & & & \\ & H_d(\omega^{(2)}) & & \\ & & \ddots & \\ & & & H_d(\omega^{(N)}) \end{bmatrix}, \\ \bar{H}_c &= \oplus_{n=1}^N H_c. \end{aligned}$$

are given in block-diagonal forms. The recurrence time of the extended fully known system $\bar{H}_d(\Omega_N)$ can be derived in principle, thus this system has the same controllability of $u(t)\bar{H}_d(\Omega_N) + v(t)\bar{H}_c$. Now, the problem

becomes the number of linearly independent Hamiltonians generated by the multiple commutators between $\bar{H}_d(\Omega_N)$ and \bar{H}_c . The maximal number is $N(d^2 - 1)$ since $\bar{H}(t)$ are block-diagonal forms where d is the dimension of the individual systems. To achieve the maximal number, there is a useful lemma for controllability of such a block-diagonalized Hamiltonian system [18, 21, 22]: $H_\omega(t) := H_d(\omega) + v(t)H_c$ is robustly controllable for $\omega \in \Omega_N$ within an arbitrary small error if and only if (1) *A physical system with its Hamiltonian $H_\omega(t)$ is fully controllable for all $\omega \in \Omega_N$.* (2) *All Hamiltonians $H_{\omega \in \Omega_N}(t)$ are not mutually unitarily equivalent* where if A is unitarily equivalent to B via unitary X , then $A = XBX^\dagger$.

The first condition guarantees to implement an arbitrary quantum gate on the individual systems. The second condition is required to perform quantum gates on each of the systems independently. Note that the first condition is not necessary if full controllability is not required, and satisfying the second condition implies not only robust but also *ensemble* controllability, i.e., we can implement $\bar{U} = \oplus_{i=1}^N U_i$ for any U_i 's in $SU(d)$.

From the second condition, we can see the reason why $\omega_0\omega_1 > 0$ is required in the case of $H_d(\omega) = \omega X$ and $H_c = Z$. It is trivial for $\omega = 0$, thus we assume that $\omega_0\omega_1 < 0$, i.e., $\omega_0 < 0 < \omega_1$, then there exists $\xi > 0$ such that $\pm\xi \in [\omega_0, \omega_1]$. $H_\xi(t)$ is unitarily equivalent to $H_{-\xi}(t)$ via Z and the second condition is violated.

Discretizing the unknown parameter is a useful technique for numerically searching an appropriate $v(t)$, as the search can be reduced for finding a robust control pulse $v(t)$ to implement $\bar{U} = \oplus_{i=1}^N U_i$ by the fully known block-diagonal Hamiltonian $\bar{H}(t)$ for a target gate U . The Gradient Ascent Pulse Engineering (GRAPE) algorithm [25] is a well known method to solve this kind of problems although there are many other methods to search control pulses [27–33]. We next use the QuTip control package [23, 24] to find the robust control pulse $v(t)$ by the discretization approach in Sec. V.

By using numerical searches with the discretization, we can estimate the control time $T_\varepsilon(N)$ to achieve ε error for all N points. If the scaling of $T_\varepsilon(N)$ is less than $\mathcal{O}(N)$, then we can see the worst error between N points becomes smaller with increasing N . To see this, we use the inequality [26]

$$\|U_{\omega_a}(t) - U_{\omega_b}(t)\| \leq t \|H_d(\omega_a) - H_d(\omega_b)\| \quad (16)$$

where $U_\omega(t) = \hat{T}e^{-i \int_0^t d\tau H_\omega(\tau)}$. For any $\omega_a \in [\omega_0, \omega_1]$, there exists $\omega_b \in \Omega_N$ such that $\|H_d(\omega_a) - H_d(\omega_b)\| \propto |\omega_a - \omega_b| \leq 1/2(N - 1)$, and $\|H_d(\omega_a) - H_d(\omega_b)\| T_\varepsilon(N)$ decreases with N if $T_\varepsilon(N) < \mathcal{O}(N)$. Thus, the robust controllability for a continuous unknown parameter can be clear with respect to a given allowed error by estimating $T_\varepsilon(N)$.

V. NUMERICAL RESULTS OF ROBUST CONTROL

The analytical result provides the existence of a control pulse $v(t)$ approximating any unitary gate in $SU(4)$ in arbitrary accuracy for a compact and positive (or negative) continuous parameters, but it does not provide the construction of $v(t)$. We investigate whether the pulse sequences numerically obtained by the discretization approach can be also applicable to achieve the robust control for the continuous range of the corresponding unknown parameter [27–33], and whether the applicability depends on the types of Hamiltonians whose robust controllability for a continuous unknown parameter is analytically shown (System A) or not (System E).

A. Numerically searching robust control pulses by discretization

We show the discretization trick helps to find the robust control pulse for *continuous* unknown parameter $\omega \in [\omega_0, \omega_1]$ with System A where the robust controllability is analytically shown. For the numerical search of $v(t)$, we first choose $\Omega_{11} = \{1.0, 1.1, \dots, 2.0\} \subset [1, 2]$, i.e., $\omega_0 = 1$ and $\omega_1 = 2$, and a CNOT gate as the target unitary operation. We obtain $v(t)$ by using the QuTip control package [23, 24]. The accuracy of robust control is evaluated by the error $\epsilon(\omega)$ of the dynamics $U_\omega(T)$ generated by $H_d(\omega) + v(t)H_c$ with a control time T against the target gate operation U_{targ} given by

$$\epsilon(\omega) = 1 - (1/d)\text{Tr}(U_{\text{targ}}^\dagger U_\omega(T)) \quad (17)$$

where d is the dimension of the system and here $d = 4$.

Fig. 1 represents the error spectrum $\epsilon(\omega)$ over $\omega \in [1, 2]$ (the blue line), and the black dots represents the errors $\epsilon(\omega)$ for the discrete points in Ω_{11} , where the control time is $T = 32$. The error spectrum is kept around $\mathcal{O}(10^{-4})$ and robustly controlled in $\omega \in [1, 2]$ despite the fact that $v(t)$ is obtained by the algorithm guaranteeing the accuracy only for $\omega \in \Omega_{11}$. Fig. 2 represents the control pulse $v(t)$ generating the robust control of Fig. 1. To analytically show the robust controllability for the continuous unknown parameter, strong control amplitudes are required in Sec. II and III, but such pulses do not appear in Fig. 2.

B. Robust controllability of System E

We investigate the robust controllability of System E by numerical approaches where the robust controllability is unclear by our analytical approach. System E with an arbitrary $\omega \in [1, 2]$ is fully controllable and *not* mutually unitarily equivalent between systems with $\omega \neq \omega' \in [1, 2]$, thus there exists a robust control pulse $v(t)$ for $\omega \in \Omega_{11}$ in an arbitrary small error. In this

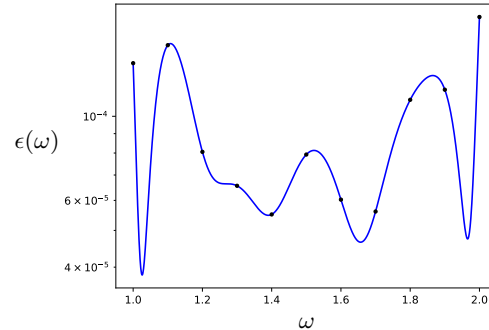


FIG. 1. The robust control for $\omega \in [1, 2]$ to implement a CNOT gate by the dynamics of $H(t) = H_d(\omega) + v(t)H_c$ for $H_d(\omega) = \omega X \otimes I + X \otimes X + Y \otimes Y + Z \otimes Z$ and $H_c = Z \otimes I$ (System A), where $v(t)$ is numerically obtained by the discretization approach for $\Omega_{11} = \{1.0, 1.1, \dots, 2.0\}$. The blue line represents errors (a vertical axis) of the dynamics with $\omega \in [1, 2]$ (a horizontal axis) from the ideal CNOT gate evaluated by Eq. (17) where $d = 4$ and $T = 32$. The black dots represent errors for the points in Ω_{11} .

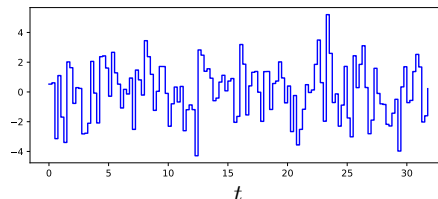


FIG. 2. The control pulse $v(t)$ for the robust control of realizing the error spectrum Fig. 1. The total time of control T is 32. We divide the total time by 128, and set $v(t)$ be a constant in $t \in [(n-1)T/128, nT/128]$ for any $n = 1, 2, \dots, 128$.

sense, investigating the robust controllability of System E helps to understand the relations between the robust controllability for continuous and discretized unknown parameters. To search the robust control pulse for a continuous unknown parameter $\omega \in [1, 2]$, we choose $\Omega_{11} := \{1.0, 1.1, \dots, 2.0\} \subset [1, 2]$, CNOT gate as the target gate and $T = 32$. Then, we obtain Fig. 3 whose black dots represents the errors of the dynamics generated by $H_d(\omega) + v(t)H_c$ with a duration time $T = 32$ for the discrete points in Ω_{11} , and the blue line represents $\epsilon(\omega)$ over $\omega \in [1, 2]$ by using the same $v(t)$. The error spectrum is kept around $\mathcal{O}(10^{-4})$ over $\omega \in [1, 2]$.

The problem is whether we can obtain the robust control pulse for an arbitrary allowed error. To see this, we numerically estimate the minimum control time $T_\epsilon(N)$ for given N and ϵ , where N is the number of discretization such as $\Omega_N := \{1 + \frac{n}{N-1} \mid n = 0, 1, \dots, N-1\} \subset [1, 2]$, and ϵ is an allowed error for each configuration. We set the target gate to CNOT, and investigate the time in the cases of allowed errors $10^{-2}, 10^{-3}, 10^{-4}$ and 10^{-5} for System E with discretizing $\Omega_3, \Omega_5, \dots$, where we search the time in only integers as control time, and check if the error of each configuration $\omega \in \Omega_N$ is under a given

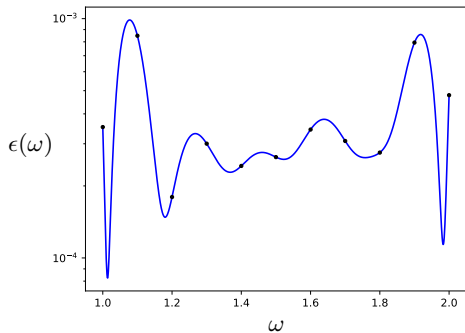


FIG. 3. The robust control for $\omega \in [1, 2]$ to implement a CNOT gate by the dynamics of $H(t) = H_d(\omega) + v(t)H_c$ for $H_d(\omega) = X \otimes I + \omega(X \otimes X + Y \otimes Y + Z \otimes Z)$ and $H_c = Z \otimes I$ (System E), where $v(t)$ is numerically obtained by the discretization approach for $\Omega_{11} = \{1.0, 1.1, \dots, 2.0\}$. The blue line represents errors (a vertical axis) of the dynamics with $\omega \in [1, 2]$ (a horizontal axis) from the ideal CNOT gate evaluated by Eq. (17) where $d = 4$ and $T = 32$. The black dots represent errors for the points in Ω_{11} .

allowed error which is estimated by Eq. (17). We also investigate System A to compare the results of System E.

The results of System A and E are shown in Fig. 4a and 4b, respectively. They represent the minimum control time $T_\varepsilon(N)$ (a vertical axis) to let all the N (a horizontal axis) points in Ω_N be under a given allowed error (a color of lines) where $\Omega_1 := \{1.0\}$. The black dots show the minimum control time $T_\varepsilon(N)$ achieving CNOT gate within each of allowed errors ($10^{-2}, 10^{-3}, 10^{-4}, 10^{-5}$) for all $\omega \in \Omega_N$, and we can find a robust control pulse to be under a given allowed error for all $\omega \in [1, 2]$ on points with a red square.

System E looks robustly controllable because we can find the robust control pulse for $\omega \in [1, 2]$ under 10^{-5} error, which is the same as System A although they do not show that the existence of control pulses which achieve an arbitrary small error. On the other hand, searching robust control pulse for System E is more difficult than System A since the larger N is required to obtain the pulses for a

given allowed error against CNOT gate. This tendency is also appeared in the cases of another target gate or single-qubit system, i.e., comparing $H_d(\omega) = X + \omega Y$ and $H_c = Z$ with $H_d(\omega) = X + \omega Z$ and $H_c = Z$ where the former system is shown the robust controllability but the latter is not.

VI. DISCUSSIONS

We provided an algebraic viewpoint on robust controllability in two-qubit systems, and showed that there exist robustly controllable two-qubit systems (System A, B, C and D) whose control Hamiltonians are acting on a part of the qubits for an unknown parameter in a compact and positive (or negative) continuous set, and numerically found robust control pulses $v(t)$ by the QuTip control package. We also numerically investigated a system whose robust controllability is analytically unclear (System E), and we obtained a robust control pulse achieving around 10^{-4} error for all $\omega \in [1, 2]$ as in Fig. 3. Also, to see the robust controllability of System E within an arbitrary small error, we investigate the minimum control time for a given N -discretized $\omega \in \Omega_N$ by the same numerical approach. As results, the robust controllability of under 10^{-5} error for all $\omega \in [1, 2]$ on System A and E are numerically shown in Fig. 4. Thus, our conjecture is that System E is also robustly controllable for continuous unknown ω , and any systems which satisfy the conditions (1) and (2) in Sec. IV [34]. It is also worth noting that the difficulty of finding robust control pulse via the QuTip control package may be related with invertibility of a drift Hamiltonian by our numerical results.

ACKNOWLEDGEMENTS

We thank Alexander Pitchford for assisting our numerical calculations. This work is supported by ALPS and JSPS KAKENHI (Grant No.26330006, No.15H01677 and No.16H01050).

[1] M. A. Nielsen and I.L. Chuang, (Cambridge, UK: Cambridge University Press)
[2] M. H. Levitt, *Prog. Nucl. Magn. Reson. Spectrosc.* **18**, 61 (1986).
[3] L. M. K. Vandersypen and I. L. Chuang, *Rev. Mod. Phys.* **76**, 1037 (2004).
[4] M. W. Doherty, N. B. Manson, P. Delaney, F. Jelezko, J. Wrachtrup, L. C.L. Hollenberg, *Phys. Rep.* **528**, 1 (2013).
[5] F. Dolde, V. Bergholm, Y. Wang, I. Jakobi, B. Naydenov, S. Pezzagna, J. Meijer, F. Jelezko, P. Neumann, T. S.-Herbrüggen, J. Biamonte and J. Wrachtrup, *Nat.*

Commun. **5**, 3371 (2014).
[6] T. Nöbauer, A. Angerer, B. Bartels, M. Trupke, S. Rotter, J. Schmiedmayer, F. Mintert, and J. Majer, *Phys. Rev. Lett.* **115**, 190801 (2015).
[7] G. Falci, R. Fazio, G. M. Palma, J. Siewert and V. Vedral, *Nature* **407**, 355 (2000).
[8] J. Clarke and F. K. Wilhelm, *Nature* **453**, 1031 (2008).
[9] N. Lambert, Y. Matsuzaki, K. Kakuyanagi, N. Ishida, S. Saito and F. Nori, *Phys. Rev. B* **94**, 224510 (2016).
[10] V. Jurdjevic and H. J. Sussmann, *J. Diff. Eqns.* **12**, 313 (1972).

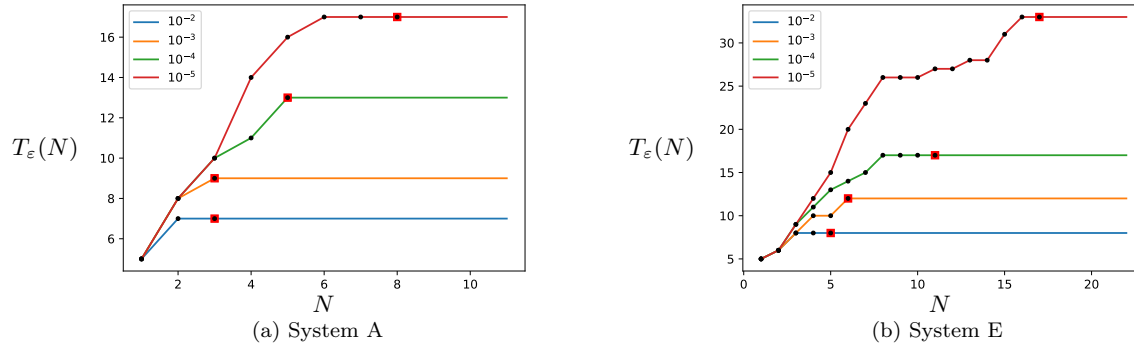


FIG. 4. The minimum control time $T_\varepsilon(N)$ (a vertical axis) to let all the N (a horizontal axis) points in Ω_N be under a given allowed error (a color of lines) where $\Omega_1 := \{1.0\}$ where we search the time in only integers. The black dots show the minimum control time $T_\varepsilon(N)$ achieving CNOT gate within each of allowed errors ($10^{-2}, 10^{-3}, 10^{-4}, 10^{-5}$) for all $\omega \in \Omega_N$, and we can find a robust control pulse to be under a given allowed error for all $\omega \in [1, 2]$ on points with a red square.

- [11] D. D'Alessandro, *J. Phys. A: Math. Theor.* **42**, 395301 (2009).
- [12] D. Dong and I. R. Petersen, *IET Control Theory Appl.* **4**, 2651 (2010).
- [13] H. F. Trotter, *Proc. Am. Math. Soc.* **10**, 545 (1959).
- [14] M. Suzuki, *Commun. Math. Phys.* **51**, 183 (1976).
- [15] J.-S. Li and N. Khaneja, *Phys. Rev. A* **73**, 030302 (2006).
- [16] J.-S. Li and N. Khaneja, *IEEE Trans. Autom. Control* **54**, 528 (2009).
- [17] K. Beauchard, J.-N. Coron and P. Rouchon, *Commun. Math. Phys.* **296**, 525 (2010).
- [18] M. Belhadj, J. Salomon and G. Turinici, *Euro. J. Control* **22**, 23 (2015).
- [19] C. D. Hill, *Phys. Rev. Lett.* **98**, 180501 (2007).
- [20] A. Berenco, C. H. Bennett, R. Cleve, D. P. DiVincenzo, N. Margolus, P. Shor, T. Sleator, J. A. Smolin and H. Weinfurter, *Phys. Rev. A* **52**, 3457 (1995).
- [21] G. Turinici, V. Ramakrishna, B. Li and H. Rabitz, *J. Phys. A: Math. Gen.* **37**, 273 (2004).
- [22] G. Dirr, U. Helmke and F. Ruppel, *Math. Control Signals Syst.* **28**, 14 (2016).
- [23] J. Johansson, P. Nation and F. Nori, *Comp. Phys. Comm.* **183**, 1760 (2012).
- [24] J. Johansson, P. Nation and F. Nori, *Comp. Phys. Comm.* **184**, 1234 (2013).
- [25] N. Khaneja, T. Reiss, C. Kehlet, T. S.-Herbrüggen and S. J. Glaser, *J. Magn. Reson.* **172**, 296 (2005).
- [26] C. Arenz, B. Russell, D. Burgarth and H. Rabitz, *New J. Phys.* **19**, 103015 (2017).
- [27] R. L. Kosut, M. D. Grace, and C. Brif, *Phys. Rev. A* **88**, 052326 (2013).
- [28] B. Bartels and F. Mintert, *Phys. Rev. A* **88**, 052315 (2013).
- [29] D. Daems, A. Ruschhaupt D. Sugny and S. Guèrin, *Phys. Rev. Lett.* **111**, 050404 (2013).
- [30] L. V.-Damme, D. Schraft, G. T. Genov, D. Sugny, T. Halfmann and S. Guèrin, *Phys. Rev. A* **96**, 022309 (2017).
- [31] C. Chen, D. Dong, R. Long, I. R. Petersen and H. A. Rabitz, *Phys. Rev. A* **89**, 023402 (2014).
- [32] D. Dong, C. Wu, C. Chen, B. Qi, I. R. Petersen and F. Nori, *Sci. Rep.* **6**, 36090 (2016).
- [33] C. Chen, D. Dong, B. Qi, I. R. Petersen and H. Rabitz, *IEEE Trans. Neural Netw. Learn. Syst.* **28**, 1345 (2017).
- [34] G. Dirr, *OWR Rep.* **12**, 674 (2012). DOI: 10.4171/OWR/2012/12