

# Spike-and-Slab Group Lassos for Grouped Regression and Sparse Generalized Additive Models

Ray Bai<sup>\*†</sup>, Gemma E. Moran<sup>‡§</sup>, Joseph L. Antonelli<sup>¶||</sup>,  
Yong Chen<sup>\*</sup>, Mary R. Boland<sup>\*</sup>

December 20, 2024

## Abstract

We introduce the spike-and-slab group lasso (SSGL) for Bayesian estimation and variable selection in linear regression with grouped variables. We further extend the SSGL to sparse generalized additive models (GAMs), thereby introducing the first nonparametric variant of the spike-and-slab lasso methodology. Our model simultaneously performs group selection and estimation, while our fully Bayes treatment of the mixture proportion allows for model complexity control and automatic self-adaptivity to different levels of sparsity. We develop theory to uniquely characterize the global posterior mode under the SSGL and introduce highly efficient coordinate ascent algorithms for maximum a posteriori (MAP) estimation. We further employ de-biasing methods to provide uncertainty quantification of our MAP estimates. Thus, implementation of our model avoids the computational intensiveness of Markov chain Monte Carlo (MCMC) in high dimensions. We derive posterior concentration rates for both grouped linear regression and sparse GAMs when the number of covariates grows at nearly exponential rate with sample size. Finally, we illustrate our methodology through extensive simulations and data analysis.

---

<sup>\*</sup>Department of Biostatistics, Epidemiology, and Informatics, University of Pennsylvania, Philadelphia, PA 19104.

<sup>†</sup>Co-first author. Email: [Ray.Bai@penndmedicine.upenn.edu](mailto:Ray.Bai@penndmedicine.upenn.edu)

<sup>‡</sup>Department of Statistics, The Wharton School, University of Pennsylvania, Philadelphia, PA, 19104.

<sup>§</sup>Co-first author. Email: [gmoran@wharton.upenn.edu](mailto:gmoran@wharton.upenn.edu)

<sup>¶</sup>Department of Statistics, University of Florida, Gainesville, FL 32611.

<sup>||</sup>Co-first author. Email: [jantonelli@ufl.edu](mailto:jantonelli@ufl.edu)

# 1 Introduction

## 1.1 Regression with Grouped Variables

Group structure of covariates arises in many statistical applications. For example, in multifactor analysis of variance, multi-level categorical predictors are each represented by a group of dummy variables. In genomics, genes within the same pathway may form a group at the pathway or gene set level and act in tandem to regulate a biological system. In each of these scenarios, the response  $\mathbf{Y}_{n \times 1}$  can be modeled as a linear regression problem with  $G$  groups:

$$\mathbf{Y} = \sum_{g=1}^G \mathbf{X}_g \boldsymbol{\beta}_g + \boldsymbol{\varepsilon}, \quad (1.1)$$

where  $\boldsymbol{\varepsilon} \sim \mathcal{N}_n(\mathbf{0}, \sigma^2 \mathbf{I}_n)$ ,  $\boldsymbol{\beta}_g$  is a coefficients vector of length  $m_g$ , and  $\mathbf{X}_g$  is an  $n \times m_g$  covariate matrix corresponding to group  $g = 1, \dots, G$ .

It is often of practical interest to select groups of variables that are most significantly associated with the response. To facilitate this group-level selection, Yuan and Lin [40] introduced the group lasso, which solves the optimization problem,

$$\arg \min_{\boldsymbol{\beta}} \frac{1}{2} \left\| \mathbf{Y} - \sum_{g=1}^G \mathbf{X}_g \boldsymbol{\beta}_g \right\|_2^2 + \lambda \sum_{g=1}^G \sqrt{m_g} \|\boldsymbol{\beta}_g\|_2, \quad (1.2)$$

where  $\|\cdot\|_2$  is the  $\ell_2$  norm. In the frequentist literature, many variants of model (1.2) have been introduced, which use some combination of  $\ell_1$  and  $\ell_2$  penalties on the coefficients of interest (e.g., [10, 14, 28]).

Even in the absence of grouping information about the covariates, the model (1.1) subsumes a wide class of important nonparametric regression models called *generalized additive models* (GAMs). In GAMs, continuous covariates may be represented by groups of basis functions which have a nonlinear relationship with the response. We defer further discussion of this class of nonparametric models to Section 5. We note that for grouped linear regression, we use  $G$  to denote the number of *groups*, while for both grouped regression and GAMs, we use  $p$  to denote the total number of *covariates*.

In the Bayesian framework, selection of relevant groups under model (1.1) has often been carried out by placing spike-and-slab priors on each of the groups  $\boldsymbol{\beta}_g$  (e.g., [1, 16, 21, 38]). These priors typically take the form,

$$\begin{aligned} \boldsymbol{\beta}_g | \theta &\sim (1 - \theta) \delta_0(\boldsymbol{\beta}_g) + \theta \pi(\boldsymbol{\beta}_g), & g = 1, \dots, G, \\ \theta &\sim \pi(\theta), \end{aligned} \quad (1.3)$$

where  $\theta \in (0, 1)$  is the mixing proportion,  $\delta_0$  represents a point mass at  $\mathbf{0}_{m_g} \in \mathbb{R}^{m_g}$  (the “spike”), and  $\pi$  is an appropriate “slab” density (typically a multivariate normal distribution or a scale-mixture multivariate normal density). With a well-chosen prior on  $\theta$ , this model will adapt to the underlying sparsity level and favor parsimonious models in very high dimensions.

## 1.2 The Spike-and-Slab Lasso

For Bayesian variable selection, point mass spike-and-slab priors (1.3) are interpretable, but they are computationally intractable in high dimensions. As an alternative, fully continuous variants of spike-and-slab models have been developed. In the context of sparse normal means estimation and univariate linear regression, Ročková [24] and Ročková and George [26] introduced the spike-and-slab lasso (SSL). The SSL places a mixture prior of two Laplace densities on the individual coordinates  $\beta_j$ , i.e.

$$\begin{aligned}\pi(\beta_j|\theta) &\sim (1 - \theta)\psi(\beta_j|\lambda_0) + \theta\psi(\beta_j|\lambda_1), \\ \theta &\sim \pi(\theta),\end{aligned}\tag{1.4}$$

where  $\psi(\cdot|\lambda)$  represents a univariate Laplace density indexed by hyperparameter  $\lambda$ , i.e.  $\psi(\beta|\lambda) = \frac{\lambda}{2}e^{-\lambda|\beta|}$ . Typically,  $\lambda_0 \gg \lambda_1$  so that the spike is heavily concentrated about 0 and closely resembles the limiting ideal of a point mass at 0. Under (1.4), the global posterior mode may be exactly sparse, while the “slab” stabilizes posterior estimates of the larger coefficients so they are not downward biased. Thus, the SSL posterior global mode can be used to perform variable selection and estimation simultaneously.

Since its inception, the spike-and-slab lasso methodology has been adopted for a wide number of statistical problems. Apart from univariate linear regression, it has been used for factor analysis [25], multivariate regression [5], covariance/precision matrix estimation [5, 6], generalized linear models (GLMs) [33, 31], and Cox proportional hazards models [32].

Although the SSL induces sparsity on the individual coefficients, its potential for regression with grouped variables and nonparametric regression has largely been overlooked. To encourage a “grouping” effect for variable selection in GLMs, Tang et al. [31] introduced latent variables for group-specific probabilities along with the SSL on the individual coefficients. However, to our knowledge, no previous authors have developed an SSL model for the type of “all in, all out” group variable selection that is at the heart of the original group lasso model of Yuan and Lin [40]. The prior we introduce in this manuscript is also quite different from that of [31]. It is not clear

if the prior formulation in Tang et al. [31] can be applied to nonparametric regression, whereas our prior can.

In this paper, we introduce the *spike-and-slab group lasso* (SSGL) for Bayesian grouped regression and variable selection. To widen the use of spike-and-slab lasso methodology for situations where the linear model is too inflexible, we extend the SSGL to sparse generalized additive models by introducing the *nonparametric spike-and-slab lasso* (NPSSL). To our knowledge, our work is the first to apply the spike-and-slab lasso methodology outside of a parametric setting. Our methodological, computational, and theoretical contributions can be summarized as follows:

1. We propose a new group spike-and-slab prior for estimation and variable selection in both parametric and nonparametric settings. Unlike frequentist methods which rely on separable penalties, our model has a *non*-separable and self-adaptive penalty which allows us to automatically control the model complexity and adapt to ensemble information about sparsity.
2. We introduce a highly efficient Bayesian EM algorithm for global posterior mode estimation. This allows us to rapidly identify significant groups of coefficients, while thresholding out insignificant ones.
3. We show that de-biasing techniques that have been used for the original lasso [34] can be extended to our SSGL model to provide valid inference on the estimated regression coefficients.
4. For both grouped regression and sparse additive models, we derive near-optimal posterior contraction rates for both the regression coefficients  $\beta$  and the unknown variance  $\sigma^2$  under the SSGL prior.

The rest of the paper is structured as follows. In Section 2, we introduce the spike-and-slab group lasso (SSGL). In Section 3, we characterize the global posterior mode and introduce efficient algorithms for fast maximum *a posteriori* (MAP) estimation and selection. In Section 4, we utilize ideas from the de-biased lasso to perform inference on the SSGL model. In Section 5, we extend the SSGL to nonparametric settings by proposing the nonparametric spike-and-slab lasso (NPSSL). In Section 6, we present asymptotic theory for the SSGL and the NPSSL. Finally, in Sections 7 and 8, we provide extensive simulation studies and use our models to analyze real data sets.

### 1.3 Notation

We use the following notations for the rest of the paper. For two nonnegative sequences  $\{a_n\}$  and  $\{b_n\}$ , we write  $a_n \asymp b_n$  to denote  $0 < \liminf_{n \rightarrow \infty} a_n/b_n \leq \limsup_{n \rightarrow \infty} a_n/b_n < \infty$ . If  $\lim_{n \rightarrow \infty} a_n/b_n = 0$ , we write  $a_n = o(b_n)$  or  $a_n \prec b_n$ . We use  $a_n \lesssim b_n$  or  $a_n = O(b_n)$  to denote that for sufficiently large  $n$ , there exists a constant  $C > 0$  independent of  $n$  such that  $a_n \leq Cb_n$ .

For a vector  $\mathbf{v} \in \mathbb{R}^p$ , we let  $\|\mathbf{v}\|_0 := \sum_{i=1}^p \mathbf{1}(v_i \neq 0)$ ,  $\|\mathbf{v}\|_1 := \sum_{i=1}^p |v_i|$ , and  $\|\mathbf{v}\|_2 := \sqrt{\sum_{i=1}^p v_i^2}$  denote the  $\ell_0$ ,  $\ell_1$ , and  $\ell_2$  norms respectively. For a symmetric matrix  $\mathbf{A}$ , we let  $\lambda_{\min}(\mathbf{A})$  and  $\lambda_{\max}(\mathbf{A})$  denote its minimum and maximum eigenvalues. For a set  $\mathcal{C}$ , we denote its cardinality as  $|\mathcal{C}|$ .

## 2 The Spike-and-Slab Group Lasso

Let  $\beta_g$  denote a real-valued vector of length  $m_g$ . We define the *group lasso density* as

$$\Psi(\beta_g|\lambda) = C_g \lambda^{m_g} \exp(-\lambda \|\beta_g\|_2), \quad (2.1)$$

where  $C_g = 2^{-m_g} \pi^{-(m_g-1)/2} [\Gamma((m_g+1)/2)]^{-1}$ . This type of prior has been previously considered by [13] and [38] for Bayesian inference in the grouped regression model (1.1). Kyung et al. [13] considered a single prior (2.1) on each of the  $\beta_g$ 's, while Xu and Ghosh [38] employed (2.1) as the ‘‘slab’’ prior in the point-mass mixture (1.3). However, these authors did not provide an explicit expression for the normalizing constant  $C_g$ . These other authors also scaled the prior by the unknown standard deviation  $\sigma$ . In this paper, we will instead place an independent prior on the variance  $\sigma^2$ , in accordance with the recommendations of Moran et al. [20].

In this manuscript, we introduce a *continuous* spike-and-slab prior with the group lasso density (2.1) for both the ‘‘spike’’ and the ‘‘slab’’ components. The continuous nature of our prior is critical in allowing for efficient coordinate ascent algorithms for MAP estimation. Letting  $\beta = (\beta_1^T, \dots, \beta_G^T)^T$  under model (1.1), the *spike-and-slab group lasso* (SSGL) is defined as:

$$\pi(\beta|\theta) = \prod_{g=1}^G [(1-\theta)\Psi(\beta_g|\lambda_0) + \theta\Psi(\beta_g|\lambda_1)], \quad (2.2)$$

where  $\Psi(\cdot|\lambda)$  denotes the group lasso density (2.1) indexed by hyperparameter  $\lambda$ , and  $\theta \in (0, 1)$  is a mixing proportion.  $\lambda_0$  corresponds to the spike which shrinks the entire vector  $\beta_g$  towards  $\mathbf{0}_{m_g}$ , while  $\lambda_1$  corresponds to the slab. For shorthand notation, we denote  $\Psi(\beta_g|\lambda_0)$  as  $\Psi_0(\beta_g)$  and  $\Psi(\beta_g|\lambda_1)$  as  $\Psi_1(\beta_g)$  going forward.

Under the linear regression model with grouped variables (1.1), we place the SSGL prior (2.2) on  $\beta$ . To complete the prior specification, we place an independent Jeffreys prior on  $\sigma^2$ , i.e.

$$\pi(\sigma^2) \propto \sigma^{-2}. \quad (2.3)$$

The mixing proportion  $\theta$  in (2.2) can either be fixed deterministically or endowed with a prior  $\theta \sim \pi(\theta)$ . We will discuss this in detail in Section 3.

### 3 Characterization and Computation of the Global Posterior Mode

Throughout this section, we let  $p$  denote the total number of covariates, i.e.  $p = \sum_{g=1}^G m_g$ . Our goal is to find the maximum *a posteriori* estimates of the regression coefficients  $\beta \in \mathbb{R}^p$ . This optimization problem is equivalent to a penalized likelihood method in which the logarithm of the prior (2.2) may be reinterpreted as a penalty on the regression coefficients. Similarly to Ročková and George [26], we will leverage this connection between the Bayesian and frequentist paradigms and introduce the SSGL penalty. This strategy combines the adaptivity of the Bayesian approach with the computational efficiency of existing algorithms in the frequentist literature.

A key component of the SSGL model is  $\theta$ , the prior expected proportion of groups with large coefficients. Ultimately, we will pursue a fully Bayes approach and place a prior on  $\theta$ , allowing the SSGL to adapt to the underlying sparsity of the data and perform automatic multiplicity adjustment [27]. For ease of exposition, however, we will first consider the case where  $\theta$  is fixed, echoing the development of Ročková and George [26]. In this situation, the regression coefficients  $\beta_g$  are conditionally independent *a priori*, resulting in a separable SSGL penalty. Later we will consider the fully Bayes approach, which will yield the *non-separable* SSGL penalty.

**Definition 1.** Given  $\theta \in (0, 1)$ , the separable SSGL penalty is defined as

$$\begin{aligned} \text{pen}_S(\beta|\theta) &= \log \left[ \frac{\pi(\beta|\theta)}{\pi(\mathbf{0}_p|\theta)} \right] \\ &= -\lambda_1 \sum_{g=1}^G \|\beta_g\|_2 + \sum_{g=1}^G \log \left[ \frac{p_\theta^*(\mathbf{0}_{m_g})}{p_\theta^*(\beta_g)} \right] \end{aligned} \quad (3.1)$$

where

$$p_\theta^*(\beta_g) = \frac{\theta \Psi_1(\beta_g)}{\theta \Psi_1(\beta_g) + (1 - \theta) \Psi_0(\beta_g)}. \quad (3.2)$$

The separable SSGL penalty is almost the logarithm of the original prior (2.2); the only modification is an additive constant to ensure that  $\text{pen}_S(\mathbf{0}_p|\theta) = 0$  [26]. The connection between the SSGL and penalized likelihood methods is made clearer when considering the derivative of the separable SSGL penalty, given in the following lemma.

**Lemma 3.1.** *The derivative of the separable SSGL penalty satisfies*

$$\frac{\partial \text{pen}_S(\boldsymbol{\beta}|\theta)}{\partial \|\boldsymbol{\beta}_g\|_2} = -\lambda_\theta^*(\boldsymbol{\beta}_g) \quad (3.3)$$

where

$$\lambda_\theta^*(\boldsymbol{\beta}_g) = \lambda_1 p_\theta^*(\boldsymbol{\beta}_g) + \lambda_0 [1 - p_\theta^*(\boldsymbol{\beta}_g)]. \quad (3.4)$$

Similarly to the SSL, the SSGL penalty is a weighted average of the two regularization parameters,  $\lambda_1$  and  $\lambda_0$ . The weight  $p_\theta^*(\boldsymbol{\beta}_g)$  is the conditional probability that  $\boldsymbol{\beta}_g$  was drawn from the slab distribution rather than the spike. Hence, the SSGL features an adaptive regularization parameter which applies different amounts of shrinkage to each group, unlike the group lasso which applies the same shrinkage to each group.

### 3.1 Optimization

Similarly to the group lasso [40], the separable nature of the penalty (3.1) lends itself naturally to a block coordinate ascent algorithm which cycles through the groups. In this section, we first outline the group updates resulting from the Karush-Kuhn-Tucker (KKT) conditions. We then derive a more refined condition for the global mode to aid in optimization for multimodal posteriors.

The KKT conditions provide a necessary condition for the global posterior mode. We assume that within each group, covariates are orthonormal, i.e.  $\mathbf{X}_g^T \mathbf{X}_g = \mathbf{I}_{m_g}$  for  $g = 1, \dots, G$ . This assumption was also used by Yuan and Lin [40] in the original group lasso. If the orthonormal assumption does not hold, then the within-group covariates can be orthonormalized as a preprocessing step, as is often done in practice. For example, in most practical implementations of penalized nonparametric regression using basis expansions, the matrices of basis functions are typically orthonormalized in order to facilitate efficient group coordinate descent algorithms.

**Proposition 3.1.** *The necessary conditions for  $\hat{\boldsymbol{\beta}} = (\hat{\boldsymbol{\beta}}_1^T, \dots, \hat{\boldsymbol{\beta}}_G^T)^T$  to be a global mode are:*

$$\mathbf{X}_g^T (\mathbf{Y} - \mathbf{X} \hat{\boldsymbol{\beta}}) = \sigma^2 \lambda_\theta^*(\hat{\boldsymbol{\beta}}_g) \frac{\hat{\boldsymbol{\beta}}_g}{\|\hat{\boldsymbol{\beta}}_g\|_2} \quad \text{for } \hat{\boldsymbol{\beta}}_g \neq \mathbf{0}_{m_g}, \quad (3.5)$$

$$\|\mathbf{X}_g^T(\mathbf{Y} - \mathbf{X}\hat{\boldsymbol{\beta}})\|_2 \leq \sigma^2 \lambda_\theta^*(\hat{\boldsymbol{\beta}}_g) \quad \text{for } \hat{\boldsymbol{\beta}}_g = \mathbf{0}_{m_g}. \quad (3.6)$$

Equivalently,

$$\hat{\boldsymbol{\beta}}_g = \left(1 - \frac{\sigma^2 \lambda_\theta^*(\hat{\boldsymbol{\beta}}_g)}{\|\mathbf{z}_g\|_2}\right)_+ \mathbf{z}_g \quad (3.7)$$

where  $\mathbf{z}_g = \mathbf{X}_g^T [\mathbf{Y} - \sum_{l \neq g} \mathbf{X}_l \hat{\boldsymbol{\beta}}_l]$ .

*Proof.* Follows immediately from Lemma 3.1 and subdifferential Calculus.  $\square$

The above characterization for the global mode is necessary, but not sufficient. A more refined characterization may be obtained by considering the group-wise optimization problem, noting that the global mode is also a maximizer of the  $g$ th group, keeping all other groups fixed.

**Proposition 3.2.** *The global mode  $\hat{\boldsymbol{\beta}}_g = \mathbf{0}_{m_g}$  if and only if  $\|\mathbf{z}_g\|_2 \leq \Delta$ , where*

$$\Delta = \inf_{\boldsymbol{\beta}_g} \left\{ \frac{\|\boldsymbol{\beta}_g\|_2}{2} - \frac{\sigma^2 \text{pen}_S(\boldsymbol{\beta}|\theta)}{\|\boldsymbol{\beta}_g\|_2} \right\}. \quad (3.8)$$

*Proof.* See Appendix B.  $\square$

Unfortunately, the threshold  $\Delta$  is difficult to compute. We instead find an approximation to this threshold. An upper bound is simply that of the soft-threshold solution (3.7), with  $\Delta \leq \sigma^2 \lambda^*(\boldsymbol{\beta}_g)$ . However, when  $\lambda_0$  is large, this bound may be improved. Similarly to Ročková and George [26], we provide improved bounds on the threshold in Theorem 3.1. This result requires the function  $h : \mathbb{R}^{m_g} \rightarrow \mathbb{R}$ , defined as:

$$h(\boldsymbol{\beta}_g) = [\lambda_\theta^*(\boldsymbol{\beta}_g) - \lambda_1]^2 + \frac{2}{\sigma^2} \log p_\theta^*(\boldsymbol{\beta}_g).$$

**Theorem 3.1.** *When  $(\lambda_0 - \lambda_1) > 2/\sigma$  and  $h(\mathbf{0}_{m_g}) > 0$ , the threshold  $\Delta$  is bounded by:*

$$\Delta^L < \Delta < \Delta^U \quad (3.9)$$

where

$$\Delta^L = \sqrt{2\sigma^2 \log[1/p_\theta^*(\mathbf{0}_{m_g})] - \sigma^4 d} + \sigma^2 \lambda_1, \quad (3.10)$$



$$\Delta^U = \sqrt{2\sigma^2 \log[1/p_\theta^*(\mathbf{0}_{m_g})]} + \sigma^2 \lambda_1, \quad (3.11)$$

and

$$0 < d < \frac{2}{\sigma^2} - \left( \frac{1}{\sigma^2(\lambda_0 - \lambda_1)} - \frac{\sqrt{2}}{\sigma} \right)^2 \quad (3.12)$$

When  $\lambda_0$  is large,  $d \rightarrow 0$  and the lower bound on the threshold approaches the upper bound, yielding the approximation  $\Delta = \Delta^U$ . We will ultimately use this approximation in our block coordinate ascent algorithm.

As discussed earlier, a key reason for adopting a Bayesian strategy is that it allows the procedure to adapt to the underlying sparsity in the data. This adaptivity is achieved by placing a prior on  $\theta$ , the proportion of groups with non-zero coefficients. We now outline this fully Bayes strategy and the resulting *non-separable* SSGL penalty.

### 3.2 The Non-Separable SSGL penalty

We now introduce the non-separable SSGL penalty. With the inclusion of the prior  $\theta \sim \pi(\theta)$ , the marginal prior for the regression coefficients has the following form:

$$\pi(\boldsymbol{\beta}) = \int_0^1 \prod_{g=1}^G [\theta \Psi_1(\boldsymbol{\beta}_g) + (1 - \theta) \Psi_0(\boldsymbol{\beta}_g)] d\pi(\theta) \quad (3.13)$$

$$= \left( \prod_{g=1}^G C_g \lambda_1^{m_g} \right) e^{-\lambda_1 \sum_{g=1}^G \|\boldsymbol{\beta}_g\|_2} \int_0^1 \frac{\theta^G}{\prod_{g=1}^G p_\theta^*(\boldsymbol{\beta}_g)} d\pi(\theta), \quad (3.14)$$

The non-separable SSGL penalty is then defined similarly to the separable penalty, where again we have centered the penalty to ensure  $pen_{NS}(\mathbf{0}_p) = 0$ .

**Definition 2.** *The non-separable SSGL (NS-SSGL) penalty with  $\theta \sim \pi(\theta)$  is defined as*

$$\begin{aligned} pen_{NS}(\boldsymbol{\beta}) &= \log \left[ \frac{\pi(\boldsymbol{\beta})}{\pi(\mathbf{0}_p)} \right] \\ &= -\lambda_1 \sum_{g=1}^G \|\boldsymbol{\beta}_g\|_2 + \log \left[ \frac{\int_0^1 \theta^G / \prod_{g=1}^G p_\theta^*(\boldsymbol{\beta}_g) d\pi(\theta)}{\int_0^1 \theta^G / \prod_{g=1}^G p_\theta^*(\mathbf{0}_{m_g}) d\pi(\theta)} \right] \end{aligned} \quad (3.15)$$

Although the penalty (3.14) appears intractable, intuition is again obtained by considering the derivative. Following the same line of argument as Ročková and George [26], the derivative of (3.14) is given in the following lemma.

**Lemma 3.2.**

$$\frac{\partial \text{pen}_{NS}(\beta)}{\partial \|\beta_g\|_2} \equiv \lambda^*(\beta_g; \beta_{\setminus g}), \quad (3.16)$$

where

$$\lambda^*(\beta_g; \beta_{\setminus g}) = p^*(\beta_g; \beta_{\setminus g})\lambda_1 + [1 - p^*(\beta_g; \beta_{\setminus g})]\lambda_0 \quad (3.17)$$

and

$$p^*(\beta_g; \beta_{\setminus g}) \equiv p_{\theta_g}^*(\beta_g), \quad \text{with } \theta_g = \mathbb{E}[\theta | \beta_{\setminus g}]. \quad (3.18)$$

That is, the marginal prior from (3.14) is rendered tractable by considering the each group of regression coefficients separately, conditional on the remaining coefficients. Such a conditional strategy is motivated by the group-wise updates for the separable penalty considered in the previous section. Thus, our optimization strategy for the non-separable penalty will be very similar to the separable case, except instead of a fixed value for  $\theta$ , we will impute the mean of  $\theta$  conditioned on the remaining regression coefficients.

We now consider the form of the conditional mean,  $\mathbb{E}[\theta | \hat{\beta}_{\setminus g}]$ . As noted by Ročková and George [26], when the number of groups is large, this conditional mean can be replaced by  $\mathbb{E}[\theta | \hat{\beta}]$ ; we will proceed with the same approximation. For the prior on  $\theta$ , we will use the standard beta prior  $\theta \sim \mathcal{B}(a, b)$ . With the choices  $a = 1$  and  $b = G$  for these hyperparameters, this prior results in automatic multiplicity adjustment for the regression coefficients [27].

We now examine the conditional distribution  $\pi(\theta | \hat{\beta})$ . Suppose that the number of groups with non-zero coefficients is  $\hat{q}$ , and assume without loss of generality that the first  $\hat{q}$  groups have non-zero coefficients. Then,

$$\pi(\theta | \hat{\beta}) \propto \theta^{a-1} (1 - \theta)^{b-1} (1 - \theta z)^{G-\hat{q}} \prod_{g=1}^{\hat{q}} (1 - \theta x_g), \quad (3.19)$$

with  $z = 1 - \frac{\lambda_1}{\lambda_0}$  and  $x_g = (1 - \frac{\lambda_1}{\lambda_0} e^{\|\hat{\beta}_g\|_2(\lambda_0 - \lambda_1)})$ . Similarly to Ročková and George [26], this distribution is a generalization of the Gauss hypergeometric distribution. Consequently, the expectation may be written as

$$\mathbb{E}[\theta | \hat{\beta}] = \frac{\int_0^1 \theta^a (1 - \theta)^{b-1} (1 - \theta z)^{G-\hat{q}} \prod_{g=1}^{\hat{q}} (1 - \theta x_g) d\theta}{\int_0^1 \theta^{a-1} (1 - \theta)^{b-1} (1 - \theta z)^{G-\hat{q}} \prod_{g=1}^{\hat{q}} (1 - \theta x_g) d\theta}. \quad (3.20)$$

While the above expression (3.20) appears laborious to compute, it admits a much simpler form when  $\lambda_0$  is very large. Using a slight modification to the arguments of [26], we obtain this simpler form in Lemma 3.3.

**Lemma 3.3.** *Assume  $\pi(\theta|\hat{\beta})$  is distributed according to (3.19). Let  $\hat{q}$  be the number of groups with non-zero coefficients. Then as  $\lambda_0 \rightarrow \infty$ ,*

$$\mathbb{E}[\theta|\hat{\beta}] = \frac{a + \hat{q}}{a + b + G}. \quad (3.21)$$

*Proof.* See Appendix B. □

We note that the expression (3.21) is essentially the usual posterior mean of  $\theta$  under a beta prior. Intuitively, as  $\lambda_0$  diverges, the weights  $p_{\theta}^*(\beta_g)$  concentrate at zero and one, yielding the familiar form for  $\mathbb{E}[\theta|\hat{\beta}]$ . With this in hand, we are now in a position to outline the block coordinate ascent algorithm for the non-separable SSGL.

### 3.3 Optimization

The KKT conditions for the non-separable SSGL penalty yield the following necessary condition for the global mode:

$$\hat{\beta}_g \leftarrow \left( 1 - \frac{\sigma^2 \lambda_{\hat{\theta}}^*(\hat{\beta}_g)}{\|z_g\|_2} \right)_+ z_g, \quad (3.22)$$

where  $z_g = \mathbf{X}_g^T [\mathbf{Y} - \sum_{l \neq g} \mathbf{X}_l \hat{\beta}_l]$  and  $\hat{\theta}$  is the mean (3.21), conditioned on the previous value of  $\beta$ .

As before, (3.22) is sufficient for a local mode, but not the global mode. When  $p \gg n$  and  $\lambda_0$  is large, the posterior will be highly multimodal. As in the separable case, we require a refined thresholding scheme that will eliminate some of these suboptimal local modes from consideration. In approximating the group-wise conditional mean  $\mathbb{E}[\theta|\hat{\beta}_{\setminus g}]$  with  $\mathbb{E}[\theta|\hat{\beta}]$ , we do not require group-specific thresholds. Instead, we can use the threshold given in Proposition 3.2 and Theorem 3.1 where  $\theta$  is replaced with the current update (3.21). In particular, we shall use the upper bound  $\Delta^U$  in our block coordinate ascent algorithm.

Similarly to Ročková and George [26], we combine the refined threshold,  $\Delta^U$  with the soft thresholding operation (3.22), to yield the following update

for  $\hat{\beta}_g$  at iteration  $k$ :

$$\beta_g^{(k)} \leftarrow \left( 1 - \frac{\sigma^{2(k)} \lambda^*(\beta_g^{(k-1)}; \theta^{(k)})}{\|z_g\|_2} \right)_+ z_g \mathbb{I}(\|z_g\|_2 > \Delta^U) \quad (3.23)$$

where  $\theta^{(k)} = \mathbb{E}[\theta | \beta^{(k-1)}]$ . Technically,  $\theta$  should be updated after each group  $\beta_g$  is updated; in practice, however, there will be little change after one group is updated and so our strategy will be to update both  $\theta$  and  $\Delta^U$  after every  $M$  iterations with a default value of  $M = 10$ .

With the Jeffreys prior  $\pi(\sigma^2) \propto \sigma^{-2}$ , the error variance  $\sigma^2$  also has a closed form update:

$$\sigma^{2(k)} \leftarrow \frac{\|Y - X\beta^{(k-1)}\|_2^2}{n + 2}. \quad (3.24)$$

### 3.4 Implementation Strategies

When the spike parameter  $\lambda_0$  is very large, the continuous spike density approximates the point-mass spike. Consequently, we face a similar computational challenge of navigating a highly multimodal posterior. To ameliorate this problem for the spike-and-slab lasso, Ročková and George [26] recommend a “dynamic posterior exploration” strategy in which the slab parameter  $\lambda_1$  is held fixed and  $\lambda_0$  is gradually increased along a grid of values. Using the solution from a previous  $\lambda_0$  as a “warm start” allows the procedure to more easily find optimal modes. In particular, when  $(\lambda_1 - \lambda_0)^2 \leq 4$ , the posterior is convex. Meanwhile, keeping the slab  $\lambda_1$  fixed serves to stabilize the large coefficients without applying any shrinkage.

Moran et al. [20] modify this strategy for the unknown  $\sigma^2$  case. This is because the posterior is always non-convex when  $\sigma^2$  is unknown. In particular, when  $p \gg n$  and  $\lambda_0 \approx \lambda_1$ , the model can become saturated, causing the residual variance to go to zero. To avoid this suboptimal mode at  $\sigma^2 = 0$ , Moran et al. [20] recommend fixing  $\sigma^2$  until the  $\lambda_0$  value at which the algorithm starts to converge in less than 100 iterations. Then,  $\beta$  and  $\sigma^2$  are simultaneously updated for the next largest  $\lambda_0$  in the sequence. The intuition behind this strategy is we first find a solution to the convex problem (in which  $\sigma^2$  is fixed) and then use this solution as a warm start for the non-convex problem (in which  $\sigma^2$  can vary).

We pursue a similar “dynamic posterior exploration” strategy with the modification for the unknown variance case for the SSGL. A key aspect of this algorithm is how to choose the maximum value of  $\lambda_0$ . Ročková and George [26] recommend this maximum to be the  $\lambda_0$  value at which the

---

**Algorithm 1** Spike-and-Slab Group Lasso
 

---

Input: grid of increasing  $\lambda_0$  values  $I = \{\lambda_0^1, \dots, \lambda_0^L\}$ , update frequency  $M$

For  $l = 1, \dots, L$ :

1. Set iteration counter  $k_l = 0$
2. Initialize:  $\hat{\beta}^{(k_l)} = \beta^*$ ,  $\theta^{(k_l)} = \theta^*$ ,  $\sigma^{(k_l)2} = \sigma^{*2}$ ,  $\Delta^U = \Delta^*$
3. While  $\text{diff} > \varepsilon$ 
  - (a) Increment  $k_l$
  - (b) For  $g = 1, \dots, G$ :
    - i. Update

$$\beta_g^{(k_l)} \leftarrow \left( 1 - \frac{\sigma^{(k_l)2} \lambda^*(\beta_g^{(k_l-1)}; \theta^{(k_l)})}{\|\mathbf{z}_g\|_2} \right)_+ \mathbf{z}_g \mathbb{I}(\|\mathbf{z}_g\|_2 > \Delta^U)$$

- ii. Update

$$\hat{Z}_g = \begin{cases} 1 & \text{if } \beta_g^{(k_l)} \neq \mathbf{0}_{m_g} \\ 0 & \text{otherwise} \end{cases}$$

- iii. If  $g \equiv 0 \pmod{M}$ :

- A. Update

$$\theta^{(k_l)} \leftarrow \frac{a + \sum_{g=1}^G \hat{Z}_g}{a + b + G}$$

- B. If  $k_{l-1} < 100$ :

$$\text{Update } \sigma^{(k_l)2} \leftarrow \frac{\|\mathbf{Y} - \mathbf{X}\beta^{(k_l)}\|_2^2}{n + 2}$$

- C. Update

$$\Delta^U \leftarrow \begin{cases} \sqrt{2\sigma^{(k_l)2} \log[1/p^*(\mathbf{0}_{m_g}; \theta^{(k_l)})]} + \sigma^{(k_l)2} \lambda_1 & \text{if } h(\mathbf{0}_{m_g}; \theta^{(k_l)}) > 0 \\ \sigma^{(k_l)2} \lambda^*(\mathbf{0}_{m_g}; \theta^{(k_l)}) & \text{otherwise} \end{cases}$$

- iv.  $\text{diff} = \|\beta^{(k_l)} - \beta^{(k_l-1)}\|_2$
- 

estimated coefficients stabilize. An alternative approach is to choose the maximum  $\lambda_0$  using cross-validation, a strategy which is made computationally feasible by the speed of our block coordinate ascent algorithm. In our experience, the dynamic posterior exploration strategy favors more parsimonious models than cross-validation. In the simulation studies in Section 7, we utilize cross-validation to choose  $\lambda_0$ , as there, our primary goal is predictive accuracy rather than parsimony.

The entire block coordinate ascent algorithm is given in Algorithm 1.

## 4 Approaches to Inference

While the above procedure allows us to find the posterior mode of  $\beta$ , providing inference or a measure of uncertainty around our estimate is a challenging task. One possible way forward is to run MCMC where the algorithm is initialized at the posterior mode estimate. By starting the MCMC chain at the posterior mode, it should converge faster. However, this is still not ideal, as it can be computationally burdensome in high dimensions. Instead, we will adopt ideas from a recent line of research [35, 11] based on de-biasing estimates from high-dimensional regression models to assess uncertainty quantification. These ideas were derived in the context of lasso regression, and we will explore the extent to which they work for our spike-and-slab group lasso penalty. Define  $\hat{\Sigma} = \mathbf{X}^T \mathbf{X} / n$  and let  $\hat{\Theta}$  be an approximate inverse of  $\hat{\Sigma}$ . Adopting notation from [35], we define

$$\hat{\beta}_d = \hat{\beta} + \hat{\Theta} \mathbf{X}^T (\mathbf{Y} - \mathbf{X} \hat{\beta}) / n. \quad (4.1)$$

In [35], it was shown that this quantity has the following asymptotic distribution:

$$\sqrt{n}(\hat{\beta}_d - \beta_0) \sim \mathcal{N}(\mathbf{0}, \sigma^2 \hat{\Theta} \hat{\Sigma} \hat{\Theta}^T). \quad (4.2)$$

This assumes that  $\sigma^2$  is known. However, our model will provide consistent estimates of  $\sigma^2$ , and thus, we can replace the population quantity with the estimate of it from our model. The success of this approach relies heavily on the estimate  $\hat{\Theta}$ , so we will utilize the nodewise regression approach described in [17, 35]. For each  $j = 1, \dots, p$ , let  $\mathbf{X}_j$  denote the  $j$ th column of  $\mathbf{X}$  and  $\mathbf{X}_{-j}$  denote the submatrix of  $\mathbf{X}$  with the  $j$ th column removed. Define  $\hat{\gamma}_j$  as

$$\hat{\gamma}_j = \arg \min_{\gamma} (\|\mathbf{X}_j - \mathbf{X}_{-j} \gamma\|_2^2 / n + 2\lambda_j \|\gamma\|_1).$$

Now we can define the components of  $\hat{\gamma}_j$  as  $\hat{\gamma}_{j,k}$  for  $k = 1, \dots, p$  and  $k \neq j$ , and create the following matrix:

$$\hat{\mathbf{C}} = \begin{pmatrix} 1 & -\hat{\gamma}_{1,2} & \dots & -\hat{\gamma}_{1,p} \\ -\hat{\gamma}_{2,1} & 1 & \dots & -\hat{\gamma}_{2,p} \\ \vdots & \vdots & \ddots & \vdots \\ -\hat{\gamma}_{p,1} & -\hat{\gamma}_{p,2} & \dots & 1 \end{pmatrix}.$$

Lastly, let  $\hat{\mathbf{T}}^2 = \text{diag}(\hat{\tau}_1^2, \hat{\tau}_2^2, \dots, \hat{\tau}_p^2)$ , where

$$\hat{\tau}_j = \|\mathbf{X}_j - \mathbf{X}_{-j} \hat{\gamma}_j\|_2^2 / n + \lambda_j \|\hat{\gamma}_j\|_1.$$

We can proceed with  $\hat{\Theta} = \hat{T}^{-2}\hat{C}$ . This choice is used because it puts an upper bound on  $\|\hat{\Sigma}\hat{\Theta}_j^T - e_j\|_\infty$ . Other regression models such as the original spike-and-slab lasso [26] could be used instead of the lasso [34] regressions for each covariate. However, we will proceed with this choice, as it has already been studied theoretically and shown to have the required properties to be able to perform inference for  $\beta$ .

Let  $\hat{\beta}_{dj}$  denotes the  $j$ th coordinate of  $\hat{\beta}_d$ . Using the modal estimate for  $\sigma^2$  under the SSGL prior,  $\hat{\sigma}^2$ , and the estimate  $\hat{\Theta}$  obtained from the above procedure, we have from (4.2) that the  $100(1 - \alpha)\%$  asymptotic pointwise confidence intervals for  $\beta_j, j = 1, \dots, p$ , are

$$[\hat{\beta}_{dj} - c(\alpha, n, \hat{\sigma}^2), \hat{\beta}_{dj} + c(\alpha, n, \hat{\sigma}^2)], \quad (4.3)$$

where  $c(\alpha, n, \hat{\sigma}^2) := \Phi^{-1}(1 - \alpha/2)\sqrt{\hat{\sigma}^2(\hat{\Theta}\hat{\Sigma}\hat{\Theta}^T)_{jj}/n}$  and  $\Phi(\cdot)$  denotes the cumulative distribution function of  $\mathcal{N}(0, 1)$ .

To assess the ability of this procedure to obtain accurate confidence intervals (4.3), we run a small simulation study with  $n = 100$  and  $G = 100$ , with each of the  $G$  groups having  $m = 2$  covariates. We generate the 100 original covariates from a multivariate normal distribution with mean  $\mathbf{0}$  and an AR(1) covariance structure with correlation  $\rho$ . The two covariates from each group are the linear and squared term from the original covariates. We set the first seven elements of  $\beta$  equal to  $(0, 0.5, 0.25, 0.1, 0, 0, 0.7)$  and the remaining elements equal to zero. Lastly, we try  $\rho = 0$  and  $\rho = 0.7$ . Table 1 shows the coverage probabilities across 1000 simulations for both scenarios looked at. We see that important covariates, i.e. covariates with a nonzero corresponding  $\beta_j$ , have coverage close to the nominal level of 95%, while the remaining covariates achieve the nominal level.

$\rho$	Important covariates	Null covariates
0.0	0.93	0.95
0.7	0.90	0.95

Table 1: Coverage probabilities for de-biasing simulation.

## 5 Nonparametric Spike-and-Slab Lasso

We now introduce the nonparametric spike-and-slab lasso (NPSSL). The NPSSL allows for flexible modeling of a response surface with minimal assumptions regarding its functional form. We consider two cases for the

NPSSL: (i) a main effects only model, and (ii) a model with both main and interaction effects.

### 5.1 Main Effects

We first consider the main effects NPSSL model. Here, we assume that the response surface may be decomposed into the sum of univariate functions of each of the  $p$  covariates. That is, we have the following model:

$$y_i = \sum_{j=1}^p f_j(X_{ij}) + \varepsilon_i, \quad \varepsilon_i \sim \mathcal{N}(0, \sigma^2). \quad (5.1)$$

Following Ravikumar et al. [23], we assume that each  $f_j, j = 1, \dots, p$ , may be approximated by a linear combination of basis functions  $\mathcal{B}_j = \{g_{j1}, \dots, g_{jd}\}$ , i.e.,

$$f_j(X_{ij}) \approx \sum_{k=1}^d g_{jk}(X_{ij})\beta_{jk} \quad (5.2)$$

where  $\beta_j = (\beta_{j1}, \dots, \beta_{jd})^T$  are the unknown weights. We let  $\widetilde{\mathbf{X}}_j$  denote the  $n \times d$  matrix with the  $(i, k)$ th entry  $\widetilde{\mathbf{X}}_j(i, k) = g_{jk}(X_{ij})$ . Then, (5.1) may be represented in matrix form as

$$\mathbf{Y} - \boldsymbol{\delta} = \sum_{j=1}^p \widetilde{\mathbf{X}}_j \beta_j + \boldsymbol{\varepsilon}, \quad \boldsymbol{\varepsilon} \sim \mathcal{N}_n(\mathbf{0}, \sigma^2 \mathbf{I}_n), \quad (5.3)$$

where  $\boldsymbol{\delta}$  is a vector of the lower-order truncation bias. Note that we assume the response  $\mathbf{Y}$  has been centered and so we do not include a grand mean  $\boldsymbol{\mu}$  in (5.3). As we choose to center the response, we do not require the main effects to integrate to zero as in Wei et al. [37]. We do, however, require the matrices  $\widetilde{\mathbf{X}}_j, j = 1, \dots, p$ , to be orthogonal, as discussed in Section 3.

We assume that  $\mathbf{Y}$  depends on only a small number of the  $p$  covariates so that many of the  $f_j$ 's have a negligible contribution to (5.1). In this case, this is equivalent to assuming that most of the weight vectors  $\beta_j$  have all zero elements. If the  $j$ th covariate is determined to be predictive of  $\mathbf{Y}$ , then  $f_j$  has a non-negligible contribution to (5.1). In this case, we want to include the entire basis function approximation to  $f_j$  in the model (5.1).

The above situation is a natural fit for the SSGL. We have  $p$  groups where each group is either included as a whole or not included in the model. The design matrices for each group are exactly the matrices of basis functions,



$\widetilde{\mathbf{X}}_j, j = 1, \dots, p$ . We will utilize the non-separable SSGL penalty developed in Section 3.2 to enforce this group-sparsity behavior in the model (5.3). More specifically, we seek to maximize the objective function with respect to  $\boldsymbol{\beta} = (\boldsymbol{\beta}_1^T, \dots, \boldsymbol{\beta}_p^T)^T \in \mathbb{R}^{pd}$  and  $\sigma^2$ :

$$L(\boldsymbol{\beta}, \sigma^2) = -\frac{1}{2\sigma^2} \|\mathbf{Y} - \sum_{j=1}^p \widetilde{\mathbf{X}}_j \boldsymbol{\beta}_j\|_2^2 - (n+2) \log \sigma + \text{pen}_{NS}(\boldsymbol{\beta}). \quad (5.4)$$

To find the estimators of  $\boldsymbol{\beta}$  and  $\sigma^2$ , we use Algorithm 1. Similar additive models for nonparametric regression have been proposed by a number of authors including Ravikumar et al. [23] and Wei et al. [37]. However, our proposed NPSSL method has a number of advantages. Firstly, we allow the noise variance  $\sigma^2$  to be unknown, unlike Ravikumar et al. [23]. Accurate estimates of  $\sigma^2$  are important to avoid overfitting, which is especially a concern for overparameterized models. Secondly, we use a block-descent algorithm to quickly target the modes of the posterior, whereas Wei et al. [37] utilize MCMC. Thirdly, our SSGL algorithm automatically thresholds negligible groups to zero, negating the need for a post-processing thresholding step.

## 5.2 Main and Interaction Effects

The main effects model (5.1) allows for each covariate to have a nonlinear contribution to the model, but assumes a linear relationship *between* the covariates. In some applications, this assumption may be too restrictive. For example, in the environmental exposures data which we analyze in Section 8.2, we may expect that high levels of two toxins may have an even more adverse effect on a person's health than having high levels of either of the two toxins. Such an effect may be modeled by including interaction effects between the covariates.

In this section, we extend the NPSSL to include interaction effects, as well as main effects. We consider only second-order interactions between the covariates as higher order interactions result in both decreased interpretability and increased computational load. We assume that the interaction effects may be decomposed into the sum of bivariate functions of each pair of covariates, yielding the model:

$$y_i = \sum_{j=1}^p f_j(X_{ij}) + \sum_{k=1}^{p-1} \sum_{l=k+1}^p f_{kl}(X_{ik}, X_{il}) + \varepsilon_i, \quad \varepsilon_i \sim \mathcal{N}(0, \sigma^2). \quad (5.5)$$

For the interaction terms, we follow Wei et al. [37] and approximate  $f_{kl}$  using the outer product of the basis functions of the interacting covariates:

$$f_{kl}(X_{ik}, X_{il}) \approx \sum_{s=1}^{d^*} \sum_{r=1}^{d^*} g_{ks}(X_{ik}) g_{lr}(X_{il}) \beta_{kl sr} \quad (5.6)$$

where  $\beta_{kl} = (\beta_{kl11}, \dots, \beta_{kl1d^*}, \beta_{kl21}, \dots, \beta_{kl d^* d^*})^T \in \mathbb{R}^{d^{*2}}$  is the vector of unknown weights. We let  $\widetilde{\mathbf{X}}_{kl}$  denote the  $n \times d^{*2}$  matrix with rows

$$\widetilde{\mathbf{X}}_{kl}(i, \cdot) = \text{vec}(\mathbf{g}_k(X_{ik}) \mathbf{g}_l(X_{il})^T),$$

where  $\mathbf{g}_k(X_{ik}) = (g_{k1}(X_{ik}), \dots, g_{kd^*}(X_{ik}))^T$ . Then, (5.5) may be represented in matrix form as

$$\mathbf{Y} - \boldsymbol{\delta} = \sum_{j=1}^p \widetilde{\mathbf{X}}_j \beta_j + \sum_{k=1}^{p-1} \sum_{l=k+1}^p \widetilde{\mathbf{X}}_{kl} \beta_{kl} + \boldsymbol{\varepsilon}, \quad \boldsymbol{\varepsilon} \sim \mathcal{N}_n(\mathbf{0}, \sigma^2 \mathbf{I}_n), \quad (5.7)$$

where  $\boldsymbol{\delta}$  is again a vector of the lower-order truncation bias. We again assume  $\mathbf{Y}$  has been centered and so do not include a grand mean in (5.7). We do not constrain  $f_{kl}$  to integrate to zero as in Wei et al. [37]. However, we do ensure that the main effects are not in the linear span of the interaction functions. That is, we require the “main effect” matrices  $\widetilde{\mathbf{X}}_l$  and  $\widetilde{\mathbf{X}}_k$  to be orthogonal to the “interaction” matrix  $\widetilde{\mathbf{X}}_{kl}$ . This condition is needed to maintain identifiability between the main and interaction effects.

In this interaction model, we either include  $\beta_{kl}$  in the model (5.7) if there is a non-negligible interaction between the  $k$ th and  $l$ th covariates, or we estimate  $\widehat{\beta}_{kl} = \mathbf{0}_{d^{*2}}$  if such an interaction is negligible. With the non-separable SSGL penalty, the objective function is:

$$\begin{aligned} L(\boldsymbol{\beta}, \sigma^2) = & -\frac{1}{2\sigma^2} \|\mathbf{Y} - \sum_{j=1}^p \widetilde{\mathbf{X}}_j \beta_j - \sum_{k=1}^{p-1} \sum_{l=k+1}^p \widetilde{\mathbf{X}}_{kl} \beta_{kl}\|_2^2 + \text{pen}_{NS}(\boldsymbol{\beta}) \\ & - (n+2) \log \sigma, \end{aligned} \quad (5.8)$$

where  $\boldsymbol{\beta} = (\beta_1^T, \dots, \beta_p^T, \beta_{12}^T, \dots, \beta_{(p-1)p}^T)^T \in \mathbb{R}^{pd+p(p-1)d^{*2}/2}$ . We can again use Algorithm 1 to find the modal estimates of  $\boldsymbol{\beta}$  and  $\sigma^2$ .

## 6 Asymptotic Theory for the SSGL and NPSSL

In this section, we derive asymptotic properties for the separable SSGL and NPSSL models. We first note some differences between our theory and

the theory in Ročková and George [26]. First, we prove *joint* consistency in estimation of both the unknown  $\beta$  and the unknown  $\sigma^2$ , whereas [26] proved their result only for  $\beta$ , assuming known variance  $\sigma^2 = 1$ . Second, Ročková and George [26] established optimal posterior concentration rates for the global posterior mode and the full posterior separately. We establish optimal posterior contraction for the full posterior only, from which it immediately follows that the global posterior mode approaches the truth at the same rate. Finally, we use proof techniques from [21, 29, 37] rather than the ones in [26]. However, none of these other papers considers *both* continuous spike-and-slab priors for groups of regression coefficients *and* an independent prior on the unknown variance.

## 6.1 Grouped Linear Regression

We work under the frequentist assumption that there is a true model,

$$\mathbf{Y} = \sum_{g=1}^G \mathbf{X}_g \beta_{0g} + \varepsilon, \quad \varepsilon \sim \mathcal{N}(\mathbf{0}, \sigma_0^2 \mathbf{I}_n), \quad (6.1)$$

where  $\beta_0 = (\beta_{01}^T, \dots, \beta_{0G}^T)^T$  and  $\sigma_0^2 \in (0, \infty)$ . Denote  $\mathbf{X} = [\mathbf{X}_1, \dots, \mathbf{X}_G]$  and  $\beta = (\beta_1^T, \dots, \beta_G^T)^T$ . Suppose we endow  $(\beta, \sigma^2)$  under model (6.1) with the following prior specification:

$$\begin{aligned} \pi(\beta|\theta) &\sim \prod_{g=1}^G [(1-\theta)\Psi(\beta_g|\lambda_0) + \theta\Psi(\beta_g|\lambda_1)], \\ \sigma^2 &\sim \mathcal{IG}(c_0, d_0), \end{aligned} \quad (6.2)$$

where  $c_0 > 0$  and  $d_0 > 0$  are fixed constants and  $\theta$  is set deterministically.

**Remark 6.1.** *In our implementation of the SSGL model, we endowed  $\sigma^2$  with an improper prior,  $\pi(\sigma^2) \propto \sigma^{-2}$ . This can be viewed as a limiting case of the  $\mathcal{IG}(c_0, d_0)$  prior with  $c_0 \rightarrow 0, d_0 \rightarrow 0$ . This improper prior is fine for implementation since it leads to a proper posterior, but for our theoretical investigation, we require the priors on  $(\beta, \sigma^2)$  to be proper.*

### 6.1.1 Posterior Contraction Rates

Let  $m_{\max} = \max_{1 \leq j \leq G} m_j$  and let  $p = \sum_{g=1}^G m_g$ . Let  $S_0$  be the set containing the indices of the true nonzero groups, where  $S_0 \subseteq \{1, \dots, G\}$  with cardinality  $s_0 = |S_0|$ . We make the following assumptions:

(A1) Suppose that  $G \gg n$ , but  $\log(G) = o(n)$  and  $m_{\max} = O(\log G / \log n)$ .

- (A2) The true number of nonzero groups satisfies  $s_0 = o(n/\log G)$ .
- (A3) There exists a constant  $k > 0$  so that for all  $n$ ,  $\lambda_{\max}(\mathbf{X}^T \mathbf{X}) \leq kn^\alpha$ , for some  $\alpha \in [1, \infty)$ .
- (A4) Let  $\xi \subset \{1, \dots, G\}$ , and let  $\mathbf{X}_\xi$  denote the submatrix of  $\mathbf{X}$  that contains the submatrices with groups indexed by  $\xi$ . There exist constants  $\nu_1 > 0$ ,  $\nu_2 > 0$ , and an integer  $\bar{p}$  satisfying  $s_0 = o(\bar{p})$  and  $\bar{p} = o(\min\{s_0 \log n, n \log n / \log G\})$ , so that  $n\nu_1 \leq \lambda_{\min}(\mathbf{X}_\xi^T \mathbf{X}_\xi) \leq \lambda_{\max}(\mathbf{X}_\xi^T \mathbf{X}_\xi) \leq n\nu_2$  for any model of size  $|\xi| \leq \bar{p}$ .
- (A5)  $\max_{1 \leq j \leq p} |\beta_{0j}| = O(\sqrt{\log G})$ .

Assumption (A1) allows the number of groups  $G$  and total number of covariates  $p$  to grow at nearly exponential rate with sample size  $n$ . The size of each individual group may also grow as  $n$  grows, but should grow at a slower rate than  $n/\log n$ . Assumption (A2) specifies the growth rate for the true model size  $s_0$ . Assumption (A3) bounds the eigenvalues of  $\mathbf{X}^T \mathbf{X}$  from above and is less stringent than requiring all the eigenvalues of the Gram matrix  $(\mathbf{X}^T \mathbf{X}/n)$  to be bounded away from infinity. Assumption (A4) ensures that  $\mathbf{X}^T \mathbf{X}$  is locally invertible over sparse sets and that the total number of columns in  $\mathbf{X}_\xi$  does not exceed  $n$  when  $|\xi| \leq \bar{p}$ . In general, conditions (A3)-(A4) are difficult to verify, but they can be shown to hold with high probability for certain classes of matrices where the rows of  $\mathbf{X}$  are independent and sub-Gaussian [18, 22]. Finally, Assumption (A5) places a restriction on the growth rate of the maximum signal size for the true  $\beta_0$ .

We are now ready to state our main theorem on the posterior contraction rates for the SSGL prior (6.2) under model (6.1). Let  $\mathbb{P}_0$  denote the probability measure underlying the truth (6.1) and  $\Pi(\cdot|\mathbf{Y})$  denote the posterior distribution under the prior specification (6.2) for  $(\beta, \sigma^2)$ .

**Theorem 6.1** (posterior contraction rates). *Let  $\epsilon_n = \sqrt{s_0 \log G/n}$ , and suppose that Assumptions (A1)-(A5) hold. Under model (6.1), suppose we endow  $(\beta, \sigma^2)$  with the prior (6.2). Further assume that  $\lambda_0 = (1-\theta)/\theta = G^c$  where  $c \geq 2$ , and  $K_1/n^d \leq \lambda_1 \leq K_2 \sqrt{\log G}$  where  $K_1 > 0, K_2 > 0$ , and  $d > 0$ . Then*

$$\Pi(\beta : \|\beta - \beta_0\|_2 \geq M_1 \sigma_0 \epsilon_n | \mathbf{Y}) \rightarrow 0 \text{ a.s. } \mathbb{P}_0 \text{ as } n, G \rightarrow \infty \quad (6.3)$$

$$\Pi(\beta : \|\mathbf{X}\beta - \mathbf{X}\beta_0\|_2 \geq M_2 \sigma_0 \sqrt{n} \epsilon_n | \mathbf{Y}) \rightarrow 0 \text{ a.s. } \mathbb{P}_0 \text{ as } n, G \rightarrow \infty, \quad (6.4)$$

$$\Pi(\sigma^2 : |\sigma^2 - \sigma_0^2| \geq 4\sigma_0^2 \epsilon_n | \mathbf{Y}) \rightarrow 0 \text{ as } n \rightarrow \infty, \text{ a.s. } \mathbb{P}_0 \text{ as } n, G \rightarrow \infty, \quad (6.5)$$

for some  $M_1 > 0, M_2 > 0$ .

*Proof.* See Appendix B. □

**Remark 6.2.** *In the case where  $G = p$ , the  $\ell_2$  and prediction error rates in (6.3)-(6.4) reduce to the familiar optimal rates of  $\sqrt{s_0 \log p/n}$  and  $\sqrt{s_0 \log p}$  respectively.*

**Remark 6.3.** *Eq. (6.5) demonstrates that our model also consistently estimates the unknown variance  $\sigma^2$ , therefore providing further theoretical justification for placing an independent prior on  $\sigma^2$ , as advocated by Moran et al. [20].*

### 6.1.2 Dimensionality Recovery

Although the global mode is exactly sparse, the SSGL prior is absolutely continuous so it assigns zero mass to exactly sparse vectors. To approximate the model size under the SSGL model, we use the following generalized notion of sparsity [2, 26]. For  $\omega_g > 0$ , we define the generalized inclusion indicator and generalized dimensionality, respectively, as

$$\gamma_{\omega_g}(\beta_g) = I(\|\beta_g\|_2 > \omega_g) \text{ and } |\gamma(\beta)| = \sum_{g=1}^G \gamma_{\omega_g}(\beta_g). \quad (6.6)$$

In contrast to [2, 26], we allow the threshold  $\omega_g$  to be different for each group, owing to the fact that the group sizes  $m_g$  may not necessarily all be the same. However, the  $\omega_g$ 's,  $g = 1, \dots, G$ , should still tend towards zero as  $n$  increases, so that  $|\gamma(\beta)|$  provides a good approximation to  $\#\{g : \beta_g \neq \mathbf{0}_{m_g}\}$ .

Consider as the threshold,

$$\omega_g \equiv \omega_g(\lambda_0, \lambda_1, \theta) = \frac{1}{\lambda_0 - \lambda_1} \log \left[ \frac{1 - \theta \lambda_0^{m_g}}{\theta \lambda_1^{m_g}} \right] \quad (6.7)$$

Note that for large  $\lambda_0$ , this threshold rapidly approaches zero. Analogous to [24, 26], any vectors  $\beta_g$  that satisfy  $\|\beta_g\|_2 = \omega_g$  correspond to the intersection points between the two group lasso densities in the separable SSGL prior (2.2), or when the second derivative  $\partial^2 \text{pens}(\beta|\theta)/\partial \|\beta_g\|_2^2 = 0.5$ . The value  $\omega_g$  represents the turning point where the slab has dominated the spike, and thus, the sharper the spike (when  $\lambda_0$  is large), the smaller the threshold.

Using the notion of generalized dimensionality (6.6) with (6.7) as the threshold, we have the following theorem.

**Theorem 6.2** (dimensionality). *Suppose that Assumptions (A1)-(A5) hold. Further assume that  $\lambda_0 = (1 - \theta)/\theta = G^c$  where  $c \geq 2$ , and  $K_1/n^d \leq \lambda_1 \leq K_2\sqrt{\log G}$  where  $K_1 > 0, K_2 > 0$ , and  $d > 0$ . Then for sufficiently large  $M_3 > 0$ ,*

$$\sup_{\beta_0} \mathbb{E}_{\beta_0} \Pi(\beta : |\gamma(\beta)| > M_3 s_0 | \mathbf{Y}) \rightarrow 0 \text{ as } n, G \rightarrow \infty. \quad (6.8)$$

*Proof.* See Appendix B. □

In particular, Theorem 6.2 shows that the expected posterior probability that the generalized dimension size is a constant multiple larger than the true model size  $s_0$  is asymptotically vanishing.

## 6.2 Sparse Generalized Additive Models (GAMs)

We also derive posterior contraction rates for the NPSSL model. We work under the frequentist assumption that there is a true model,

$$y_i = \sum_{j=1}^p f_{0j}(X_{ij}) + \varepsilon_i, \quad \varepsilon_i \sim \mathcal{N}(0, \sigma_0^2) \quad (6.9)$$

where  $f_{0j}, j = 1, \dots, p$ , denotes the true unknown smooth function and  $\sigma_0^2 \in (0, \infty)$ . Suppose each  $f_{0j}$  can be approximated by a linear combination of basis functions,  $\{g_{j1}, \dots, g_{jd}\}$ . In matrix notation, (6.9) can be written as

$$\mathbf{Y} = \sum_{j=1}^p \widetilde{\mathbf{X}}_j \beta_{0j} + \boldsymbol{\delta} + \boldsymbol{\varepsilon}, \quad \boldsymbol{\varepsilon} \sim \mathcal{N}_n(\mathbf{0}, \sigma_0^2 \mathbf{I}_n), \quad (6.10)$$

where  $\widetilde{\mathbf{X}}_j$  denotes an  $n \times d$  matrix where the  $(i, k)$ th entry is  $\widetilde{\mathbf{X}}_j(i, k) = g_{jk}(X_{ij})$ ,  $\beta_{0j}$ 's are  $d \times 1$  vectors of basis coefficients, and  $\boldsymbol{\delta}$  denotes an  $n \times 1$  vector of the lower-order bias from using truncated bases of dimension  $d$  to estimate  $f_{0j}, j = 1, \dots, p$ .

Denote  $\widetilde{\mathbf{X}} = [\widetilde{\mathbf{X}}_1, \dots, \widetilde{\mathbf{X}}_p]$  and  $\boldsymbol{\beta} = (\beta_1^T, \dots, \beta_p^T)^T$ . We study posterior concentration properties for the NPSSL model under (6.9) where we endow  $(\boldsymbol{\beta}, \sigma^2)$  in (6.10) with the prior specification (6.2). The proof is similar to that of Theorem 6.1. However, now we have an additional bias term  $\boldsymbol{\delta}$  that we need to account for. We first state the following regularity assumptions:

(B1) Suppose that  $p \gg n$ , but that  $\log p = o(n)$  and  $d = n^u$ , for some fixed  $0 < u < 1$ .

(B2) The true number of nonzero functions satisfies  $s_0 = o(n/\log p)$ .

- (B3) There exists a constant  $k_1 > 0$  so that for all  $n$ ,  $\lambda_{\max}(\widetilde{\mathbf{X}}^T \widetilde{\mathbf{X}}) \leq k_1 n$ .
- (B4) Let  $\xi \subset \{1, \dots, p\}$ , and let  $\widetilde{\mathbf{X}}_\xi$  denote the submatrix of  $\widetilde{\mathbf{X}}$  that contains the submatrices indexed by  $\xi$ . There exists a constant  $\nu_1 > 0$  and an integer  $\bar{p}$  satisfying  $s_0 = o(\bar{p})$  and  $\bar{p} = o(\min\{s_0 \log n, n^{1-u}\})$ , so that  $\lambda_{\min}(\widetilde{\mathbf{X}}_\xi^T \widetilde{\mathbf{X}}_\xi) \geq n\nu_1$  for any model of size  $|\xi| \leq \bar{p}$ .
- (B5)  $\max_{1 \leq j \leq dp} |\beta_{0j}| = O(\sqrt{\log p})$ .
- (B6) All the functions  $f_{0j}, j = 1, \dots, p$ , are  $\kappa$ -times continuously differentiable, for some  $\kappa > 0$ , and  $u\kappa > 1$ , where  $u$  is from Assumption (B1).

Assumptions (B1)-(B5) are analogous to assumptions (A1)-(A5) under the grouped regression model. The assumption on the degrees of freedom  $d$  in (B1) is usually made in the literature; many authors, e.g. [23], have required that  $d \asymp n^{1/5}$ . Assumptions (B3)-(B4) are difficult to verify but can be shown to hold if the covariates are uniformly bounded and appropriate basis functions for the  $g_{jk}$ 's are used, e.g. cubic B-splines [39, 37]. Finally, Assumption (B6) defines the minimum smoothness for all additive functions, so that the bias incurred by a  $d$ -dimensional basis expansion is asymptotically on the order of  $d^{-\kappa}$ .

Let  $\tilde{\mathbb{P}}_0$  denote the probability measure underlying the truth (6.9) and  $\Pi(\cdot|\mathbf{Y})$  denote the posterior distribution under NPSSL model with the prior (6.2) for  $(\beta, \sigma^2)$  in (6.10). Let  $f_{0j}(\mathbf{X}_j), 1 \leq j \leq p$ , denote an  $n \times 1$  vector with the function  $f_{0j}$  evaluated at every element in  $X_{ij}, i = 1, \dots, n$ . The next theorem establishes the posterior contraction rates for  $(\beta, \sigma^2)$  under the NPSSL model.

**Theorem 6.3** (contraction rates). *Let  $\epsilon_n = \max\{\sqrt{s_0 \log p/n}, \sqrt{d^{-\kappa}}\}$ . Suppose that Assumptions (B1)-(B6) hold, and suppose that under model (6.10), the basis expansion bias  $\delta$  satisfies  $\|\delta\|_2 \lesssim \sqrt{nd^{-\kappa}}$ , where  $\kappa$  is the degree of smoothness. Suppose we endow  $(\beta, \sigma^2)$  under model (6.10) with the prior (6.2). Further assume that  $\lambda_0 = (1 - \theta)/\theta = p^c$  where  $c \geq 2$ , and  $K_1/n^t \leq \lambda_1 \leq K_2 \sqrt{\log p}$  where  $K_1 > 0, K_2 > 0$ , and  $t > 0$ . Then*

$$\Pi \left( \beta : \|\widetilde{\mathbf{X}}\beta - \sum_{j=1}^p f_{0j}(\mathbf{X}_j)\|_2 \geq \widetilde{M}_1 \sqrt{n\epsilon_n} \middle| \mathbf{Y} \right) \rightarrow 0 \text{ a.s. } \tilde{\mathbb{P}}_0 \text{ as } n, p \rightarrow \infty, \quad (6.11)$$

$$\Pi \left( \sigma^2 : |\sigma^2 - \sigma_0^2| \geq 4\sigma_0^2 \epsilon_n \middle| \mathbf{Y} \right) \rightarrow 0 \text{ as } n \rightarrow \infty, \text{ a.s. } \tilde{\mathbb{P}}_0 \text{ as } n, p \rightarrow \infty, \quad (6.12)$$

for some  $\widetilde{M}_1 > 0$ .

*Proof.* See Appendix B. □

**Remark 6.4.** *Extension of Theorem 6.3 to the case with interactions is straightforward. In this case, the regularity assumptions and the rates would change slightly, since we now have  $p + p(p - 1)/2$  unknown functions to estimate.*

Analogously to the grouped linear regression model (6.1), we can also prove an analogue to Theorem 6.2 for the NPSSL. Let the generalized dimensionality  $|\gamma(\beta)|$  be defined as before in (6.6) (replacing  $G$  with  $p$ ), with  $\omega_g$  from (6.7) as the threshold (replacing  $m_g$  with  $d$ ).

**Theorem 6.4** (dimensionality). *Suppose that Assumptions (B1)-(B6) hold and that the basis expansion bias  $\delta$  satisfies  $\|\delta\|_2 \lesssim \sqrt{nd}^{-\kappa}$ . Further assume that  $\lambda_0 = (1 - \theta)/\theta = G^c$  where  $c \geq 2$ , and  $K_1/n^t \leq \lambda_1 \leq K_2\sqrt{\log G}$  where  $K_1 > 0, K_2 > 0$ , and  $t > 0$ . Then for sufficiently large  $\tilde{M}_2 > 0$ ,*

$$\sup_{\beta_0} \tilde{\mathbb{E}}_{\beta_0} \Pi \left( \beta : |\gamma(\beta)| > \tilde{M}_2 s_0 |Y \right) \rightarrow 0 \text{ as } n, p \rightarrow \infty. \quad (6.13)$$

The proof of Theorem 6.4 is very similar to that of Theorem 6.2 and is thus omitted. Theorem 6.4 shows that the expected posterior probability that the generalized dimension size is a constant multiple larger than the true model size  $s_0$  asymptotically vanishes.

## 7 Simulation Studies

In this section, we will evaluate our method in a number of settings. For the SSSL model, we fix  $\lambda_1 = 0.1$  and use cross-validation to choose from  $\lambda_0 \in \{1, 2, \dots, 25\}$ . For the prior  $\theta \sim \mathcal{B}(a, b)$ , we set  $a = 1, b = G$  so that  $\theta$  is small with high probability.

We will compare our SSSL approach with the following methods:

1. the group lasso introduced by [40] (GroupLasso)
2. Bayesian sparse group selection introduced in [4] (BSGS)
3. the soft BART approach introduced in [15] (SoftBart)
4. random forests [3] (RandomForest)
5. super learner [36] (SuperLearner)



In our simulations, we will look at the mean squared error (MSE) for estimating  $f(\mathbf{X}_{\text{new}})$  averaged over a new sample of data  $\mathbf{X}_{\text{new}}$ . We will also evaluate the variable selection properties of the different methods using the F1 score, which is defined below:

$$\begin{aligned}\text{precision} &= \frac{\# \text{ of correctly chosen variables}}{\# \text{ of chosen variables}}, \\ \text{recall} &= \frac{\# \text{ of correctly chosen variables}}{\# \text{ of important variables}}, \\ \text{F1} &= \frac{2 \times \text{precision} \times \text{recall}}{\text{precision} + \text{recall}}.\end{aligned}$$

Note that we will not show the F1 score for the SuperLearner, which averages over different models and different variable selection procedures and therefore does not have one set of variables that are deemed significant. We also do not show results for the estimates of  $\sigma^2$  here, but a simulation study showing we are accurately estimating the residual variance can be found in the Appendix.

## 7.1 Semiparametric Regression

Here, we will evaluate the use of our proposed SSGL procedure in semiparametric regression with  $p$  continuous covariates. Namely, we implement the NPSSL main effects model described in Section 5.1. This amounts to fitting a model of the form,

$$\begin{aligned}\mathbb{E}(Y_i|\mathbf{X}_i) &= f_1(X_{i1}) + \cdots + f_p(X_{ip}) \\ &= \widetilde{\mathbf{X}}_1\boldsymbol{\beta}_1 + \cdots + \widetilde{\mathbf{X}}_p\boldsymbol{\beta}_p,\end{aligned}$$

where  $\widetilde{\mathbf{X}}_j$  is a design matrix of basis functions used to capture the possibly nonlinear effect of  $X_j$  on  $Y$ . For the basis functions in  $\widetilde{\mathbf{X}}_j, j = 1, \dots, p$ , we use natural splines with degrees of freedom chosen from  $\{2, 3, 4\}$  using cross-validation for all grouped variable selection approaches. We vary the sample size  $n \in \{100, 300\}$  and the number of covariates  $p \in \{100, 300\}$ . Thus, we are estimating a total of between 200 and 1200 unknown basis coefficients. Although this can be a very high-dimensional regression problem, the speed of the SSGL's EM algorithm makes this problem quite tractable.

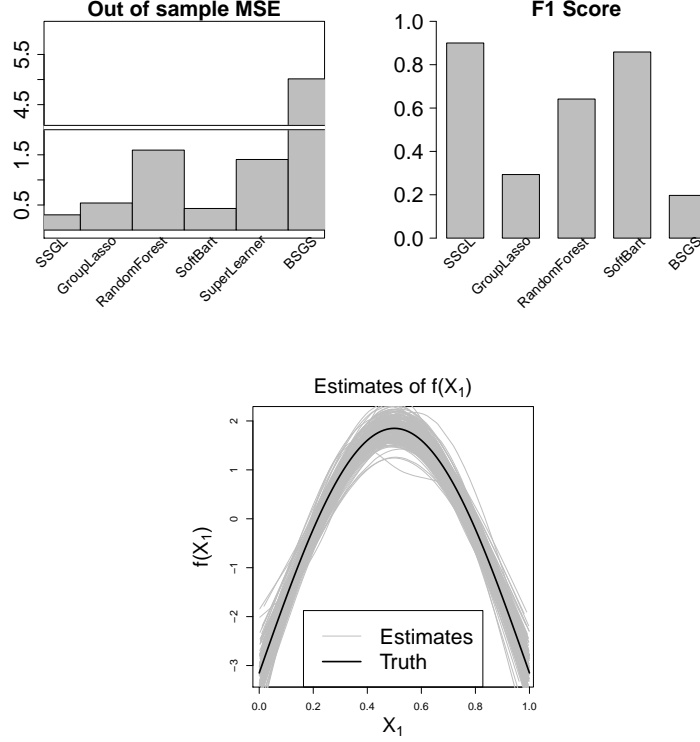


Figure 1: Simulation results from the sparse setting. The top left panel presents the out-of-sample mean squared error, the top right panel shows the F1 score to evaluate variable selection, and the bottom panel shows the estimates from each simulation of  $f_1(X_1)$ .

### 7.1.1 Sparse model

We first generate independent covariates from a standard uniform distribution and we let the true regression surface take the following form:

$$\mathbb{E}(Y|\mathbf{X}) = 5\sin(\pi X_1) + 2.5(X_3^2 - 0.5) + e^{X_4} + 3X_5,$$

with variance  $\sigma^2 = 1$ . We run 1000 simulations and average all of the metrics considered over each simulated data set. For brevity, we only display the results for the out-of-sample prediction MSE and the F1 score for the case where  $n = 100$  and  $p = 300$ . All other results can be found in the Appendix, but the key takeaways are the same across metrics and sample dimensions. Figure 1 shows the results from this simulation study. The SSGL approach has the best performance in terms of MSE, with the next best approach being

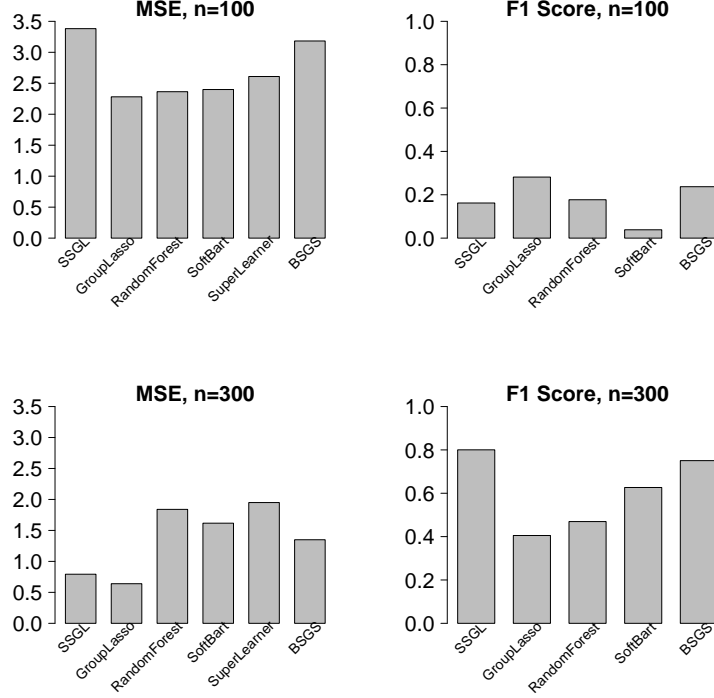


Figure 2: Simulation results from the less sparse setting with  $n = 100$  and  $n = 300$ . The left column shows out-of-sample MSE, and the right column shows the F1 score.

SoftBart. In terms of F1 score, the SSGL, RandomForest, and SoftBart approaches all do fairly well at identifying the three important covariates, though the SSGL approach has the highest F1 score overall.

### 7.1.2 Less sparse model

Next, we generate independent covariates from a standard normal distribution, and we let the true regression surface take the following form

$$\mathbb{E}(Y|\mathbf{X}) = \sum_{j=1}^{20} 0.2X_j + 0.2X_j^2.$$

In this model, there are no strong predictors of the outcome, but rather a large number of predictors which have small impacts on the outcome. Here,

we display results for both  $n = 100$  and  $p = 300$ , as well as  $n = 300$  and  $p = 300$ , as the qualitative results change across the different sample sizes. Our simulation results can be seen in Figure 2. When the sample size is 100, the SSGL procedure performs the worst in terms of MSE, and all approaches do poorly with the F1 score. When the sample size increases 300, the SSGL approach becomes the top performing approach in terms of F1 score and has the second lowest out-of-sample MSE, just behind the group lasso.

## 7.2 Interaction detection

We now explore the ability of the SSGL approach to identify important interaction terms in a nonparametric regression model. To this end, we implement the NPSSL model with interactions from Section 5.2. We generate 25 independent covariates from a standard uniform distribution with a sample size of 300. Data is generated from the following model:

$$\mathbb{E}(Y|\mathbf{X}) = 2.5\sin(\pi X_1 X_2) + 2\cos(\pi(X_3 + X_5)) + 2(X_6 - 0.5) + 2.5X_7.$$

While this may not seem like a high-dimensional scenario, we will consider all two-way interactions, and there are 300 such interactions. The important two-way interactions are between  $X_1$  and  $X_2$  and between  $X_3$  and  $X_5$ . As before, we evaluate the performance of each method in terms of out-of-sample MSE and examine the ability of SSGL to identify important interactions while excluding all of the remaining interactions. Figure 3 shows the results for this simulation setting. The SSGL, GL, and SoftBart approaches all perform well in terms of out-of-sample mean squared error with SSGL slightly outperforming the competitors. In terms of interaction selection, SSGL does a very good job at identifying the two important interactions. The  $(X_1, X_2)$  interaction is included in 70% of simulations, while the  $(X_3, X_5)$  interaction is included 100% of the time. All other interactions are included less than 1% of the time.

## 8 Real Data Analysis

Here, we will test the SSGL procedure in two distinct settings: 1) comparing its predictive performance against benchmark data sets used in high-dimensional regression, and 2) identifying important (nonlinear) main effects and interactions of environmental exposures.

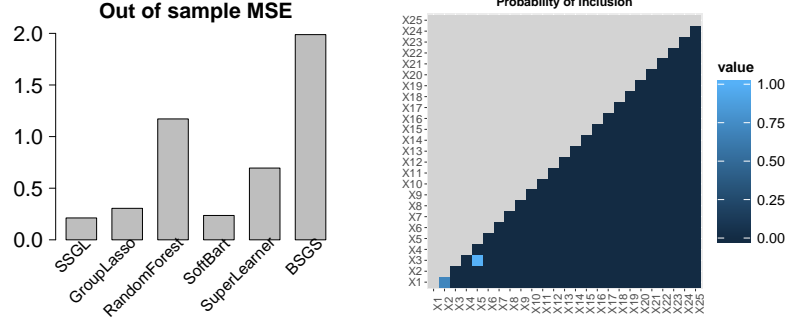


Figure 3: Simulation results from the interaction setting. The left panel shows out-of-sample MSE for each approach, while the right panel shows the probability of a two-way interaction being included into the SSGL model for all pairs of covariates.

### 8.1 Testing predictive performance

We first look at three data sets which have been analyzed in a number of manuscripts, most recently in [15]. The tecator data set is available in the `caret` package in R [12] and has three different outcomes  $\mathbf{Y}$  to analyze. Specifically, this data set looks at using 100 infrared absorbance spectra to predict three different features of chopped meat with a sample size of 215. The Blood-Brain data is also available in the `caret` package and looks to predict the levels of a particular compound in the brain given 134 molecular descriptors with a sample size of 208. Lastly, the Wipp data set contains 300 samples with 30 features from a computer model used to estimate two-phase fluid flow as part of compliance certification for the Waste Isolation Pilot Plant [30]. For each of these data sets, we hold out 10% of the data as a validation sample and see how well the model predicts the outcome in the held-out data. We do this 1000 times for each data set and keep track of the root mean squared error (RMSE) in predicting the held out samples.

Table 2 shows the results for each of the methods considered in the simulation study. The results are standardized such that for each data set, the RMSE is divided by the minimum RMSE for that data set. This means that the model with an RMSE of 1 had the best predictive performance, and all others should be greater than 1, with the magnitude indicating how bad the performance was. We see that the top performer across the data

Data	SSGL	GroupLasso	RandomForest	SoftBart	SuperLearner	BSGS
Tecator 1	1.44	1.43	2.79	1.83	1.00	5.10
Tecator 2	1.33	1.42	2.91	1.97	1.00	6.77
Tecator 3	1.05	1.17	3.14	2.73	1.00	9.14
BloodBrain	1.29	1.08	1.00	1.01	1.00	1.24
Wipp	1.48	1.31	1.50	1.00	1.19	4.79

Table 2: Out-of-sample root mean squared prediction error averaged over a large number of holdout samples for the data sets in Section 8.1. The RMSE is divided by the minimum RMSE for that particular data set, meaning that an RMSE of 1 indicates the best performance within a data set.

sets was SuperLearner, which is not surprising given that SuperLearner is quite flexible and averages over many different prediction models. Our simulation study showed that SuperLearner may not work as well when  $p > n$ . However, the data sets considered here all have  $p < n$ , which could explain its improved performance here. Among the other approaches, SSGL and GroupLasso perform quite well as they have RMSE’s close to 1 for all the data sets, whereas the other approaches had at least one data set with substantially worse performance.

## 8.2 Environmental exposures in the NHANES data

Here, we analyze data from the 2001-2002 cycle of the National Health and Nutrition Examination Survey, which was previously analyzed by Antonelli et al. [1]. We aim to identify which organic pollutants are associated with changes in leukocyte telomere length (LTL) levels. Telomeres are segments of DNA that help to protect chromosomes, and LTL levels are commonly used as a proxy for overall telomere length. LTL levels have previously been shown to be associated with adverse health effects [9], and recent studies within the NHANES data have found that organic pollutants can be associated with telomere length [19].

In our analysis, we evaluate whether any of 18 organic pollutants are associated with LTL length and whether there are any interactions among the pollutants and their association with LTL length. In addition to the 18 exposures, there are 18 additional demographic variables which we adjust for in our model. We model the effects of the 18 exposures on LTL length using spline basis functions with 2 degrees of freedom. For the interaction terms, this leads to 4 terms for each pair of interactions, and we orthogonalize these terms with respect to the main effects so that the interaction terms will not be included simply due to there being main effects of the pollutants.

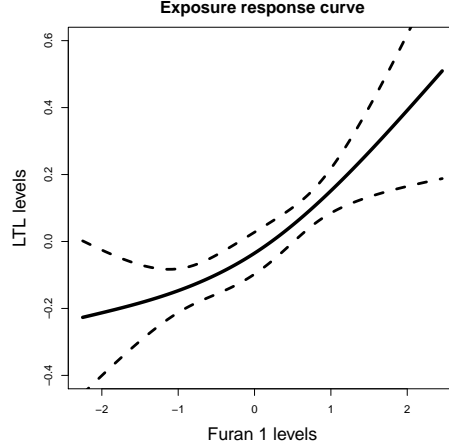


Figure 4: Estimated exposure-response curve between Furan1 and LTL levels in the NHANES data.

Our model identifies one important main effect, which is the main effect of the first furan. The exposure-response curve between this pollutant and LTL levels is shown in Figure 4. The positive association strongly agrees with a previous analysis of these data [1]. Further, our model identifies two interactions as having nonzero regression coefficients in the model. These are between Dioxin1 and PCB126, as well as between Dioxin2 and PCB99. These were not found in the previous analysis of these data, and could guide future research to understand the complex relationship between environmental exposures and LTL length.

## 9 Discussion

We have introduced the spike-and-slab group lasso (SSGL) model for variable selection and linear regression with grouped variables. We also extended the SSGL model to generalized additive models with the nonparametric spike-and-slab lasso (NPSSL). The NPSSL is able to jointly perform variable selection and nonlinear function estimation and detect higher-order nonlinear interaction terms. Moreover, our prior performs automatic multiplicity adjustment and self-adapts to the true sparsity pattern of the data through a *non*-separable penalty. For computation, we introduced highly efficient coordinate ascent algorithms for MAP estimation and employed de-biasing methods to obtain uncertainty quantification of our MAP es-

timates. An R package implementing the SSGL model can be found at <https://github.com/jantonelli111/SSGL>.

Although our model performs group selection, it does so in an “all-in-all-out” manner, similar to the original group lasso [40]. Future work will be to extend our model to perform both group selection and within-group selection of individual coordinates. This is undergoing active development. A simple extension of the SSGL is not immediately straightforward. In the frequentist setting, Simon et al. [28] introduced the sparse group lasso with within-group selection, which solves the optimization,

$$\arg \max_{\boldsymbol{\beta}} \frac{1}{2} \|\mathbf{Y} - \sum_{g=1}^G \mathbf{X}_g \boldsymbol{\beta}_g\|_2^2 + \lambda_1 \sum_{g=1}^G \|\boldsymbol{\beta}_g\|_2 + \lambda_2 \|\boldsymbol{\beta}\|_1.$$

Deriving a prior for which the MAP estimator corresponds to a solution of this optimization seems quite difficult. We are currently exploring alternative ways to facilitate within-group selection under the SSGL framework.

We are also working to extend the nonparametric spike-and-slab lasso so it can adapt to even more flexible regression surfaces than the generalized additive model. Under the NPSSL, we used cross-validation to tune a single value for the degrees of freedom. In reality, different functions can have vastly differing degrees of smoothness, and it will be desirable to model anisotropic regression surfaces while avoiding the computational burden of tuning the individual degrees of freedom over a  $p$ -dimensional grid.

## Acknowledgments

Dr. Ray Bai and Dr. Mary Boland were funded in part by generous funding from the Perelman School of Medicine, University of Pennsylvania, and Dr. Yong Chen was funded by NIH grants 1R01AI130460 and 1R01LM012607. The authors would like to thank Ruoyang Zhang, Peter Bühlmann, and Edward George for helpful discussions.

## References

- [1] Antonelli, J., Mazumdar, M., Bellinger, D., Christiani, D. C., Wright, R., and Coull, B. A. (2017). Estimating the health effects of environmental mixtures using bayesian semiparametric regression and sparsity inducing priors. *ArXiv preprint arXiv:1711.11239*.



- [2] Bhattacharya, A., Pati, D., Pillai, N. S., and Dunson, D. B. (2015). Dirichlet–laplace priors for optimal shrinkage. *Journal of the American Statistical Association*, 110(512):1479–1490.
- [3] Breiman, L. (2001). Random forests. *Machine Learning*, 45(1):5–32.
- [4] Chen, R.-B., Chu, C.-H., Yuan, S., and Wu, Y. N. (2016). Bayesian sparse group selection. *Journal of Computational and Graphical Statistics*, 25(3):665–683.
- [5] Deshpande, S. K., Ročková, V., and George, E. I. (2018). Simultaneous variable and covariance selection with the multivariate spike-and-slab lasso. *Journal of Computational and Graphical Statistics (to appear)*.
- [6] Gan, L., Narisetty, N. N., and Liang, F. (2018). Bayesian regularization for graphical models with unequal shrinkage. *Journal of the American Statistical Association (to appear)*.
- [7] Ghosal, S., Ghosh, J. K., and van der Vaart, A. W. (2000). Convergence rates of posterior distributions. *The Annals of Statistics*, 28(2):500–531.
- [8] Ghosal, S. and van der Vaart, A. (2017). *Fundamentals of Nonparametric Bayesian Inference*. Cambridge Series in Statistical and Probabilistic Mathematics. Cambridge University Press.
- [9] Haycock, P. C., Heydon, E. E., Kaptoge, S., Butterworth, A. S., Thompson, A., and Willeit, P. (2014). Leucocyte telomere length and risk of cardiovascular disease: systematic review and meta-analysis. *Bmj*, 349:g4227.
- [10] Jacob, L., Obozinski, G., and Vert, J.-P. (2009). Group lasso with overlap and graph lasso. In *Proceedings of the 26th Annual International Conference on Machine Learning, ICML '09*, pages 433–440, New York, NY, USA. ACM.
- [11] Javanmard, A. and Montanari, A. (2018). Debiasing the lasso: Optimal sample size for gaussian designs. *The Annals of Statistics*, 46(6A):2593–2622.
- [12] Kuhn, M. (2008). Building predictive models in r using the caret package. *Journal of Statistical Software*, 28(5):1–26.
- [13] Kyung, M., Gill, J., Ghosh, M., and Casella, G. (2010). Penalized regression, standard errors, and bayesian lassos. *Bayesian Analysis*, 5(2):369–411.

- [14] Li, Y., Nan, B., and Zhu, J. (2015). Multivariate sparse group lasso for the multivariate multiple linear regression with an arbitrary group structure. *Biometrics*, 71(2):354–363.
- [15] Linero, A. R. and Yang, Y. (2018). Bayesian regression tree ensembles that adapt to smoothness and sparsity. *Journal of the Royal Statistical Society: Series B (Statistical Methodology)*, 80(5):1087–1110.
- [16] Lique, B., Mengersen, K., Pettitt, A. N., and Sutton, M. (2017). Bayesian variable selection regression of multivariate responses for group data. *Bayesian Analysis*, 12(4):1039–1067.
- [17] Meinshausen, N. and Bühlmann, P. (2006). High-dimensional graphs and variable selection with the lasso. *The Annals of Statistics*, 34(3):1436–1462.
- [18] Mendelson, S. and Pajor, A. (2006). On singular values of matrices with independent rows. *Bernoulli*, 12(5):761–773.
- [19] Mitro, S. D., Birnbaum, L. S., Needham, B. L., and Zota, A. R. (2015). Cross-sectional associations between exposure to persistent organic pollutants and leukocyte telomere length among us adults in nhanes, 2001–2002. *Environmental Health Perspectives*, 124(5):651–658.
- [20] Moran, G. E., Ročková, V., and George, E. I. (2018). Variance prior forms for high-dimensional bayesian variable selection. *Bayesian Analysis (to appear)*.
- [21] Ning, B. and Ghosal, S. (2018). Bayesian linear regression for multivariate responses under group sparsity. *ArXiv pre-print arXiv: 1807.03439*.
- [22] Raskutti, G., Wainwright, M. J., and Yu, B. (2010). Restricted eigenvalue properties for correlated gaussian designs. *Journal of Machine Learning Research*, 11:2241–2259.
- [23] Ravikumar, P., Lafferty, J., Liu, H., and Wasserman, L. (2009). Sparse additive models. *Journal of the Royal Statistical Society: Series B (Statistical Methodology)*, 71(5):1009–1030.
- [24] Ročková, V. (2018). Bayesian estimation of sparse signals with a continuous spike-and-slab prior. *The Annals of Statistics*, 46(1):401–437.
- [25] Ročková, V. and George, E. I. (2016). Fast bayesian factor analysis via automatic rotations to sparsity. *Journal of the American Statistical Association*, 111(516):1608–1622.

- [26] Ročková, V. and George, E. I. (2018). The spike-and-slab lasso. *Journal of the American Statistical Association*, 113(521):431–444.
- [27] Scott, J. G. and Berger, J. O. (2010). Bayes and empirical-bayes multiplicity adjustment in the variable-selection problem. *The Annals of Statistics*, 38(5):2587–2619.
- [28] Simon, N., Friedman, J., Hastie, T., and Tibshirani, R. (2013). A sparse-group lasso. *Journal of Computational and Graphical Statistics*, 22(2):231–245.
- [29] Song, Q. and Liang, F. (2017). Nearly optimal bayesian shrinkage for high dimensional regression. *ArXiv pre-print arXiv: 1712.08964*.
- [30] Storlie, C. B., Bondell, H. D., Reich, B. J., and Zhang, H. H. (2011). Surface estimation, variable selection, and the nonparametric oracle property. *Statistica Sinica*, 21(2):679.
- [31] Tang, Z., Shen, Y., Li, Y., Zhang, X., Wen, J., Qian, C., Zhuang, W., Shi, X., and Yi, N. (2018). Group spike-and-slab lasso generalized linear models for disease prediction and associated genes detection by incorporating pathway information. *Bioinformatics*, 34(6):901–910.
- [32] Tang, Z., Shen, Y., Zhang, X., and Yi, N. (2017a). The spike-and-slab lasso cox model for survival prediction and associated genes detection. *Bioinformatics*, 33(18):2799–2807.
- [33] Tang, Z., Shen, Y., Zhang, X., and Yi, N. (2017b). The spike-and-slab lasso generalized linear models for prediction and associated genes detection. *Genetics*, 205(1):77–88.
- [34] Tibshirani, R. (1996). Regression shrinkage and selection via the lasso. *Journal of the Royal Statistical Society: Series B (Statistical Methodology)*, 58:267–288.
- [35] Van de Geer, S., Bühlmann, P., Ritov, Y., and Dezeure, R. (2014). On asymptotically optimal confidence regions and tests for high-dimensional models. *The Annals of Statistics*, 42(3):1166–1202.
- [36] Van der Laan, M. J., Polley, E. C., and Hubbard, A. E. (2007). Super learner. *Statistical Applications in Genetics and Molecular Biology*, 6(1).
- [37] Wei, R., Reich, B. J., Hoppin, J. A., and Ghosal, S. (2018). Sparse bayesian additive nonparametric regression with application to health effects of pesticides mixtures. *Statistica Sinica (to appear)*.

- [38] Xu, X. and Ghosh, M. (2015). Bayesian variable selection and estimation for group lasso. *Bayesian Analysis*, 10(4):909–936.
- [39] Yoo, W. W. and Ghosal, S. (2016). Supremum norm posterior contraction and credible sets for nonparametric multivariate regression. *The Annals of Statistics*, 44(3):1069–1102.
- [40] Yuan, M. and Lin, Y. (2006). Model selection and estimation in regression with grouped variables. *Journal of the Royal Statistical Society: Series B (Statistical Methodology)*, 68(1):49–67.
- [41] Zhang, C.-H. and Zhang, T. (2012). A general theory of concave regularization for high-dimensional sparse estimation problems. *Statistical Science*, 27(4):576–593.

## A Additional Simulation Results

Here, we present additional results which include different sample sizes than those seen in the manuscript, estimates of  $\sigma^2$ , and additional figures.

### A.1 Increased Sample Size for Sparse Simulation

Here, we present the same simulation setup as that seen in Section 7.1.1, though we will increase  $n$  from 100 to 300. Figure 5 shows the results and we see that they are very similar to those from the manuscript, except the MSE and F1 scores are better for all of the approaches, which is expected given the increased sample size. As before, the SSGL model has the lowest MSE and the highest F1 score of the approaches considered.

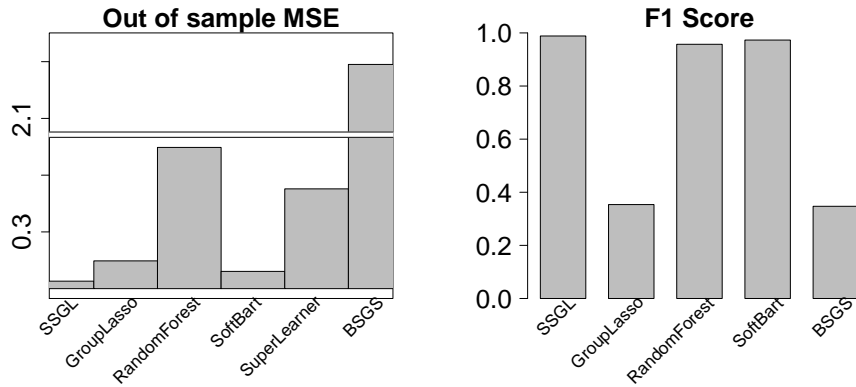


Figure 5: Simulation results from the sparse setting with  $n = 300$ . The left panel presents the out-of-sample mean squared error, and the right panel shows the F1 score to evaluate variable selection.

### A.2 Estimation of $\sigma^2$

To evaluate our ability to estimate  $\sigma^2$  and confirm our theoretical results that the posterior of  $\sigma^2$  contracts around the true parameter, we ran the same simulation setup as the sparse simulation from Section 7.1.1. The data generating models are the same, though we restrict  $p = 100$  and vary  $n \in \{250, 500, 750, 1000\}$  to confirm that the estimates are centering around the truth as the sample size grows.

Figure 6 shows the estimates over all simulations for each sample size looked at. We see that for  $n = 250$ , some of the estimates are far larger than the true value of  $\sigma^2 = 1$ . This is due to the fact that the SSGL procedure excludes some important variables from the model. This problem disappears as the sample size grows to 500 or larger, and we see that the estimates are closely centering around  $\sigma^2 = 1$ .

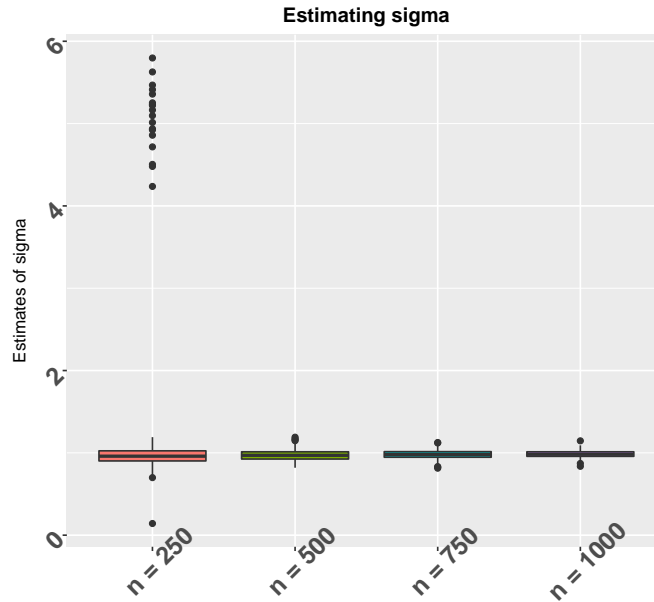


Figure 6: Boxplots of the estimates of  $\sigma^2$  from the SSGL model for a range of sample sizes.

## B Proofs of Main Results

*Proof of Proposition 3.2.* This result follows from an adaptation of the arguments of Zhang and Zhang [41]. The group-specific optimization problem is:

$$\hat{\beta}_g = \arg \max_{\beta_g} \left\{ -\frac{1}{2} \|z_g - \beta_g\|_2^2 + \sigma^2 \text{pen}_S(\beta|\theta) \right\}. \quad (\text{B.1})$$

We first note that the optimization problem (B.1) is equivalent to maximizing the objective

$$L(\beta_g) = -\frac{1}{2}\|z_g - \beta_g\|_2^2 + \sigma^2 \text{pen}_S(\beta|\theta) + \frac{1}{2}\|z_g\|_2^2 \quad (\text{B.2})$$

$$= \|\beta_g\|_2 \left[ \frac{\beta_g^T z_g}{\|\beta_g\|_2} - \left( \frac{\|\beta_g\|_2}{2} - \frac{\sigma^2 \text{pen}_S(\beta|\theta)}{\|\beta_g\|_2} \right) \right] \quad (\text{B.3})$$

$$= \|\beta_g\|_2 \left[ \|z_g\|_2 \cos \varphi - \left( \frac{\|\beta_g\|_2}{2} - \frac{\sigma^2 \text{pen}_S(\beta|\theta)}{\|\beta_g\|_2} \right) \right] \quad (\text{B.4})$$

where  $\varphi$  is the angle between  $z_g$  and  $\beta_g$ . Then, when  $\|z_g\|_2 < \Delta$ , the second factorized term of (B.4) is always less than zero, and so  $\hat{\beta}_g = \mathbf{0}_{m_g}$  must be the global maximizer of  $L$ . On the other hand, when the global maximizer  $\hat{\beta}_g = \mathbf{0}_{m_g}$ , then the second factorized term must always be less than zero, otherwise  $\hat{\beta}_g = \mathbf{0}_{m_g}$  would no longer be the global maximizer and so  $\|z_g\|_2 < \Delta$ .  $\square$

*Proof of Lemma 3.3.* We have

$$\mathbb{E}[\theta|\hat{\beta}] = \frac{\int_0^1 \theta^a (1-\theta)^{b-1} (1-\theta z)^{G-\hat{q}} \prod_{g=1}^{\hat{q}} (1-\theta x_g) d\theta}{\int_0^1 \theta^{a-1} (1-\theta)^{b-1} (1-\theta z)^{G-\hat{q}} \prod_{g=1}^{\hat{q}} (1-\theta x_g) d\theta}. \quad (\text{B.5})$$

When  $\lambda_0 \rightarrow \infty$ , we have  $z \rightarrow 1$  and  $x_g \rightarrow -\infty$  for all  $g = 1, \dots, \hat{q}$ . Hence,

$$\lim_{\lambda_0 \rightarrow \infty} \mathbb{E}[\theta|\hat{\beta}] = \lim_{z \rightarrow 1} \lim_{x_g \rightarrow -\infty} \frac{\int_0^1 \theta^a (1-\theta)^{b+G-\hat{q}-1} \prod_{g=1}^{\hat{q}} (1-\theta x_g) d\theta}{\int_0^1 \theta^{a-1} (1-\theta)^{b-1} (1-\theta z)^{G-\hat{q}} \prod_{g=1}^{\hat{q}} (1-\theta x_g) d\theta} \quad (\text{B.6})$$

$$= \frac{\int_0^1 \theta^{a+\hat{q}} (1-\theta)^{b+G-\hat{q}-1} d\theta}{\int_0^1 \theta^{a+\hat{q}-1} (1-\theta)^{b+G-\hat{q}-1} d\theta} \quad (\text{B.7})$$

$$= \frac{a + \hat{q}}{a + b + G}. \quad (\text{B.8})$$

$\square$

*Proof of Theorem 6.1.* Our proof is based on first principles of verifying Kullback-Leibler (KL) and testing conditions (see e.g., [7]). We first prove (6.3) and (6.5).

**Part I: Kullback-Leibler conditions.** Let  $f \sim \mathcal{N}_n(\mathbf{X}\beta, \sigma^2 \mathbf{I}_n)$  and  $f_0 \sim \mathcal{N}_n(\mathbf{X}\beta_0, \sigma_0^2 \mathbf{I}_n)$ , and let  $\Pi(\cdot)$  denote the prior (6.2). We first show that for

our choice of  $\epsilon_n = \sqrt{s_0 \log G/n}$ ,

$$\Pi \left( K(f, f_0) \leq \epsilon_n^2, V(f, f_0) \leq \epsilon_n^2 \right) \geq \exp(-C_1 n \epsilon_n^2), \quad (\text{B.9})$$

for some constant  $C_1 > 0$ , where  $K(\cdot, \cdot)$  denotes the KL divergence and  $V(\cdot, \cdot)$  denotes the KL variation. The KL divergence between  $f$  and  $f_0$  is

$$K(f, f_0) = \frac{1}{2} \left[ n \left( \frac{\sigma^2}{\sigma_0^2} \right) - n - n \log \left( \frac{\sigma^2}{\sigma_0^2} \right) + \frac{\|\mathbf{X}(\boldsymbol{\beta} - \boldsymbol{\beta}_0)\|_2^2}{\sigma_0^2} \right], \quad (\text{B.10})$$

and the KL variation between  $f$  and  $f_0$  is

$$V(f, f_0) = \frac{1}{2} \left[ n \left( \frac{\sigma^2}{\sigma_0^2} \right)^2 - 2n \left( \frac{\sigma^2}{\sigma_0^2} \right) + n \right] + \frac{\sigma^2}{(\sigma_0^2)^2} \|\mathbf{X}(\boldsymbol{\beta} - \boldsymbol{\beta}_0)\|_2^2. \quad (\text{B.11})$$

Define the two events  $\mathcal{A}_1$  and  $\mathcal{A}_2$  as follows:

$$\mathcal{A}_1 = \left\{ \sigma^2 : n \left( \frac{\sigma^2}{\sigma_0^2} \right) - n - n \log \left( \frac{\sigma^2}{\sigma_0^2} \right) \leq \epsilon_n^2, \quad n \left( \frac{\sigma^2}{\sigma_0^2} \right)^2 - 2n \left( \frac{\sigma^2}{\sigma_0^2} \right) + n \leq \epsilon_n^2 \right\} \quad (\text{B.12})$$

and

$$\mathcal{A}_2 = \left\{ (\boldsymbol{\beta}, \sigma^2) : \frac{\|\mathbf{X}(\boldsymbol{\beta} - \boldsymbol{\beta}_0)\|_2^2}{\sigma_0^2} \leq \epsilon_n^2, \quad \frac{\sigma^2}{(\sigma_0^2)^2} \|\mathbf{X}(\boldsymbol{\beta} - \boldsymbol{\beta}_0)\|_2^2 \leq \epsilon_n^2/2 \right\}. \quad (\text{B.13})$$

From (B.9)-(B.13), we may write  $\Pi(K(f, f_0) \leq \epsilon_n^2, V(f, f_0) \leq \epsilon_n^2) = \Pi(\mathcal{A}_2 | \mathcal{A}_1) \Pi(\mathcal{A}_1)$ . We derive lower bounds for  $\Pi(\mathcal{A}_1)$  and  $\Pi(\mathcal{A}_2 | \mathcal{A}_1)$  separately. Noting that we may rewrite  $\mathcal{A}_1$  as

$$\mathcal{A}_1 = \left\{ \sigma^2 : n \left[ \frac{\sigma^2}{\sigma_0^2} - 1 - \log \left( \frac{\sigma^2}{\sigma_0^2} \right) \right] \leq \epsilon_n^2, \quad n \left( \frac{\sigma^2}{\sigma_0^2} - 1 \right)^2 \leq \epsilon_n^2 \right\},$$

it is clear that  $\mathcal{A}_1 \supset \mathcal{A}_1^*$ , where  $\mathcal{A}_1^* = \{\sigma^2 : \sigma_0^2 \leq \sigma^2 \leq \sigma_0^2(1 + n^{-1/2}\epsilon_n)\}$ . Thus, since  $\sigma^2 \sim \mathcal{IG}(c_0, d_0)$ , we have for sufficiently large  $n$ ,

$$\begin{aligned} \Pi(\mathcal{A}_1) &\geq \Pi(\mathcal{A}_1^*) = \int_{\sigma_0^2}^{\sigma_0^2(1+n^{-1/2}\epsilon_n)} \frac{d_0^{c_0}}{\Gamma(c_0)} (\sigma^2)^{-c_0-1} e^{-d_0/\sigma^2} d\sigma^2 \\ &\geq \frac{d_0^{c_0}}{\Gamma(c_0)} (\sigma_0^2)^{-c_0-1} (1 + n^{-1/2}\epsilon_n)^{-c_0-1} e^{-d_0/\sigma_0^2} \end{aligned}$$



$$= \frac{d_0^{c_0}}{\Gamma(c_0)} (\sigma_0^2)^{-c_0-1} e^{-d_0/\sigma_0^2} \exp \left\{ -(c_0 - 1) \log(1 + n^{-1/2} \epsilon_n) \right\}. \quad (\text{B.14})$$

Thus, from (B.14), we have

$$-\log \Pi(\mathcal{A}_1) \lesssim (c_0 - 1) \log \left( 1 + n^{-1/2} \epsilon_n \right) \lesssim n \epsilon_n^2. \quad (\text{B.15})$$

Next, we consider  $\Pi(\mathcal{A}_2|\mathcal{A}_1)$ . We have

$$\frac{\sigma^2}{(\sigma_0^2)^2} \|\mathbf{X}(\boldsymbol{\beta} - \boldsymbol{\beta}_0)\|_2^2 = \left\| \frac{\mathbf{X}(\boldsymbol{\beta} - \boldsymbol{\beta}_0)}{\sigma_0} \right\|_2^2 \left( \frac{\sigma^2}{\sigma_0^2} - 1 \right) + \left\| \frac{\mathbf{X}(\boldsymbol{\beta} - \boldsymbol{\beta}_0)}{\sigma_0} \right\|_2^2,$$

and conditional on  $\mathcal{A}_1$ , we have that the previous display is bounded above by

$$\left\| \frac{\mathbf{X}(\boldsymbol{\beta} - \boldsymbol{\beta}_0)}{\sigma_0} \right\|_2^2 (n^{-1} \epsilon_n^2 + 1) < \frac{2}{\sigma_0^2} \|\mathbf{X}(\boldsymbol{\beta} - \boldsymbol{\beta}_0)\|_2^2,$$

for large  $n$  (since  $\epsilon_n < 1$  when  $n$  is large). Therefore,  $\Pi(\mathcal{A}_2|\mathcal{A}_1)$  is bounded below by

$$\begin{aligned} \Pi(\mathcal{A}_2|\mathcal{A}_1) &\geq \Pi \left( \|\mathbf{X}(\boldsymbol{\beta} - \boldsymbol{\beta}_0)\|_2^2 \leq \frac{\sigma_0^2 \epsilon_n^2}{4} \right) \\ &\geq \Pi \left( \|\boldsymbol{\beta} - \boldsymbol{\beta}_0\|_2^2 \leq \frac{\sigma_0^2 \epsilon_n^2}{4kn^\alpha} \right) \\ &\geq \left\{ \Pi_{S_0} \left( \|\boldsymbol{\beta}_{S_0} - \boldsymbol{\beta}_{0S_0}\|_2^2 \leq \frac{\sigma_0^2 \epsilon_n^2}{8kn^\alpha} \right) \right\} \left\{ \Pi_{S_0^c} \left( \|\boldsymbol{\beta}_{S_0^c}\|_2^2 \leq \frac{\sigma_0^2 \epsilon_n^2}{8kn^\alpha} \right) \right\} \end{aligned} \quad (\text{B.16})$$

where we used Assumption (A3) in the first inequality and the fact that the SSSL prior we consider in (6.2) is separable, so  $\Pi(\boldsymbol{\beta}) = \Pi_{S_0}(\boldsymbol{\beta})\Pi_{S_0^c}(\boldsymbol{\beta})$ . We proceed to bound each bracketed term in (B.16) separately. Changing the variable  $\boldsymbol{\beta} - \boldsymbol{\beta}_0 \rightarrow \mathbf{b}$  and using  $\Pi_{S_0}(\boldsymbol{\beta}) > \theta^{s_0} \prod_{g \in S_0} [C_g \lambda_1^{m_g} e^{-\lambda_1 \|\boldsymbol{\beta}_g\|_2}]$  and  $\|\mathbf{z}\|_2 \leq \|\mathbf{z}\|_1$  for any vector  $\mathbf{z}$ , we have as a lower bound for the first term in (B.16),

$$\theta^{s_0} e^{-\lambda_1 \|\boldsymbol{\beta}_{S_0}\|_2} \prod_{g \in S_0} C_g \left\{ \int_{\|\mathbf{b}_g\|_1 \leq \frac{\sigma_0 \epsilon_n}{2s_0 \sqrt{2kn^\alpha}}} \lambda_1^{m_g} e^{-\lambda_1 \|\mathbf{b}_g\|_1} d\mathbf{b}_g \right\}. \quad (\text{B.17})$$

Each of the integral terms in (B.17) is the probability of the first  $m_g$  events of a Poisson process happening before time  $\sigma_0 \epsilon_n / 2s_0 \sqrt{2kn^\alpha}$ . Using the arguments used to establish (5.11) in Ning and Ghosal [21], we obtain as a lower bound for the product of integrals in (B.17),

$$\begin{aligned} & \prod_{g \in S_0} C_g \left\{ \int_{\|\mathbf{b}_g\|_1 \leq \frac{\sigma_0 \epsilon_n}{2s_0 \sqrt{2kn^\alpha}}} \lambda_1^{m_g} e^{-\lambda_1 \|\mathbf{b}_g\|_1} d\mathbf{b}_g \right\} \\ & \geq \prod_{g \in S_0} C_g e^{-\lambda_1 \sigma_0 \epsilon_n / 2s_0 \sqrt{2kn^\alpha}} \frac{1}{m_g!} \left( \frac{\lambda_1 \sigma_0 \epsilon_n}{s_0 \sqrt{2kn^\alpha}} \right)^{m_g} \\ & = e^{-\lambda_1 \sigma_0 \epsilon_n / 2\sqrt{2kn^\alpha}} \prod_{g \in S_0} \frac{C_g}{m_g!} \left( \frac{\lambda_1 \sigma_0 \epsilon_n}{s_0 \sqrt{2kn^\alpha}} \right)^{m_g}. \end{aligned} \quad (\text{B.18})$$

Combining (B.17)-(B.18), we have the following lower bound for the first bracketed term in (B.16):

$$\theta^{s_0} e^{-\lambda_1 \|\beta_{S_0}\|_2} e^{-\lambda_1 \sigma_0 \epsilon_n / 2\sqrt{2kn^\alpha}} \prod_{g \in S_0} \frac{C_g}{m_g!} \left( \frac{\lambda_1 \sigma_0 \epsilon_n}{s_0 \sqrt{2kn^\alpha}} \right)^{m_g}. \quad (\text{B.19})$$

Now, noting that  $\Pi_{S_0^c}(\beta) > (1 - \theta)^{G-s_0} \prod_{g \in S_0^c} [C_g \lambda_0^{m_g} e^{-\lambda_0 \|\beta_g\|_2}]$ , we further bound the second bracketed term in (B.16) from below. Let  $\check{\Pi}(\cdot)$  denote the density,  $\check{\Pi}(\beta_g) = C_g \lambda_0^{m_g} e^{-\lambda_0 \|\beta_g\|_2}$ . We have

$$\begin{aligned} & \Pi_{S_0^c} \left( \|\beta_{S_0^c}\|_2^2 \leq \frac{\sigma_0^2 \epsilon_n^2}{8kn^\alpha} \right) > (1 - \theta)^{G-s_0} \prod_{g \in S_0^c} \check{\Pi} \left( \|\beta_g\|_2^2 \leq \frac{\sigma_0^2 \epsilon_n^2}{8kn^\alpha (G - s_0)} \right) \\ & \geq (1 - \theta)^{G-s_0} \prod_{g \in S_0^c} \left[ 1 - \frac{8kn^\alpha (G - s_0) \mathbb{E}_{\check{\Pi}}(\|\beta_g\|_2^2)}{\sigma_0^2 \epsilon_n^2} \right] \\ & = (1 - \theta)^{G-s_0} \prod_{g \in S_0^c} \left[ 1 - \frac{8kn^\alpha (G - s_0) m_g (m_g + 1)}{\lambda_0^2 \sigma_0^2 \epsilon_n^2} \right] \\ & \geq (1 - \theta)^{G-s_0} \left[ 1 - \frac{8kn^\alpha G m_{\max} (m_{\max} + 1)}{\lambda_0^2 \sigma_0^2 \epsilon_n^2} \right]^{G-s_0} \\ & \asymp (1 - \theta)^{G-s_0} \end{aligned} \quad (\text{B.20})$$

where we used an application of the Markov inequality in the second inequality and Lemma C.1 in the first equality. The final line of the above display can be verified by recalling that  $\lambda_0 = G^c, c \geq 2$  and using our assumptions on  $m_{\max}$  in Assumption (A1) and  $\epsilon_n^2$  in Theorem 1, and thus, the

bracketed term tends to 1 as  $n \rightarrow \infty$ . Combining (B.19)-(B.20), we obtain for sufficiently large  $n$ ,

$$\begin{aligned} -\log \Pi(\mathcal{A}_2|\mathcal{A}_1) &\lesssim s_0 \log \left( \frac{1-\theta}{\theta} \right) - G \log(1-\theta) + \lambda_1 \|\beta_{0S_0}\|_2 + \frac{\lambda_1 \sigma_0 \epsilon_n}{2\sqrt{2kn^\alpha}} \\ &\quad + \sum_{g \in S_0} \log(m_g!) - \sum_{g \in S_0} \log C_g + \sum_{g \in S_0} m_g \log \left( \frac{s_0 \sqrt{2kn^\alpha}}{\lambda_1 \sigma_0 \epsilon_n} \right). \end{aligned} \quad (\text{B.21})$$

We examine each of the terms in (B.21) separately. Recall that  $\lambda_0 = (1-\theta)/\theta = G^c$  for some  $c \geq 2$ . Thus, the first term in the above display is bounded above by a constant multiple of  $n\epsilon_n^2$ . Further,  $1-\theta = \lambda_0/(\lambda_0+1) = G^c/(G^c+1)$ ,  $c \geq 2$ , and so the second term in the above display tends to zero as  $n \rightarrow \infty$ . By Assumption (A5) and the fact that  $\lambda_1 \leq K_2 \sqrt{\log G}$  for some  $K_2 > 0$ , we have

$$\lambda_1 \|\beta_{0S_0}\|_2 \leq \lambda_1 \sqrt{s_0} \|\beta_{0S_0}\|_\infty \lesssim s_0 \log G \lesssim n\epsilon_n^2,$$

and

$$\frac{\lambda_1 \sigma_0 \epsilon_n}{2\sqrt{2kn^\alpha}} \leq \frac{K_2 \sigma_0 s_0 \log G}{2\sqrt{2kn}} \lesssim n\epsilon_n^2.$$

Next, using the facts that  $x! \leq x^x$  for  $x \in \mathbb{Z}$  and Assumption (A1), we have

$$\sum_{g \in S_0} \log(m_g!) \leq s_0 \log(m_{\max}!) \leq s_0 m_{\max} \log(m_{\max}) \leq s_0 m_{\max} \log n \lesssim n\epsilon_n^2.$$

Using the fact that the normalizing constant,  $C_g = 2^{-m_g} \pi^{-(m_g-1)/2} [\Gamma((m_g+1)/2)]^{-1}$ , we also have

$$\begin{aligned} \sum_{g \in S_0} -\log C_g &= \sum_{g \in S_0} \left\{ m_g \log 2 + \left( \frac{m_g-1}{2} \right) \log \pi + \log \left[ \Gamma \left( \frac{m_g+1}{2} \right) \right] \right\} \\ &\leq s_0 m_{\max} (\log 2 + \log \pi) + \sum_{g \in S_0} \log(m_g!) \\ &\lesssim s_0 m_{\max} (\log 2 + \log \pi) + s_0 m_{\max} \log n \\ &\lesssim s_0 \log G \\ &\lesssim n\epsilon_n^2, \end{aligned}$$

where we used the fact that  $\Gamma((m_g+1)/2) \leq \Gamma(m_g+1) = m_g!$ . Finally, since  $\lambda_1 \geq K_1/n^d$  for some  $K_1 > 0$  and  $d > 0$ , we have

$$\sum_{g \in S_0} m_g \log \left( \frac{s_0 \sqrt{2kn^\alpha}}{\lambda_1 \sigma_0 \epsilon_n} \right) \lesssim s_0 m_{\max} \log \left( \frac{s_0 n^{\alpha/2+d} \sqrt{2k}}{K_1 \sigma_0 \epsilon_n^2} \right)$$

$$\begin{aligned}
&= s_0 m_{\max} \log \left( \frac{n^{\alpha/2+d+1} \sqrt{2k}}{K_1 \sigma_0 \log G} \right) \\
&\lesssim s_0 m_{\max} \log n \\
&\lesssim s_0 \log G \\
&\lesssim n \epsilon_n^2.
\end{aligned}$$

Combining all of the above, together with (B.21), we have

$$-\log \Pi(\mathcal{A}_2 | \mathcal{A}_1) \lesssim n \epsilon_n^2. \quad (\text{B.22})$$

By (B.15) and (B.22), we may choose a large constant  $C_1 > 0$ , so that

$$\Pi(\mathcal{A}_2 | \mathcal{A}_1) \Pi(\mathcal{A}_1) \gtrsim \exp(-C_1 n \epsilon_n^2 / 2) \exp(-C_1 n \epsilon_n^2 / 2) = \exp(-C_1 n \epsilon_n^2),$$

so the Kullback-Leibler condition (B.9) holds.

**Part II: Testing conditions.** To complete the proof, we show the existence of a sieve  $\mathcal{F}_n$  such that

$$\Pi(\mathcal{F}_n^c) \leq \exp(-C_2 n \epsilon_n^2), \quad (\text{B.23})$$

for positive constant  $C_2 > C_1 + 2$ , where  $C_1$  is the constant from (B.9), and a sequence of test functions  $\phi_n \in [0, 1]$  such that

$$\mathbb{E}_{f_0} \phi_n \leq e^{-C_4 n \epsilon_n^2}, \quad (\text{B.24})$$

and

$$\begin{aligned}
&\sup_{f \in \mathcal{F}_n : \|\beta - \beta_0\|_2 \geq (3 + \sqrt{\nu_1}) \sigma_0 \epsilon_n, \text{ or } |\sigma^2 - \sigma_0^2| \geq 4\sigma_0^2 \epsilon_n} \mathbb{E}_f (1 - \phi_n) \leq e^{-C_4 n \epsilon_n^2}, \quad (\text{B.25})
\end{aligned}$$

for some  $C_4 > 0$ , where  $\nu$  is from Assumption (A4). Recall that  $\omega_g \equiv \omega_g(\lambda_0, \lambda_1, \theta) = \frac{1}{\lambda_0 - \lambda_1} \log \left[ \frac{1 - \theta}{\theta} \frac{\lambda_0^{m_g}}{\lambda_1^{m_g}} \right]$ . Choose  $C_3 \geq C_1 + 2 + \log 2$ , and consider the sieve,

$$\mathcal{F}_n = \left\{ f : |\gamma(\beta)| \leq C_3 s_0, 0 < \sigma^2 \leq G^{C_3 s_0 / c_0} \right\}, \quad (\text{B.26})$$

where  $c_0$  is from  $\mathcal{IG}(c_0, d_0)$  prior on  $\sigma^2$  and  $|\gamma(\beta)|$  denotes the generalized dimensionality (6.6).

We first verify (B.23). We have

$$\Pi(\mathcal{F}_n^c) \leq \Pi(|\gamma(\beta)| > C_3 s_0) + \Pi(\sigma^2 > G^{C_3 s_0 / c_0}). \quad (\text{B.27})$$

We focus on bounding each of the terms in (B.27) separately. Similarly as in the proof of Theorem 6.3 in Ročková and George [26], we have  $\Pi(\beta_g) < 2\theta C_g \lambda_1^{m_g} e^{-\lambda_1 \|\beta_g\|_2}$  for all  $\|\beta_g\|_2 > \omega_g$ . Let  $\mathcal{B} = \{\beta : |\gamma(\beta)| > C_3 s_0\}$ . We have as an upper bound on the first term in (B.27),

$$\begin{aligned} \int_{\mathcal{B}} \pi(\beta) d\beta &\leq \sum_{S: |S| > C_3 s_0} 2^{|S|} \theta^{|S|} \int_{\|\beta_g\|_2 > \omega_g; g \in S} C_g \lambda_1^{m_g} e^{-\lambda_1 \|\beta_g\|_2} d\beta_S \\ &\quad \times \int_{\|\beta_g\|_2 \leq \omega_g; g \in S^c} \Pi_{S^c}(\beta) d\beta_{S^c} \\ &\leq \sum_{S: |S| > C_3 s_0} (2K_2)^{|S|} \theta^{|S|}, \end{aligned} \quad (\text{B.28})$$

where we used the assumption that  $\lambda_1 \leq K_2 \sqrt{\log G}$  for some  $K > 0$  and the definition of  $\omega_g$  to bound the first integral term from above by  $\prod_{g \in S} K_2^{m_g} = K_2^{|S|}$ , and we bounded the second integral term above by 1. By our assumption that  $(1 - \theta)/\theta = G^c$  we have  $\theta < \theta/(1 - \theta) = 1/G^c$ , for some  $c \geq 2$ , and thus, we have as an upper bound for (B.28),

$$\begin{aligned} \sum_{k=\lfloor C_3 s_0 \rfloor + 1}^G \binom{G}{k} \left( \frac{2K_2}{G^c} \right)^k &\leq \sum_{k=\lfloor C_3 s_0 \rfloor + 1}^G \left( \frac{eG}{k} \right)^k \left( \frac{2K_2}{G^c} \right)^k \\ &< \sum_{k=\lfloor C_3 s_0 \rfloor + 1}^G \left( \frac{2eK_2}{G(\lfloor C_3 s_0 \rfloor + 1)} \right)^k \\ &= \frac{\left( \frac{2eK_2}{G(\lfloor C_3 s_0 \rfloor + 1)} \right)^{\lfloor C_3 s_0 \rfloor + 1} - \left( \frac{2eK_2}{G(\lfloor C_3 s_0 \rfloor + 1)} \right)^{G+1}}{1 - \frac{2eK_2}{G(\lfloor C_3 s_0 \rfloor + 1)}} \\ &< (2eK_2)^{\lfloor C_3 s_0 \rfloor + 1} G^{-(\lfloor C_3 s_0 \rfloor + 1)} (\lfloor C_3 s_0 \rfloor + 1)^{-(\lfloor C_3 s_0 \rfloor + 1)} \\ &\lesssim \exp(-C_3 n \epsilon_n^2). \end{aligned} \quad (\text{B.29})$$

Next, we have

$$\begin{aligned} \Pi(\sigma^2 > G^{C_3 s_0 / c_0}) &= \int_{G^{C_3 s_0 / c_0}}^{\infty} \frac{d_0^{c_0}}{\Gamma(c_0)} (\sigma^2)^{-c_0-1} e^{-d_0/\sigma^2} d\sigma^2 \\ &\lesssim \int_{G^{C_3 s_0 / c_0}}^{\infty} (\sigma^2)^{-c_0-1} \\ &= G^{-C_3 s_0} \\ &\lesssim \exp(-C_3 n \epsilon_n^2). \end{aligned} \quad (\text{B.30})$$

Combining (B.28)-(B.30), we have

$$\Pi(\mathcal{F}_n^c) \leq 2 \exp(-C_3 n \epsilon_n^2) = \exp(-C_3 n \epsilon_n^2 + \log 2),$$

and so given our choice of  $C_3$ , (B.27) is asymptotically bounded from above by  $\exp(-C_2 n \epsilon_n^2)$  for some  $C_2 \geq C_1 + 2$ . This proves (B.23).

We now proceed to prove (B.24). Our proof is based on the technique used in Song and Liang [29] with suitable modifications. For  $\xi \subset \{1, \dots, G\}$ , let  $\mathbf{X}_\xi$  denote the submatrix of  $\mathbf{X}$  with submatrices indexed by  $\xi$ , where  $|\xi| \leq \bar{p}$  and  $\bar{p}$  is from Assumption (A4). Let  $\hat{\beta}_\xi = (\mathbf{X}_\xi^T \mathbf{X}_\xi)^{-1} \mathbf{X}_\xi^T \mathbf{Y}$  and  $\beta_{0\xi}$  denote the subvector of  $\beta_0$  with groups indexed by  $\xi$ . Let  $m_\xi = \sum_{g \in \xi} m_g$ , and let  $\hat{\sigma}_\xi^2 = \|\mathbf{Y} - \mathbf{X}_\xi \hat{\beta}_\xi\|_2^2 / (n - m_\xi)$ . Note that  $\hat{\beta}_\xi$  and  $\hat{\sigma}_\xi^2$  both exist and are unique because of Assumptions (A2) and (A4) (which combined, gives us that  $\bar{p} = o(n)$ ).

Let  $\tilde{p}$  be an integer satisfying  $\tilde{p} \asymp s_0$  and  $\tilde{p} \leq \bar{p} - s_0$ , where  $\bar{p}$  is from Assumption (A4), and the specific choice of  $\tilde{p}$  will be given below. Recall that  $S_0$  is the set of true nonzero groups with cardinality  $s_0 = |S_0|$ . Similar to [29], we consider the test function  $\phi_n = \max\{\phi'_n, \tilde{\phi}_n\}$ , where

$$\begin{aligned} \phi'_n &= \max_{\xi \supset S_0, |\xi| \leq \tilde{p} + s_0} 1 \left\{ |\hat{\sigma}_\xi^2 - \sigma_0^2| \geq \sigma_0^2 \epsilon_n \right\}, \quad \text{and} \\ \tilde{\phi}_n &= \max_{\xi \supset S_0, |\xi| \leq \tilde{p} + s_0} 1 \left\{ \|\hat{\beta}_\xi - \beta_{0\xi}\|_2 \geq \sigma_0 \epsilon_n \right\}. \end{aligned} \quad (\text{B.31})$$

Because of Assumption (A4), we have  $\tilde{p} \prec n$  and  $\tilde{p} \prec n \epsilon_n^2$ . Additionally, since  $\epsilon_n = o(1)$ , we can use almost identical arguments as those used to establish (A.5)-(A.6) in the proof of Theorem A.1 of [29] to show that for any  $\xi$  satisfying  $\xi \supset S_0, |\xi| \leq \tilde{p}$ ,

$$\mathbb{E}_{(\beta_0, \sigma_0^2)} 1 \left\{ |\hat{\sigma}_\xi^2 - \sigma_0^2| \geq \sigma_0^2 \epsilon_n \right\} \leq \exp(-c'_4 n \epsilon_n^2),$$

for some constant  $\hat{c}_4 > 0$ , and for any  $\xi$  satisfying  $\xi \supset S_0, |\xi| \leq \tilde{p}$ ,

$$\mathbb{E}_{(\beta_0, \sigma_0^2)} 1 \left\{ \|\hat{\beta}_\xi - \beta_{0\xi}\|_2 \geq \sigma_0 \epsilon_n \right\} \leq \exp(-\tilde{c}_4 n \epsilon_n^2),$$

for some  $\tilde{c}_4 > 0$ . Using the proof of Theorem A.1 in [29], we may then choose  $\tilde{p} = \lfloor \min\{c'_4, \tilde{c}_4\} n \epsilon_n^2 / (2 \log G) \rfloor$ , and then

$$\mathbb{E}_{f_0} \phi_n \leq \exp(-\check{c}_4 n \epsilon_n^2), \quad (\text{B.32})$$

for some  $\check{c}_4 > 0$ . Next, define the set,

$$\begin{aligned} \mathcal{C} &= \left\{ \|\beta - \beta_0\|_2 \geq (3 + \sqrt{\nu_1}) \sigma_0 \epsilon_n \text{ or } \sigma^2 / \sigma_0^2 > (1 + \epsilon_n) / (1 - \epsilon_n) \right. \\ &\quad \left. \text{or } \sigma^2 / \sigma_0^2 < (1 - \epsilon_n) / (1 + \epsilon_n) \right\}. \end{aligned}$$

By Lemma C.2, we have

$$\sup_{f \in \mathcal{F}_n : \begin{array}{l} \|\boldsymbol{\beta} - \boldsymbol{\beta}_0\|_2 \geq (3 + \sqrt{\nu_1})\sigma_0\epsilon_n, \\ \text{or } |\sigma^2 - \sigma_0^2| \geq 4\sigma_0^2\epsilon_n \end{array}} \mathbb{E}_f(1 - \phi_n) \leq \sup_{f \in \mathcal{F}_n : (\boldsymbol{\beta}, \sigma^2) \in \mathcal{C}} \mathbb{E}_f(1 - \phi_n). \quad (\text{B.33})$$

Similar to [29], we consider  $\mathcal{C} \subset \hat{\mathcal{C}} \cup \tilde{\mathcal{C}}$ , where

$$\begin{aligned} \hat{\mathcal{C}} &= \{\sigma^2/\sigma_0^2 > (1 + \epsilon_n)/(1 - \epsilon_n) \text{ or } \sigma^2/\sigma_0^2 < (1 - \epsilon_n)/(1 + \epsilon_n)\}, \\ \tilde{\mathcal{C}} &= \{\|\boldsymbol{\beta} - \boldsymbol{\beta}_0\| \geq (3 + \sqrt{\nu_1})\sigma_0\epsilon_n \text{ and } \sigma^2 = \sigma_0^2\}, \end{aligned}$$

and so an upper bound for (B.33) is

$$\begin{aligned} \sup_{f \in \mathcal{F}_n : (\boldsymbol{\beta}, \sigma^2) \in \mathcal{C}} \mathbb{E}_f(1 - \phi_n) &= \sup_{f \in \mathcal{F}_n : (\boldsymbol{\beta}, \sigma^2) \in \mathcal{C}} \mathbb{E}_f \min\{1 - \phi'_n, 1 - \tilde{\phi}_n\} \\ &\leq \max \left\{ \sup_{f \in \mathcal{F}_n : (\boldsymbol{\beta}, \sigma^2) \in \hat{\mathcal{C}}} \mathbb{E}_f(1 - \phi'_n), \sup_{f \in \mathcal{F}_n : (\boldsymbol{\beta}, \sigma^2) \in \tilde{\mathcal{C}}} \mathbb{E}_f(1 - \tilde{\phi}_n) \right\}. \quad (\text{B.34}) \end{aligned}$$

Let  $\tilde{\xi} = \{g : \|\boldsymbol{\beta}_g\|_2 > \omega_g\} \cup S_0$ ,  $m_{\tilde{\xi}} = \sum_{g \in \tilde{\xi}} m_g$ , and  $\tilde{\xi}^c = \{1, \dots, G\} \setminus \tilde{\xi}$ . For any  $f \in \mathcal{F}_n$  such that  $(\boldsymbol{\beta}, \sigma^2) \in \hat{\mathcal{C}} \cup \tilde{\mathcal{C}}$ , we must have then that  $|\tilde{\xi}| \leq C_3 s_0 + s_0 \leq \bar{p}$ , by Assumption (A4). Using Assumption (A3) and (B.26), we also have that for  $f \in \mathcal{F}_n$ ,  $(\boldsymbol{\beta}, \sigma^2) \in \hat{\mathcal{C}} \cup \tilde{\mathcal{C}}$ ,

$$\begin{aligned} \|\mathbf{X}_{\tilde{\xi}^c} \boldsymbol{\beta}_{\tilde{\xi}^c}\|_2 &\leq \sqrt{kn^\alpha} \|\boldsymbol{\beta}_{\tilde{\xi}^c}\|_2 \\ &\leq \sqrt{kn^\alpha} \left[ (G - |\tilde{\xi}|) \max_{g \in \tilde{\xi}^c} \omega_g \right] \\ &\leq \sqrt{kn^\alpha} \left\{ \frac{G}{\lambda_0 - \lambda_1} \log \left[ \frac{1 - \theta}{\theta} \left( \frac{\lambda_0}{\lambda_1} \right)^{m_{\max}} \right] \right\} \\ &\lesssim \min\{\sqrt{k}, 1\} \times \sqrt{\nu_1} \sqrt{n} \sigma_0 \epsilon_n, \quad (\text{B.35}) \end{aligned}$$

where  $\nu$  is from Assumption (A4). In the above display, we used Lemma C.3 in the second inequality, while the last inequality follows from our assumptions on  $(\theta, \lambda_0, \lambda_1)$  and  $m_{\max}$ , so one can show that the bracketed term in the third line is asymptotically bounded from above by  $(\log G(c + \log G))/G$ , which can be further bounded above by  $D\sqrt{\nu_1}\sqrt{n}^{1-\alpha}\sigma_0\epsilon_n$  for large  $n$  and any constant  $D > 0$ . Thus, using nearly identical arguments as those used to prove Part I of Theorem A.1 in [29], we have

$$\sup_{f \in \mathcal{F}_n : (\boldsymbol{\beta}, \sigma^2) \in \hat{\mathcal{C}}} \mathbb{E}_f(1 - \phi'_n)$$

$$\begin{aligned}
&\leq \sup_{f \in \mathcal{F}_n: (\beta, \sigma^2) \in \hat{\mathcal{C}}} \Pr \left( |\chi_{n-m_{\tilde{\xi}}}^2(\zeta) - (n - m_{\tilde{\xi}})| \geq (n - m_{\tilde{\xi}})\epsilon_n \right) \\
&\leq \exp(-\hat{c}_4 n \epsilon_n^2),
\end{aligned} \tag{B.36}$$

where the noncentrality parameter  $\zeta$  satisfies  $\zeta \leq n\epsilon_n^2\nu_1\sigma_0^2/16\sigma^2$ , and the last inequality follows from the fact that the noncentral  $\chi^2$  distribution is subexponential and Bernstein's inequality (see Lemmas A.1 and A.2 in [29]).

Using the arguments in Part I of the proof of Theorem A.1 in [29], we also have that for large  $n$ ,

$$\begin{aligned}
&\sup_{f \in \mathcal{F}_n: (\beta, \sigma^2) \in \hat{\mathcal{C}}} \mathbb{E}_f(1 - \tilde{\phi}_n) \\
&\leq \sup_{f \in \mathcal{F}_n: (\beta, \sigma^2) \in \hat{\mathcal{C}}} \Pr \left( \|(\mathbf{X}_{\tilde{\xi}}^T \mathbf{X}_{\tilde{\xi}})^{-1} \mathbf{X}_{\tilde{\xi}}^T \boldsymbol{\epsilon}\|_2 \geq \left[ \|\boldsymbol{\beta}_{\tilde{\xi}} - \boldsymbol{\beta}_{0\tilde{\xi}}\|_2 - \sigma_0 \epsilon_n - \right. \right. \\
&\quad \left. \left. \|(\mathbf{X}_{\tilde{\xi}}^T \mathbf{X}_{\tilde{\xi}})^{-1} \mathbf{X}_{\tilde{\xi}}^T \mathbf{X}_{\tilde{\xi}^c} \boldsymbol{\beta}_{\tilde{\xi}^c}\|_2 \right] / \sigma \right) \\
&\leq \sup_{f \in \mathcal{F}_n: (\beta, \sigma^2) \in \hat{\mathcal{C}}} \Pr \left( \|(\mathbf{X}_{\tilde{\xi}}^T \mathbf{X}_{\tilde{\xi}})^{-1} \mathbf{X}_{\tilde{\xi}}^T \boldsymbol{\epsilon}\|_2 \geq \epsilon_n \right) \\
&\leq \sup_{f \in \mathcal{F}_n: (\beta, \sigma^2) \in \hat{\mathcal{C}}} \Pr(\chi_{|\tilde{\xi}|}^2 \geq n\nu_1 \epsilon_n^2) \\
&\leq \exp(-\tilde{c}_4 n \epsilon_n^2),
\end{aligned} \tag{B.37}$$

where the second inequality in the above display holds since  $\|\boldsymbol{\beta}_{\tilde{\xi}} - \boldsymbol{\beta}_{0\tilde{\xi}}\|_2 \geq \|\boldsymbol{\beta} - \boldsymbol{\beta}_0\|_2 - \|\boldsymbol{\beta}_{\tilde{\xi}^c}\|_2$ , and since (B.35) can be further bounded from above by  $\sqrt{kn^\alpha} \sqrt{\nu_1} \sigma_0 \epsilon_n$  and thus  $\|\boldsymbol{\beta}_{\tilde{\xi}^c}\| \leq \sqrt{\nu_1} \sigma_0 \epsilon_n$ . Therefore, we have for  $f \in \mathcal{F}_n, (\beta, \sigma^2) \in \tilde{\mathcal{C}}$ ,

$$\|\boldsymbol{\beta}_{\tilde{\xi}} - \boldsymbol{\beta}_{0\tilde{\xi}}\|_2 \geq (3 + \sqrt{\nu_1}) \sigma_0 \epsilon_n - \sqrt{\nu_1} \sigma_0 \epsilon_n = 3\sigma_0 \epsilon_n,$$

while by Assumption (A4) and (B.35), we also have

$$\begin{aligned}
&\|(\mathbf{X}_{\tilde{\xi}}^T \mathbf{X}_{\tilde{\xi}})^{-1} \mathbf{X}_{\tilde{\xi}}^T \mathbf{X}_{\tilde{\xi}^c} \boldsymbol{\beta}_{\tilde{\xi}^c}\|_2 \leq \sqrt{\lambda_{\max} \left( (\mathbf{X}_{\tilde{\xi}}^T \mathbf{X}_{\tilde{\xi}})^{-1} \right)} \|\mathbf{X}_{\tilde{\xi}^c} \boldsymbol{\beta}_{\tilde{\xi}^c}\|_2 \\
&\leq \left( \sqrt{1/n\nu_1} \right) (\sqrt{n\nu_1} \sigma_0 \epsilon_n) = \sigma_0 \epsilon_n,
\end{aligned}$$

and then we used the fact that on the set  $\tilde{\mathcal{C}}$ ,  $\sigma = \sigma_0$ . The last three inequalities in (B.37) follow from Assumption (A4), the fact that  $|\tilde{\xi}| \leq \bar{p} \prec n\epsilon_n^2$ , and the fact that for all  $m > 0$ ,  $\Pr(\chi_m^2 \geq x) \leq \exp(-x/4)$  whenever



$x \geq 8m$ . Altogether, combining (B.33)-(B.37), we have that

$$\sup_{f \in \mathcal{F}_n : \begin{array}{l} \|\beta - \beta_0\|_2 \geq (3 + \sqrt{\nu})\sigma_0\epsilon_n, \\ \text{or } |\sigma^2 - \sigma_0^2| \geq 4\sigma_0^2\epsilon_n \end{array}} \mathbb{E}_f(1 - \phi_n) \leq \exp\left(-\min\{\hat{c}_4, \tilde{c}_4\}n\epsilon_n^2\right), \quad (\text{B.38})$$

where  $\hat{c}_4 > 0$  and  $\tilde{c}_4 > 0$  are the constants from (B.36) and (B.37).

Now set  $C_4 = \min\{\hat{c}_4, \tilde{c}_4, \check{c}_4\}$ , where  $\check{c}_4$  is the constant from (B.32). By and (B.32) and (B.38), this choice of  $C_4$  will satisfy both testing conditions (B.24) and (B.25).

Since we have verified (B.9) and (B.23)-(B.25) for  $\epsilon_n = \sqrt{s_0 \log G/n}$ , we have

$$\Pi\left(\beta : \|\beta - \beta_0\|_2 \geq (3 + \sqrt{\nu})\sigma_0\epsilon_n \middle| \mathbf{Y}\right) \rightarrow 0 \text{ a.s. } \mathbb{P}_0 \text{ as } n, G \rightarrow \infty,$$

and

$$\Pi\left(\sigma^2 : |\sigma^2 - \sigma_0^2| \geq 4\sigma_0^2\epsilon_n \middle| \mathbf{Y}\right) \rightarrow 0 \text{ as } n \rightarrow \infty, \text{ a.s. } \mathbb{P}_0 \text{ as } n, G \rightarrow \infty,$$

i.e. we have proven (6.3) and (6.5).

**Part III. Posterior contraction under prediction error loss.** The proof is very similar to the proof of (6.3). The only difference is the testing conditions. We use the same sieve  $\mathcal{F}_n$  as that in (B.26) so that (B.23) holds, but now, we need to show the existence of a different sequence of test functions  $\tau_n \in [0, 1]$  such that

$$\mathbb{E}_{f_0}\tau_n \leq e^{-C_4 n \epsilon_n^2}, \quad (\text{B.39})$$

and

$$\sup_{f \in \mathcal{F}_n : \begin{array}{l} \|\mathbf{X}\beta - \mathbf{X}\beta_0\|_2 \geq M_2\sigma_0\sqrt{n}\epsilon_n, \\ \text{or } |\sigma^2 - \sigma_0^2| \geq 4\sigma_0^2\epsilon_n \end{array}} \mathbb{E}_f(1 - \tau_n) \leq e^{-C_4 n \epsilon_n^2}. \quad (\text{B.40})$$

Let  $\tilde{p}$  be the same integer from (B.31) and consider the test function  $\tau_n = \max\{\tau'_n, \tilde{\tau}_n\}$ , where

$$\begin{aligned} \tau'_n &= \max_{\xi \supset S_0, |\xi| \leq \tilde{p} + s_0} 1 \left\{ |\hat{\sigma}_\xi^2 - \sigma_0^2| \geq \sigma_0^2\epsilon_n \right\}, & \text{and} \\ \tilde{\tau}_n &= \max_{\xi \supset S_0, |\xi| \leq \tilde{p} + s_0} 1 \left\{ \|\mathbf{X}_\xi \hat{\beta}_\xi - \mathbf{X}_\xi \beta_{0\xi}\|_2 \geq \sigma_0\sqrt{n}\epsilon_n \right\}. \end{aligned} \quad (\text{B.41})$$

Using Assumption (A4) that for any  $\xi \in \{1, \dots, G\}$  such that  $|\xi| \leq \bar{p}$ ,  $\lambda_{\max}(\mathbf{X}_\xi^T \mathbf{X}_\xi) \leq n\nu_2$  for some  $\nu_2 > 0$ , we have that

$$\|\mathbf{X}_\xi \hat{\boldsymbol{\beta}}_\xi - \mathbf{X}_\xi \boldsymbol{\beta}_{0\xi}\|_2 \leq \sqrt{n\nu_2} \|\hat{\boldsymbol{\beta}}_\xi - \boldsymbol{\beta}_{0\xi}\|_2,$$

and so

$$\Pr\left(\|\mathbf{X}_\xi \hat{\boldsymbol{\beta}}_\xi - \mathbf{X}_\xi \boldsymbol{\beta}_{0\xi}\|_2 \geq \sigma_0 \sqrt{n} \epsilon_n\right) \leq \Pr\left(\|\hat{\boldsymbol{\beta}}_\xi - \boldsymbol{\beta}_{0\xi}\|_2 \geq \nu_2^{-1/2} \sigma_0 \epsilon_n\right).$$

Therefore, using similar steps as those in Part II of the proof, we can show that our chosen sequence of tests  $\tau_n$  satisfies (B.39) and (B.40). We thus arrive at

$$\Pi\left(\boldsymbol{\beta} : \|\boldsymbol{\beta} - \boldsymbol{\beta}_0\|_2 \geq M_2 \sigma_0 \epsilon_n \mid \mathbf{Y}\right) \rightarrow 0 \text{ a.s. } \mathbb{P}_0 \text{ as } n, G \rightarrow \infty,$$

i.e. we have proven (6.4).  $\square$

*Proof of Theorem 6.2.* Our proof follows along the same lines as the proof of Lemma 4.3 in Ning and Ghosal [21]. Similar to Lemma 4.2 in [21] and Lemma 8.10 in [8], it follows from Theorem 6.1 that for some positive constants  $C_1$  and  $C_2$  and the rate  $\epsilon_n$  defined in Theorem 6.1, the event

$$E_n = \left\{ \int \int \frac{f(\mathbf{Y})}{f_0(\mathbf{Y})} d\Pi(\boldsymbol{\beta}) d\Pi(\sigma^2) \geq e^{-C_1 n \epsilon_n^2} \right\}, \quad (\text{B.42})$$

satisfies

$$\mathbb{P}_0(E_n^c) \leq e^{-(1+C_2)n\epsilon_n^2}. \quad (\text{B.43})$$

Define the set  $\mathcal{T} = \{\boldsymbol{\beta} : |\boldsymbol{\gamma}(\boldsymbol{\beta})| \leq C_3 s_0\}$ , where we choose  $C_3 > 1 + C_2$ . We must show that  $\mathbb{E}_0 \Pi(\mathcal{T}^c | \mathbf{Y}) \rightarrow 0$  as  $n \rightarrow \infty$ . The posterior probability  $Pi(\mathcal{T}^c | \mathbf{Y})$  is given by

$$\Pi(\mathcal{T}^c | \mathbf{Y}) = \frac{\int \int_{\mathcal{T}^c} \frac{f(\mathbf{Y})}{f_0(\mathbf{Y})} d\Pi(\boldsymbol{\beta}) d\Pi(\sigma^2)}{\int \int \frac{f(\mathbf{Y})}{f_0(\mathbf{Y})} d\Pi(\boldsymbol{\beta}) d\Pi(\sigma^2)}. \quad (\text{B.44})$$

By (B.43), the denominator of (B.44) is bounded below by  $e^{-(1+C_2)n\epsilon_n^2}$ . For the numerator of (B.44), we have as an upper bound,

$$\mathbb{E}_0 \left( \int \int_{\mathcal{T}^c} \frac{f(\mathbf{Y})}{f_0(\mathbf{Y})} d\Pi(\boldsymbol{\beta}) d\Pi(\sigma^2) \right) \leq \int_{\mathcal{T}^c} d\Pi(\boldsymbol{\beta}) = \Pi(|\boldsymbol{\gamma}(\boldsymbol{\beta})| > C_3 s_0). \quad (\text{B.45})$$

Using the same arguments as (B.28)-(B.29) in the proof of Theorem 6.1, we can show that

$$\Pi(|\gamma(\beta)| > C_3 s_0) \prec e^{-C_3 n \epsilon_n^2}. \quad (\text{B.46})$$

Combining (B.42)-(B.45), we have that

$$\begin{aligned} \mathbb{E}_0 \Pi(\mathcal{T}^c | \mathbf{Y}) &\leq \mathbb{E}_0 \Pi(\mathcal{T}^c | \mathbf{Y}) 1_{E_n} + \mathbb{P}_0(E_n^c) \\ &< \exp\left((1 + C_2)n\epsilon_n^2 - C_3n\epsilon_n^2\right) + o(1) \\ &\rightarrow 0 \text{ as } n, G \rightarrow \infty, \end{aligned}$$

since  $C_3 > 1 + C_2$ . This proves (6.8).  $\square$

*Proof of Theorem 6.3.* Let  $f \sim \mathcal{N}_n(\widetilde{\mathbf{X}}\beta, \sigma^2 \mathbf{I}_n)$  and  $f_0 \sim \mathcal{N}_n(\widetilde{\mathbf{X}}\beta_0 + \delta, \sigma_0^2 \mathbf{I}_n)$ , and let  $\Pi(\cdot)$  denote the prior (6.2). Similar to the proof for Theorem 6.1, we show that for our choice of  $\epsilon_n = \max\{\sqrt{s_0 \log p/n}, d^{-\kappa/2}\}$  and some constant  $C_1 > 0$ ,

$$\Pi\left(K(f, f_0) \leq \epsilon_n^2, V(f, f_0) \leq \epsilon_n^2\right) \geq \exp(-C_1 n \epsilon_n^2), \quad (\text{B.47})$$

and the existence of a sieve  $\mathcal{F}_n$  such that

$$\Pi(\mathcal{F}_n^c) \leq \exp(-C_2 n \epsilon_n^2), \quad (\text{B.48})$$

for positive constant  $C_2 > C_1 + 2$ , and a sequence of test functions  $\phi_n \in [0, 1]$  such that

$$\mathbb{E}_{f_0} \phi_n \leq e^{-C_4 n \epsilon_n^2}, \quad (\text{B.49})$$

and

$$\begin{aligned} f \in \mathcal{F}_n : \quad & \sup_{\text{or } |\sigma^2 - \sigma_0^2| \geq 4\sigma_0^2 \epsilon_n} \|\widetilde{\mathbf{X}}\beta - \sum_{j=1}^p f_{0j}(\mathbf{X}_j)\|_2 \geq \tilde{c}_0 \sigma_0 \sqrt{n} \epsilon_n, \quad \mathbb{E}_f(1 - \phi_n) \leq e^{-C_4 n \epsilon_n^2}, \end{aligned} \quad (\text{B.50})$$

for some  $C_4 > 0$  and  $\tilde{c}_0 > 0$ .

We first verify (B.47). The KL divergence between  $f$  and  $f_0$  is

$$K(f, f_0) = \frac{1}{2} \left[ n \left( \frac{\sigma^2}{\sigma_0^2} \right) - n - n \log \left( \frac{\sigma^2}{\sigma_0^2} \right) + \frac{\|\widetilde{\mathbf{X}}(\beta - \beta_0) - \delta\|_2^2}{\sigma_0^2} \right], \quad (\text{B.51})$$

and the KL variation between  $f$  and  $f_0$  is

$$V(f, f_0) = \frac{1}{2} \left[ n \left( \frac{\sigma^2}{\sigma_0^2} \right)^2 - 2n \left( \frac{\sigma^2}{\sigma_0^2} \right) + n \right] + \frac{\sigma^2}{(\sigma_0^2)^2} \|\widetilde{\mathbf{X}}(\beta - \beta_0) - \delta\|_2^2. \quad (\text{B.52})$$

Define the two events  $\tilde{\mathcal{A}}_1$  and  $\tilde{\mathcal{A}}_2$  as follows:

$$\tilde{\mathcal{A}}_1 = \left\{ \sigma^2 : n \left( \frac{\sigma^2}{\sigma_0^2} \right) - n - n \log \left( \frac{\sigma^2}{\sigma_0^2} \right) \leq \epsilon_n^2, \quad n \left( \frac{\sigma^2}{\sigma_0^2} \right)^2 - 2n \left( \frac{\sigma^2}{\sigma_0^2} \right) + n \leq \epsilon_n^2 \right\} \quad (\text{B.53})$$

and

$$\tilde{\mathcal{A}}_2 = \left\{ (\beta, \sigma^2) : \frac{\|\tilde{\mathbf{X}}(\beta - \beta_0) - \delta\|_2^2}{\sigma_0^2} \leq \epsilon_n^2, \quad \frac{\sigma^2}{(\sigma_0^2)^2} \|\tilde{\mathbf{X}}(\beta - \beta_0) - \delta\|_2^2 \leq \epsilon_n^2/2 \right\}. \quad (\text{B.54})$$

From (B.51)-(B.54), we have  $\Pi(K(f, f_0) \leq \epsilon_n^2, V(f, f_0) \leq \epsilon_n^2) = \Pi(\tilde{\mathcal{A}}_2 | \tilde{\mathcal{A}}_1) \Pi(\tilde{\mathcal{A}}_1)$ . Using the steps we used to prove (B.15) in the part I of the proof of Theorem 6.1, we have

$$\Pi(\tilde{\mathcal{A}}_1) \gtrsim \exp(-\tilde{c}_1 \epsilon_n^2), \quad (\text{B.55})$$

for some  $\tilde{c}_1 > 0$ . Given Assumption (B3), we also have (following similar reasoning as in the proof of Theorem 6.1)

$$\Pi(\tilde{\mathcal{A}}_2 | \tilde{\mathcal{A}}_1) \geq \Pi \left( \|\tilde{\mathbf{X}}(\beta - \beta_0) - \delta\|_2^2 \leq \frac{\sigma_0^2 \epsilon_n^2}{4} \right). \quad (\text{B.56})$$

Using Assumptions (B3) and (B6), we have

$$\begin{aligned} \|\tilde{\mathbf{X}}(\beta - \beta_0) - \delta\|_2^2 &\leq \left( \|\tilde{\mathbf{X}}(\beta - \beta_0)\|_2 + \|\delta\|_2 \right)^2 \\ &= \|\tilde{\mathbf{X}}(\beta - \beta_0)\|_2^2 + 2\|\tilde{\mathbf{X}}(\beta - \beta_0)\|_2 \|\delta\|_2 + \|\delta\|_2^2 \\ &\leq nk_1 \|\beta - \beta_0\|_2^2 + 2nk_1^{1/2} d^{-\kappa} \|\beta - \beta_0\|_2 + nd^{-2\kappa}, \end{aligned}$$

and so (B.56) can be further lower bounded by

$$\begin{aligned} &\Pi \left( k_1 \|\beta - \beta_0\|_2^2 + 2\sqrt{k_1} d^{-\kappa} \|\beta - \beta_0\|_2 + d^{-2\kappa} \leq \frac{\sigma_0^2 \epsilon_n^2}{4n} \right) \\ &\geq \Pi \left( \|\beta - \beta_0\|_2^2 \leq \frac{\sigma_0^2 \epsilon_n^2}{8nk_1} \right) \Pi \left( 2\sqrt{k_1} d^{-\kappa} \|\beta - \beta_0\|_2 \leq \frac{\sigma_0^2 \epsilon_n^2}{8n} - d^{-2\kappa} \right). \end{aligned} \quad (\text{B.57})$$

Recall that  $\epsilon_n^2 = \max\{s_0 \log p/n, d^{-\kappa}\}$ . Also,  $d = n^u$  for some  $0 < u < 1$  and  $u\kappa > 1$  by Assumptions (B1) and (B6). Thus, the term  $\sigma_0^2 \epsilon_n^2 / 8n - d^{-2\kappa}$  is greater than zero for large  $n$ . Using the same techniques as those used to prove (B.22), the first term in (B.57) can be asymptotically bounded below

by  $\exp(-\hat{c}_1 n \epsilon_n^2)$  for some  $\hat{c}_1 > 0$ . The second term in (B.57) can also be lower bounded by

$$\Pi \left( \|\beta - \beta_0\|_2^2 \leq \frac{\sigma_0^2 \epsilon_n^2}{8n^\alpha k_1} \right),$$

for some sufficiently large  $\alpha > 1$ , and so by using the arguments used to prove (B.22) again, this term can also be lower bounded by  $\exp(-\hat{c}_1 n \epsilon_n^2)$ . Altogether, we have

$$\Pi(\tilde{A}_2 | \tilde{A}_1) \gtrsim \exp(-2\hat{c}_1 \epsilon_n^2). \quad (\text{B.58})$$

Combining (B.55) and (B.58), we have that (B.47) holds. To verify (B.48), we choose  $C_3 \geq C_1 + 2 + \log 2$  and use the same sieve  $\mathcal{F}_n$  as the one we employed in the proof of Theorem 6.1 (eq. (B.26)), and then (B.48) holds for our choice of  $\mathcal{F}_n$ .

Finally, we follow the recipe of Wei et al. [37] and Song and Liang [29] to construct our test function  $\phi_n$  which will satisfy both (B.49) and (B.50). For  $\xi \subset \{1, \dots, p\}$ , let  $\tilde{\mathbf{X}}_\xi$  denote the submatrix of  $\tilde{\mathbf{X}}$  with submatrices indexed by  $\xi$ , where  $|\xi| \leq \bar{p}$  and  $\bar{p}$  is from Assumption (A4). Let  $\hat{\beta}_\xi = (\tilde{\mathbf{X}}_\xi^T \tilde{\mathbf{X}}_\xi)^{-1} \tilde{\mathbf{X}}_\xi^T \mathbf{Y}$  and  $\beta_{0\xi}$  denote the subvector of  $\beta_0$  with basis coefficients appearing in  $\xi$ . Then the total number of elements in  $\hat{\beta}_\xi$  is  $d|\xi|$ . Finally, let  $\hat{\sigma}_\xi^2 = \mathbf{Y}^T (\mathbf{I}_n - \mathbf{H}_\xi) \mathbf{Y} / (n - d|\xi|)$ , where  $\mathbf{H}_\xi = \tilde{\mathbf{X}}_\xi (\tilde{\mathbf{X}}_\xi^T \tilde{\mathbf{X}}_\xi)^{-1} \tilde{\mathbf{X}}_\xi^T$  is the hat matrix for the subgroup  $\xi$ .

Let  $\tilde{p}$  be an integer satisfying  $\tilde{p} \asymp s_0$  and  $\tilde{p} \leq \bar{p} - s_0$ , where  $\bar{p}$  is from Assumption (B4) and the specific choice for  $\tilde{p}$  will be given later. Recall that  $S_0$  is the set of true nonzero groups with cardinality  $s_0 = |S_0|$ . Similar to [37], we consider the test function,  $\phi_n = \max\{\phi'_n, \tilde{\phi}_n\}$ , where

$$\begin{aligned} \phi'_n &= \max_{\xi \supset S_0, |\xi| \leq \tilde{p} + s_0} 1 \left\{ |\hat{\sigma}_\xi^2 - \sigma_0^2| \geq c'_0 \sigma_0^2 \epsilon_n \right\}, & \text{and} \\ \tilde{\phi}_n &= \max_{\xi \supset S_0, |\xi| \leq \tilde{p} + s_0} 1 \left\{ \left\| \tilde{\mathbf{X}} \hat{\beta}_\xi - \sum_{j \in \xi} f_{0j}(\mathbf{X}_j) \right\|_2 \geq \tilde{c}_0 \sigma_0 \sqrt{n} \epsilon_n \right\}, \end{aligned} \quad (\text{B.59})$$

for some positive constants  $c'_0$  and  $\tilde{c}_0$ . Using Assumption (B1) and (B4), we have that for any  $\xi$  in our test  $\phi_n$ ,  $d|\xi| \leq d(\tilde{p} + s) \leq d\bar{p} \prec n \epsilon_n^2$ . Using essentially the same arguments as those in the proof for Theorem 4.1 in [37], we have that for any  $\xi$  which satisfies  $\xi \supset S_0$  so that  $|\xi| \leq \tilde{p} + s_0$ ,

$$\mathbb{E}_{(\beta_0, \sigma_0^2)} 1 \left\{ |\hat{\sigma}_\xi^2 - \sigma_0^2| \geq c'_0 \epsilon_n \right\} \leq \exp(-c'_4 n \epsilon_n^2), \quad (\text{B.60})$$

for some  $c_0'' > 0$ . We also have

$$\begin{aligned} \left\| \widetilde{\mathbf{X}}\widehat{\boldsymbol{\beta}} - \sum_{j=1}^p f_{0j}(\mathbf{X}_j) \right\|_2 &= \|\widetilde{\mathbf{X}}(\widehat{\boldsymbol{\beta}} - \boldsymbol{\beta}_0) - \boldsymbol{\delta}\|_2 \\ &\leq \sqrt{nk_1}\|\widehat{\boldsymbol{\beta}} - \boldsymbol{\beta}_0\|_2 + \|\boldsymbol{\delta}\|_2, \end{aligned}$$

and using the fact that  $\|\boldsymbol{\delta}\|_2 \lesssim \sqrt{nd}^{-\kappa} \prec \tilde{c}_0\sigma_0\sqrt{n}\epsilon_n/2$ , we have for any  $\xi$  such that  $\xi \supset S_0, |\xi| \leq \tilde{p} + s_0$ ,

$$\begin{aligned} \mathbb{E}_{(\boldsymbol{\beta}_0, \sigma_0^2)} 1 \left\{ \left\| \widetilde{\mathbf{X}}\widehat{\boldsymbol{\beta}} - \sum_{j=1}^p f_{0j}(\mathbf{X}_j) \right\|_2 \geq \tilde{c}_0\sigma_0\sqrt{n}\epsilon_n \right\} \\ \leq \mathbb{E}_{(\boldsymbol{\beta}_0, \sigma_0^2)} \left\{ \|\widehat{\boldsymbol{\beta}} - \boldsymbol{\beta}_0\|_2 \geq \tilde{c}_0\sigma_0\epsilon_n/2\sqrt{k_1} \right\} \\ \leq \exp(-\tilde{c}_4n\epsilon_n^2), \end{aligned}$$

for some  $\tilde{c}_4 > 0$ , where we used the proof of Theorem A.1 in [29] to arrive at the final inequality. Again, as in the proof of Theorem A.1 of [29], we choose  $\tilde{p} = \lfloor \min\{c'_4, \tilde{c}_4\}n\epsilon_n^2/(2\log p) \rfloor$ , and then

$$\mathbb{E}_{f_0}\phi_n \leq \exp(-\check{c}_4n\epsilon_n^2), \quad (\text{B.61})$$

for some  $\check{c}_4 > 0$ . Next, we define the set,

$$\mathcal{C} = \left\{ \begin{aligned} &\|\widetilde{\mathbf{X}}\boldsymbol{\beta} - \sum_{j=1}^p f_{0j}(\mathbf{X}_j)\|_2 \geq \tilde{c}_0\sigma_0\sqrt{n}\epsilon_n \text{ or } \sigma^2/\sigma_0^2 > (1 + \epsilon_n)/(1 - \epsilon_n) \\ &\text{or } \sigma^2/\sigma_0^2 < (1 - \epsilon_n)/(1 + \epsilon_n) \end{aligned} \right\}.$$

By Lemma C.2, we have

$$\begin{aligned} f \in \mathcal{F}_n : & \sup_{\substack{\|\widetilde{\mathbf{X}}\boldsymbol{\beta} - \sum_{j=1}^p f_{0j}(\mathbf{X}_j)\|_2 \geq \tilde{c}_0\sigma_0\sqrt{n}\epsilon_n, \\ \text{or } |\sigma^2 - \sigma_0^2| \geq 4\sigma_0^2\epsilon_n}} \mathbb{E}_f(1 - \phi_n) \\ & \leq \sup_{f \in \mathcal{F}_n: (\boldsymbol{\beta}, \sigma^2) \in \mathcal{C}} \mathbb{E}_f(1 - \phi_n). \end{aligned} \quad (\text{B.62})$$

Similar to [29], we consider  $\mathcal{C} \subset \widehat{\mathcal{C}} \cup \widetilde{\mathcal{C}}$ , where

$$\begin{aligned} \widehat{\mathcal{C}} &= \{\sigma^2/\sigma_0^2 > (1 + \epsilon_n)/(1 - \epsilon_n) \text{ or } \sigma^2/\sigma_0^2 < (1 - \epsilon_n)/(1 + \epsilon_n)\}, \\ \widetilde{\mathcal{C}} &= \{\|\widetilde{\mathbf{X}}\boldsymbol{\beta} - \sum_{j=1}^p f_{0j}(\mathbf{X}_j)\|_2 \geq \tilde{c}_0\sigma_0\epsilon_n \text{ and } \sigma^2 = \sigma_0^2\}, \end{aligned}$$

and so an upper bound for (B.62) is

$$\begin{aligned} \sup_{f \in \mathcal{F}_n: (\beta, \sigma^2) \in \mathcal{C}} \mathbb{E}_f(1 - \phi_n) &= \sup_{f \in \mathcal{F}_n: (\beta, \sigma^2) \in \mathcal{C}} \mathbb{E}_f \min\{1 - \phi'_n, 1 - \tilde{\phi}_n\} \\ &\leq \max \left\{ \sup_{f \in \mathcal{F}_n: (\beta, \sigma^2) \in \hat{\mathcal{C}}} \mathbb{E}_f(1 - \phi'_n), \sup_{f \in \mathcal{F}_n: (\beta, \sigma^2) \in \tilde{\mathcal{C}}} \mathbb{E}_f(1 - \tilde{\phi}_n) \right\}. \end{aligned} \quad (\text{B.63})$$

Using very similar arguments as those used to prove (B.38) in Theorem 6.1 and using our assumption on the upper bound of the  $\ell_2$  norm of the bias,  $\|\delta\|_2$ , we can show that (B.63) can be further bounded from above as

$$\begin{aligned} f \in \mathcal{F}_n : \quad & \sup_{\substack{\|\tilde{\mathbf{X}}\beta - \sum_{j=1}^p f_{0j}(\mathbf{X}_j)\|_2 \geq \tilde{c}_0 \sigma_0 \sqrt{n} \epsilon_n, \\ \text{or } |\sigma^2 - \sigma_0^2| \geq 4\sigma_0^2 \epsilon_n}} \mathbb{E}_f(1 - \phi_n) \\ & \leq \exp \left( -\min\{\hat{c}_4, \tilde{c}_4\} n \epsilon_n^2 \right), \end{aligned} \quad (\text{B.64})$$

where  $\hat{c}_4 > 0$  and  $\tilde{c}_4 > 0$  are the constants from (B.60) and (B.61).

Choose  $C_4 = \min\{\check{c}_4, \hat{c}_4, \tilde{c}_4\}$ , and we have from (B.61) and (B.64) that (B.49) and (B.50) both hold.

Since we have verified (B.47) and (B.48)-(B.50) for our choice of  $\epsilon_n = \max\{\sqrt{s_0 \log G/n}, d^{-\kappa/2}\}$ , it follows that

$$\Pi \left( \beta : \left\| \tilde{\mathbf{X}}\beta - \sum_{j=1}^p f_{0j}(\mathbf{X}_j) \right\|_2 \geq \tilde{c}_0 \sigma_0 \sqrt{n} \epsilon_n | \mathbf{Y} \right) \rightarrow 0 \text{ a.s. } \tilde{\mathbb{P}}_0 \text{ as } n, p \rightarrow \infty,$$

and

$$\Pi \left( \sigma^2 : |\sigma^2 - \sigma_0^2| \geq 4\sigma_0^2 \epsilon_n | \mathbf{Y} \right) \rightarrow 0 \text{ as } n \rightarrow \infty, \text{ a.s. } \tilde{\mathbb{P}}_0 \text{ as } n, p \rightarrow \infty,$$

i.e. we have proven (6.11) and (6.12). □

## C Auxiliary Lemmas

**Lemma C.1.** *Suppose that  $\beta_g \in \mathbb{R}^{m_g}$  follows a group lasso density indexed by  $\lambda$ , i.e.  $\beta_g \sim \Psi(\beta_g | \lambda)$ . Then*

$$\mathbb{E}(\|\beta_g\|_2^2) = \frac{m_g(m_g + 1)}{\lambda^2}.$$

*Proof.* The group lasso density,  $\Psi(\beta_g|\lambda)$ , is the marginal density of a scale mixture,

$$\beta_g \sim \mathcal{N}_{m_g}(\mathbf{0}, \tau \mathbf{I}_{m_g}), \quad \tau \sim \mathcal{G}\left(\frac{m_g + 1}{2}, \frac{\lambda^2}{2}\right).$$

Therefore, using iterated expectations, we have

$$\begin{aligned} \mathbb{E}(\|\beta_g\|_2^2) &= \mathbb{E}\left[\mathbb{E}(\|\beta_g\|_2^2 \mid \tau)\right] \\ &= m_g \mathbb{E}(\tau) \\ &= \frac{m_g(m_g + 1)}{\lambda^2}. \end{aligned}$$

□

**Lemma C.2.** Suppose  $\sigma^2 > 0, \sigma_0^2 > 0$ . Then for any  $\epsilon_n \in (0, 1)$  such that  $\epsilon_n \rightarrow 0$  as  $n \rightarrow \infty$ , we have for sufficiently large  $n$ ,

$$\left\{|\sigma^2 - \sigma_0^2| \geq 4\sigma_0^2\epsilon_n\right\} \subseteq \left\{\frac{\sigma^2}{\sigma_0^2} > \frac{1 - \epsilon_n}{1 - \epsilon_n} \text{ or } \frac{\sigma^2}{\sigma_0^2} < \frac{1 - \epsilon_n}{1 + \epsilon_n}\right\}.$$

*Proof.* For large  $n$ ,  $\epsilon_n < 1/2$ , so  $2\epsilon_n/(1 - \epsilon_n) < 4\epsilon_n$ ,  $-2\epsilon_n/(1 + \epsilon_n) > -4\epsilon_n$ , and thus,

$$\begin{aligned} |\sigma^2 - \sigma_0^2| \geq 4\sigma_0^2\epsilon_n &\Rightarrow (\sigma^2 - \sigma_0^2)/\sigma_0^2 \geq 4\epsilon_n \text{ or } (\sigma^2 - \sigma_0^2)/\sigma_0^2 \leq -4\epsilon_n \\ &\Rightarrow \frac{\sigma^2}{\sigma_0^2} - 1 > \frac{2\epsilon_n}{1 - \epsilon_n} \text{ or } \frac{\sigma^2}{\sigma_0^2} - 1 < -\frac{2\epsilon_n}{1 + \epsilon_n} \\ &\Rightarrow \frac{\sigma^2}{\sigma_0^2} > \frac{1 + \epsilon_n}{1 - \epsilon_n} \text{ or } \frac{\sigma^2}{\sigma_0^2} < \frac{1 - \epsilon_n}{1 + \epsilon_n}, \end{aligned}$$

and hence,

$$|\sigma^2 - \sigma_0^2| \geq 4\sigma_0^2\epsilon_n \Rightarrow \frac{\sigma^2}{\sigma_0^2} > \frac{1 + \epsilon_n}{1 - \epsilon_n} \text{ or } \frac{\sigma^2}{\sigma_0^2} < \frac{1 - \epsilon_n}{1 + \epsilon_n}.$$

□

**Lemma C.3.** Suppose that a vector  $\mathbf{z} \in \mathbb{R}^m$  can be decomposed into sub-vectors,  $\mathbf{z} = [\mathbf{z}'_1, \dots, \mathbf{z}'_d]$ , where  $\sum_{i=1}^d |\mathbf{z}_i| = m$  and  $|\mathbf{z}_i|$  denotes the length of  $\mathbf{z}_i$ . Then  $\|\mathbf{z}\|_2 \leq \sum_{i=1}^d \|\mathbf{z}_i\|_2$ .



*Proof.* We have

$$\begin{aligned}\|\mathbf{z}\|_2 &= \sqrt{z_{11}^2 + \dots + z_{1|z_1|}^2 + \dots + z_{d1}^2 + \dots + z_{d|z_d|}^2} \\ &\leq \sqrt{z_{11}^2 + \dots + z_{1|z_1|}^2} + \dots + \sqrt{z_{d1}^2 + \dots + z_{d|z_d|}^2} \\ &= \|\mathbf{z}_1\|_2 + \dots + \|\mathbf{z}_d\|_2.\end{aligned}$$

□