

Single-photon coherent feedback control and filtering: a survey*

Guofeng Zhang[†]

December 15, 2024

Abstract

In this survey, we present single-photon states of light fields, discuss how a linear quantum system responds to a single-photon input, after that we show how a coherent feedback network can be used to manipulate the temporal shape of a single-photon state, finally we present a single-photon filter.

Index Terms — Quantum control systems; single photon states; filtering; coherent feedback control

1 Introduction

A light field is said to be in a k -photon state if it contains *exactly* k photons. Due to their highly quantum nature, few-photon states hold promising applications in quantum communication, quantum computing, quantum metrology and quantum simulations. Recently, there has been rapidly growing interest in the generation and manipulation (e.g., pulse shaping) of various photon states. A new and important problem in the field of quantum control engineering is: How to analyze and synthesize quantum systems driven by photon states to achieve pre-specified control performance, for example, producing a single photon with pre-specified pulse shape? In this survey we study single-photon states from a control-theoretic perspective. For single photon generation and detection, please refer to the physics literature [29, 50, 30, 9, 40, 8, 35, 27, 37, 33, 24] and references therein.

The rest of this article is organized as follows. Open quantum systems are briefly introduced in Section 2. Single-photon states are presented in Section 3. The response of a quantum linear system to a single-photon input is discussed in Section 4. In Section 5 it is shown how to use

*This survey is an extensive version of an article in the second edition of the Encyclopaedia of Systems and Control [57].

[†]Guofeng Zhang is with the Department of Applied Mathematics, The Hong Kong Polytechnic University, Hong Kong (e-mail: guofeng.zhang@polyu.edu.hk).

a linear coherent feedback network to shape the temporal pulse of a single photon. A single-photon filter is presented in Section 6. Several possible future research problems are given in Section 7.

Notation. The reduced Planck constant \hbar is set to 1. $|0\rangle$ denotes the vacuum state of a free-propagating. Given a column vector of operators or complex numbers $X = [x_1, \dots, x_n]^\top$, the adjoint operator or complex conjugate of X is denoted by $X^\# = [x_1^*, \dots, x_n^*]^\top$. Let $X^\dagger = (X^\#)^\top$ and $\check{X} = [X^\top \ X^\dagger]^\top$. The commutator between operators A and B is defined to be $[A, B] \triangleq AB - BA$. Given operators L, H, X, ρ , two superoperators are

$$\begin{aligned} \text{Lindbladian : } \mathcal{L}_G X &\triangleq -i[X, H] + \mathcal{D}_L X, \\ \text{Liouvillian : } \mathcal{L}_G^* \rho &\triangleq -i[H, \rho] + \mathcal{D}_L^* \rho, \end{aligned}$$

where $\mathcal{D}_L X = L^\dagger X L - \frac{1}{2}(L^\dagger L X + X L^\dagger L)$, and $\mathcal{D}_L^* \rho = L \rho L^\dagger - \frac{1}{2}(L^\dagger L \rho + \rho L^\dagger L)$. Finally, δ_{jk} is the Kronecker delta function and $\delta(t - r)$ is the Dirac delta function. The Fourier transform of a time-domain function $\xi \in L_2(\mathbb{R}, \mathbb{C})$ is

$$\xi[i\nu] = \frac{1}{\sqrt{2\pi}} \int_{-\infty}^{\infty} e^{-i\nu t} \xi(t) dt \quad (1)$$

in the frequency domain, whose inverse Fourier transform is

$$\xi(t) = \frac{1}{\sqrt{2\pi}} \int_{-\infty}^{\infty} e^{i\nu t} \xi[i\nu] d\nu. \quad (2)$$

2 Open quantum systems

In this section, we briefly introduce open quantum systems. Interested readers may refer to references [18, 11, 48, 19, 52, 10, 60] for more detailed discussions.

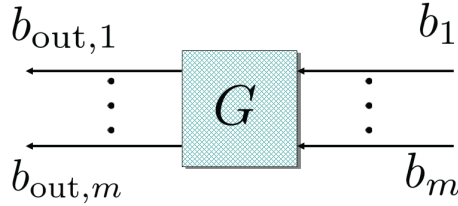


Figure 1: A quantum system G with m input fields and m output fields

In quantum mechanics, a free propagating field is mathematically modeled by a continuum of quantum harmonic oscillators, represented by annihilation operators b_ω and creation operators b_ω^* , which are the Hilbert space adjoints of b_ω . Here $\omega \in \mathbb{R}$ stands for frequencies. The field satisfies singular commutation relations

$$[b_\omega, b_{\omega'}] = 0, [b_\omega^*, b_{\omega'}^*] = 0, [b_\omega, b_{\omega'}^*] = \delta(\omega - \omega'), \quad \omega, \omega' \in \mathbb{R}. \quad (3)$$

Physically, b_ω annihilates photons in the field. Hence, if there is no photon in the field; in other words, the field is in the vacuum state $|0\rangle$, then $b_\omega |0\rangle = 0$. As we are interested in the interaction between the field and the system of interest, there is a time when the interaction begins. In this paper, we use t_0 to denote this starting time. Hence, the symbol $b_\omega(t_0)$ means the quantum harmonic oscillator b_ω at time t_0 . In the input-output formalism of open quantum systems, the input field in the time domain is defined as

$$b_{\text{in}}(t) \triangleq \frac{1}{\sqrt{2\pi}} \int_{-\infty}^{\infty} e^{i\omega(t-t_0)} b_\omega(t_0) d\omega. \quad (4)$$

The adjoint of $b_{\text{in}}(t)$ is

$$b_{\text{in}}^*(t) = \frac{1}{\sqrt{2\pi}} \int_{-\infty}^{\infty} e^{-i\omega(t-t_0)} b_\omega^*(t_0) d\omega. \quad (5)$$

By Eq. (3) we have the singular commutation relations for $b_{\text{in}}(t)$ and $b_{\text{in}}^*(t)$,

$$[b_{\text{in}}(t_1), b_{\text{in}}^*(t_2)] = \delta(t_1 - t_2), \quad t_1, t_2 \in \mathbb{R}. \quad (6)$$

For the input field $b(t)$ in the time domain, we define its Fourier transform as

$$b_{\text{in}}[i\omega] \triangleq \frac{1}{\sqrt{2\pi}} \int_{-\infty}^{\infty} dt e^{-i\omega t} b_{\text{in}}(t), \quad \omega \in \mathbb{R}. \quad (7)$$

The adjoint $b_{\text{in}}^*[i\omega]$ of $b_{\text{in}}[i\omega]$ is obtained by conjugating both sides of Eq. (7), specifically,

$$b_{\text{in}}^*[i\omega] = \frac{1}{\sqrt{2\pi}} \int_{-\infty}^{\infty} dt e^{i\omega t} b_{\text{in}}^*(t), \quad \omega \in \mathbb{R}. \quad (8)$$

It can be readily shown that $[b_{\text{in}}[i\omega], b_{\text{in}}^*[i\omega']] = \delta(\omega - \omega')$ for all $\omega, \omega' \in \mathbb{R}$. In this paper, we always omit the subscript in for the input fields. Thus $b(t)$ is the input field in the time domain while $b[i\omega]$ is the input field in the frequency domain.

The open Markovian quantum system, as shown in Fig. 1, can be described in the so-called (S, L, H) formalism [19, 44, 52, 10]. In this formalism, S, L, H are all operators on the Hilbert space for the system G . Specifically, S is a scattering operator that satisfies $S^\dagger S = SS^\dagger = I$ (the identity operator), L describes how the system G is coupled to its surrounding environment, and the self-adjoint operator H denotes the inherent system Hamiltonian. The quantum system G is driven by m input fields. Denote the annihilation operator of the j -th boson input field by $b_j(t)$ and the creation operator, the adjoint operator of $b_j(t)$, by $b_j^*(t)$, $j = 1, \dots, m$. Then similar to Eq. (6), the fields enjoy the following singular commutation relations:

$$[b_j(t), b_k^*(r)] = \delta_{jk} \delta(t - r), \quad j, k = 1, \dots, m. \quad (9)$$

Moreover, as $b_j(t)$ annihilates photons, and $|0\rangle$ is the vacuum state of the j th field (no photon at all), we have $b_j(t) |0\rangle = 0$. Denote $b(t) = [b_1(t), \dots, b_m(t)]^\top$. The integrated input annihilation, creation, and gauge processes (counting processes) are given by

$$B(t) = \int_{-\infty}^t b(s) ds, \quad B^\#(t) = \int_{-\infty}^t b^\#(s) ds, \quad \Lambda(t) = \int_{-\infty}^t b^\#(s) b^\top(s) ds \quad (10)$$

respectively. Due to (9), these quantum stochastic processes satisfy

$$\begin{aligned} dB_j(t)dB_k^*(t) &= \delta_{jk}dt, \quad dB_j(t)d\Lambda_{kl}(t) = \delta_{jk}dB_l(t), \\ d\Lambda_{jk}(t)dB_l^*(t) &= \delta_{kl}dB_j^*(t), \quad d\Lambda_{jk}(t)d\Lambda_{lm}(t) = \delta_{kl}d\Lambda_{jm}(t). \end{aligned}$$

According to quantum mechanics, the system in Fig. 1 evolves in a unitary manner. Specifically, there is a unitary operator $U(t)$ on the tensor product System \otimes Field Hilbert space that governs the dynamical evolution of this quantum system. It turns out that the unitary operator $U(t)$ is the solution to the quantum stochastic differential equation (QSDE) in Itô form

$$dU(t) = \left\{ - \left(iH + \frac{1}{2}L^\dagger L \right) dt + LdB^\dagger(t) - L^\dagger S dB(t) + \text{Tr}[S - I]d\Lambda(t) \right\} U(t), \quad t > t_0 \quad (11)$$

with the initial condition $U(t_0) = I$. In particular, if $L = 0$ and $S = I$, then (11) reduces to

$$i\dot{U} = HU,$$

which is the Schrödinger equation for an isolated quantum system with Hamiltonian H .

Using the unitary operator $U(t)$ in (11), the dynamical evolution of system operators and the environment can be obtained in the Heisenberg picture. Indeed, the time evolution of the system operator X , denoted by

$$j_t(X) \equiv X(t) = U^\dagger(t)(X \otimes I_{\text{field}})U(t),$$

follows the QSDE

$$dj_t(X) = j_t(\mathcal{L}_G X)dt + dB^\dagger(t)j_t(S^\dagger[X, L]) + j_t([L^\dagger, X]S)dB(t) + \text{Tr}[j_t(S^\dagger X S - X)d\Lambda(t)].$$

On the other hand, the dynamical evolution of the output field is given by

$$\begin{aligned} dB_{\text{out}}(t) &= L(t)dt + S(t)dB(t), \\ d\Lambda_{\text{out}}(t) &= L^\#(t)L^\top(t)dt + S^\#(t)dB^\#(t)L^\top(t) \\ &\quad + L^\#(t)dB^\top(t)S^\top(t) + S^\#(t)d\Lambda(t)S^\top(t), \end{aligned}$$

where

$$\begin{aligned} B_{\text{out}}(t) &= U^\dagger(t)(I_{\text{system}} \otimes B(t))U(t), \\ \Lambda_{\text{out}}(t) &= U^\dagger(t)(I_{\text{system}} \otimes \Lambda(t))U(t) \end{aligned}$$

are the integrated output annihilation operator and gauge processes, respectively.

Example 1 (Optical cavity). Let G be an optical cavity. Here we consider the simplest case: the cavity has a single internal mode (a quantum harmonic oscillator represented by its annihilation operator a) which interacts with an external light field represented by its annihilation operator $b(t)$. Because a is an internal mode, it and its adjoint operator a^* satisfy the canonical commutation relation $[a, a^*]=1$, in contrast to the singular commutation relation (9) for free propagating fields. Let ω_c be the detuned frequency between the resonant frequency of the internal mode a and the central frequency of the external light field $b(t)$. Let κ be the half linewidth of the cavity. In the (S, L, H) formalism, we have $S = 1$, $L = \sqrt{\kappa}a$, and $H = \omega_c a^*a$. Then, the dynamics of this *linear* system can be described by

$$\begin{aligned} da(t) &= -(i\omega_c + \frac{\kappa}{2})a(t)dt - \sqrt{\kappa}dB(t), \\ dB_{\text{out}}(t) &= \sqrt{\kappa}a(t)dt + dB(t). \end{aligned}$$

Example 2 (Two-level system). A two-level system resides in a chiral nanophotonic waveguide may be parametrized by $S = 1$, $L = \sqrt{\kappa}\sigma_-$, and $H = \frac{\omega_a}{2}\sigma_z$. The two-level system has two energy states: the ground state $|g\rangle$ and excited state $|e\rangle$. Then $\sigma_- = |g\rangle\langle e|$ and $\sigma_z = |e\rangle\langle e| - |g\rangle\langle g|$. The scalar ω_a is the detuning frequency between the transition frequency of the two-level system (between $|g\rangle$ and $|e\rangle$) and the central frequency of the external light field, and κ is the decay rate of the two-level system. The dynamics of the system is described by

$$\begin{aligned} d\sigma_-(t) &= -(i\omega_a + \frac{\kappa}{2})\sigma_-(t)dt + \sqrt{\kappa}\sigma_z(t)dB(t), \\ dB_{\text{out}}(t) &= \sqrt{\kappa}\sigma_-(t)dt + dB(t). \end{aligned}$$

It should be noted that this system is a bilinear one, in contrast to the linear one in Example 1.

Remark 1. *In this section, the dynamics of a quantum system is given directly in terms of the system operators S, L, H . This is unlike the traditional way where the starting point is a total Hamiltonian for the joint system plus field system. In fact, the (S, L, H) formalism originates from and is a simplified version of the traditional approach. A demonstrating example can be found in [42, Example 1].*

3 Single-photon states

In this section, we introduce single-photon states of a free propagating light field.

Denote $|1_t\rangle \triangleq b^*(t)|0\rangle$. Clearly, $\langle 1_t|1_\tau\rangle = \delta(t - \tau)$. A single-photon state of the temporal pulse shape $\xi(t) \in L_2(\mathbb{R}, \mathbb{C})$ can be viewed as a superposition of the continuum of $|1_t\rangle$; in other words,

$$|1_\xi\rangle \equiv \mathbf{B}^*(\xi)|0\rangle \triangleq \int_{-\infty}^{\infty} \xi(t)|1_t\rangle dt. \quad (12)$$

Assume the L_2 norm $\|\xi\| = 1$. Then $\langle 1_\xi | 1_\xi \rangle = 1$. Hence, the probability of finding the photon in the time interval $[t, t + dt]$ is $|\xi(t)|^2$. In the frequency domain, we use $|1_\omega\rangle \triangleq b^*[i\omega] |0\rangle$. Hence, in the frequency domain (12) becomes

$$|1_\xi\rangle = \int_{-\infty}^{\infty} \xi[i\omega] |1_\omega\rangle d\omega. \quad (13)$$

Remark 2. If we do not restrict ξ to be in $L_2(\mathbb{R}, \mathbb{C})$, for example, let $\xi[i\omega] = \delta(\omega - \omega_0)$ for some real ω_0 ; in other words, we have a monochromatic light field with frequency ω_0 . Then from (13) we get

$$|1_\xi\rangle = b^*[i\omega_0] |0\rangle = |1_{\omega_0}\rangle. \quad (14)$$

Moreover, by Eq. (2) we get the temporal wavepacket $\xi(t) = \frac{1}{\sqrt{2\pi}} e^{i\omega_0 t}$ whose modulus is $|\xi(t)| \equiv \frac{1}{\sqrt{2\pi}}$ for all $t \in \mathbb{R}$.

If a field is restricted to be in the interval $[t_0, t]$, (12) becomes

$$|1_\xi\rangle = \int_{t_0}^t \xi(r) |1_r\rangle dr. \quad (15)$$

Similarly, an ℓ -photon state of a field over the interval $[t_0, t]$ can be defined as

$$|\ell_\psi\rangle = \int_{t_0}^t \cdots \int_{t_0}^t \psi(\tau_1, \dots, \tau_\ell) |1_{\tau_1}\rangle \cdots |1_{\tau_\ell}\rangle d\tau_1 \cdots d\tau_\ell. \quad (16)$$

In other words, by means of a continuum of basis vectors $\{|1_{\tau_1}\rangle, \dots, |1_{\tau_\ell}\rangle : \tau_1, \dots, \tau_\ell \in [t_0, t]\}$, any ℓ -photon state can be expressed in the way given in (16).

Under the state $|1_\xi\rangle$, the field operator $b(t)$, which is a quantum stochastic process, has zero mean, and the covariance function

$$R(t, r) \triangleq \langle 1_\xi | \check{b}(t) \check{b}^\dagger(r) | 1_\xi \rangle = \delta(t - r) \begin{bmatrix} 1 & 0 \\ 0 & 0 \end{bmatrix} + \begin{bmatrix} \xi(r)^* \xi(t) & 0 \\ 0 & \xi(r) \xi(t)^* \end{bmatrix}.$$

By (10), the gauge process is $\Lambda(t) = \int_{-\infty}^t n(r) dr$, where $n(t) \triangleq b^*(t)b(t)$ is the number operator for the field. In the case of the single-photon state $|1_\xi\rangle$ defined in Eq. (12), the intensity is the mean $\bar{n}(t) = \langle 1_\xi | n(t) | 1_\xi \rangle = |\xi(t)|^2$, which is an important physical quantity that determines the probability of photodetection per unit time. Clearly, $\int_{-\infty}^{\infty} \bar{n}(t) dt = 1$, i.e., there is one photon in the field.

Next, we look at three commonly used single-photon states. Firstly, when $\xi(t)$ is an exponentially decaying pulse shape

$$\xi(t) = \begin{cases} \sqrt{\beta} e^{-(\frac{\beta}{2} - i\omega_0)t}, & t \geq 0, \\ 0, & t < 0, \end{cases} \quad (17)$$

the state $|1_\xi\rangle$ can describe a single photon emitted from an optical cavity with resonance frequency ω_o and damping rate β or a two-level atom with atomic transition frequency ω_o and decay rate β [46, 28]. Secondly, if $\xi(t)$ is a rising exponential pulse shape

$$\xi(t) = \begin{cases} \sqrt{\beta} e^{(\frac{\beta}{2} + i\omega_o)t}, & t \leq 0, \\ 0, & t > 0, \end{cases} \quad (18)$$

where ω_o is the carrier frequency of the light field, then on resonance the single-photon state $|1_\xi\rangle$ is able to fully excite a two-level system if $\beta = \kappa$, where κ is the decay rate as introduced in Example 2, see, e.g., [43, 47, 49, 34]. The single photon with pulse shape (17) or (18) has Lorentzian lineshape function with FWHM β [1, 28], which in the *frequency domain* is

$$|\xi[i\omega]|^2 = \frac{1}{2\pi} \frac{\beta}{(\omega - \omega_o)^2 + \left(\frac{\beta}{2}\right)^2}.$$

Finally, the Gaussian pulse shape of a single-photon state $|1_\xi\rangle$ can be given by

$$\xi(t) = \left(\frac{\Omega^2}{2\pi}\right)^{\frac{1}{4}} \exp\left(-\frac{\Omega^2}{4}(t - \tau)^2\right), \quad (19)$$

where τ is the photon peak arrival time. Applying Fourier transform to $\xi(t)$ in (19) we get

$$|\xi[i\omega]|^2 = \frac{1}{\sqrt{2\pi}(\Omega/2)} \exp\left(-\frac{\omega^2}{2(\Omega/2)^2}\right).$$

Hence, Ω is the frequency bandwidth of the single-photon wavepacket. In contrast to the full excitation of a two-level atom by a single photon of rising exponential pulse shape, the maximal excitation probability of a two-level atom by a single photon of Gaussian pulse shape is around 0.8 which is achieved at $\Omega = 1.46\kappa$, see, e.g., [43, 47, 49, 42, 34].

Remark 3. *It is worth noticing that the frequency bandwidth Ω is of the from $(\omega_o - \delta\Omega, \omega_o + \delta\Omega)$.*

We end this section with a final remark.

Remark 4. *It should be noted that a continuous-mode single-photon state $|1_\xi\rangle$ discussed above is different from a continuous-mode single-photon coherent state $|\alpha_\xi\rangle$ which can be defined as*

$$|\alpha_\xi\rangle \triangleq \exp(\alpha \mathbf{B}^*(\xi) - \alpha^* \mathbf{B}(\xi)), \quad (20)$$

where $\alpha = e^{i\theta} \in \mathbb{C}$. For $|\alpha_\xi\rangle$, although the mean photon number is $\langle \alpha_\xi | \mathbf{B}^*(\xi) \mathbf{B}(\xi) | \alpha_\xi \rangle = |\alpha|^2 = 1$, which is the same as the single-photon state $|1_\xi\rangle$, the mean amplitude is $\langle \alpha_\xi | \mathbf{B}(\xi) | \alpha_\xi \rangle = \alpha$, instead of 0 for the continuous-mode single-photon state. In contrast, the mean amplitude of the single-photon state $|1_\xi\rangle$ is $\langle 1_\xi | \mathbf{B}(\xi) | 1_\xi \rangle = 0$. More discussions can be found in [12].

4 Linear response to single-photon states

Let the system G in Fig. 1 be linear and driven by m photons, one in each input field. In this section, we present the state of the output fields.

Given two constant matrices $U, V \in \mathbb{C}^{r \times k}$, a doubled-up matrix $\Delta(U, V)$ is defined as

$$\Delta(U, V) \triangleq \begin{bmatrix} U & V \\ V^\# & U^\# \end{bmatrix}. \quad (21)$$

Let I_k be an identity matrix and 0_k a zero square matrix, both of dimension k . Define $J_k = \text{diag}(I_k, -I_k)$. Then for a matrix $X \in \mathbb{C}^{2j \times 2k}$, define $X^\flat = J_k X^\dagger J_j$. In the linear case, the system G can be used to model a collection of n quantum harmonic oscillators that are driven by m input fields. Denote $a(t) = [a_1(t) \ \cdots \ a_n(t)]^\top$, where $a_j(t)$ is the annihilation operator for the j th harmonic oscillator, $j = 1, \dots, n$. In the (S, L, H) formalism, the inherent system Hamiltonian is given by $H = (1/2)\check{a}^\dagger \Omega \check{a}$, where $a = [a^\top (a^\#)^\top]^\top$, and $\Omega = \Delta(\Omega_-, \Omega_+) \in \mathbb{C}^{2n \times 2n}$ is a Hermitian matrix with $\Omega_-, \Omega_+ \in \mathbb{C}^{n \times n}$. The coupling between the system and the fields is described by the operator $L = [C_- \ C_+] \check{a}$, with $C_-, C_+ \in \mathbb{C}^{m \times n}$. For simplicity, we assume the scattering operator S is an $m \times m$ identity matrix. The dynamics of the open quantum linear system in Fig. 1 is described by the following QSDEs ([20, Eq. (26)], [53, Eqs. (14)-(15)], [56, Eqs. (5)-(6)], [51, 59])

$$\begin{aligned} d\check{a}(t) &= Aa(t)dt + Bd\check{B}(t), \\ d\check{B}_{\text{out}}(t) &= Ca(t)dt + d\check{B}(t), \quad t \geq t_0, \end{aligned} \quad (22)$$

where

$$C = \Delta(C_-, C_+), B = -C^\flat, A = -\frac{1}{2}C^\flat C - iJ_n \Delta(\Omega_-, \Omega_+).$$

These constant system matrices are parametrized by the physical parameters $\Omega_-, \Omega_+, C_-, C_+$ and satisfy

$$A + A^\flat + BB^\flat = 0, \quad (23a)$$

$$B = -C^\flat. \quad (23b)$$

Eq. (23a) is equivalent to

$$[\check{a}(t), \check{a}^\dagger(t)] \equiv [\check{a}(t_0), \check{a}^\dagger(t_0)] = J_n, \quad \forall t \geq t_0. \quad (24)$$

That is, the system variables preserve commutation relations. On the other hand, Eq. (23b) is equivalent to

$$[\check{a}(t), \check{b}_{\text{out}}^\dagger(r)] = 0, \quad t \geq r \geq t_0. \quad (25)$$

That is, the system variables and the output satisfy the non-demolition condition. In the quantum control literature, equations (23a)-(23b) are called physical realization conditions. Roughly speaking, if these conditions are met, the mathematical model (22) could in principle be physically realized ([25], [32]).

As in classical linear systems theory, the *impulse response function* for the system G is defined as

$$g_G(t) \triangleq \begin{cases} \delta(t)I_m - Ce^{At}C^b, & t \geq 0, \\ 0, & t < 0. \end{cases} \quad (26)$$

It is easy to show that $g_G(t)$ defined in (26) is in the form of

$$g_G(t) = \Delta(g_{G^-}(t), g_{G^+}(t)),$$

where

$$\begin{aligned} g_{G^-}(t) &\triangleq \begin{cases} \delta(t)S_- - [C_- \ C_+]e^{At} \begin{bmatrix} C_-^\dagger \\ -C_+^\dagger \end{bmatrix}, & t \geq 0 \\ 0, & t < 0 \end{cases}, \\ g_{G^+}(t) &\triangleq \begin{cases} -[C_- \ C_+]e^{At} \begin{bmatrix} -C_+^T \\ C_-^T \end{bmatrix}, & t \geq 0 \\ 0, & t < 0 \end{cases}. \end{aligned}$$

Given a function $f(t)$ in the time domain, its two-sided Laplace transform [26, Chapter 10] is defined as

$$F[s] \equiv \mathcal{L}_b\{f(t)\}(s) \triangleq \int_{-\infty}^{\infty} e^{-st} f(t) dt. \quad (27)$$

Applying the two-sided Laplace transform to the impulse response function (26) yields the transfer function

$$\Xi_G[s] = \Delta(\Xi_{G^-}[s], \Xi_{G^+}[s]),$$

where $\Xi_{G^-}[s] = \mathcal{L}_b\{g_{G^-}(t)\}(s)$ and $\Xi_{G^+}[s] = \mathcal{L}_b\{g_{G^+}(t)\}(s)$.

If $C^+ = 0$ and $\Omega^+ = 0$, the resulting quantum linear system is said to be *passive* [51, 23, 56]. In this case $\Xi_{G^+}[s] \equiv 0$. For example, for the optical cavity discussed in Example 1, it is easy to show that

$$\Xi_{G^-}[s] = \frac{s + i\omega_c - \frac{\kappa}{2}}{s + i\omega_c + \frac{\kappa}{2}}, \quad \Xi_{G^+}[s] \equiv 0.$$

Let the linear system G be initialized in the state $|\eta\rangle$ and the input field be initialized in the vacuum state $|0\rangle$. Then the initial joint system-field state is $\rho_{0g} \triangleq |\eta\rangle \langle \eta| \otimes |0\rangle \langle 0|$ in the form of a density matrix. Denote

$$\rho_{\infty g} = \lim_{t \rightarrow \infty, t_0 \rightarrow -\infty} U(t, t_0) \rho_{0g} U(t, t_0)^*.$$

Here, $t_0 \rightarrow -\infty$ indicates that the interaction starts in the remote past and $t \rightarrow \infty$ means that we are interested in the dynamics in the far future. In other words, we look at the steady-state dynamics. Define

$$\rho_{\text{field,g}} \triangleq \langle \eta | \rho_{\infty g} | \eta \rangle. \quad (28)$$

In other words, the system is traced off and we focus on the steady-state state of the output field.

Theorem 1. [53, Proposition 2] *Assume there is one input field which is in the single photon state $|1_\xi\rangle$. Then the steady-state output field state for the linear quantum system in Fig. 1 is*

$$\rho_{\text{out}} = (\mathbf{B}^*(\xi_{\text{out}}^-) - \mathbf{B}(\xi_{\text{out}}^+)) \rho_{\text{field,g}} (\mathbf{B}^*(\xi_{\text{out}}^-) - \mathbf{B}(\xi_{\text{out}}^+))^*,$$

where

$$\Delta(\xi_{\text{out}}^-[s], \xi_{\text{out}}^+[s]) = \Xi_G[s] \Delta(\xi[s], 0),$$

and $\rho_{\text{field,g}}$, defined in Eq. (28), is the density operator for the output field with zero mean and covariance function

$$R_{\text{out}}[i\omega] = \Xi_G[i\omega] R_{\text{in}}[i\omega] \Xi_G[i\omega]^\dagger$$

with

$$R_{\text{in}}[i\omega] = \begin{bmatrix} 1 & 0 \\ 0 & 0 \end{bmatrix}.$$

In particular, if the linear system G is passive and initialized in the vacuum state, then $\xi_{\text{out}}^+[s] \equiv 0$ and $R_{\text{out}}[i\omega] \equiv R_{\text{in}}[i\omega]$. In other words, the steady-state output is a single-photon state $|1_{\xi_{\text{out}}}^-\rangle$.

The multichannel version of Theorem 1 is given in [53, Theorem 5].

Example 3. Let the optical cavity introduced in Example 1 be initialized in the vacuum state. Then, by Theorem 1, the steady-state output field state is also a single-photon state $|1_{\xi_{\text{out}}}^-\rangle$ with the pulse shape

$$\xi_{\text{out}}^-[i\omega] = \frac{i(\omega + \omega_c) - \frac{\kappa}{2}}{i(\omega + \omega_c) + \frac{\kappa}{2}} \xi[i\omega].$$

Remark 5. It has been shown in [34] that the output field of a two-level atom driven by a single-photon field $|1_\xi\rangle$ is also a single-photon state $|1_{\xi_{\text{out}}}^-\rangle$. Thus, although the dynamics of a two-level atom is bilinear, see Example 2, in the single-photon input case it can be fully characterized by a linear systems theory.

If the linear system G is not passive, or is not initialized in the vacuum state, the steady-state output field state ρ_{out} in general is not a single-photon state. This new type of states has been named “photon-Gaussian” states in [53]. Moreover, it has been proved in [53] that the class of “photon-Gaussian” states is invariant under the steady-state action of a linear quantum system.

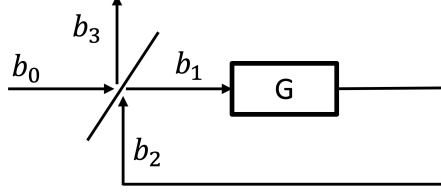


Figure 2: Linear quantum feedback network composed of an optical cavity and a beamsplitter.

In what follows we present this result.

Let the k th input channel be in a single photon state $|1_{\nu_k}\rangle$, $k = 1, \dots, m$. Thus, the state of the m -channel input is given by the tensor product

$$|\Psi_\nu\rangle = |1_{\nu_1}\rangle \otimes \dots \otimes |1_{\nu_m}\rangle.$$

Definition 1. [53, Definition 1] A state $\rho_{\xi,R}$ is said to be a photon-Gaussian state if it belongs to the set

$$\mathcal{F} \triangleq \left\{ \rho_{\xi,R} = \prod_{k=1}^m \sum_{j=1}^m \left(B_j^*(\xi_{jk}^-) - B_j(\xi_{jk}^+) \right) \rho_R \left(\prod_{k=1}^m \sum_{j=1}^m \left(B_j^*(\xi_{jk}^-) - B_j(\xi_{jk}^+) \right) \right)^* \right. \\ \left. : \text{function } \xi = \Delta(\xi^-, \xi^+) \text{ and density matrix } \rho_R \text{ satisfy } \text{Tr}[\rho_{\xi,R}] = 1 \right\}.$$

Theorem 2. [53, Theorem 5] Let $\rho_{\xi_{\text{in}}, R_{\text{in}}} \in \mathcal{F}$ be a photon-Gaussian input state. Then the linear quantum system G produces in steady state a photon-Gaussian output state $\rho_{\xi_{\text{out}}, R_{\text{out}}} \in \mathcal{F}$, where

$$\begin{aligned} \xi_{\text{out}}[s] &= \Xi_G[s] \xi_{\text{in}}[s], \\ R_{\text{out}}[i\omega] &= \Xi_G[i\omega] R_{\text{in}}[i\omega] \Xi_G[i\omega]^\dagger. \end{aligned}$$

Response of quantum linear systems to multi-photon states has been studied in [54, 55]. Response of quantum nonlinear systems to multi-photon states has been studied in [31, 34, 15].

5 Single-photon pulse shaping via coherent feedback

In this section, we show how a coherent feedback network can be constructed to manipulate the temporal pulse shape of a single-photon state.

If an optical cavity, as given in Example 1, is driven by a single-photon state $|1_\xi\rangle$, by Example 3 the output pulse shape in the frequency domain is

$$\eta_1[i\omega] = \frac{i(\omega + \omega_c) - \frac{\kappa}{2}}{i(\omega + \omega_c) + \frac{\kappa}{2}} \xi[i\omega]. \quad (29)$$

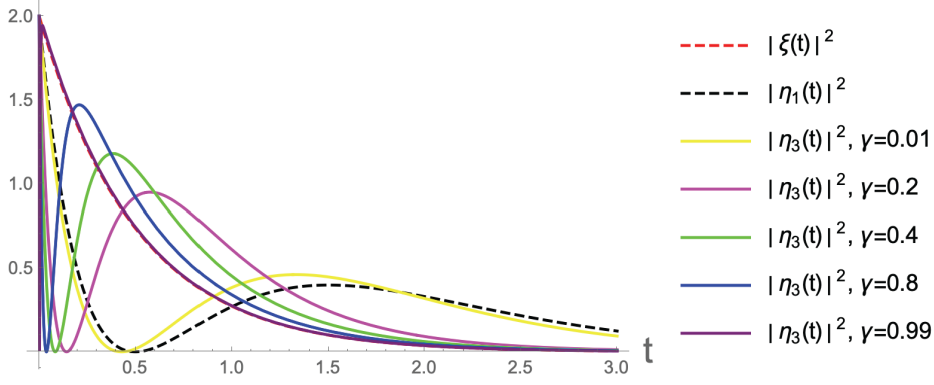


Figure 3: $|\xi(t)|^2$ denotes the detection probability of input photon, $|\eta_1(t)|^2$ denotes the detection probability of output photon in the case of the optical cavity alone, $|\eta_3(t)|^2$ are the detection probabilities of output photon in the coherent feedback network (Fig. 2) with different beam-splitter parameters γ .

Now we put the cavity into a feedback network closed by a beamsplitter, as shown in Fig. 2. Let the beamsplitter be

$$S_{\text{BS}} = \begin{bmatrix} \sqrt{\gamma} & e^{-i\phi}\sqrt{1-\gamma} \\ -e^{i\phi}\sqrt{1-\gamma} & \sqrt{\gamma} \end{bmatrix}, \quad 0 \leq \gamma \leq 1. \quad (30)$$

The input-output relation is

$$\begin{bmatrix} b_3 \\ b_1 \end{bmatrix} = S_{\text{BS}} \begin{bmatrix} b_0 \\ b_2 \end{bmatrix}.$$

The whole system from input b_0 to output b_3 in Fig. 2 is still a quantum linear system that is driven by the single-photon state $|1_\xi\rangle$ for the input b_0 . By the development in Section 4, we can get the pulse shape for the output field b_3 , which is

$$\eta_3[i\omega] = \frac{-\frac{1-\sqrt{\gamma}}{1+\sqrt{\gamma}}(\omega+\omega_c)i + \frac{\kappa}{2}}{\frac{1-\sqrt{\gamma}}{1+\sqrt{\gamma}}(\omega+\omega_c)i + \frac{\kappa}{2}} \xi[i\omega]. \quad (31)$$

Fix $\beta = 2$ for the rising exponential single-photon state, and $\omega_c = 0$ and $\kappa = 2$ for the optical cavity. When $\xi(t)$ is of an exponentially decaying pulse shape (17), the *temporal* pulse shapes $\xi(t)$, $\eta_1(t)$ and $\eta_3(t)$ are plotted in Fig. 3.

Fix $\tau = 0$ and $\Omega = 2.92$ for a Gaussian single-photon state, and $\omega_c = 0$ and $\kappa = 1$ for the optical cavity. When $\xi(t)$ is of a Gaussian pulse shape (19), the *temporal* pulse shapes $\xi(t)$, $\eta_1(t)$ and $\eta_3(t)$ are plotted in Fig. 4.

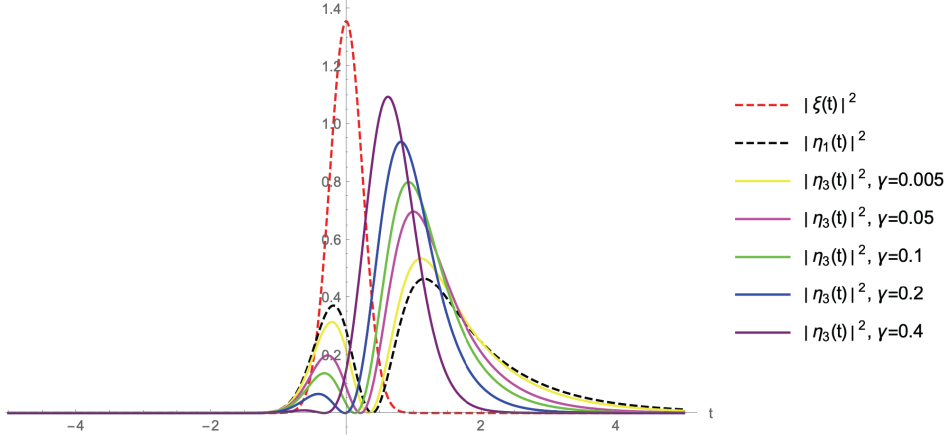


Figure 4: $|\xi(t)|^2$ denotes the detection probability of input photon, $|\eta_1(t)|^2$ denotes the detection probability of output photon in the case of the optical cavity alone, $|\eta_3(t)|^2$ are the detection probabilities of output photon in the coherent feedback network (Fig. 2) with different beam-splitter parameters γ .

6 Single-photon filtering

As discussed in Section 3, a single-photon light field has statistical properties. Hence, it makes sense to study the filtering problem of a quantum system driven by a single-photon field. Single-photon filters were first derived in [22, 21], and their multi-photon version was developed in [42, 14]. In this section, we focus on the single-photon case. The basic setup is given in Fig. 5.

The output field of an open quantum system can be continuously measured, and based on the measurement data a quantum filter can be built to estimate some quantity of the system. For example, we desire to know which state a two-level atom is in, the ground state $|g\rangle$ or the excited state $|e\rangle$. Unfortunately, it is not realistic to measure the state of the atom directly. Instead, a light field may be impinged on the atom and from the scattered light we estimate the state of the atom. Homodyne detection and photon-counting measurements are the two most commonly used measurement methods in quantum optical experiments. In this survey, we focus on Homodyne detection. In Fig. 5, G is a quantum system which is driven a single photon of pulse shape ξ . After interaction, the output field, represented by its integrated annihilation operator B_{out} and creation operator B_{out}^* , is also in a single-photon state with pules shape η . Due to measurement imperfection (measurement inefficiency), the output field $|1_\eta\rangle$ may be contaminated [41, 37]. This is usually mathematically modeled by mixing $|1_\eta\rangle$ with an additional quantum vacuum through a beam splitter, as shown in Fig. 5. The beam splitter in Fig. 5 is of

a general form

$$S_{\text{BS}} = \begin{bmatrix} s_{11} & s_{12} \\ s_{21} & s_{22} \end{bmatrix} \quad (32)$$

where $s_{ij} \in \mathbb{C}$. As a result, there are two final output fields, which are

$$\begin{bmatrix} B_{1,\text{out}} \\ B_{2,\text{out}} \end{bmatrix} = S_{\text{BS}} \begin{bmatrix} B_{\text{out}} \\ B_v \end{bmatrix},$$

where B_v is the integrated annihilation operator for the additional quantum noise channel. The quadratures of the outputs are continuously measured by homodyne detectors, which are given by

$$Y_1(t) = B_{1,\text{out}}(t) + B_{1,\text{out}}^*(t), \quad Y_2(t) = -i(B_{2,\text{out}}(t) - B_{2,\text{out}}^*(t)). \quad (33)$$

In other words, the amplitude quadrature of the first output field is measured, while for the second output field the phase quadrature is monitored. $Y_i(t)$ ($i = 1, 2$) enjoy the self-non-demolition property

$$[Y_i(t), Y_j(r)] = 0, \quad t_0 \leq r \leq t, \quad i, j = 1, 2,$$

and the non-demolition property

$$[X(t), Y_i(r)] = 0, \quad t_0 \leq r \leq t, \quad i = 1, 2,$$

where t_0 is the time when the system and field start interaction. The quantum conditional expectation is defined as

$$\hat{X}(t) \equiv \pi_t(X) \triangleq \mathbb{E}[j_t(X)|\mathcal{Y}_t],$$

where \mathbb{E} denotes the expectation, and the commutative von Neumann algebra \mathcal{Y}_t is generated by the past measurement observations $\{Y_1(s), Y_2(s) : t_0 \leq s \leq t\}$. The *conditioned* system density operator $\rho(t)$ can be obtained by means of $\pi_t(X) = \text{Tr}[\rho(t)^\dagger X]$. It turns out that $\rho(t)$ is a solution to a system of stochastic differential equations, which is called the *quantum filter* in the quantum control community or *quantum trajectories* in the quantum optics community. quantum filtering theory was initialized by Belavkin in the early 1980s [5]. More developments can be found in [6, 36, 45, 7, 3, 48, 21, 39, 42, 10, 14] and references therein.

In the extreme case that S_{BS} is a 2-by-2 identity matrix, then the single-photon state $|1_\eta\rangle$ and the vacuum noise are not mixed and $|1_\eta\rangle$ is directly measured by “Measurement 1”. This is the case that the output of the two-level system G is perfectly measured. In this scenario, a quantum filter constructed based on “Measurement 1” is sufficient for the estimation of conditioned system dynamics, as constructed in [22, 21]. However, for a general beam splitter of the form (32), the output of the two-level system G is contaminated by vacuum noise, using two measurements may improve estimation efficiency, as investigated in [13].

The single-photon filter for the set-up in Fig. 5 is given by the following result.

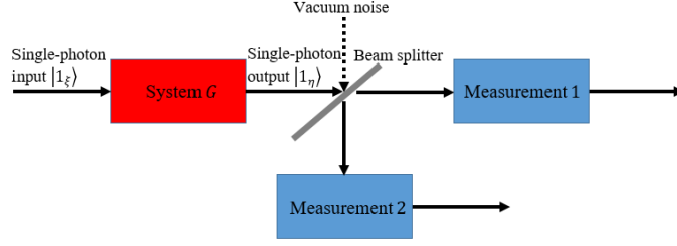


Figure 5: Single-photon filtering.

Theorem 3. [13, Corollary 6.1] Let the quantum system $G = (S, L, H)$ in Fig. 5 be initialized in the state $|\eta\rangle$ and driven by a single-photon input field $|1_\xi\rangle$. Assume the output fields are under two homodyne detection measurements (33). Then the quantum filter in the Schrödinger picture is given by

$$\begin{aligned}
d\rho^{11}(t) &= \left\{ \mathcal{L}_G^* \rho^{11}(t) + [S\rho^{01}(t), L^\dagger] \xi(t) + [L, \rho^{10}(t) S^\dagger] \xi^*(t) + (S\rho^{00}(t) S^\dagger - \rho^{00}(t)) |\xi(t)|^2 \right\} dt \\
&\quad + \left[s_{11}^* \rho^{11}(t) L^\dagger + s_{11} L \rho^{11}(t) + s_{11}^* \rho^{10}(t) S^\dagger \xi^*(t) + s_{11} S \rho^{01}(t) \xi(t) - \rho^{11}(t) k_1(t) \right] dW_1(t) \\
&\quad + \left[i s_{21}^* \rho^{11}(t) L^\dagger - i s_{21} L \rho^{11}(t) + i s_{21}^* \rho^{10}(t) S^\dagger \xi^*(t) - i s_{21} S \rho^{01}(t) \xi(t) - \rho^{11}(t) k_2(t) \right] dW_2(t), \\
d\rho^{10}(t) &= \left\{ \mathcal{L}_G^* \rho^{10}(t) + [S\rho^{00}(t), L^\dagger] \xi(t) \right\} dt \\
&\quad + \left[s_{11}^* \rho^{10}(t) L^\dagger + s_{11} L \rho^{10}(t) + s_{11} S \rho^{00}(t) \xi(t) - \rho^{10}(t) k_1(t) \right] dW_1(t) \\
&\quad + \left[i s_{21}^* \rho^{10}(t) L^\dagger - i s_{21} L \rho^{10}(t) - i s_{21} S \rho^{00}(t) \xi(t) - \rho^{10}(t) k_2(t) \right] dW_2(t), \\
d\rho^{00}(t) &= \mathcal{L}_G^* \rho^{00}(t) dt + \left[s_{11}^* \rho^{00}(t) L^\dagger + s_{11} L \rho^{00}(t) - \rho^{00}(t) k_1(t) \right] dW_1(t) \\
&\quad + \left[i s_{21}^* \rho^{00}(t) L^\dagger - i s_{21} L \rho^{00}(t) - \rho^{00}(t) k_2(t) \right] dW_2(t), \\
\rho^{01}(t) &= (\rho^{10}(t))^\dagger,
\end{aligned} \tag{34}$$

where $dW_j(t) = dY_j(t) - k_j(t)dt$ with

$$\begin{aligned}
k_1(t) &= s_{11} \text{Tr}[L \rho^{11}(t)] + s_{11}^* \text{Tr}[L^\dagger \rho^{11}(t)] + s_{11} \text{Tr}[S \rho^{01}(t)] \xi(t) + s_{11}^* \text{Tr}[S^\dagger \rho^{10}(t)] \xi^*(t), \\
k_2(t) &= -i s_{21} \text{Tr}[L \rho^{11}(t)] + i s_{21}^* \text{Tr}[L^\dagger \rho^{11}(t)] - i s_{21} \text{Tr}[S \rho^{01}(t)] \xi(t) + i s_{21}^* \text{Tr}[S^\dagger \rho^{10}(t)] \xi^*(t).
\end{aligned}$$

The initial conditions are $\rho^{11}(t_0) = \rho^{00}(t_0) = |\eta\rangle\langle\eta|$, $\rho^{10}(t_0) = \rho^{01}(t_0) = 0$.

Remark 6. If the beam splitter S_{BS} is a 2-by-2 identity matrix, the single-photon filter (34) in

Theorem 3 reduces to

$$\begin{aligned}
d\rho^{11}(t) &= \left\{ \mathcal{L}_G^* \rho^{11}(t) + [\rho^{01}(t), L^\dagger] \xi(t) + [L, \rho^{10}(t)] \xi^*(t) \right\} dt \\
&\quad + \left[\rho^{11}(t) L^\dagger + L \rho^{11}(t) + \rho^{10}(t) \xi^*(t) + \rho^{01}(t) \xi(t) - \rho^{11}(t) k_1(t) \right] dW_1(t) \\
d\rho^{10}(t) &= \left\{ \mathcal{L}_G^* \rho^{10}(t) + [\rho^{00}(t), L^\dagger] \xi(t) \right\} dt \\
&\quad + \left[\rho^{10}(t) L^\dagger + L \rho^{10}(t) + \rho^{00}(t) \xi(t) - \rho^{10}(t) k_1(t) \right] dW_1(t), \\
d\rho^{00}(t) &= \mathcal{L}_G^* \rho^{00}(t) dt + \left[\rho^{00}(t) L^\dagger + L \rho^{00}(t) - \rho^{00}(t) k_1(t) \right] dW_1(t), \\
\rho^{01}(t) &= (\rho^{10}(t))^\dagger,
\end{aligned} \tag{35}$$

where $dW_1(t)$ and the initial conditions are the same as those in Theorem 3, and

$$k_1(t) = \text{Tr}[(L + L^\dagger) \rho^{11}(t)] + \text{Tr}[\rho^{01}(t)] \xi(t) + \text{Tr}[\rho^{10}(t)] \xi^*(t).$$

The filter (35) is the quantum single-photon filter, first proposed in [22].

Quantum filters describe the joint system-field dynamics conditioned on measurement outputs, while master equations describe the system dynamics itself. In this sense, master equations can be regarded as unconditional system dynamics, see e.g., [3, 48, 22]. In this paper, the master equations we used are Lindblad master equations (also called ensemble average dynamics), which can be directly obtained by tracing out the field from the filtering equations in any case above. Indeed, setting $S = I$ and tracing out the noise terms in the quantum filter (34) or (35), we end up with the single-photon master equation for the quantum system G in the Schrödinger picture

$$\begin{aligned}
\dot{\varrho}^{11}(t) &= \mathcal{L}_G^* \varrho^{11}(t) + [\varrho^{01}(t), L^\dagger] \xi(t) + [L, \varrho^{10}(t)] \xi^*(t), \\
\dot{\varrho}^{10}(t) &= \mathcal{L}_G^* \varrho^{10}(t) + [\varrho^{00}(t), L^\dagger] \xi(t), \\
\dot{\varrho}^{00}(t) &= \mathcal{L}_G^* \varrho^{00}(t), \\
\varrho^{01}(t) &= (\varrho^{10}(t))^\dagger
\end{aligned}$$

with initial conditions $\varrho^{11}(t_0) = \varrho^{00}(t_0) = |\eta\rangle\langle\eta|$, $\varrho^{10}(t_0) = \varrho^{01}(t_0) = 0$, where

$$\text{Tr}[\varrho^{jk}(t)^\dagger X] = \langle \eta \phi_j | j_t(X) | \eta \phi_k \rangle \tag{36}$$

with

$$|\phi_j\rangle = \begin{cases} |0\rangle, & j = 0, \\ |1_\xi\rangle, & j = 1. \end{cases} \tag{37}$$

The interaction between a two-level atom and a single photon of Gaussian pulse shape has been studied intensively in the literature. In the single-photon case, when the photon has a Gaussian pulse shape (19) with $\Omega = 1.46\kappa$, it is shown that the maximal excitation probability is

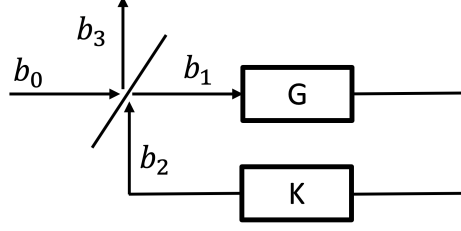


Figure 6: Linear quantum feedback network

around 0.8, see, e.g., [43], [38], [47, Fig. 1], [22, Fig. 8], and [2, Fig. 2]. Recently, the analytical expression of the pulse shape of the output single photon has been derived in [34], which is exactly η_1 is (29). Assume the pulse shape $\xi(t)$ of the input photon is of the form (19) with photon peak arrival time $\tau = 3$ and frequency bandwidth $\Omega = 1.46\kappa$. Denote the pulse shape of the output photon by $\eta(t)$. Then it can be easily verified that $\int_{-\infty}^4 (|\xi(\tau)|^2 - |\eta(\tau)|^2) d\tau = 0.8$. Interestingly, the excitation probability achieves its maximum 0.8 at time $t = 4$ (the upper limit of the above integral). Hence, the filtering result is consistent with the result of input-output response.

7 Concluding remarks

In this section, we discuss several possible future research directions.

In Section 5, we have discussed the problem of single-photon pulse shaping by using a very simple example, see Fig. 2, where the system G is an optical cavity. Clearly, a passive quantum linear controller K can be added into the network in Fig. 2; see Fig. 6. If both the system G and the controller K are linear time invariant, that is, all their parameters Ω_- and C_- as discussed in Section 4 are constant matrices, then the overall system from b_0 to b_3 is still a passive quantum linear system with constant system matrices. In this case, if the network is driven by a single photon, the output channel b_3 contains a single photon whose temporal pulse shape can be derived by Theorem 2. Clearly, the output pulse shape is a function of the physical parameters of the passive quantum controller K . Thus, adding a passive quantum linear controller may increase flexibility of the pulse shaping of the input single photon. There may be one of the future research directions.

In [31], Milburn investigated the response of an optical cavity to a continuous-mode single photon, where frequency modulation applied to the cavity is used to engineer the temporal output pulse shape. As frequency modulation involves a time-varying function, the transfer function approach in [53] is not directly applicable. However, it appears that the general procedure outlined in the proof of Proposition 2 and Theorem 5 [53] can be generalized to the time-varying,

yet still linear, case. For example, if the quantum linear passive controller K in Fig. 6 is allowed to be time-varying, can the output single-photon pulse shape can be engineered satisfactorily? There may be another future research direction.

In this survey, the single photons are characterized in terms of their temporal pulse shapes, which are L^2 integrable functions. In this sense, these photon states are continuous-variable (CV) states. In addition to CV photonic states, there are discrete-variable (DV) photonic states, for example, number states and polarization states. In [53, 54], the linear systems theory summarized in Section 4 was applied to derive the output of a quantum linear system driven by a coherent state and a single-photon state (or a multi-photon state). If the pulse information is ignored and only the number of photons is counted, the results reduces to the main equation, Equation (1) in [4]; see Example 3 in [54] for detail. It can be easily shown that the general framework still works if the coherent state is replaced by a squeezed-vacuum state. In a recent paper [58], the difference between continuous-mode and single-mode few-photon states is demonstrated. Nonetheless, it is not clear to what extent that the mathematical methods proposed for photonic CV states also work for DV photonic states.

Finally, in measurement-based feedback control of quantum systems, *real-time* implementation of a quantum filter is essential. In the case of a two-level system driven by a vacuum field, a system of 3 stochastic differential equations (SDEs) is sufficient for filtering. However, for a two-level system driven by a single photon, the single-photon filter (36) consists of a system of 9 SDEs, and a two-photon filter consists of 30 SDEs, [42, 14]. Thus, numerically efficient and reliable implementation of single- or multi-photon filters is an important problem in the measurement-based feedback control of quantum systems driven by photons. There is presently very few pieces of work in the direction, [45, 39, 16, 17].

Acknowledgement. I wish to thank financial support from the Hong Kong Research Grant Council under grants 15206915 and 15208418.

References

- [1] H.-A. Bachor and T. C. Ralph. *A Guide to Experiments in Quantum Optics*. Wiley, 2004.
- [2] B. Q. Baragiola, R. L. Cook, A. M. Brańczyk, and J. Combes. N-photon wave packets interacting with an arbitrary quantum system. *Physical Review A*, 86(1):013811, 2012.
- [3] A. Barchielli and M. Gregoratti. *Quantum Trajectories and Measurements in Continuous Time: The Diffusive Case*, volume 782. Springer, 2009.
- [4] T. J. Bartley, G. Donati, J. B. Spring, X.-M. Jin, M. Barbieri, A. Datta, B. J. Smith, and I. A. Walmsley. Multiphoton state engineering by heralded interference between single photons and coherent states. *Physical Review A*, 86(4):043820, 2012.

- [5] V. Belavkin. Quantum filtering of markov signals with white quantum noise. *Elektronika*, 25:1445–1453, 1980.
- [6] V. P. Belavkin. Nondemolition measurements, nonlinear filtering and dynamic programming of quantum stochastic processes. In *Modeling and Control of Systems*, pages 245–265. Springer, 1989.
- [7] L. Bouten, R. Van Handel, and M. R. James. An introduction to quantum filtering. *SIAM Journal on Control and Optimization*, 46(6):2199–2241, 2007.
- [8] S. Buckley, K. Rivoire, and J. Vučković. Engineered quantum dot single-photon sources. *Reports on Progress in Physics*, 75(12):126503, 2012.
- [9] G. Buller and R. Collins. Single-photon generation and detection. *Measurement Science and Technology*, 21(1):012002, 2009.
- [10] J. Combes, J. Kerckhoff, and M. Sarovar. The SLH framework for modeling quantum input-output networks. *Advances in Physics: X*, 2(3):784–888, 2017.
- [11] E. B. Davies. *Quantum Theory of Open Systems*. 1976.
- [12] Z. Dong, L. Cui, G. Zhang, and H. Fu. Wigner spectrum and coherent feedback control of continuous-mode single-photon fock states. *Journal of Physics A: Mathematical and Theoretical*, 49(43):435301, 2016.
- [13] Z. Dong, G. Zhang, and N. H. Amini. Single-photon quantum filtering with multiple measurements. *International Journal of Adaptive Control and Signal Processing*, 32(3):528–546, 2018.
- [14] Z. Dong, G. Zhang, and N. H. Amini. Quantum filtering for a two-level atom driven by two counter-propagating photons. *Quantum Information Processing*, 18, 136, 2019.
- [15] Z. Dong, G. Zhang, and N. H. Amini. On the response of a two-level system to two-photon inputs. *SIAM Journal on Control and Optimization*, 57(5):3445–3470, 2019.
- [16] Q. Gao, G. Zhang, and I. R. Petersen. An exponential quantum projection filter for open quantum systems. *Automatica*, 99:59–68, 2019.
- [17] Q. Gao, G. Zhang, and I. R. Petersen. An improved quantum projection filter. *Automatica*, to appear, arXiv:1909.1352 [quant-ph], 2019.
- [18] C. Gardiner and P. Zoller. *Quantum Noise: A Handbook of Markovian and Non-Markovian Quantum Stochastic Methods with Applications to Quantum Optics*, volume 56. Springer Science & Business Media, 2004.

- [19] J. Gough and M. R. James. The series product and its application to quantum feedforward and feedback networks. *IEEE Transactions on Automatic Control*, 54(11):2530–2544, 2009.
- [20] J. E. Gough, M. James, and H. Nurdin. Squeezing components in linear quantum feedback networks. *Physical Review A*, 81(2):023804, 2010.
- [21] J. E. Gough, M. R. James, and H. I. Nurdin. Quantum filtering for systems driven by fields in single photon states and superposition of coherent states using non-markovian embeddings. *Quantum information processing*, 12(3):1469–1499, 2013.
- [22] J. E. Gough, M. R. James, H. I. Nurdin, and J. Combes. Quantum filtering for systems driven by fields in single-photon states or superposition of coherent states. *Physical Review A*, 86(4):043819, 2012.
- [23] J. E. Gough and G. Zhang. On realization theory of quantum linear systems. *Automatica*, 59:139-151, 2015.
- [24] X. Gu, A. F. Kockum, A. Miranowicz, Y.-x. Liu, and F. Nori. Microwave photonics with superconducting quantum circuits. *Physics Reports*, 718:1–102, 2017.
- [25] M. R. James, H. I. Nurdin, and I. R. Petersen. H^∞ control of linear quantum stochastic systems. *IEEE Transactions on Automatic Control*, 53(8):1787–1803, 2008.
- [26] W. R. Le Page. *Complex Variables and the Laplace Transform for Engineers*. Courier Corporation, 1980.
- [27] P. Lodahl, S. Mahmoodian, and S. Stobbe, Interfacing single photons and single quantum dots with photonic nanostructures. *Rev. Mod. Phys.*, 87 (2), 347, 2015.
- [28] R. Loudon. *The Quantum Theory of Light*. Oxford University Press, Oxford, 2000.
- [29] A. I. Lvovsky, H. Hansen, T. Aichele, O. Benson, J. Mlynek, and S. Schiller. Quantum state reconstruction of the single-photon fock state. *Physical Review Letters*, 87(5):050402, 2001.
- [30] J. McKeever, A. Boca, A. D. Boozer, R. Miller, J. R. Buck, A. Kuzmich, and H. J. Kimble. Deterministic generation of single photons from one atom trapped in a cavity. *Science*, 303(5666):1992–1994, 2004.
- [31] G. J. Milburn. Coherent control of single photon states. *The European Physical Journal Special Topics*, 159(1):113–117, Jun 2008.

- [32] H. I. Nurdin, M. R. James, and A. C. Doherty. Network synthesis of linear dynamical quantum stochastic systems. *SIAM Journal on Control and Optimization*, 48(4):2686–2718, 2009.
- [33] H. Ogawa, H. Ohdan, K. Miyata, M. Taguchi, K. Makino, H. Yonezawa, J.-i. Yoshikawa, and A. Furusawa. Real-time quadrature measurement of a single-photon wave packet with continuous temporal-mode matching. *Phys. Rev. Lett.*, 116:233602, Jun 2016.
- [34] Y. Pan, G. Zhang, and M. R. James. Analysis and control of quantum finite-level systems driven by single-photon input states. *Automatica*, 69:18–23, 2016.
- [35] M. Pechal, L. Huthmacher, C. Eichler, S. Zeytinoglu, A. Abdumalikov Jr, S. Berger, A. Wallraff, and S. Filipp. Microwave-controlled generation of shaped single photons in circuit quantum electrodynamics. *Physical Review X*, 4(4):041010, 2014.
- [36] M. B. Plenio and P. L. Knight. The quantum-jump approach to dissipative dynamics in quantum optics. *Rev. Mod. Phys.*, 70:101–144, Jan 1998.
- [37] A. Reiserer, G. Rempe. Cavity-based quantum networks with single atoms and optical photons. *Rev. Mod. Phys.*, 87, 1379, 2015.
- [38] E. Rephaeli, J.-T. Shen, and S. Fan. Full inversion of a two-level atom with a single-photon pulse in one-dimensional geometries. *Physical Review A*, 82(3):033804, 2010.
- [39] P. Rouchon and J. F. Ralph. Efficient quantum filtering for quantum feedback control. *Physical Review A*, 91(1):012118, 2015.
- [40] C. Santori, D. Fattal, and Y. Yamamoto. *Single-Photon Devices and Applications*. John Wiley & Sons, 2010.
- [41] H. Song, K. B. Kuntz, and E. H. Huntington. Limitations on the quantum non-gaussian characteristic of schrödinger kitten state generation. *New Journal of Physics*, 15(2):023042, 2013.
- [42] H. Song, G. Zhang, and Z. Xi. Continuous-mode multiphoton filtering. *SIAM Journal on Control and Optimization*, 54(3):1602–1632, 2016.
- [43] M. Stobińska, G. Alber, and G. Leuchs. Perfect excitation of a matter qubit by a single photon in free space. *EPL (Europhysics Letters)*, 86(1):14007, 2009.
- [44] N. Tezak, A. Niederberger, D. S. Pavlichin, G. Sarma, and H. Mabuchi. Specification of photonic circuits using quantum hardware description language. *Philosophical Transactions of the Royal Society A: Mathematical, Physical and Engineering Sciences*, 370(1979):5270–5290, 2012.

- [45] R. van Handel, J. Stockton, and H. Mabuchi. Feedback control of quantum state reduction. *IEEE Transactions on Automatic Control*, 50(6):768–780, 2005.
- [46] D. F. Walls and G. J. Milburn. *Quantum Optics*. Springer Science & Business Media, 2007.
- [47] Y. Wang, J. Minář, L. Sheridan, and V. Scarani. Efficient excitation of a two-level atom by a single photon in a propagating mode. *Physical Review A*, 83(6):063842, 2011.
- [48] H. M. Wiseman and G. J. Milburn. *Quantum Measurement and Control*. Cambridge university press, 2009.
- [49] N. Yamamoto and M. R. James. Zero-dynamics principle for perfect quantum memory in linear networks. *New Journal of Physics*, 16(7):073032, 2014.
- [50] Z. Yuan, B. E. Kardynal, R. M. Stevenson, A. J. Shields, C. J. Lobo, K. Cooper, N. S. Beattie, D. A. Ritchie, and M. Pepper. Electrically driven single-photon source. *Science*, 295(5552):102–105, 2002.
- [51] G. Zhang and M. R. James. Direct and indirect couplings in coherent feedback control of linear quantum systems. *IEEE Transactions on Automatic Control*, 56(7): 1535-1550, 2011.
- [52] G. Zhang and M. R. James. Quantum feedback networks and control: a brief survey. *Chinese Science Bulletin*, 57(18):2200–2214, 2012.
- [53] G. Zhang and M. R. James. On the response of quantum linear systems to single photon input fields. *IEEE Transactions on Automatic Control*, 58(5):1221–1235, 2013.
- [54] G. Zhang. Analysis of quantum linear systems’ response to multi-photon states. *Automatica*, 50(2):442–451, 2014.
- [55] G. Zhang. Dynamical analysis of quantum linear systems driven by multi-channel multi-photon states. *Automatica*, 83:186–198, 2017.
- [56] G. Zhang, S. Grivopoulos, I. R. Petersen, and J. E. Gough. The Kalman decomposition for linear quantum systems. *IEEE Transactions on Automatic Control*, 63(2):331–346, 2018.
- [57] G. Zhang. Single-photon coherent feedback control and filtering. In: *Baillieul J., Samad T. (eds) Encyclopedia of Systems and Control*. Springer, London, 2020 (https://doi.org/10.1007/978-1-4471-5102-9_100156-1).
- [58] G. Zhang and Y. Pan. On dynamics of a two-qubit coherent feedback network driven by two photons. *Automatica*, to appear, 2020. [arXiv:1803.05630].

- [59] G. Zhang, I. R. Petersen, and J. Li. Structural characterization of linear quantum systems with application to back-action evading measurement. *IEEE Transactions on Automatic Control*, to appear, July 2020, arXiv:1803.09419v2 [quant-ph].
- [60] J. Zhang, Y.-x. Liu, R.-B. Wu, K. Jacobs, and F. Nori. Quantum feedback: theory, experiments, and applications. *Physics Reports*, 679:1–60, 2017.
- [61] A.I. Lvovsky and M.G. Raymer. Continuous-variable optical quantum-state tomography. *Review of Modern Physics*, 81: 299–332, 2009.
- [62] Z Qin, A.S. Prasad, T Brannan, A MacRae, A Lezama, A.I. Lvovsky. Complete temporal characterization of a single photon. *Light: Science & Applications*, 4: e298, 2015.