

Orbital and physical parameters of the close binary system: GJ 9830 (HIP 116259)

Suhail G. Masda^{1,2}, Mashhoor A. Al-Wardat³ and J. M. Pathan⁴

¹ Physics Department, Dr. Babasaheb Ambedkar Marathwada University, Aurangabad-431001, Maharashtra, India; suhail.masda@gmail.com

² Physics Department, Hadhramout University, PO Box:50511, Mukalla, Yemen

³ Physics Department, Al al-Bayt University, PO Box: 130040, Mafraq, 25113 Jordan

⁴ Physics Department, Maulana Azad College, Aurangabad-431001, Maharashtra, India

Received 2019 Jan 24; accepted 2019 Feb 22

Abstract We present the complete set of physical and geometrical parameters of the visual close binary system GJ 9830 for the first time by using Al-Wardat’s complex method. This method combines magnitude difference from speckle interferometry, synthetic spectral energy distributions of the binary components which are constructed depending on grids of Kurucz blanketed models (Atlas9), along with the orbital solution by using Tokovinin’s dynamical method to estimate the parameters of the individual components. The analysis of the system by using synthetic photometry resulted in the following set of parameters: $T_{\text{eff.}} = 6220 \pm 100$ K, $\log g = 4.30 \pm 0.12$, $R = 1.10 \pm 0.08 R_{\odot}$ for the primary component and $T_{\text{eff.}} = 4870 \pm 100$ K, $\log g = 4.60 \pm 0.11$, $R = 0.709 \pm 0.07 R_{\odot}$ for the secondary component. The recently published dynamical parallax from *Gaia* space mission was used to calculate the total mass of the binary system as $1.75 \pm 0.06 M_{\odot}$ which coincides with those estimated by using Al-Wardat’s method as $M^A = 1.18 \pm 0.10 M_{\odot}$, $M^B = 0.75 \pm 0.08 M_{\odot}$. The analysis of the system reveals that both components belong to main sequence stars with an age around 1.4 ± 0.50 Gyr. The evolutionary tracks and isochrones of the system’s components are discussed, and the fragmentation process is suggested as the most likely process for the formation of the system.

Key words: binaries: close - binaries: visual- stars: fundamental parameters-technique: synthetic photometry-stars: individual: GJ 9830.

1 INTRODUCTION

The physical and geometrical parameters especially in the close binary systems play a definitive role in understanding more problems in formation and evolution for those binaries. One of those problems is the stellar mass which gives insight into evolution of the binary systems. Precise parallax of the binary system especially from *Gaia* astrometric mission [Gaia Collaboration \(2018\)](#) plays a vital role in enhancing the value of absolute magnitudes and binary orbits with reliable stellar masses.

Speckle interferometry ([Balega et al. 2002](#); [Tokovinin et al. 2010](#); [Mason et al. 2011](#)) and adaptive optics ([Roberts et al. 2005, 2011](#)) are modern high-resolution techniques of ground based observations and instrumental in resolving the close visual binary systems. Speckle interferometry is a significant technique for the study of the visual and spectroscopic binary stars which is used to measure the position angles (θ), separation angles (ρ) and magnitude differences (Δm) for the subcomponents of

the binary and multiple system (Balega et al. 2002; Tokovinin et al. 2010). Most of analytic methods have been used results of this technique to estimate the orbital and physical parameters such as Kowalsky’s method (Smart 1930), Fourier transform method (Monet 1979), Tokovinin’s dynamical method (Tokovinin 1992), Koval’skij method (Olečić & Cvetković 2004), Docobo’s analytic method (Docobo 1985, 2012; Docobo et al. 2018) and Al-Wardat’s complex method (Al-Wardat 2007; Al-Wardat et al. 2014b, 2017), respectively.

In our analysis, we make use of Tokovinin’s dynamical method to estimate orbital parameters (Tokovinin 1992) by using a modern version of Tokovinin’s ORBITX program. The method requires the knowledge of θ , ρ and the epoch of the orbit (Tokovinin 2017, 2018).

On the other hand, the physical parameters are of fundamental value in terms of testing the formation and evolution models of the binary system beside the orbital solution. As a result, we follow Al-Wardat’s complex method (Al-Wardat 2007) which combines the results of spectrophotometry with the results of speckle interferometry to obtain the physical parameters (Al-Wardat 2012; Al-Wardat et al. 2014b, 2016; Masda et al. 2016, 2018). This method makes use of the entire spectral energy distributions (SEDs) of the binary systems which construct by using Atlas9 atmospheric modelling (Kurucz 1994).

In addition, synthetic photometry is used to estimate the physical parameters more accurately through the colour indices without needing the observed spectra of the binary systems (Straizys 1996; Castelli 1999; Bessell & Murphy 2012; Linnell et al. 2013). It is a quantitative analysis for the synthetic SED of a binary system which is about modifying stellar parameters such that the synthetic magnitudes fit the observed ones (Al-Wardat et al. 2014b,a; Masda et al. 2016; Al-Wardat et al. 2017). The method, which should be followed to evaluate the stellar parameters of the binary system by using synthetic photometry throughout the analysis of the system was described in evident details in previous paper (Masda et al. 2018).

Two methods have been successfully applied to estimate the physical and geometrical parameters to several solar-type stars and sub-giant binary stars whether the observed spectra were available or not such as HD 25811, HD 375, Gliese 762.1, FIN 350, COU1511, HIP105947 and two systems HIP 14075 and HIP 14230 (Al-Wardat et al. 2014a,c, 2016, 2017; Gumaan Masda et al. 2018; Masda et al. 2018).

The system GJ9830 (HIP116259) is a well-known close binary system in the solar neighborhood. This system located at the *Gaia* parallax of 29.178 ± 0.186 mas (Gaia Collaboration 2018) which is implied to a precise kinematic distance of 34.27 ± 0.0002 pc. Balega et al. (2007) estimated close binary system orbital solution for GJ9830 by using the Monet (1977) method. Their estimated total mass was $1.56 \pm 0.18 M_{\odot}$ under the old *Hipparcos* parallax of 30.24 mas (ESA 1997b). The last observed relative position measurement applied by Balega et al. (2007) was at epoch 2006.946. As a result, eighteen new interferometric measurements from epoch 2002 to epoch 2011 are included in our orbit (Table 2). Due to the changes in residuals especially in ρ , it was necessary to obtain a new orbit.

Our main aim is to estimate the orbital and physical parameters of the close binary system GJ 9830 by using Tokovinin’s dynamical and Al-Wardat’s complex method, respectively. Moreover, we employed the new parallax of the system from *Gaia* space mission.

2 OBSERVATIONAL DATA

Our study depends on observational photometric data which are taken from reliable different sources such as *Hipparcos* (ESA (1997b)), *Strömgren* (Hauck & Mermilliod 1998) and *TYCHO* catalogues (Høg et al. 2000). These data are used as reference and comparison with synthetic photometric results to get the best stellar parameters of the system. In addition to that, we have obtained new data from interferometric measurements of the system for the sake of reconstructing the system’s orbit (Table 2).

Table 1 contains fundamental and the observed photometric data for GJ9830 from SIMBAD database, NASA/IPAC, *Strömgren*, the *Hipparcos* and *TYCHO* catalogues.

Table 1 Fundamental and observed photometric data for the system GJ 9830.

Property	GJ9830	Ref.
α_{2000} ^a	23 ^h 33 ^m 24 ^s .06	simbad
δ_{2000} ^b	+42°50′47.″86	-
Sp. Typ.	G0	-
E(B-V)	0.099 ± 0.01	c
A_v	0 ^m .30	c
π_{Hip} (mas)	30.24 ± 1.12	d
π_{Hip} (mas)	25.04 ± 0.74	e
π_{Gaia} (mas)	29.178 ± 0.186	f
V_J	7 ^m .14	d
B_J	7 ^m .72	g
$(V - I)_J$	0 ^m .79 ± 0.01	d
$(B - V)_J$	0 ^m .585 ± 0.008	-
$(b - y)_S$	0 ^m .40 ± 0.002	h
$(v - b)_S$	0 ^m .58 ± 0.002	-
$(u - v)_S$	0 ^m .86 ± 0.007	-
B_T	7 ^m .86 ± 0.007	g
V_T	7 ^m .23 ± 0.006	-

Notes. ^a Right Ascension and ^b Declination.

^c Schlafly & Finkbeiner (2011), ^d Old *Hipparcos* (ESA 1997b), ^e New *Hipparcos* van Leeuwen (2007), ^f (Gaia Collaboration 2018), ^g (Høg et al. 2000) and ^h (Hauck & Mermilliod 1998).

3 METHOD AND ANALYSIS

3.1 Orbital parameters

Understanding of the relative motion of the secondary star around the primary star of a binary system is essentially a matter of determining the orbital parameters. As a result, we follow Tokovinin’s dynamical method to do so and use the ORBITX code of Tokovinin (1992) to get the best orbit. The angular separations (ρ) and position angles (θ) are obtained in Table 2 from INT4. The program performs a least-squares adjustment to all available relative position observations, with weights inversely proportional to the square of their standard errors. The orbit solution involves: the orbital period, P ; the eccentricity, e ; the semi-major axis, a ; the inclination, i ; the argument of periastron, ω ; the position angle of nodes, Ω ; and the time of primary minimum, T_0 . Hence, the modified orbit is shown in Figure 1 and the orbital parameters are listed in Table 4.

We calculate the total mass and the corresponding error of the binary system by using Kepler’s third law and employing the estimated orbital parameters, semi-major axis in arcseconds, orbital period in years (see Table 4) and the new parallax from Gaia Collaboration (2018) in arcseconds, as follows:

$$\mathcal{M}_T = \left(\frac{a^3}{\pi^3 P^2} \right) \mathcal{M}_\odot \quad (1)$$

$$\frac{\sigma \mathcal{M}}{\mathcal{M}} = \sqrt{(3 \frac{\sigma_\pi}{\pi})^2 + (3 \frac{\sigma_a}{a})^2 + (2 \frac{\sigma_P}{P})^2} \quad (2)$$

This equation gives the total mass and the corresponding error of the binary system as $1.75 \pm 0.06 \mathcal{M}_\odot$. This result will subsequently be compared with the estimated theoretical individual masses of the binary system from Al-Wardat’s complex method.

3.2 Physical parameters

Estimating the physical parameters of the binary system GJ9830 by using Al-Wardat’s complex method for analysing VCBSs needs a determination of the magnitude difference between the components of the

Table 2 Relative position measurements, residuals $\Delta\theta$ and $\Delta\rho$ (our work) of the system, which are used to build the orbit of the system.

Data Epoch	θ (°)	ρ (")	$\Delta\theta$ (°)	$\Delta\rho$ (")	Ref.
1991.25	341.0	0.195	15.3	0.013	ESA (1997a)
1998.7764	83.0	0.105	-2.2	-0.000	Balega et al. (2002)
2000.6171	119.6	0.153	6.0	-0.001	Horch et al. (2002)
2000.7590	114.7	0.154	-0.3	-0.004	Horch et al. (2002)
2000.8646	115.6	0.157	-0.5	-0.003	Balega et al. (2006)
2000.8727	115.6	0.157	-0.5	-0.004	Balega et al. (2006)
2001.7607	123.8	0.174	0.2	-0.007	Balega et al. (2006)
2001.7607	123.5	0.177	-0.1	-0.004	Balega et al. (2006)
2002.8820*	132.28	0.173	0.9	-0.019	Metchev & Hillenbrand (2009)
2003.5304*	137.90	0.180	2.1	-0.005	Horch et al. (2008)
2003.5304*	135.0	0.182	-0.8	-0.003	Horch et al. (2008)
2003.5386*	136.4	0.176	0.6	-0.009	Horch et al. (2008)
2003.5386*	135.8	0.179	-0.0	-0.006	Horch et al. (2008)
2003.5386*	135.9	0.178	0.1	-0.007	Horch et al. (2008)
2003.6343*	137.0	0.176	0.5	-0.007	Horch et al. (2008)
2003.6343*	137.7	0.175	1.2	-0.008	Horch et al. (2008)
2004.8240	152.1	0.099	3.1	-0.017	Balega et al. (2007)
2006.5174*	315.3	0.134	1.3	0.018	Horch et al. (2008)
2006.5202*	316.9	0.129	2.9	0.012	Horch et al. (2008)
2006.5256*	315.7	0.129	1.6	0.012	Horch et al. (2008)
2006.6870*	320.4	0.146	3.7	0.014	Balega et al. (2013)
2007.817*	328.9	0.190	1.8	0.003	Horch et al. (2010)
2007.8201*	328.5	0.193	1.4	0.006	Horch et al. (2010)
2007.8253*	329.0	0.195	1.8	0.008	Horch et al. (2010)
2011.6837*	0.00	0.1344	0.0	0.004	Horch et al. (2017)
2011.9402*	3.20	0.1245	-0.7	0.001	Horch et al. (2017)
2011.9402*	3.00	0.1301	-0.9	0.007	Horch et al. (2017)

* New data from interferometric measurements of the GJ 9830 binary system.

system properly. So, we estimate the visual magnitude difference of the system as $\Delta m = 2.47 \pm 0.07$ mag between the two components as the average for all Δm measurements given in Table 3 under the 541-562 nm V-band filters. Combining that value with the entire visual magnitude of the system obtains the apparent visual magnitudes of individual components as: $m_v^A = 7^m25 \pm 0.08$ and $m_v^B = 9^m72 \pm 0.21$ for the primary and secondary components of the system, respectively

The results of the apparent visual magnitudes, combined with the parallax from *Gaia* [Gaia Collaboration \(2018\)](#) of 29.178 ± 0.186 mas, lead to the absolute visual magnitudes for components of the system as $M_V^A = 4^m58 \pm 0.21$ and $M_V^B = 7^m05 \pm 0.28$ for the primary and secondary components of the system, respectively by using the following equation ([Heintz 1978](#)) (see p.28):

$$M_V = m_v + 5 - 5 \log(d) - A_v \quad (3)$$

Here, the interstellar extinction can be neglected because the studied binary system is a nearby star.

Errors of the absolute visual magnitudes of the components of the system in Equation 3 are calculated by using the following relation:

$$\sigma_{M_V^*} = \pm \sqrt{\sigma_{m_v^*}^2 + \left(\frac{5 \log e}{\pi_{Hip}}\right)^2 \sigma_{\pi_{Hip}}^2} \quad * = A, B. \quad (4)$$

Here, the $\sigma_{m_v^*}$ are the errors of the apparent visual magnitudes.

Based on the above estimated absolute magnitudes (M_V) of the individual components of the system and their relations with effective temperatures (T_{eff}) in addition to Tables ([Lang 1992](#); [Gray 2005](#)) and

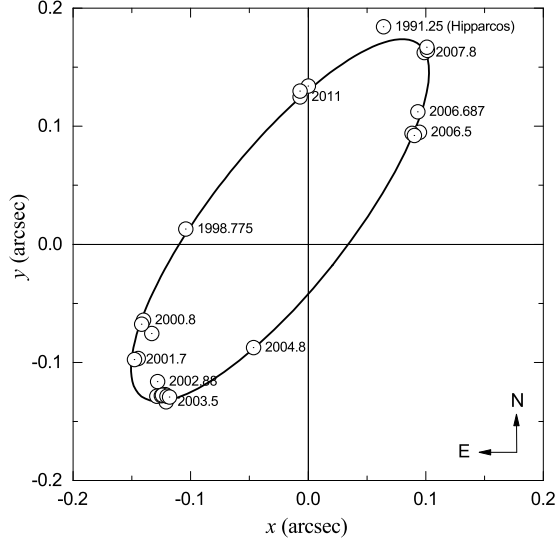


Fig. 1 The modified apparent orbit of the GJ 9830 binary system calculated by using the interferometric measurements from the INT4 (with 18 new measurements). The origin point represents the position of the primary component.

the below equations 5 and 6, we obtain input preliminary parameters of the system as: $T_{\text{eff.}} = 5878K$, $\log g = 4.36$, $R = 1.10R_{\odot}$ for the primary component and $T_{\text{eff.}} = 4798K$, $\log g = 4.54$, $R = 0.74R_{\odot}$ for the secondary component.

$$\log(R/R_{\odot}) = 0.5 \log(L/L_{\odot}) - 2 \log(T_{\text{eff.}}/T_{\odot}) \quad (5)$$

$$\log g = \log(M/M_{\odot}) - 2 \log(R/R_{\odot}) + 4.43, \quad (6)$$

Here T_{\odot} was taken as 5777K.

In order to test the results of the synthetic photometry of the system for the sake of obtaining the best stellar parameters, we need to construct the synthetic SED of the system based on the input parameters and on grids of blanketed models (ATLAS9) (Kurucz 1994). Hence, the entire synthetic SED at Earth of the binary system, which is connected to the individual synthetic SEDs of the binary system, is computed by using the following equation:

$$F_{\lambda} = (R_A/d)^2 (H_{\lambda}^A + H_{\lambda}^B \cdot (R_B/R_A)^2), \quad (7)$$

where R_A and R_B are the radii of the primary and secondary components of the system in solar units, H_{λ}^A and H_{λ}^B are the fluxes at the surface of the star and F_{λ} is the flux for the entire SED of the system above the Earth's atmosphere which is located at a revised distance d (pc) from the system.

As a result of the lack of knowledge of the observed spectrum of the binary system, we will depend on the results of the synthetic SED by using synthetic photometry for the sake of the reliability for accurate physical parameters. This technique is essentially dependent on the results of Al-Wardat's complex method. Our aim is to obtain the best agreement between the observed colour indices and magnitudes of the entire system with the entire synthetic SED of the system and consequently obtain the best physical parameters of the binary system.

Table 3 Speckle interferometric magnitude differences and Hipparcos ΔH_{Hip} measurements of the system, along with filters used to obtain the observations from Fourth Catalog of Interferometric Measurements of Binary Stars (INT4).

HIP	Δm	$\sigma_{\Delta m}$	Filter ($\lambda/\Delta\lambda$)	Ref.
GJ 9830	$2^m.61$	0.58	$V_{Hip} : 545nm/30$	1
	$2^m.48$	0.04	$545nm/30$	2
	$2^m.53$	0.07	$545nm/30$	3
	$2^m.40$	0.12	$648nm/41$	4
	$2^m.21$	0.12	$648nm/41$	4
	$2^m.16$	0.03	$600nm/30$	5
	$2^m.18$	0.10	$600nm/30$	5
	$2^m.60$	*	$550nm/40$	6
	$2^m.47$	*	$541nm/88$	6
	$2^m.45$	0.03	$545nm/30$	7
	$2^m.28$	*	$550nm/40$	6
	$2^m.34$	*	$550nm/40$	6
	$2^m.52$	*	$550nm/40$	8
	$2^m.64$	*	$550nm/40$	8
	$2^m.26$	*	$562nm/40$	9

* indicates that these measurements have no errors in INT4. ¹ESA (1997b), ²Pluzhnik (2005), ³Balega et al. (2002), ⁴Horch et al. (2004), ⁵Balega et al. (2006), ⁶Horch et al. (2008), ⁷Balega et al. (2007), ⁸Horch et al. (2010), ⁹Horch et al. (2017).

3.2.1 Synthetic photometry

The stellar parameters are mainly dependent on the best fit between the observed colours indices and magnitudes of the entire system with the entire synthetic SED of the system whether the observed spectrum was available or not. Therefore, the entire and individual synthetic magnitudes and colours indices of the binary system are calculated by integrating the model fluxes over each bandpass of the system calibrated to the reference star (Vega) by using the following equation (Maíz Apellániz 2007; Al-Wardat 2012):

$$m_p[F_{\lambda,s}(\lambda)] = -2.5 \log \frac{\int P_p(\lambda) F_{\lambda,s}(\lambda) \lambda d\lambda}{\int P_p(\lambda) F_{\lambda,r}(\lambda) \lambda d\lambda} + ZP_p \quad (8)$$

where m_p is the synthetic magnitude of the passband p , $P_p(\lambda)$ is the dimensionless sensitivity function of the passband p , $F_{\lambda,s}(\lambda)$ is the synthetic SED of the object and $F_{\lambda,r}(\lambda)$ is the SED of Vega. Zero points (ZP_p) from Maíz Apellániz (2007) (and references there in) were adopted.

In order to obtain accurate physical parameters, it is necessary to have an accurate knowledge of the following criteria:

1. The colour indices and magnitudes of the synthetic photometry should be computed of the studied binary system by using equation 8.
2. The colour indices and magnitudes, $B - V$, $b - y$, V_J , etc. of the entire SED should be completely consistent with observed ones of the binary system.
3. The magnitude difference between the components ($\Delta m = V_J^b - V_J^a$) of the synthetic photometry should be consistent with observed one.

The color indices of the binary system are the strong indication for the sake of reaching the best stellar parameters. So, under the preceding criteria, the final results of the calculated magnitudes and color indices within three different photometrical systems-Johnson: $U, B, V, R, U - B, B - V, V - R$; Strömgren: $u, v, b, y, u - v, v - b, b - y$ and Tycho: $B_T, V_T, B_T - V_T$ - of the entire synthetic system and individual components of the system GJ 9830, are shown in Table 5.

The best agreement between observed and synthetic photometry is achieved at a set of the stellar parameters of the individual components of the system (T_{eff} , $\log g$, R and d) which are showed in Fig. 2 and listed in Table 7.

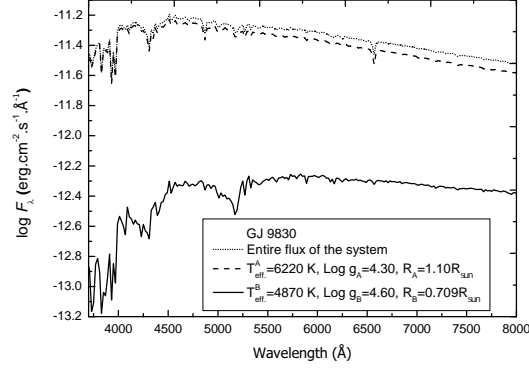


Fig. 2 The entire and individual synthetic SEDs of the system by using Al-Wardat's method depending on Kurucz line blanketed models, as it would be if measured from outside the earth's atmosphere at a distance of 34.27 pc from the star.

The errors of the individual radii components have double-checked by using the following equation:

$$\sigma_R \approx \pm R \sqrt{\left(\frac{\sigma_{M_{\text{bol}}}}{5 \log e}\right)^2 + 4 \left(\frac{\sigma_{T_{\text{eff}}}}{T_{\text{eff}}}\right)^2} \quad (9)$$

Here M_{bol} is the bolometric magnitudes for each system's component.

Based on the ultimate radii and effective temperatures of the system, the stellar luminosities and bolometric magnitudes along with their errors are listed in Table 7 and the spectral type of GJ9830 A is found to be F7.5V and GJ9830 B to be K3.5V.

To place the individual components of the system on the theoretical Hertzsprung-Russell (H-R) diagram and estimate the age and total mass of the system, we use the values of $\log L/L_{\odot}$ and $\log T_{\text{eff}}$ based on the evolutionary tracks of (Girardi et al. 2000b) (see Fig.3) and isochrones of (Girardi et al. 2000a) (see Fig.4). The positions of the components of the stars in these diagrams lead to theoretical estimates of their masses and ages. As a result, the individual masses of the system are $\mathcal{M}^A = 1.18 \pm 0.10 \mathcal{M}_{\odot}$ and $\mathcal{M}^B = 0.75 \pm 0.08 \mathcal{M}_{\odot}$ for the primary and secondary components, respectively with a system age of 1.40 ± 0.50 Gyr.

4 RESULTS AND DISCUSSION

Table 4 shows the results of the accurate orbital parameters of the close binary system, GJ 9830, which are shown in Figure 1. The rms of the binary system are 0.''85 and 0.''006. Balega et al. (2007) estimated the orbital parameters by using Monet (1977) method, which are acutely agreement with our study in a certain of parameters despite of availability of more relative positions measurements in our case. At the same time, there is the best agreement between results of Tokovinin's dynamical and Al-Wardat's method in terms of total mass of the binary system. Moreover, the residuals, $\Delta\theta$ and $\Delta\rho$ of the binary system are shown in Table 2.

Table 5 shows the results of the calculated magnitudes and color indices of the entire synthetic system and individual components of the system GJ 9830. Table 6 shows the best agreement between the

Table 4 Orbits, total mass, and quality controls published for the GJ 9830 system, compared with the orbital solution calculated in this work.

Parameters	Units	System GJ 9830	
		Balega et al. (2007)	This work
P	[yr]	15.70 ± 0.23	16.368 ± 0.032
T ₀	[yr]	2005.49 ± 0.01	2005.662 ± 0.021
e	-	0.536 ± 0.007	0.537 ± 0.006
a	[arcsec]	0.220 ± 0.002	0.225 ± 0.002
i	[deg]	75.1 ± 0.4	74.94 ± 0.220
Ω	[deg]	141.5 ± 0.3	141.50 ± 0.18
ω	[deg]	89.5 ± 0.8	89.50 ± 0.180
\mathcal{M}_T	[\mathcal{M}_\odot]	1.56 ± 0.18	1.75 ± 0.06
rms (θ)	[deg]	3.25	0.85
rms (ρ)	[arcsec]	0.003	0.006
π_{Hip}	[mas]	30.24 ± 1.12^a	29.178 ± 0.186^b

^a The old parallax [ESA \(1997b\)](#), ^b The Gaia parallax [Gaia Collaboration \(2018\)](#).**Table 5** Magnitudes and color indices of the composed synthetic spectrum and individual components of GJ9830.

Sys.	Filter	Entire Synth. $\sigma = \pm 0.03$	GJ 9830 A	GJ 9830 B
Joh- Cou.	<i>U</i>	7.84	7.88	11.51
	<i>B</i>	7.73	7.81	10.72
	<i>V</i>	7.14	7.25	9.72
	<i>R</i>	6.81	6.95	9.14
	<i>U</i> − <i>B</i>	0.10	0.07	0.78
	<i>B</i> − <i>V</i>	0.59	0.56	1.00
	<i>V</i> − <i>R</i>	0.33	0.31	0.58
Ström.	<i>u</i>	9.01	9.05	12.73
	<i>v</i>	8.06	8.12	11.31
	<i>b</i>	7.48	7.57	10.24
	<i>y</i>	7.11	7.22	9.66
	<i>u</i> − <i>v</i>	0.95	0.93	1.42
	<i>v</i> − <i>b</i>	0.58	0.55	1.08
	<i>b</i> − <i>y</i>	0.36	0.34	0.58
Tycho	<i>B_T</i>	7.87	7.94	11.0
	<i>V_T</i>	7.21	7.32	9.83
	<i>B_T</i> − <i>V_T</i>	0.66	0.62	1.17

entire synthetic magnitudes and color indices with the observed ones within three photometric systems: Johnson-Cousins, Strömgren and Tycho. This led to the most important indication for the reliability of the calculated physical parameters of the close binary systems, GJ9830, listed in Table 7.

The results of the apparent magnitudes m_v from synthetic photometry are found to be completely similar to those from the observed photometry of the binary system. At the same time, the difference between synthetic and observed value of magnitudes and colours indices in the different photometrical systems of the binary system is less than 0.04σ . The agreement between these values indicates an accuracy of the method and an indication for the reliability of the calculated stellar parameters of the system.

Fig. 2 show the entire and individual synthetic spectral energy distributions of the close binary system, GJ9830, based on the calculated stellar parameters and on the revised distance of the system from *Gaia* astrometric mission ([Gaia Collaboration 2018](#)).

Table 6 Comparison between the entire synthetic and entire observational magnitudes, colours and magnitude differences for the system.

Filter	GJ9830	
	Entire obs. ^a	Entire synth. ^b (This work)
V_J	$7^m 14$	$7^m 14 \pm 0.03$
B_J	$7^m 72$	$7^m 73 \pm 0.03$
$(B - V)_J$	$0^m 59 \pm 0.008$	$0^m 59 \pm 0.04$
$(b - y)_S$	$0^m 40 \pm 0.002$	$0^m 36 \pm 0.04$
$(v - b)_S$	$0^m 58 \pm 0.002$	$0^m 58 \pm 0.04$
$(u - v)_S$	$0^m 86 \pm 0.007$	$0^m 95 \pm 0.04$
B_T	$7^m 86 \pm 0.007$	$7^m 87 \pm 0.03$
V_T	$7^m 23 \pm 0.006$	$7^m 21 \pm 0.03$
Δm	$2^m 47^c \pm 0.07$	$2^m 47^d$

Notes. ^a The real observations (Table 1).^b Entire synthetic work of GJ 9830 (Table 5).^c Average magnitude differences for all Δm under the 541-562 nm V-band filter (Table 3).^d $\Delta m = V_J^B - V_J^A$ for the system (Table 5).**Table 7** The ultimate stellar parameters of the components of the system GJ9830.

Parameter	Units	GJ9830	
		GJ9830 A	GJ9830 B
T_{eff}	[K]	6220 ± 100	4870 ± 100
R	[R_{\odot}]	1.10 ± 0.08	0.709 ± 0.07
$\log g$	[cgs]	4.30 ± 0.12	4.60 ± 0.11
L	[L_{\odot}]	1.63 ± 0.05	0.25 ± 0.04
M_{bol}	[mag]	4.22 ± 0.21	6.26 ± 0.20
\mathcal{M}_{\odot}^1	[\mathcal{M}_{\odot}]	1.18 ± 0.10	0.75 ± 0.08
Sp. Type ²		F7.5V	K3.5V
Parallax ³	[mas]	29.178 ± 0.186	
Age ⁴	[Gyr]	1.40 ± 0.50	

Notes. ¹ Depending on the evolutionary tracks of Girardi et al. (2000b) (Fig. 3),² Using the tables of (Lang 1992; Gray 2005).³ Gaia Collaboration (2018).⁴ Depending on the the isochrones of different metallicities of Girardi et al. (2000a) (Figs. 5).

To estimate the stellar masses and ages of the system, we used Girardi et al. (2000b)'s theoretical H-R diagram with evolution tracks, and the isochrones given by Girardi et al. (2000a), respectively. The GJ 9830's components on the evolutionary tracks of Girardi et al. (2000b) (Fig. 3) belong to the main-sequence stars. According to that, the stellar masses of the binary system were computed by using two different methods- Al-wardat's and Tokovinin's method, based on the Gaia parallax Gaia Collaboration (2018). The former gave $\mathcal{M}^A = 1.18 \pm 0.10 \mathcal{M}_{\odot}$, $\mathcal{M}^B = 0.75 \pm 0.08 \mathcal{M}_{\odot}$ for the primary and secondary components, respectively, while the latter gave $1.75 \pm 0.06 \mathcal{M}_{\odot}$. The total mass by using Al-wardat's complex method are found to be similar to those from Tokovinin's method. This revealed the accuracy of the used methods for the binary system. .

Fig. 4 shows the initial chemical compositions $[Z = 0.0004, Y = 0.23]$, $[Z = 0.001, Y = 0.23]$, $[Z = 0.004, Y = 0.24]$, $[Z = 0.008, Y = 0.25]$, $[Z = 0.019, Y = 0.273]$ (solar composition), and $[Z = 0.03, Y = 0.30]$. According to the positions of the components of the binary system on tracks, the helium and metal mass fractions, Y and Z, respectively are $[Z = 0.019, Y = 0.273]$ (solar composition).

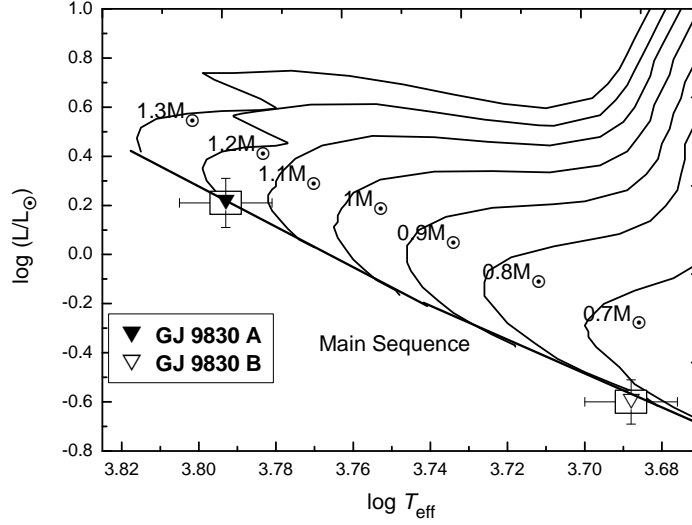


Fig. 3 The evolutionary tracks of both components of GJ 9830 on the H-R diagram of masses (0.7, 0.8, ..., 1.3 M_{\odot}). The evolutionary tracks were taken from [Girardi et al. \(2000b\)](#).

Fig 5 shows the components of the GJ 9830 system on isochrones. It is clear from the parameters of the system's components and their positions on the evolutionary tracks that both components belong to the young solar type main sequence stars, with age around 1.40 ± 0.50 Gyr.

Depending on the formation theories, fragmentation is suggested as the most likely process for the formation of the system. Where [Bonnell \(1994\)](#) concludes that fragmentation of a rotating disk around an incipient central protostar is possible, as long as there is continuing infall. [Zinnecker & Mathieu \(2001\)](#) pointed out that hierarchical fragmentation during rotational collapse has been invoked to produce binaries and multiple systems.

5 CONCLUSIONS

By using Al-Wardat's method for analysing close visual binary systems which employs Kurucz ATLAS9 line-blanketed plane-parallel model atmospheres in constructing the synthetic SED and applying the synthetic photometry on the synthetic SED, we were able to evaluate the physical parameters of the Main-Sequence system, GJ 9830. The present analysis shows that the binary GJ 9830 belong to a class of the Main-Sequence systems. The results from synthetic photometry are found to be similar to those from the observed ones, which revealed the accuracy of the used method and led to estimate the best stellar parameters for the binary system.

The orbital parameters of the system calculated properly by using Tokovinin's dynamical method. These parameters gave accurate total mass of the binary system as $1.75 \pm 0.06 M_{\odot}$ based on the new parallax from Gaia and on revised orbits of the binary system.

The positions of the components of the system have been shown with a broad way on the evolutionary tracks and isochrones. The spectral types of the components of GJ 9830 are catalogued as F7.5V and K3.5V for the primary and secondary components of the system, respectively with an age of 1.40 ± 0.50 Gyr. The evolutionary tracks and isochrones of the system's components are discussed, and the fragmentation process is suggested as the most likely process for the formation of the system.

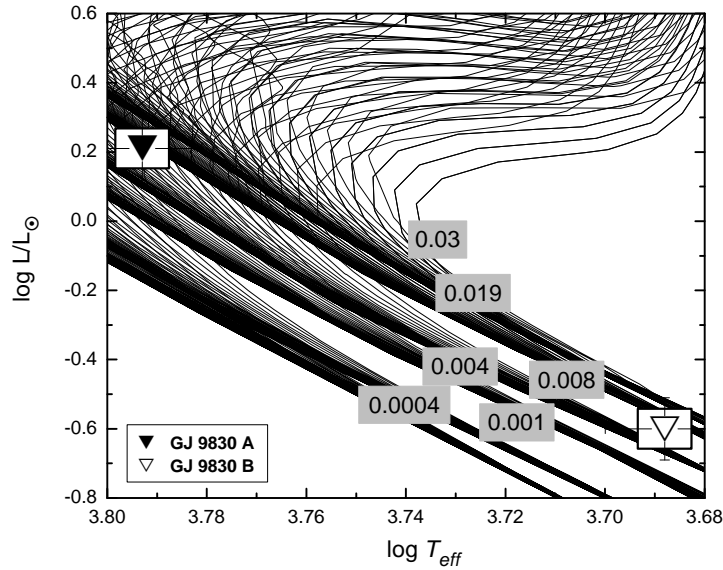


Fig. 4 The isochrones for both components of GJ 9830 on the H-R diagram for low- and intermediate-mass: from 0.15 to 7.0 M_{\odot} stars of different metallicities. The isochrones were taken from [Girardi et al. \(2000a\)](#).

Acknowledgements This research has made use of SAO/NASA, SIMBAD database, Fourth Catalog of Interferometric Measurements of Binary Stars, IPAC data systems, ORBIT code and CHORIZOS code of photometric and spectrophotometric data analysis.

References

- Al-Wardat, M. A. 2007, *Astronomische Nachrichten*, 328, 63
 Al-Wardat, M. A. 2012, *PASA*, 29, 523
 Al-Wardat, M. A., Balega, Y. Y., Leushin, V. V., et al. 2014a, *Astrophysical Bulletin*, 69, 58
 Al-Wardat, M. A., Balega, Y. Y., Leushin, V. V., et al. 2014b, *Astrophysical Bulletin*, 69, 198
 Al-Wardat, M. A., Docobo, J. A., Abushattal, A. A., & Campo, P. P. 2017, *Astrophysical Bulletin*, 72, 24
 Al-Wardat, M. A., El-Mahameed, M. H., Yusuf, N. A., Khasawneh, A. M., & Masda, S. G. 2016, *Research in Astronomy and Astrophysics*, 16, 166
 Al-Wardat, M. A., Widyan, H. S., & Al-thyabat, A. 2014c, *PASA*, 31, e005
 Balega, I. I., Balega, A. F., Maksimov, E. V., et al. 2006, *Bull. Special Astrophys. Obs.*, 59, 20
 Balega, I. I., Balega, Y. Y., Gasanova, L. T., et al. 2013, *Astrophysical Bulletin*, 68, 53
 Balega, I. I., Balega, Y. Y., Hofmann, K.-H., et al. 2002, *A&A*, 385, 87
 Balega, I. I., Balega, Y. Y., Maksimov, A. F., et al. 2007, *Astrophysical Bulletin*, 62, 339
 Bessell, M., & Murphy, S. 2012, *PASP*, 124, 140
 Bonnell, I. A. 1994, *MNRAS*, 269, 837
 Castelli, F. 1999, *A&A*, 346, 564
 Docobo, J. A. 1985, *Celestial Mechanics*, 36, 143

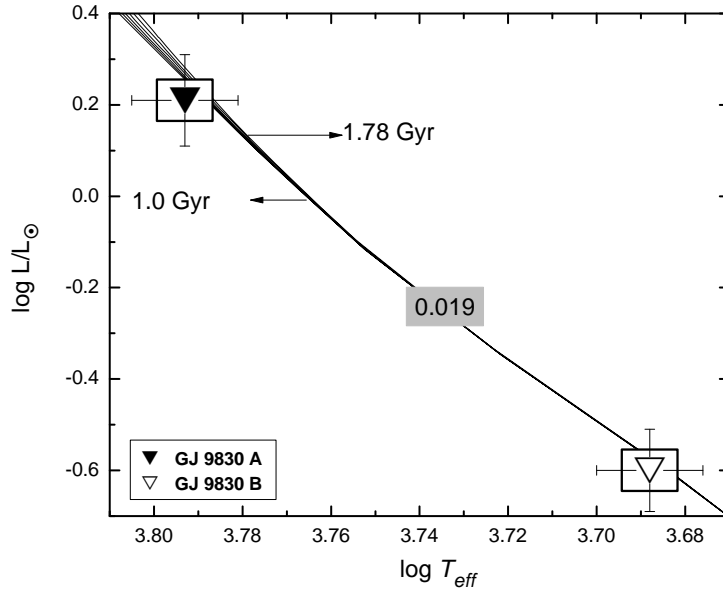


Fig. 5 The isochrones for both components of HIP 9830 on the H-R diagram for low- and intermediate-mass: from 0.15 to 0.99 M_{\odot} , and for the compositions $[Z=0.019, Y=0.273]$ stars of different metallicities. The isochrones were taken from [Girardi et al. \(2000a\)](#).

- Docobo, J. A. 2012, in *Orbital Couples: Pas de Deux in the Solar System and the Milky Way*, ed. F. Arenou & D. Hestroffer, 119
- Docobo, J. A., Tamazian, V. S., & Campo, P. P. 2018, *MNRAS*, 476, 2792
- ESA, ed. 1997a, *ESA Special Publication*, Vol. 1200, *The HIPPARCOS and TYCHO catalogues. Astrometric and photometric star catalogues derived from the ESA HIPPARCOS Space Astrometry Mission*
- ESA. 1997b, *The Hipparcos and Tycho Catalogues (ESA)*
- Gaia Collaboration. 2018, *VizieR Online Data Catalog*, 1345
- Girardi, L., Bressan, A., Bertelli, G., & Chiosi, C. 2000a, *A&AS*, 141, 371
- Girardi, L., Bressan, A., Bertelli, G., & Chiosi, C. 2000b, *VizieR Online Data Catalog*, 414, 10371
- Gray, D. F. 2005, *The Observation and Analysis of Stellar Photospheres*, 505
- Gumaan Masda, S., Al-Wardat, M. A., & Pathan, J. K. M. K. 2018, *Research in Astronomy and Astrophysics*, 18, 072
- Hauck, B., & Mermilliod, M. 1998, *A&AS*, 129, 431
- Heintz, W. D. 1978, *Geophysics and Astrophysics Monographs*, 15
- Høg, E., Fabricius, C., Makarov, V. V., et al. 2000, *A&A*, 355, L27
- Horch, E. P., Falta, D., Anderson, L. M., et al. 2010, *AJ*, 139, 205
- Horch, E. P., Meyer, R. D., & van Altena, W. F. 2004, *AJ*, 127, 1727
- Horch, E. P., Robinson, S. E., Meyer, R. D., et al. 2002, *AJ*, 123, 3442
- Horch, E. P., van Altena, W. F., Cyr, Jr., W. M., et al. 2008, *AJ*, 136, 312
- Horch, E. P., Casetti-Dinescu, D. I., Camarata, M. A., et al. 2017, *AJ*, 153, 212
- Kurucz, R. 1994, *Solar abundance model atmospheres for 0,1,2,4,8 km/s*. Kurucz CD-ROM

- No. 19. Cambridge, Mass.: Smithsonian Astrophysical Observatory, 1994., 19
- Lang, K. R. 1992, *Astrophysical Data I. Planets and Stars.*, 133
- Linnell, A. P., DeStefano, P., & Hubeny, I. 2013, *AJ*, 146, 68
- Maíz Apellániz, J. 2007, in *Astronomical Society of the Pacific Conference Series*, Vol. 364, *The Future of Photometric, Spectrophotometric and Polarimetric Standardization*, ed. C. Sterken (San Francisco: Astronomical Society of the Pacific), 227
- Masda, S. G., Al-Wardat, M. A., Neuhäuser, R., & Al-Naimiy, H. M. 2016, *Research in Astronomy and Astrophysics*, 16, 112
- Masda, S. G., Al-Wardat, M. A., & Pathan, J. M. 2018, *Journal of Astrophysics and Astronomy*, 39, 58
- Mason, B. D., Hartkopf, W. I., Raghavan, D., et al. 2011, *AJ*, 142, 176
- Metchev, S. A., & Hillenbrand, L. A. 2009, *ApJS*, 181, 62
- Monet, D. G. 1977, *ApJ*, 214, L133
- Monet, D. G. 1979, *ApJ*, 234, 275
- Olečić, D., & Cvetković, Z. 2004, *A&A*, 415, 259
- Pluzhnik, E. A. 2005, *A&A*, 431, 587
- Roberts, Jr., L. C., Turner, N. H., ten Brummelaar, T. A., Mason, B. D., & Hartkopf, W. I. 2011, *AJ*, 142, 175
- Roberts, Jr., L. C., Turner, N. H., Bradford, L. W., et al. 2005, *AJ*, 130, 2262
- Schlafly, E. F., & Finkbeiner, D. P. 2011, *ApJ*, 737, 103
- Smart, W. M. 1930, *MNRAS*, 90, 534
- Straizys, V. 1996, *Baltic Astronomy*, 5, 459
- Tokovinin, A. 1992, in *Astronomical Society of the Pacific Conference Series*, Vol. 32, *IAU Colloq. 135: Complementary Approaches to Double and Multiple Star Research*, ed. H. A. McAlister & W. I. Hartkopf, 573
- Tokovinin, A. 2017, *AJ*, 154, 110
- Tokovinin, A. 2018, *VizieR Online Data Catalog*, 515
- Tokovinin, A., Mason, B. D., & Hartkopf, W. I. 2010, *AJ*, 139, 743
- van Leeuwen, F. 2007, *A&A*, 474, 653
- Zinnecker, H., & Mathieu, R., eds. 2001, *IAU Symposium*, Vol. 200, *The Formation of Binary Stars*