

Confidence Intervals for Nonparametric Empirical Bayes Analysis

Nikolaos Ignatiadis
ignat@stanford.edu

Stefan Wager
swager@stanford.edu

February 2021

Abstract

In an empirical Bayes analysis, we use data from repeated sampling to imitate inferences made by an oracle Bayesian with extensive knowledge of the data-generating distribution. Existing results provide a comprehensive characterization of when and why empirical Bayes point estimates accurately recover oracle Bayes behavior. In this paper, we develop flexible and practical confidence intervals that provide asymptotic frequentist coverage of empirical Bayes estimands, such as the posterior mean or the local false sign rate. The coverage statements hold even when the estimands are only partially identified or when empirical Bayes point estimates converge very slowly.

Keywords: Empirical Bayes, mixture models, local false sign rate, partial identification, bias-aware inference

1 Introduction

Empirical Bayes methods enable frequentist estimation that emulates a Bayesian oracle. Suppose we observe Z generated as below, and want to estimate $\theta_G(z)$,

$$\mu \sim G, \quad Z \sim p(\cdot | \mu), \quad \theta_G(z) = \mathbb{E}_G [h(\mu) | Z = z], \quad (1)$$

for some known function $h(\cdot)$. Given knowledge of G , $\theta_G(z)$ can be directly evaluated via Bayes' rule. An empirical Bayesian does not know G , but seeks an approximately optimal estimator $\hat{\theta}(z) \approx \theta_G(z)$ using independent draws Z_1, Z_2, \dots, Z_n from the distribution (1).

The empirical Bayes approach was first introduced by Robbins [1956] and has proven to be successful in a wide variety of settings with repeated observations of similar phenomena, such as genomics [Efron, Tibshirani, Storey, and Tusher, 2001, Love, Huber, and Anders, 2014], education [Lord, 1969, Gilraine, Gu, and McMillan, 2020] and actuarial science [Bühlmann and Gisler, 2006]. Table 1 provides concrete applications of model (1) for these subject areas. In all examples, the posterior mean $\theta_G(z) = \mathbb{E}_G [\mu | Z = z]$ is a statistic of interest, as it describes the (mean squared error) optimal shrinkage rule for estimating μ . In the genomics application, it is also of interest to determine the local false-sign rate $\theta_G(z) = \mathbb{P} [\mu z \leq 0 | Z = z]$, i.e., the posterior probability that μ has a different sign than Z .

As elaborated later, there is by now a large literature proposing a suite of estimators $\hat{\theta}(z)$ for $\theta_G(z)$. Many of these estimators have theoretical guarantees under nonparametric specification of G , say $G \in \mathcal{G}$, where \mathcal{G} is a convex class of distributions. The goal of this

Subject	i	Z_i	μ_i	$Z_i \mid \mu_i \sim$
Actuarial science	Contract	Number of insurance claims	Risk profile	Poisson(μ_i)
Education	Student	Score in test with N multiple choice questions	Latent ability	Binom(N, μ_i)
Genomics	Gene	t-statistic comparing expression between conditions	Standardized effect size	$\mathcal{N}(\mu_i, 1)$

Table 1: Example applications for empirical Bayes inference in model (1).

paper is to move past point estimation, and develop nonparametric confidence intervals for $\theta_G(z)$, i.e., intervals with the following property:

$$\mathcal{I}_\alpha(z) = \left[\hat{\theta}_\alpha^-(z), \hat{\theta}_\alpha^+(z) \right], \quad \liminf_{n \rightarrow \infty} \mathbb{P}_G [\theta_G(z) \in \mathcal{I}_\alpha(z)] \geq 1 - \alpha \text{ for all } G \in \mathcal{G}. \quad (2)$$

Despite widespread use of empirical Bayes methods, the problem has received surprisingly little attention. In fact, we are not aware of confidence intervals with property (2) beyond two special cases: One proposal by [Lord and Cressie \[1975\]](#) for inference about the posterior mean in the binomial model and another by [Robbins \[1980\]](#) for the same task in the Poisson model.

One challenge in establishing (2) in the generality we are interested is that the difficulty of this statistical task varies substantially depending on the choice of likelihood $p(\cdot \mid \mu_i)$, empirical Bayes estimand $\theta_G(x)$ and class of priors \mathcal{G} .

Example 1 (Posterior mean with Poisson model). [Robbins \[1956\]](#) proves that the posterior mean in the Poisson empirical Bayes problem ($p(\cdot \mid \mu) = \text{Poisson}(\mu)$) is equal to,

$$\theta_G(z) = \mathbb{E}_G [\mu \mid Z = z] = (z + 1) \frac{\mathbb{P}_G [Z = z + 1]}{\mathbb{P}_G [Z = z]}, \quad z \in \mathbb{N}_{\geq 0}, \quad (3)$$

and so $\hat{\theta}_{\text{Robbins}}(z) = (z + 1) \# \{Z_i = z + 1\} / \# \{Z_i = z\}$ is an estimate of $\theta_G(z)$. Consequently, estimation and inference [\[Robbins, 1980\]](#) can proceed at the *parametric* $1/\sqrt{n}$ rate.

Example 2 (Posterior mean with Gaussian model). The posterior mean in the Gaussian problem ($p(\cdot \mid \mu) = \mathcal{N}(\mu, \sigma^2)$) is given by Tweedie’s formula [\[Dyson, 1926, Efron, 2011\]](#),

$$\theta_G(z) = \mathbb{E}_G [\mu \mid Z = z] = z + \sigma^2 \frac{f'_G(z)}{f_G(z)}, \quad z \in \mathbb{R}, \quad (4)$$

where $f_G(z) = \int \varphi((z - \mu)/\sigma)/\sigma dG(\mu)$ is the marginal density of Z , $f'_G(z)$ its dz -derivative and φ the standard normal density function. $f_G(\cdot)$ is very smooth, and so, the minimax rate for estimating the posterior mean is *quasi-parametric* and equal to $\log(n)^{3/4}/\sqrt{n}$ over the class \mathcal{G} of priors with Lebesgue density and finite first moment [\[Matias and Taupin, 2004\]](#).

Example 3 (Local false sign rate with Gaussian model). Minimax point estimates for $\theta_G(z) = \mathbb{P}[\mu z \leq 0 \mid Z = z]$ in the Gaussian problem, with \mathcal{G} a Sobolev class of priors, converge at *extremely slow rates*, e.g., polynomial in $1/\log(n)$ [\[Butucea and Comte, 2009, Pensky, 2017\]](#).

Example 4 (Posterior mean with Binomial model). In the Binomial empirical Bayes problem ($p(\cdot | \mu) = \text{Binom}(N, \mu)$, $N \in \mathbb{N}_{>0}$) and without further restrictions on \mathcal{G} , the posterior mean $\theta_G(z) = \mathbb{E}_G[\mu | Z = z]$ is only *partially identified*; and so intervals with the guarantee (2) will not shrink to a point mass, even as $n \rightarrow \infty$. The reason is that the marginal distribution of Z identifies the first N moments of G , but $\theta_G(z)$ is a function of the first $N + 1$ moments of G [Robbins, 1956].

The goal of this paper is to provide a unified approach to inference in all these problems. A key challenge in doing so is that the worst-case squared bias of point estimators dominates the variance when $\theta_G(z)$ is partially identified or when $\theta_G(z)$ can only be estimated at extremely slow minimax rates [Cai and Low, 2003]. In such cases, intervals that are centered at a point estimate $\hat{\theta}_G(z)$, chosen for its favorable estimation properties, will need to explicitly account for bias in addition to variance. Meanwhile, the predominant approach to point estimation in practice [Stephens, 2016, Koenker and Gu, 2017] is to first get an estimate \hat{G} of the prior G from (1) by nonparametric maximum likelihood [Kiefer and Wolfowitz, 1956] and then estimate $\theta_G(z)$ via a plug-in Bayes rule on \hat{G} , i.e., $\hat{\theta}_G(z) = \theta_{\hat{G}}(z)$. Such an approach is highly non-linear and so it is not clear how to accurately characterize bias in a way that would allow for confidence intervals as in (2).

In this work, instead of explicitly estimating G , we use tools from convex optimization to construct confidence intervals that account for both variance and bias; and so provide asymptotic coverage (2) even for empirical Bayes estimands that are only partially identified or can only be estimated at slow rates.

1.1 Empirical Bayes confidence intervals

The starting point for our approach to inference consists of the data analyst specifying (1), i.e., $\theta_G(z)$, the empirical Bayes estimand of interest and the conditional distribution (likelihood) of Z given μ in (1). We represent this conditional distribution by $p(\cdot | \mu)$, which we assume throughout to be a conditional density with respect to a σ -finite measure λ on a subset of \mathbb{R} , e.g., λ could be the Lebesgue measure or a counting measure. Table 1 provides some common examples of likelihoods that appear in empirical Bayes applications; see Koenker and Gu [2017] for further examples.

In addition, in our approach, the data analyst is required to specify a convex class of priors \mathcal{G} such that $G \in \mathcal{G}$. A concrete example of \mathcal{G} is the class of all distributions supported on $\mathcal{K} \subset \mathbb{R}$,

$$\mathcal{P}(\mathcal{K}) := \{G \text{ distribution} : \text{support}(G) \subset \mathcal{K}\}. \quad (5)$$

Another practical class, that was considered by Magder and Zeger [1996], Cordy and Thomas [1997] for the empirical Bayes problem, is the class of Gaussian location mixtures ($\tau > 0$),

$$\mathcal{LN}(\tau, \mathcal{K}) := \left\{ G \text{ distribution} : \frac{dG}{d\lambda^{\text{Leb}}}(\mu) = \int \frac{1}{\tau} \varphi\left(\frac{\mu - u}{\tau}\right) d\Pi(u), \Pi \in \mathcal{P}(\mathcal{K}) \right\}, \quad (6)$$

where λ^{Leb} is the Lebesgue measure and φ the standard Gaussian density. Finally, following Stephens [2016], we also consider Gaussian scale mixtures, i.e., for $\mathcal{K} \subset \mathbb{R}_{>0}$, $u \in \mathbb{R}$,

$$\mathcal{SN}(u, \mathcal{K}) := \left\{ G \text{ distribution} : \frac{dG}{d\lambda^{\text{Leb}}}(\mu) = \int \frac{1}{\tau} \varphi\left(\frac{\mu - u}{\tau}\right) d\Pi(\tau), \Pi \in \mathcal{P}(\mathcal{K}) \right\}. \quad (7)$$

We provide more guidance for choosing \mathcal{G} in Section 7 and assume for the rest of this section that \mathcal{G} is given. The main contributions of this paper are two complementary approaches

for the construction of intervals with the property (2). The first construction is based on the notion of *F-localization* and leads to intervals that hold simultaneously over any choice of z and h in the definition of $\theta_G(z) = \mathbb{E}_G[h(\mu) \mid Z = z]$. The second construction expresses $\theta_G(z)$ as a ratio of linear functionals of G and then uses an idea of [Anderson and Rubin \[1949\]](#), along with affine minimax estimators of [Donoho \[1994\]](#). The latter construction is substantially more involved and only provides pointwise intervals (i.e., they hold only for a fixed choice of z and h); however the intervals can be substantially shorter by targeting a specific estimand.

***F*-localization:** The key idea of our first approach is to construct a confidence set for the marginal distribution of Z and then determine all $G \in \mathcal{G}$ consistent with this confidence set. Let us denote the marginal distribution of Z by F_G and its $d\lambda$ -density by f_G , i.e.,

$$f_G(z) = \int p(z \mid \mu) dG(\mu), \quad F_G(t) = \mathbb{P}_G[Z \leq t] = \int \mathbf{1}(z \leq t) f_G(z) d\lambda(z). \quad (8)$$

We then define a *F*-localization as an (asymptotic) $1 - \alpha$ confidence set $\mathcal{F}_n(\alpha)$ of distributions, i.e., a set such that

$$\liminf_{n \rightarrow \infty} \{\mathbb{P}_G[F_G \in \mathcal{F}_n(\alpha)] - (1 - \alpha)\} \geq 0. \quad (9)$$

With a *F*-localization $\mathcal{F}_n(\alpha)$ in hand, and deferring the construction of such to Section 2, we can form confidence intervals $\mathcal{I}_\alpha(z) = [\hat{\theta}_\alpha^-(z), \hat{\theta}_\alpha^+(z)]$ for $\theta_G(z)$ by letting,

$$\hat{\theta}_\alpha^-(z) = \inf \{\theta_G(z) \mid G \in \mathcal{G}(\mathcal{F}_n(\alpha))\}, \quad \hat{\theta}_\alpha^+(z) = \sup \{\theta_G(z) \mid G \in \mathcal{G}(\mathcal{F}_n(\alpha))\}, \quad (10)$$

$$\text{where } \mathcal{G}(\mathcal{F}) = \{G \in \mathcal{G} \mid F_G \in \mathcal{F}\}. \quad (11)$$

The intervals (10) satisfy (2), since $\mathbb{P}_G[\theta_G(z) \in [\hat{\theta}_\alpha^-(z), \hat{\theta}_\alpha^+(z)]] \geq \mathbb{P}_G[F_G \in \mathcal{F}_n(\alpha)]$, and the same argument also demonstrates that coverage holds simultaneously over all possible empirical Bayes estimands $\theta_G(z) = \mathbb{E}_G[h(\mu) \mid Z = z]$, where both z and h can vary. In Section 2 we explain that for common choices of \mathcal{G} and $\mathcal{F}_n(\alpha)$, (10) can be computed by solving two linear programs¹.

AMARI (Affine Minimax Anderson-Rubin Intervals): The *F*-localization approach is generic, streamlined to implement and enables simultaneous inference for all empirical Bayes estimands of interest. The *F*-localization intervals for a specific estimand $\theta_G(z)$,

¹It is interesting to consider the *F*-localization approach in the context of the dichotomy of [Efron \[2014\]](#) on *F*- versus *G*-modeling. Under model (1), it is typically straightforward to estimate F_G , because the observed Z_i are direct measurements from F_G . In contrast, estimation of G is a difficult inverse problem. Thus, when a *F*-formula (an expression of $\theta_G(z)$ in terms of the marginal distribution F_G , such as (3) or (4)) is available, it is convenient to proceed by *F*-modeling, i.e., to estimate \hat{F}_G and evaluate the corresponding *F*-formula by the plugin principle. A caveat of *F*-modeling, however, is that, natural constraints on the empirical Bayes estimands are not enforced. For instance, the posterior mean $\theta_G(z)$ in the Gaussian problem (Example 2) is non-decreasing in z , but estimation through (4) does not enforce monotonicity. In contrast, *G*-modeling, in which we first estimate \hat{G} and then $\hat{\theta}_G(z) = \theta_{\hat{G}}(z)$, automatically enforces all natural constraints.

For inference using *F*-localization, the two perspectives are complementary. The data analyst constructs (9), a *F*-modeling task, and the Bayes structure of the problem is enforced through (10). For example, in the Gaussian posterior mean problem, the lower bounds of the confidence intervals, $\hat{\theta}_\alpha^-(z)$, are monotonic in z , and similarly for the upper bounds $\hat{\theta}_\alpha^+(z)$.

however, can be overly wide. Our second construction, AMARI, seeks to do better than F -localization, i.e., to provide shorter confidence intervals, by focusing on a specific estimand. The starting point for AMARI is the observation that we can write the empirical Bayes estimand $\theta_G(z)$, as a ratio of two linear functionals of G , i.e.,

$$\theta_G(z) = \frac{\int h(\mu)p(z|\mu) dG(\mu)}{\int p(z|\mu) dG(\mu)} = \frac{a_G(z)}{f_G(z)}, \quad (12)$$

where $f_G(\cdot)$ is the marginal density of Z and $a_G(z)$ is used to denote the numerator. Hence, the following two hypothesis tests are equivalent for $c \in \mathbb{R}$,

$$H_0 : \theta_G(z) = c \iff H_0 : \theta_G^{\text{lin}}(z; c) = 0, \text{ where } \theta_G^{\text{lin}}(z; c) = a_G(z) - cf_G(z). \quad (13)$$

By inverting the test for $H_0 : \theta_G(z) = c$ we can form confidence intervals for $\theta_G(z)$. The upshot of (13) then is that it suffices to construct confidence intervals for linear functionals $L(G)$ of G , say $L(G) = \theta_G^{\text{lin}}(z; c)$. We provide the details of this reduction in Section 4, and proceed to explain our approach to inference for linear functionals of G . Our core proposal is to estimate $L(G)$ as an affine estimator, i.e., one of the form

$$\hat{L} = \hat{L}(G) = \frac{1}{n} \sum_{i=1}^n Q(Z_i), \quad (14)$$

where $Q(\cdot)$ is chosen to optimize a worst-case bias-variance tradeoff depending on the prior class \mathcal{G} . To form confidence intervals, we first estimate the variance and worst-case bias of (14) as

$$\hat{V} = \frac{1}{n(n-1)} \left[\sum_{i=1}^n Q^2(Z_i) - \left(\sum_{i=1}^n Q(Z_i) \right)^2 / n \right], \quad (15)$$

$$\hat{B}^2 = \sup \left\{ \left(\int Q(z)f_G(z)d\lambda(z) - L(G) \right)^2 : G \in \mathcal{G}(\mathcal{F}_n) \right\}. \quad (16)$$

Here, the worst case bias is computed with respect to $\mathcal{G}(\mathcal{F}_n)$ (11), where $\mathcal{F}_n = \mathcal{F}_n(\alpha_n)$ is a F -localization at level $\alpha_n \rightarrow 0$ as $n \rightarrow \infty$. With \hat{V}, \hat{B} in hand, we build bias-aware confidence intervals \mathcal{I}_α for $L(G)$ [e.g., [Armstrong and Kolesár, 2018](#), [Imbens and Manski, 2004](#), [Imbens and Wager, 2019](#)]

$$\mathcal{I}_\alpha = \hat{L} \pm t_\alpha(\hat{B}, \hat{V}), \quad t_\alpha(B, V) = \inf \left\{ t : \mathbb{P} \left[\left| b + V^{1/2}W \right| > t \right] < \alpha \text{ for all } |b| \leq B \right\}, \quad (17)$$

where $W \sim \mathcal{N}(0, 1)$ is a standard Gaussian random variable. Sections 3 and 4 have formal results establishing asymptotic coverage properties for these intervals.

At first sight, the intervals (17) may appear to be overly conservative, as they seek robustness to worst-case bias, instead of, e.g., debiasing. We note, however, that such intervals have strong optimality properties in many statistical applications: Worst-case bias aware intervals (17) are effectively the shortest possible intervals that achieve uniform coverage over a convex class of data-generating distributions [[Armstrong and Kolesár, 2018](#), [Donoho, 1994](#)]. Whether this is the case for ratio estimation, and more generally the issue of optimal confidence intervals for nonparametric empirical Bayes estimands, would be an interesting

z	$\#\{Z_i = z\}$	$\hat{\theta}_{\text{NPMLE}}(z)$	F-localization $\mathcal{I}_\alpha(z)$	AMARI $\mathcal{I}_\alpha(z)$
0	103704	0.14	0.13 – 0.14	0.13 – 0.14
1	14075	0.25	0.23 – 0.27	0.24 – 0.26
2	1766	0.44	0.36 – 0.53	0.38 – 0.49
3	255	0.69	0.48 – 0.94	0.53 – 0.91
4	45	0.82	0.52 – 1.64	0.58 – 1.39
≥ 5	8			

Table 2: **Empirical Bayes confidence intervals in an actuarial application.** The first two columns report the number of claims z made in 1961 by 119853 holders of a Swiss automobile insurance policy [Bichsel, 1964]. The next column reports the nonparametric maximum likelihood (NPMLE) point estimates of the posterior mean $\theta_G(z) = \mathbb{E}_G[\mu \mid Z = z]$ under model (1) with $Z \mid \mu \sim \text{Poisson}(\mu)$. The last two columns report the two types of confidence intervals developed in this work; the F -localization intervals (Section 2) and AMARI intervals (Section 4).

topic for further investigation. Given the generality of (1), we suspect it may be difficult to develop a unified theory of optimality, and here focus on developing the first general methodology for intervals with the coverage property (2) that lead to useful confidence statements in applied situations (cf. Sections 5 and 6).

Conceptually, our AMARI intervals build on recent work by Noack and Rothe [2019], who consider inference of average treatment effects in the fuzzy regression discontinuity design. There, the estimand also takes the form of a ratio of two linear functionals as in (12). Noack and Rothe [2019] name their approach after Anderson and Rubin [1949], who develop confidence intervals in the linear instrumental variable model, and so similarly we acknowledge Anderson and Rubin [1949] as part of the acronym AMARI.

1.2 Example: Predicting automobile insurance claims

We provide a first illustration of the form of our confidence intervals in the setting of Example 1, i.e., we conduct inference for the posterior mean in the Poisson model. This setting is easy, as parametric rates may be attained, but nevertheless it demonstrates the usefulness of our intervals. Our application is based on the historical work of Bichsel [1964], who developed a theoretical framework for assigning automobile insurance premium rates, in a way that accounts for the claims experience of each individual. He analyzed a dataset (Table 2) of claims made in the year 1961 by holders of a Swiss automobile insurance policy. Bichsel [1964] posited that each insurance holder i has a latent underlying risk profile $\mu_i \sim G$, and the number of claims in a given year is distributed as $\text{Poisson}(\mu_i)$. Letting Z_i be the number of claims in 1961, his goal was to predict the number of claims Z'_i in the next year, assuming that $Z_i, Z'_i \mid \mu_i \stackrel{\text{iid}}{\sim} \text{Poisson}(\mu_i)$. The mean squared error optimal prediction for Z'_i is equal to $\theta_G(Z_i)$, where $\theta_G(z) = \mathbb{E}_G[Z'_i \mid Z_i = z] = \mathbb{E}_G[\mu_i \mid Z_i = z]$. G is not known, however, and so Bichsel considered an empirical Bayes approach.

A popular way to address this empirical Bayes problem in a nonparametric way² is to first estimate G through the nonparametric maximum likelihood estimator (NPMLE)

²In his work, Bichsel modeled G parametrically as a Gamma distribution with unknown parameters.

of Kiefer and Wolfowitz [1956] and Simar [1976]: One first estimates \hat{G} as the maximizer of the marginal log-likelihood $\sum_i \log(f_G(Z_i))$ with respect to all possible prior distributions G . Then, with \hat{G} in hand, one estimates $\theta_G(z)$ through the plug-in principle, i.e., $\hat{\theta}_G(z) = \theta_{\hat{G}}(z)$ (shown in the third column of Table 2). Existing work, however, has left open the problem of building associated confidence intervals.

The methods developed in this paper let us address this issue, and to non-parametrically assess our uncertainty about $\theta_{G(z)}$. Such information is crucial in the above example, especially if the estimated shrinkage rule is used to inform policy decisions. The last two columns of Table 2 show the two confidence intervals (F -localization and AMARI) that we propose. The assumption we made in forming these intervals is that $G \in \mathcal{G} = \mathcal{P}([0, 5])$ from (5). As expected, AMARI leads to shorter intervals, but the F -localization intervals have simultaneous coverage for all z . The intervals from both methods account for both bias and variance.

1.3 Related Work

As discussed briefly above, the empirical Bayes principle has spurred considerable interest over several decades. One of the most successful applications of this idea involves compound estimation of a high-dimensional Gaussian mean: We observe $\mathbf{Z} \sim \mathcal{N}(\boldsymbol{\mu}, I)$, and want to recover $\boldsymbol{\mu}$ under squared error loss. If we assume that the individual μ_i are drawn from a prior G , then empirical Bayes estimation provides a principled shrinkage rule [Efron and Morris, 1973, Efron, 2011], whose theoretical properties are well-understood [Brown and Greenshtein, 2009, Jiang and Zhang, 2009]. The compound estimation problem when the individual Z_i are Poisson, is also reasonably well understood [Brown et al., 2013].

The more general empirical Bayes problem (1) has raised interest in applications [Efron, 2012, 2016, Stephens, 2016, Koenker and Gu, 2017]; however, the accompanying formal results are less comprehensive. Muralidharan [2012] considered compound estimation in (1), when $p(\cdot | \mu)$ is a one-dimensional exponential family. For $p(\cdot | \mu) = p(\cdot - \mu)$, a smooth location family, some authors, including Butucea and Comte [2009], Pensky [2017], have considered rate-optimal estimation of linear functionals of G ; and their setup covers, for example, the numerator $a_G(z)$ in (12). The main message of these papers, however, is rather pessimistic: For example, Pensky [2017] shows that for many linear functionals, the minimax rate for estimation in mean squared error over certain Sobolev classes \mathcal{G} is logarithmic (to some negative power) in the sample size.

In this paper, we study a closely related problem but take a different point of view. Even if minimax rates of optimal point estimates $\hat{\theta}(z)$ may be extremely slow (or even if estimands are only partially identified), we seek confidence intervals for $\theta_G(z)$ that still achieve accurate coverage in reasonable sample sizes and explicitly account for bias. The results of Butucea and Comte [2009] and Pensky [2017] imply that the width of our confidence intervals must go to zero very slowly in general; but this does not mean that our intervals cannot be useful in finite samples (and, in fact, our real data applications in Section 5 and numerical experiments in Section 6 suggest that they can be).

To the best of our knowledge, with the exception of a handful of special cases, the problem of nonparametric inference in empirical Bayes problems has been left unexplored. Furthermore, practitioners using empirical Bayes ideas typically do not conduct inference and instead only consider point estimates of functionals of the unknown prior G . Among recent empirical Bayes works, Efron [2014, 2016] has advocated for estimating (and reporting) the variance of empirical Bayes estimates $\hat{\theta}(z)$, and then using these variance estimates

for uncertainty quantification. Such intervals, however, do not account for bias and so could only achieve valid coverage via undersmoothing; and it is unclear how to achieve valid undersmoothing in practice, noting the very slow rates of convergence in empirical Bayes problems. Efron [2014, 2016] himself does not suggest his intervals be combined with undersmoothing, and rather uses them as pure uncertainty quantification tools.

The two notable existing results for inference as in (2) concern the posterior mean in the Binomial [Lord and Cressie, 1975, Lord and Stocking, 1976] and Poisson problems [Robbins, 1980, Karlis et al., 2018]. The F -localization approach we propose, generalizes the approach of Lord and Cressie [1975] and Lord and Stocking [1976] for inference of the posterior mean in the Binomial problem to the general empirical Bayes problem (1). We provide more details regarding this connection at the end of Section 2.1, and in Section 5.1 we revisit the data application of Lord and Cressie [1975]. The Poisson posterior mean problem (Example 1) is special, and particularly amenable to the task of forming confidence intervals (2), because of the existence of Robbins’ formula (3). Robbins [1980] considered confidence intervals based on the joint central limit theorem for $\#\{Z_i = z\}/n$ and $\#\{Z_i = z + 1\}/n$, the delta method and his formula (3). Karlis, Tzougas, and Frangos [2018] proposed a refinement of the intervals of Robbins [1980], motivated by an actuarial application similar to the one in Section 1.2.

A seemingly related task to (2) is the construction of empirical Bayes intervals \mathcal{I}_i for the parameters μ_i , i.e., intervals with the property that $\mathbb{P}_G[\mu_i \in \mathcal{I}_i] \geq 1 - \alpha$, where the randomness is taken with respect to both G and $p(\cdot | \mu_i)$ in (1), see e.g., Cox [1975], Laird and Louis [1987], Armstrong, Kolesár, and Plagborg-Møller [2020] for some proposals. This is also a problem of scientific interest; however it is different from the problem we consider. For example, in Section 1.2 we sought to form confidence intervals for the regression function $\mathbb{E}_G[\mu_i | Z_i = z]$ rather than for the individual μ_i s themselves.

From a methodological perspective, our work relies upon advances in convex programming and is inspired by Koenker and Mizera [2014], who demonstrated that it is fruitful to revisit traditional ideas in empirical Bayes estimation through the lens of modern convex optimization. The F -localization approach requires solving two linear programs (or more generally, quasi-convex programs, cf. Section 2) to determine the smallest and largest values of $\theta_G(z)$ consistent with the F -localization $\mathcal{F}_n(\alpha)$. AMARI, our second approach, builds heavily on the literature on affine minimax estimation of linear functionals in Gaussian problems. Donoho [1994] and related papers [Armstrong and Kolesár, 2018, Cai and Low, 2003, Donoho and Liu, 1991, Low, 1995, Johnstone, 2011] show that there exist affine estimators that achieve quasi-minimax performance and can be efficiently derived via convex programming. In turn, such affine estimators have recently proven useful for statistical inference in a number of settings, such as semiparametrics [Hirshberg and Wager, 2018, Kallus, 2020] and regression discontinuity designs [Armstrong and Kolesár, 2018, Imbens and Wager, 2019, Eckles et al., 2020].

2 Simultaneous confidence intervals through F -localization

In this section we discuss our first approach, namely F -localization confidence intervals. The key idea is to ‘localize’ the marginal distribution F_G with high probability, i.e., to construct a set $\mathcal{F}_n(\alpha)$ (9) such that $F_G \in \mathcal{F}_n(\alpha)$ with (asymptotic) probability at least $1 - \alpha$. $\mathcal{F}_n(\alpha)$ then implies a confidence set $\{G \in \mathcal{G} : F_G \in \mathcal{F}_n(\alpha)\}$ for G , which we project to form confidence intervals for $\theta_G(z)$ as in (10).

A convenient and universal F -localization proceeds by restricting F to be in a ball around the empirical distribution function $\hat{F}_n(t) = \frac{1}{n} \sum_{i=1}^n \mathbf{1}(Z_i \leq t)$ with respect to the Kolmogorov-Smirnov distance,

$$\mathcal{F}_n^{\text{DKW}}(\alpha) = \left\{ F \text{ distribution} : \sup_{t \in \mathbb{R}} |F(t) - \hat{F}_n(t)| \leq \sqrt{\log(2/\alpha)/(2n)} \right\}. \quad (18)$$

By Massart’s tight constant for the Dvoretzky–Kiefer–Wolfowitz (DKW) inequality [Massart, 1990], the above is a finite-sample F -localization, i.e., $\mathbb{P}_G[F_G \in \mathcal{F}_n^{\text{DKW}}(\alpha)] \geq 1 - \alpha$ for all n and for any choice of $p(\cdot | \mu)$ in (1).

This construction is rooted in empirical Bayes tradition: In his discussion, Robbins [1956], suggests that one could achieve asymptotically optimal empirical Bayes regret³ by choosing \hat{G} such that $\sup_t |F_{\hat{G}}(t) - \hat{F}_n(t)| \leq c_n$, with $c_n \rightarrow 0$ as $n \rightarrow \infty$ and then using a plug-in estimate of the posterior mean $\hat{\theta}(z) = \theta_{\hat{G}}(z)$; see also Donoho and Reeves [2013] for a modern refinement and implementation to achieve optimal empirical Bayes regret in the Gaussian problem⁴.

The optimization problem (10) defining $\hat{\theta}_\alpha^+(z)$ (and similarly for $\hat{\theta}_\alpha^-(z)$) can be readily solved using modern convex optimization solvers, as long as \mathcal{G} can be efficiently discretized (cf. Supplement C.2). The simplest case occurs when \mathcal{G} and $\mathcal{F}_n(\alpha)$ may be represented by linear constraints. In that case, we may use the Charnes and Cooper [1962] transformation for linear-fractional programming and compute $\hat{\theta}_\alpha^+(z)$ by solving a linear program. As a concrete example (see (23) below for the general case), consider the prior class $\mathcal{G} = \mathcal{P}(\mathcal{K})$ from (5) with $\mathcal{K} = \{\mu_1, \dots, \mu_p\}$ a finite set. Then, we can compute $\hat{\theta}_\alpha^+(z)$ by solving a linear program with variables $\zeta \geq 0$ and g_j , $j = 1, \dots, p$:

$$\begin{aligned} \max. \quad & \sum_{j=1}^p h(\mu_j) p(z | \mu_j) g_j \\ \text{s.t.} \quad & \sum_{j=1}^p g_j = \zeta, \quad g_j \geq 0, \quad j = 1, \dots, p, \quad \zeta \geq 0, \quad \sum_{j=1}^p p(z | \mu_j) g_j = 1 \\ & \sup_{t \in \mathbb{R}} \left| \sum_{j=1}^p g_j \int_{(-\infty, t]} p(\tilde{z} | \mu_j) d\lambda(\tilde{z}) - \zeta \hat{F}_n(t) \right| \leq \zeta \cdot \sqrt{\log(2/\alpha)/(2n)}. \end{aligned} \quad (19)$$

2.1 Refined F -localization

The F -localization (18) is universal, and so works for any choice of likelihood $p(\cdot | \mu)$ in (1). In some settings, however, it is also possible to construct F -localizations that are tailored towards properties of a specific choice of likelihood $p(\cdot | \mu)$. We provide two such constructions in this section, the Gauss and χ^2 F -localizations. Empirically we observe that our tailored F -localizations outperform (18) in terms of the length of (10) for the empirical Bayes estimands we consider in our data examples (Section 5) and simulations (Section 6).

³That is, to learn a denoiser $\hat{\theta}(z)$ such that $\mathbb{E}[(\mu - \hat{\theta}(Z))^2]$ converges to the mean squared error Bayes risk for estimating μ in model (1).

⁴For the task of inference, Anderson [1969] suggested to use the DKW band to form confidence intervals, valid in finite-samples, for the mean of a $[0, 1]$ -valued random variable, by taking the minimum, resp. maximum of $\int z dF(z)$ subject to $F \in \mathcal{F}_n^{\text{DKW}}(\alpha)$ and F supported on $[0, 1]$; cf. Romano and Wolf [2000]. Brennan et al. [2020] also applied Anderson’s approach to form confidence intervals for $\mathbb{P}_G[\mu > \gamma]$, $\gamma > 0$, in the empirical Bayes problem (1).

It is an interesting future theoretical question to determine how one should choose the F -localization to direct power towards specific empirical Bayes estimands and likelihoods. However such considerations are outside the scope of this work.

Gauss- F -localization: Our first tailored F -localization is applicable in the Gaussian empirical Bayes problem, i.e., (1) with $Z | \mu \sim \mathcal{N}(\mu, \sigma^2)$ with known noise variance $\sigma^2 > 0$. In this case, the marginal density f_G is the convolution of G with the Gaussian density, and so is extremely smooth and can be estimated at quasi-parametric rates [Kim, 2014]. Here we build on this observation and seek to construct confidence intervals in terms of $\|f\|_{\infty, M} := \sup_{z \in [-M, M]} |f(z)|$, the supremum norm for the Lebesgue density of F on the compact set $[-M, M]$, $M > 0$. To this end, we first form point estimates of $f_G(\cdot)$ using the kernel density estimator (KDE)

$$\hat{f}_n^K(z) = \frac{1}{nh_n} \sum_{i=1}^n K\left(\frac{Z_i - z}{h_n}\right), \quad K(z) = \frac{\sin^2(1.1z/2) - \sin^2(z/2)}{\pi z^2/20}, \quad h_n = \frac{\sigma}{\sqrt{\log(n)}}. \quad (20)$$

$K(\cdot)$ is a smoothing kernel of infinite order⁵ that was studied by Politis and Romano [1993]. We form confidence bands using Efron's multinomial bootstrap [Efron, 1979]. In the b -th bootstrap resample, we draw $(W_1^b, \dots, W_n^b) \sim \text{Multinomial}(n, (1/n, \dots, 1/n))$ and compute

$$\hat{c}_n^b = \left\| \hat{f}_n^K - \hat{f}_n^{K,b} \right\|_{\infty, M}, \quad \hat{f}_n^{K,b}(z) = \frac{1}{nh_n} \sum_{i=1}^n W_i^b K\left(\frac{Z_i - z}{h_n}\right). \quad (21)$$

The proposition below defines the Gauss- F -localization and proves its asymptotic validity.

Proposition 1 (Coverage of $\|\cdot\|_{\infty, M}$ localization in the Gaussian empirical Bayes problem). *Assume (1) holds with $p(\cdot | \mu) = \mathcal{N}(\mu, \sigma^2)$. Let $\hat{c}_n(\alpha)$ be the $(1 - \alpha)$ -quantile of \hat{c}_n^b with respect to the Bootstrap distribution in (21). Then,*

$$\mathcal{F}_n^{\text{Gauss}}(\alpha) = \left\{ F \text{ distribution with Lebesgue density } f : \left\| f - \hat{f}_n^K \right\|_{\infty, M} \leq \hat{c}_n(\alpha) \right\} \quad (22)$$

asymptotically covers the true distribution at level $1 - \alpha$, in the sense of (9).

Similarly to (18), (22) also enforces linear constraints on F_G , $G \in \mathcal{G}$. Hence, if \mathcal{G} may be represented using linear constraints, then an analogous linear program to (19) can be used to compute $\hat{\theta}_\alpha^+(z)$. More generally, whenever \mathcal{G} and $\mathcal{F}_n(\alpha)$ may be represented by linear constraints, then, by the Charnes and Cooper [1962] transformation, $\hat{\theta}_\alpha^+(z)$ (10) may be computed by the following linear program,

$$\begin{aligned} \hat{\theta}_\alpha^+(z) &= \sup \left\{ a_{\tilde{G}}(z) \mid f_{\tilde{G}}(z) = 1, \tilde{G} \in \zeta \mathcal{G}(\mathcal{F}_n(\alpha)), \zeta \geq 0 \right\}, \text{ where} \\ \zeta \mathcal{G}(\mathcal{F}_n(\alpha)) &= \left\{ \zeta \cdot G \mid G \in \mathcal{G}(\mathcal{F}_n(\alpha)) \right\}, \quad f_{\tilde{G}}(z) = \int p(z | \mu) d\tilde{G}(\mu), \quad a_{\tilde{G}}(z) = \int h(\mu) p(z | \mu) d\tilde{G}(\mu). \end{aligned} \quad (23)$$

⁵ $K(\cdot)$ is a superkernel [Devroye, 1992], i.e., it is absolutely integrable, integrates to 1 and its characteristic function is equal to 1 on $[-1, 1]$.

χ^2 - F -localization: Our second construction pertains to categorical likelihoods, i.e., when $Z_i \in \mathcal{Z}$ and \mathcal{Z} is a finite set with $\#\mathcal{Z} = N + 1$, $N \in \mathbb{N}$. It is based on Pearson’s χ^2 distance,

$$\mathcal{F}_n^{\chi^2}(\alpha) = \left\{ F \in \mathcal{P}(\mathcal{Z}) \text{ with pmf } f : \sum_{z=0}^N \frac{(n\hat{f}_n(z) - nf(z))^2}{nf(z)} \leq \chi_{N,1-\alpha}^2 \right\}, \quad (24)$$

where $\hat{f}_n(z) = \#\{Z_i = z\}/n$ is the empirical probability of z and $\chi_{N,1-\alpha}^2$ is the $1-\alpha$ quantile of the χ^2 distribution with N degrees of freedom. The validity of (24) in the sense of (9) follows from standard asymptotics in categorical data analysis [Agresti, 2013] and coverage will (approximately) hold in finite samples as long as $n \cdot f_G(z)$ is sufficiently large for all z .

The χ^2 - F -localization approach to inference in the empirical Bayes problem is not new. Lord and Cressie [1975] and Lord and Stocking [1976] considered the Binomial problem with $Z_i | \mu_i \sim \text{Binom}(N, \mu_i)$ for $N \in \mathbb{N}$ and $\mathcal{G} = \mathcal{P}([0, 1])$. They suggested to form confidence intervals for the posterior mean $\theta_G(z) = \mathbb{E}_G[\mu | Z = z]$ by the F -localization approach (10) with $\mathcal{F}_n(\alpha)$ as in (24)⁶. For the F -localization intervals in the introductory Poisson example (Table 2), we used the χ^2 F -localization with categories $0, \dots, 4$ and grouping all observations $Z_i \geq 5$ as a sixth category.

We note that for the χ^2 - F -localization, we cannot solve (10) through the Charnes-Cooper transformation (23). Nevertheless, the resulting optimization problem is quasi-convex and tractable through parametric convex programming; see Supplement C.1 for details.

3 Inference for linear functionals of G

Our next goal is to develop the AMARI approach for targeted inference about $\theta_G(z)$. However, as a preliminary for this task, we need to develop some general results on inference for general linear functionals $L(G)$ in the empirical Bayes problem; and this will be the focus of this Section. Formally, $L(\cdot)$ is a map from $\mathcal{G} \rightarrow \mathbb{R}$, that is linear in G , i.e.,

$$L(\lambda G + (1 - \lambda)\tilde{G}) = \lambda L(G) + (1 - \lambda)L(\tilde{G}) \text{ for all } G, \tilde{G} \in \mathcal{G}, \lambda \in [0, 1]. \quad (25)$$

The main reason we are interested in confidence intervals for $L(G)$ is that we will use these as building blocks of the AMARI intervals for $\theta_G(z)$ in Section 4. Nevertheless, we note that the class (25) includes functionals that are interesting in their own right. Some examples of linear functionals of interest include $L(G) = \mathbb{P}_G[\mu = 0]$ (the proportion of null effects), $L(G) = \mathbb{P}_G[\mu \geq 0]$ (the proportion of non-negative effects), and $L(G) = \mathbb{E}_G[\mu^2]$ (the second moment of the prior). Inference for $\mathbb{P}_G[\mu \geq 0]$ has been considered for example by Es and Uh [2005], Dattner, Goldenshluger, and Juditsky [2011], Efron [2016], Brennan, Vinayak, and Jamieson [2020].

One way to form confidence intervals for $L(G)$ is through simpler versions of our F -localization methods; (10) will typically directly reduce to a linear programming problem without requiring the Charnes and Cooper [1962] transformation. As in Section 2, such intervals have simultaneous coverage over all possible choices of linear functionals, but can be overly wide for a specific linear functional $L(G)$. Instead, the intervals we develop in this section are targeted towards a specific linear functional and so can be shorter.

⁶It may seem surprising that Lord and Cressie [1975] consider only the case of a Binomial likelihood, $\mathcal{G} = \mathcal{P}([0, 1])$ and posterior mean estimands. One reason is that they devise a numerical scheme for computing (10) that heavily relies on these choices and does not generalize to more general settings, cf. Section 5.1.

Our key idea is to estimate $L(G)$ with an estimator that is *minimax* optimal for a localized worst-case bias / variance objective among the class of *affine* estimators of the form $\hat{L} = \sum Q(Z_i)/n$ (14), building on the work of Donoho [1994]⁷. We then form a bias-aware confidence interval (17), centered at our point estimate \hat{L} , and inflated to account not only for the variance of \hat{L} , but also for its worst-case bias. Our solution to the problem of inference for linear functionals of G may be of independent interest, but we do not pursue it further here (beyond using it as a building block of AMARI in Section 4).

3.1 Affine minimax inference for linear functionals

We now provide the details for our *affine minimax* approach to inference for linear functionals $L(G)$ of G . We first seek a point estimate \hat{L} of $L(G)$ that is of the form $\hat{L} = \sum Q(Z_i)/n$ (14), for a choice of $Q(\cdot)$ that balances a worst-case bias and variance tradeoff. Both $Q(\cdot)$ and the bias-variance objective it optimizes are derived in a data-driven way. To this end, we assume that we have access to a pilot F -localization $\mathcal{F}_n = \mathcal{F}_n(\alpha_n)$ with $\alpha_n \rightarrow 0$ and a pilot estimate $\bar{f}_n(\cdot)$ of the marginal density $f_G(\cdot)$ (8). \mathcal{F}_n could be, for example, any of the F -localizations described in Section 2. For $\bar{f}_n(\cdot)$ we use the minimum distance method of Wolfowitz [1957] based on the Kolmogorov-Smirnov distance,⁸

$$\bar{f}_n(z) = f_{\hat{G}_n}(z), \quad \hat{G}_n \in \operatorname{argmin}_{G \in \mathcal{G}} \left\{ \sup_{t \in \mathbb{R}} |F_G(t) - \hat{F}_n(t)| \right\}. \quad (26)$$

With \mathcal{F}_n, \bar{f}_n in hand, we proceed as follows: first, to avoid regularity issues at infinity and so that our inference is not unduly sensitive to outliers, we let $M > 0$ be a (large) constant, and only choose $Q(\cdot)$ over functions that are constant outside the interval $[-M, M]$. Next, we choose $Q(\cdot)$ as the solution of the following min-max optimization problem,

$$\operatorname{argmin}_Q \left\{ \sup \left\{ (\mathbb{E}_G [Q(Z_i)] - L(G))^2 : G \in \mathcal{G}_n \right\} : Q(z) \text{ constant for } z \notin [-M, M], \right. \\ \left. \int Q^2(z) \bar{f}_n(z) d\lambda(z) - \left(\int Q(z) \bar{f}_n(z) d\lambda(z) \right)^2 \leq n\Gamma_n \right\}, \quad (27)$$

where Γ_n enables trading-off worst-case bias against variance and $\mathcal{G}_n = \mathcal{G}(\mathcal{F}_n)$ (11). We note that Problem (27) is not concave in G , and so, standard results for min-max convex-concave optimization problems are not applicable. Instead, we can optimize for $Q(\cdot)$ using an elegant construction of Donoho [1994] that formalizes a powerful heuristic due to Charles Stein, whereby it suffices to optimize (27) over the hardest one-dimensional subfamily in \mathcal{G}_n . Below, we provide a cursory overview of the approach, in as much as is required to state formal guarantees for the confidence intervals (17). We refer the interested reader to Donoho [1994] and Supplement B.2 for further details in the context of our application; see also Donoho and Liu [1989], Low [1995], Armstrong and Kolesár [2018]⁹.

⁷This class is convenient because it enables explicit control of the worst case bias (16) and it is broad enough to include kernel density estimators as in (20) and the Fourier estimators of Butucea and Comte [2009], Pensky [2017]. The latter provably attain minimax optimal rates for estimation of linear functionals of G in the empirical Bayes problem, when $p(\cdot | \mu)$ is a smooth location family.

⁸Case-by-case constructions would be possible here too or one could use the NPMLE.

⁹The simplest setting considered by Donoho [1994] is the following: We observe a random vector $Y \sim \mathcal{N}(Kv, \sigma^2 I_{m \times m})$, $m \in \mathbb{N}$ for some unknown $v \in \mathcal{V}$ and known K, σ^2 and want to estimate $\theta = a^\top v$ with a known. Then, whenever \mathcal{V} is convex, there exists an affine estimator, i.e., an estimator of the form

First, to (formally) enforce $Q(\cdot)$ to be constant outside $[-M, M]$ as in (27), we (formally) censor Z in (1) and define

$$Z^M = Z \text{ if } Z \in [-M, M], \quad Z^M = \triangleleft \text{ if } Z < -M, \quad Z^M = \triangleright \text{ if } Z > M, \quad (28)$$

and seek to construct $Q : \{\triangleleft, \triangleright\} \cup [-M, M] \rightarrow \mathbb{R}$. Z^M has conditional density $p^M(z | \mu) = p(z | \mu)$ for $z \in [-M, M]$, $p^M(\triangleleft | \mu) = \int_{(-\infty, -M)} p(z | \mu) d\lambda(z)$ and $p^M(\triangleright | \mu) = \int_{(M, \infty)} p(z | \mu) d\lambda(z)$ with respect to the measure $\lambda^M = \delta_{\triangleleft} + \delta_{\triangleright} + \lambda$, where δ_x is a point mass at x . The true marginal density f_G^M (and estimated density \bar{f}_n^M) of Z^M is supported on $\{\triangleleft, \triangleright\} \cup [-M, M]$ with $f_G^M(\triangleleft) = \int_{(-\infty, -M)} f(z) dz$, $\bar{f}_n^M(\triangleleft) = \int_{(-\infty, -M)} \bar{f}_n(z) dz$, and similarly for \triangleright and $z \in [-M, M]$.

As is common in the literature on affine estimation [Donoho, 1994, Low, 1995, Armstrong and Kolesár, 2018], the modulus of continuity $\omega_n(\delta)$, defined as the supremum,

$$\sup \left\{ L(G_1) - L(G_{-1}) \mid G_1, G_{-1} \in \mathcal{G}_n, n \cdot \int \frac{(f_{G_1}^M(z) - f_{G_{-1}}^M(z))^2}{\bar{f}_n^M(z)} d\lambda^M(z) \leq \delta^2 \right\}, \quad (29)$$

plays a key role in our analysis and computation. We say that the modulus problem (29) is solvable at $\delta > 0$ if there exist $G_1^\delta, G_{-1}^\delta \in \mathcal{G}_n$ such that $|L(G_1^\delta)|, |L(G_{-1}^\delta)| < \infty$ and

$$L(G_1^\delta) - L(G_{-1}^\delta) = \omega_n(\delta), \quad n \cdot \int (f_{G_1^\delta}^M(z) - f_{G_{-1}^\delta}^M(z))^2 / \bar{f}_n^M(z) d\lambda^M(z) = \delta^2, \quad (30)$$

and we call $G_1^\delta, G_{-1}^\delta$ solutions of $\omega_n(\delta)$. $\omega_n(\delta)$ has the following two properties:

First, $\omega_n(\delta)$ is concave in $\delta > 0$. Consequently [Rockafellar, 1970], there exists a (not necessarily unique) element $\omega'_n(\delta)$ that belongs to the superdifferential of ω_n at $\delta > 0$ ¹⁰. Second, let $G_0^\delta = (G_1^\delta + G_{-1}^\delta)/2$ and define $Q(\cdot) = Q(\cdot; \delta) = Q(\cdot; \delta, \omega'_n(\delta), G_1^\delta, G_{-1}^\delta)$ as,

$$\frac{n \cdot \omega'_n(\delta)}{\delta} \left\{ \frac{f_{G_1^\delta}^M(\cdot) - f_{G_{-1}^\delta}^M(\cdot)}{\bar{f}^M(\cdot)} - \int \frac{(f_{G_1^\delta}^M(z) - f_{G_{-1}^\delta}^M(z)) f_{G_0^\delta}^M(z)}{\bar{f}^M(z)} d\lambda^M(z) \right\} + L(G_0^\delta). \quad (31)$$

This function is optimal for the min-max problem (27) at $\Gamma_n = \Gamma_n(\delta) = \omega'_n(\delta)^2$. The worst-case squared-bias \hat{B}^2 (16) of $Q(\cdot)$ over \mathcal{G}_n is equal to $(\omega_n(\delta) - \delta \omega'_n(\delta))^2/4$.

This result has two key implications that are relevant to us. First, from a practical perspective, we are provided with a concrete numerical routine for computing a solution $Q(\cdot)$ to (27) and its worst-case bias \hat{B} (16): We need to solve (29), a second order conic program (SOCP) [Boyd and Vandenberghe, 2004] that is tractable by modern conic optimizers, such as MOSEK [ApS, 2020] (see Supplement D for implementation details including discretization considerations). Second, from a theoretical perspective, the explicit representation of $Q(\cdot)$ in (31) enables verifying a central limit theorem for \hat{L} (14) and hence, the asymptotic validity of our proposed confidence intervals.

Theorem 2 (Central limit theorem for affine minimax estimator). *Assume that for all $\tilde{G} \in \mathcal{G}$, the linear functional $L(\tilde{G})$ is well-defined with $\sup_{\tilde{G}} |L(\tilde{G})| < \infty$ and that $f_{\tilde{G}}^M(\cdot) \in \mathcal{L}^2(\lambda^M)$. Furthermore, assume that,*

¹⁰ $\hat{\theta} = \beta + \gamma^\top Y$ for some non-random vector γ and constant β , that is within a factor 1.25 of being minimax among all estimators (including non-linear ones). $\hat{\theta}$ can be derived via convex programming. This problem is different than ours. The main insight, however, is that estimators (14) of linear functionals in the empirical Bayes problem (1), and affine estimators in the Gaussian decision problem of Donoho [1994], are closely related via the white noise limit for density estimation; see Donoho and Liu [1989].

¹⁰ That is, $\omega'_n(\delta)$ satisfies, $\omega_n(\delta) \leq \omega_n(\delta) + \omega'_n(\delta)(\delta - \delta)$ for all $\delta > 0$.

A. For each n , the modulus problem (29) has solutions $G_1^{\delta_n}, G_{-1}^{\delta_n}$ at $\delta_n \in [\delta^\ell, \delta^u]$, where $\delta^\ell, \delta^u \in (0, \infty)$ are fixed (i.e., do not change with n).

B. G lies in the convex set of distributions \mathcal{G} ($G \in \mathcal{G}$).

C. There exists $\eta > 0$ s.t. $\inf_{z \in \{\llbracket \cdot \rrbracket\} \cup [-M, M]} \{f_G^M(z)\} > \eta$.

D. \mathcal{F}_n and \bar{f}_n^M are independent of Z_1, \dots, Z_n . \bar{f}_n^M is a density ($\int \bar{f}_n^M(z) d\lambda^M(z) = 1$ and $\bar{f}_n^M \geq 0$). It holds that $\mathbb{P}_G[A_n] \rightarrow 1$, where A_n is the event on which,

$$\left\| \bar{f}_n^M(\cdot) - f_G^M(\cdot) \right\|_\infty \leq c_n, \quad \left\| f_{G_1^{\delta_n}}^M(\cdot) - f_{G_{-1}^{\delta_n}}^M(\cdot) \right\|_\infty \leq c_n, \quad F_G \in \mathcal{F}_n, \quad (32)$$

for a sequence of constants $c_n \rightarrow 0$ as $n \rightarrow \infty$.

Then, letting $Q(\cdot) = Q(\cdot; \delta_n)$ (31) and \hat{L} (14) the affine estimator of the linear functional $L(G)$, it holds that,

$$\left(\hat{L} - L(G) - \text{Bias}_G[Q, L] \right) / \hat{V}^{1/2} \xrightarrow{\mathcal{D}} \mathcal{N}(0, 1), \quad \mathbb{P}_G[|\text{Bias}_G[Q, L]| \leq \hat{B}] \rightarrow 1 \text{ as } n \rightarrow \infty,$$

where $\text{Bias}_G[Q, L] = \int Q(z) dF_G(z) - L(G)$. It follows that the intervals (17) provide asymptotically correct coverage of the target $L(G)$, i.e., $\liminf_{n \rightarrow \infty} \mathbb{P}_G[L(G) \in \mathcal{I}_\alpha] \geq 1 - \alpha^{11}$.

We emphasize that $Q(\cdot)$ changes with n , and so, the central limit theorem above is that of a triangular array. The statistical assumption driving Theorem 2 is Assumption B, namely that model (1) holds with $G \in \mathcal{G}$. Using a good choice of prior class \mathcal{G} is critical, and we discuss this choice further in Section 7. The rest of the assumptions are under control of the analyst and may be verified before any data analysis is conducted. Assumption A guarantees that we can solve (27) by convex programming, cf. Supplement B.2, and Assumption C is a mild overlap condition. Assumption D concerns the quality of the pilot localization \mathcal{F}_n and pilot density estimator \bar{f}_n . An important component of this assumption is that both \mathcal{F}_n and \bar{f}_n are independent of Z_1, \dots, Z_n . This can be achieved by sample-splitting, i.e., retaining a small fraction of the Z_i to estimate \mathcal{F}_n, \bar{f}_n . However, in practice, we use the same data twice and do not sample-split; we have not observed any overfitting or loss of coverage thereby.

We now verify that Assumption D, Equation (32), of the Theorem holds for the examples considered in this paper.

Proposition 3. Suppose we take α_n such that $\alpha_n \rightarrow 0$ and $n \cdot \alpha_n \rightarrow \infty$ as $n \rightarrow \infty$. Then, the condition $\mathbb{P}_G[A_n] \rightarrow 1$, where A_n is defined in (32) of Assumption D of Theorem 2, is satisfied in the following cases:

1. **Gaussian likelihood:** $Z \mid \mu \sim \mathcal{N}(\mu, \sigma^2)$, and we use the DKW (18) or the Gauss-F-localization (22) and \bar{f}_n is the minimum distance estimator (26).

¹¹Although the result stated only holds elementwise, we can obtain a uniform statement in the sense of, e.g., Robins and Van Der Vaart [2006] by adding slightly more constraints on the class \mathcal{G} . Specifically, consider $\mathcal{G}^\eta = \{G \in \mathcal{G} : \inf_{z \in \{\llbracket \cdot \rrbracket\} \cup [-M, M]} \{f_G^M(z)\} > \eta\}$, for some $\eta > 0$, i.e., qualitatively, prior distributions for which the induced marginal density cannot vanish anywhere. The proof of Theorem 2 implies that then the above statements apply uniformly over \mathcal{G}^η , $\liminf_{n \rightarrow \infty} \inf \{\mathbb{P}_G[L(G) \in \mathcal{I}_\alpha] : G \in \mathcal{G}^\eta\} \geq 1 - \alpha$, provided that $\mathbb{P}_G[A_n] \rightarrow 1$ uniformly in $G \in \mathcal{G}^\eta$, where A_n has been defined in the statement of Theorem 2.

Algorithm 1: Affine minimax confidence intervals for linear functionals $L(G)$.

- 1 Form a pilot estimate $\hat{f}_n(\cdot)$ of the marginal density $f_G(\cdot)$ as in (26) and a pilot F -localization (9) $\mathcal{F}_n = \mathcal{F}_n(\alpha_n)$.
- 2 Choose δ_n as in (33).
- 3 Solve the modulus problem (29) at δ_n and use the solution to compute $Q(\cdot)$ as in (31), as well as its worst-case bias \hat{B} .
- 4 Form the estimate \hat{L} of $L(G)$ as in (14) and its estimated variance \hat{V} as in (15).
- 5 Form bias-aware confidence intervals as in (17).

2. **Binomial or Poisson likelihood:** $Z \mid \mu \sim \text{Binom}(N, \mu)$ or $\sim \text{Poisson}(\mu)$, G is not degenerate¹² and we use the DKW (18) or the χ^2 - F -localization (24) (wherein, in the Poisson case, we treat all observations $> M$ as a single category) and \hat{f}_n is the minimum distance estimator (26).

One point of flexibility left open in Theorem 2 is how to choose the tuning parameter δ_n (or equivalently $\Gamma_n = \Gamma_n(\delta_n)$ from (27)). In practice we choose $\delta_n \in \Delta_{\text{grid}} := \{0.2, 0.4, \dots, 6.5, 6.7\}$, which minimizes the worst-case mean squared error,

$$(\omega_n(\delta) - \delta \omega'_n(\delta))^2 / 4 + \omega'_n(\delta)^2 = \sup \left\{ (\mathbb{E}_G [Q(Z_i; \delta)] - L(G))^2 : G \in \mathcal{G}_n \right\} + \Gamma_n(\delta). \quad (33)$$

Algorithm 1 summarizes our proposal for inference of linear functionals $L(G)$.

4 Pointwise confidence intervals with AMARI

In this section we return to our main task of forming confidence intervals for empirical Bayes estimands $\theta_G(z)$ and discuss our second approach, AMARI (Affine Minimax Anderson–Rubin Intervals). In contrast to the F -localization intervals, the AMARI intervals are targeted towards a specific empirical Bayes estimand and have a pointwise (rather than simultaneous) coverage guarantee. The upshot is that AMARI intervals can be substantially shorter.

The starting point for AMARI is (12), i.e., the fact that we can write the empirical Bayes estimand $\theta_G(z)$ as a ratio of linear functionals of G , $a_G(z)/f_G(z)$. Next, fix $c \in \mathbb{R}$ and write, $L(G) := \theta_G^{\text{lin}}(z; c) := a_G(z) - cf_G(z)$ as in (13). One may directly verify that $L(\cdot)$ is a linear functional of G , as defined in (25). The *Affine Minimax* component of the AMARI acronym refers to the fact that we will use the affine minimax approach of Section 3.1 to form confidence intervals $\mathcal{I}_\alpha^{\text{lin}}(z; c)$ for $\theta_G^{\text{lin}}(z; c)$, treating the latter as a generic linear functional $L(G)$. The *Anderson–Rubin* component of AMARI enables us to construct confidence intervals for $\theta_G(z)$ by lifting our intervals for $\theta_G^{\text{lin}}(z; c)$ following the approach of Noack and Rothe [2019], who in turn build upon Anderson and Rubin [1949] and Fieller [1954].

The following Corollary captures the basic idea of our approach:

Corollary 4. *Suppose that for each $c \in \mathbb{R}$, we construct a confidence interval $\mathcal{I}_\alpha^{\text{lin}}(z; c)$ for $\theta_G^{\text{lin}}(z; c)$ (13) following Algorithm 1. Suppose furthermore that the assumptions of Theorem 2*

¹²That is, $\mathbb{P}_G[\mu \in \{0, 1\}] < 1$ in the Binomial case, and $\mathbb{P}_G[\mu = 0] < 1$ in the Poisson case.

Algorithm 2: AMARI confidence intervals for empirical Bayes estimands $\theta_G(z)$

- 1 Construct a pilot F -localization $\mathcal{F}_n = \mathcal{F}_n(\alpha_n)$ at level α_n , as in Step 1 of Algorithm 1. Let $[c^\ell, c^u]$ be the F -localization interval (10) for $\theta_G(z)$ based on \mathcal{F}_n .
- 2 Apply Algorithm 1 to the linear functionals $\theta_G^{\text{lin}}(z; c^\ell)$ and $\theta_G^{\text{lin}}(z; c^u)$ defined in (13). Let Q^ℓ, Q^u be the corresponding affine minimax kernels, \hat{L}^ℓ, \hat{L}^u the point estimates (14), \hat{B}^ℓ, \hat{B}^u the worst case biases (16), \hat{V}^ℓ, \hat{V}^u the variances and $\widehat{\text{Cov}}[\hat{L}^\ell, \hat{L}^u] = \frac{1}{n(n-1)} [\sum_{i=1}^n Q^\ell(Z_i)Q^u(Z_i) - (\sum_{i=1}^n Q^\ell(Z_i))(\sum_{i=1}^n Q^u(Z_i))/n]$.
- 3 For $c = \kappa c^\ell + (1 - \kappa)c^u$, $\kappa \in [0, 1]$, let $\hat{L}^c = \kappa \hat{L}^\ell + (1 - \kappa)\hat{L}^u$, $\hat{B}^c = \kappa \hat{B}^\ell + (1 - \kappa)\hat{B}^u$, $\hat{V}^c = \kappa^2 \hat{V}^\ell + (1 - \kappa)^2 \hat{V}^u + 2\kappa(1 - \kappa)\widehat{\text{Cov}}[\hat{L}^\ell, \hat{L}^u]$ and $\tilde{\mathcal{I}}_\alpha(z; c) = \hat{L}^c \pm t_\alpha(\hat{B}^c, \hat{V}^c)$ as in (17).
- 4 Report the interval $\mathcal{I}_\alpha(z) = [\hat{\theta}_\alpha^-(z), \hat{\theta}_\alpha^+(z)]$, which is equal to,
$$\left[\inf \left\{ c \in [c^\ell, c^u] : 0 \in \tilde{\mathcal{I}}_\alpha(z; c) \right\}, \sup \left\{ c \in [c^\ell, c^u] : 0 \in \tilde{\mathcal{I}}_\alpha(z; c) \right\} \right] \cap [c^\ell, c^u].$$

hold for the linear functional $L(G) = \theta_G^{\text{lin}}(z; c^*)$, where $c^* = \theta_G(z)$. Then,

$$\liminf_{n \rightarrow \infty} \mathbb{P}_G[\theta_G(z) \in \mathcal{S}_\alpha(z)] \geq 1 - \alpha, \quad \mathcal{S}_\alpha(z) = \{c \in \mathbb{R} \mid 0 \in \mathcal{I}_\alpha^{\text{lin}}(z; c)\}. \quad (34)$$

Proof. By definition of c^* and $\mathcal{S}_\alpha(z)$, it holds that $\theta_G(z) \in \mathcal{S}_\alpha(z) \iff 0 \in \mathcal{I}_\alpha^{\text{lin}}(z; c^*)$. On the other hand, $\theta_G^{\text{lin}}(z; c^*) = a_G(z) - c^* f_G(z) = a_G(z) - (a_G(z)/f_G(z))f_G(z) = 0$, and therefore $\mathbb{P}_G[\theta_G(z) \in \mathcal{S}_\alpha(z)] = \mathbb{P}_G[\theta_G^{\text{lin}}(z; c^*) \in \mathcal{I}_\alpha^{\text{lin}}(z; c^*)]$. We conclude by Theorem 2. \square

We provide Corollary 4 for intuition. However, the confidence set $\mathcal{S}_\alpha(z)$ from (34) has some disadvantages. First, $\mathcal{S}_\alpha(z)$ will in general not be an interval. Second, computing the interval $\mathcal{I}_\alpha^{\text{lin}}(z; c)$, even for a single c , is computationally demanding and requires the solution of (29) along a grid of δ values (33), and so, computing $\mathcal{I}_\alpha^{\text{lin}}(z; c)$ for “all” values of c is not computationally tractable. Instead, in our actual implementation of AMARI, which we describe in Section 4.1 below, we use an “accelerated” Anderson-Rubin procedure that is computationally streamlined (we only need to form $\mathcal{I}_\alpha^{\text{lin}}(z; c)$ for two values of c), and leads to a confidence interval $\mathcal{I}_\alpha(z)$ for $\theta_G(z)$, rather than a confidence set¹³.

4.1 Implementation of Anderson-Rubin inversion for AMARI

We now describe our actual implementation of AMARI. The key intuition is that we start with a preliminary interval such that $\theta_G(z) \in [c^\ell, c^u]$ with high probability, and then find the affine minimax Q^ℓ, Q^u (27) for $\theta_G^{\text{lin}}(z; c^\ell)$, resp. $\theta_G^{\text{lin}}(z; c^u)$. Then, for any other c , say $c = \kappa c^\ell + (1 - \kappa)c^u$, $\kappa \in (0, 1)$, instead of resolving (27), we use $Q^c = \kappa Q^\ell + (1 - \kappa)Q^u$. The variance of Q^c then can be directly computed from the covariance of Q^ℓ, Q^u , and their individual variances, while the worst-case bias of Q^c can be upper bounded by the convex combination $\hat{B}^c = \kappa \hat{B}^\ell + (1 - \kappa)\hat{B}^u$ of the worst-case biases of Q^ℓ and Q^u . Algorithm 2 describes all steps of AMARI; we note that Step 4 can be computed efficiently using bisection, since the evaluation of $\tilde{\mathcal{I}}_\alpha(z; c)$ for different values of $c \in [c^\ell, c^u]$ is fast.

As a consequence of Theorem 2, we can now prove, that the AMARI confidence intervals asymptotically cover the empirical Bayes estimand $\theta_G(z)$.

¹³The “accelerated” Anderson-Rubin approach could be fruitful in other settings; for example it could allow replacing the local linear estimators in the fuzzy regression discontinuity approach of Noack and Rothe [2019] by the affine minimax estimators of Imbens and Wager [2019].

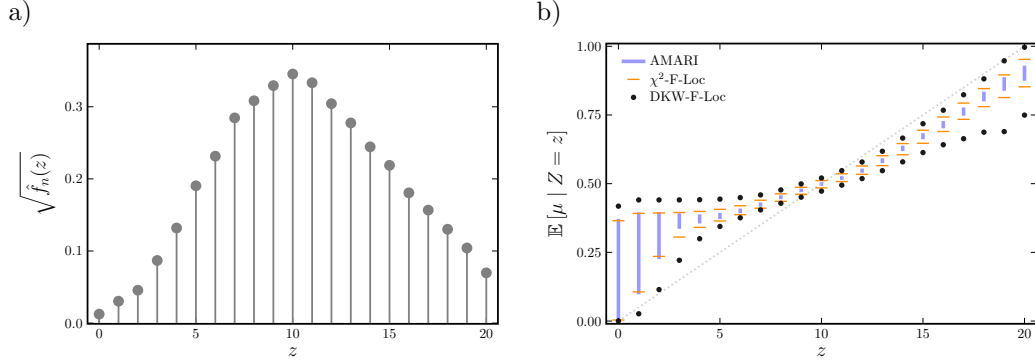


Figure 1: **Empirical Bayes confidence intervals in a psychometric test** with 20 questions taken by 12,990 students [Lord and Cressie, 1975]. **a)** $\hat{f}_n(z)^{1/2}$ vs. z , where $\hat{f}_n(z)$ is the proportion of students that answered z out of 20 questions correctly. **b)** 95% confidence intervals for the posterior mean $\theta_G(z) = \mathbb{E}_G[\mu | Z = z]$.

Theorem 5 (Coverage of AMARI intervals). *Consider the confidence intervals constructed in Algorithm 2. Suppose the pilot F -localization interval endpoints c^ℓ, c^u are finite for all n and let the assumptions of Theorem 2 hold for $L(G) = \theta_G^{\text{lin}}(z; c^\ell)$ and $L(G) = \theta_G^{\text{lin}}(z; c^u)$ ¹⁴. Furthermore, assume that Q^ℓ and Q^u are not perfectly anticorrelated, i.e., there exists $\varepsilon > 0$, such that, $\mathbb{P}_G[\widehat{\text{Cov}}[\hat{L}^\ell, \hat{L}^u]/(\hat{V}^u \hat{V}^\ell)^{1/2} \geq -1 + \varepsilon] \rightarrow 1$ as $n \rightarrow \infty$. Then, $\liminf_{n \rightarrow \infty} \mathbb{P}_G[\theta_G(z) \in \mathcal{I}_\alpha(z)] \geq 1 - \alpha$.*

The additional assumption of Theorem 5 on the correlation between Q^ℓ and Q^u is mild and can be verified from the data at hand; in our applications we found a strong positive correlation.

5 Empirical applications

In this section we apply the F -localization and AMARI intervals developed above to two different datasets. In our first application we consider the Binomial empirical Bayes problem and conduct inference for the posterior mean, while in the second application we consider the Gaussian empirical Bayes problem and conduct inference for the posterior mean and the local false sign rate.

5.1 Predicting student ability in psychometric tests

Lord and Cressie [1975] studied a dataset of scores by $n = 12,990$ students on a psychological test with $N = 20$ questions and posited that $Z_i | \mu_i \sim \text{Binom}(20, \mu_i)$, where μ_i is the ‘true-score’ of student i [Lord, 1969]. The empirical frequencies $\hat{f}_n(z) = \#\{Z_i = z\}/n$ of test scores are shown in Figure 1a). Panel b) shows three different types of 95% confidence intervals that make no assumptions on G , i.e., $G \in \mathcal{G} = \mathcal{P}([0, 1])$ (5). The χ^2 - F -localization intervals (24) were developed by Lord and Cressie [1975], Lord and Stocking [1976]. We

¹⁴The proof of Theorem 2 uses triangular array asymptotics, and so, the linear functional $L(G)$ may depend on n .

computed these intervals by grouping the lowest scores $z = 0$ and $z = 1$ together (to ensure the χ^2 -interval (24) has the right coverage) and then used the parametric convex programming approach from Supplement C.1 with the discretization $\mathcal{P}([0, 1]) \approx \mathcal{P}(\mathcal{K})$ and \mathcal{K} an equidistant grid on $[0, 1]$ with 300 points. The intervals agree with the ones reported in Lord and Cressie [1975]. The latter used a numerical optimization routine due to Martha Stocking that leveraged the fact that in the Binomial Empirical Bayes problem ($N = 20$) and when $\theta_G(z)$ is the posterior mean, then the worst case G in (10) must be discrete and supported on at most 11 points. Our convex programming approach allows any choice of $h(\cdot)$. We also report intervals based on the DKW- F -localization, as well as the AMARI intervals (with pilot χ^2 - F -localization using $\alpha_n = 0.01$).

Lord and Stocking [1976] were working for the Educational Testing Service (ETS) at the time and the following motivation for confidence intervals with the property (2) seems plausible: If the ETS were to use an estimate $\hat{\theta}(z)$ to assess each student’s true score, then it would be important to account for the uncertainty in estimating the regression function $\mathbb{E}_G[\mu | Z]$ due to both variability (which can be large even for large sample sizes, e.g., $n = 12,990$ in this example), as well as partial identification. For example, for low scores z , there is substantial uncertainty. For students with score $z = 0$, one could predict their true score as being almost 0, or one could predict their true score as better than random guessing (1/5); and both predictions would be consistent with the data. On the other hand, for intermediate values of z the intervals become substantially shorter. In this example we also observe that the DKW-localization intervals are overly wide. The AMARI intervals are substantially shorter than the χ^2 -intervals for most z ; at the cost of no longer being simultaneous.

5.2 Identifying genes associated with prostate cancer

Our next dataset is the ‘Prostate’ dataset [Efron, 2012, Singh et al., 2002], by now a classic dataset used to illustrate empirical Bayes principles. The dataset consists of Microarray expression levels measurements for $m = 6033$ genes of 52 healthy men and 50 men with prostate cancer. For each gene, a t-statistic T_i is calculated (based on a two-sample equal variance t-test) and finally z -scores are calculated as $Z_i = \Phi^{-1}(F_{100}(T_i))$, where Φ is the standard normal CDF and $F_{100}(\cdot)$ is the CDF of the t-distribution with 100 degrees of freedom. We posit $Z_i | \mu_i \sim \mathcal{N}(\mu_i, 1)$, where μ_i is the standardized effect size and is expected to be close to null for most genes [Efron, Tibshirani, Storey, and Tusher, 2001]. We seek to form confidence intervals for two empirical Bayes estimands.

Posterior mean: Suppose we observe $Z_i \gg 0$. It is well known that, due to selection bias, estimating $\hat{\mu}_i = Z_i$ is likely to be biased away from zero; however, as discussed in Efron [2011], the oracle Bayesian posterior means $\mathbb{E}_G[\mu_i | Z_i]$ act as estimates of μ_i that are immune to selection bias. The standard empirical Bayes approach provides point estimates of these oracle quantities by sharing information across genes, but the empirical Bayes estimation error may be rather opaque and so it is not clear to what extent the estimates $\mathbb{E}[\mu_i | Z_i]$ eliminate selection bias. In contrast, by using our confidence intervals, we can conservatively estimate $\mathbb{E}[\mu_i | X_i]$ by the lower end of the corresponding confidence bands.

Local False Sign Rate: The local false sign rate measures the posterior probability that the sign of an observed signal Z_i disagrees with the sign of the true effect μ_i . Local false sign

rates provide a principled approach to multiple testing without assuming that the distribution G of the effect sizes μ_i is spiked at 0, and in particular form an attractive alternative to the local false discovery rate, $\text{lfd}_r(z) = \mathbb{P}[\mu_i = 0 \mid Z_i = z]$, without requiring a sharp null hypothesis [Stephens, 2016, Zhu, Ibrahim, and Love, 2018]. Inferential emphasis is thus placed on whether we can reliably detect the direction of an effect; such inference has been considered (in the context of both model (1) and other models) by several authors, including Barber and Candès [2019], Benjamini and Yekutieli [2005], Gelman and Tuerlinckx [2000], Hung and Fithian [2020], Owen [2019], Weinstein and Yekutieli [2020] and Yu and Hoff [2019]. Below, for ease of visualization, we report results on the (substantively equivalent) quantity $\theta_G(z) = \mathbb{P}[\mu_i \geq 0 \mid Z_i = z]$ instead of the local false sign rate so that the resulting curve is monotonic in z .

We form 95% confidence intervals using 3×2 methods, namely the DKW (18) and Gauss (22) (with $M = 3$) F -localization methods, as well as AMARI (with Gauss- F -localization pilot, $\alpha_n = 0.01$), each applied based on two specifications for \mathcal{G} . First, we consider the Gaussian location mixture (6) $\mathcal{LN}(0.25^2, [-3.3])$ ¹⁵. This is a natural choice of smooth priors in the Gaussian empirical Bayes problem [Cordy and Thomas, 1997]. The noise level of the component mixtures, τ (set here to 0.25), provides an interpretable way of specifying the smoothness of the priors. Second, we consider the Gaussian scale mixtures (7) with mode at zero, i.e., $\mathcal{SN}(0, \mathcal{K}_+)$ with

$$\mathcal{K}_+ = \mathcal{K}_+(\tau_{\min}, \tau_{\max}, \eta) = \{\tau_{\min}, \eta \cdot \tau_{\min}, \eta^2 \cdot \tau_{\min}, \dots, \tau_{\max}\}, \quad (35)$$

$\tau_{\min} = 0.1$, $\tau_{\max} = 10.7 > (\max_i \{Z_i^2 - 1\})^{1/2}$ and $\eta = 1.1$ as recommended by Stephens [2016]¹⁶. Stephens [2016] argues that $\mathcal{SN}(0, \mathcal{K}_+)$ leads to more accurate inferences provided that it holds; our intervals allow a quantitative assessment of this claim for any analyzed dataset.

Figure 2 shows the results of the analysis. For the posterior mean, we observe that all intervals suggest that many effects are close to null and so there is substantial shrinkage towards zero. $\mathbb{E}_G[\mu \mid Z = z]$ is almost flat in the interval $[-1.5, 1.5]$; and we can say so with confidence. All four F -localization bands are quite similar, while AMARI leads to substantially shorter intervals, and the improvement is more noticeable for $\mathcal{G} = \mathcal{LN}(0.25^2, [-3.3])$. For the local false sign rate, the intervals are long when assuming $G \in \mathcal{LN}(0.25^2, [-3.3])$. The DKW- F -localization intervals perform worst, while the AMARI and Gauss- F -localization intervals perform comparably (with AMARI leading to shorter intervals only for more extreme values of z). As explained in the introduction, long confidence intervals are expected in this case, since minimax rates for estimation of the local false sign rate can be excessively slow [Butucea and Comte, 2009, Pensky, 2017]. On the other hand, if we are willing to assume that G is a Gaussian scale mixture with mode at 0, then inference for the local false sign rate is much more precise, exactly as argued by Stephens [2016]. However, the assumption is strong, and for example it implies that the local false sign rate at 0 is equal to 1/2; all intervals proposed here have vanishing length in that case.

¹⁵We discretize it as $\mathcal{LN}(0.25^2, \mathcal{K})$ with \mathcal{K} an equidistant grid on $[-3, 3]$ of step size equal to 0.05.

¹⁶The only difference is that Stephens [2016] uses a coarser grid with $\eta = \sqrt{2}$.

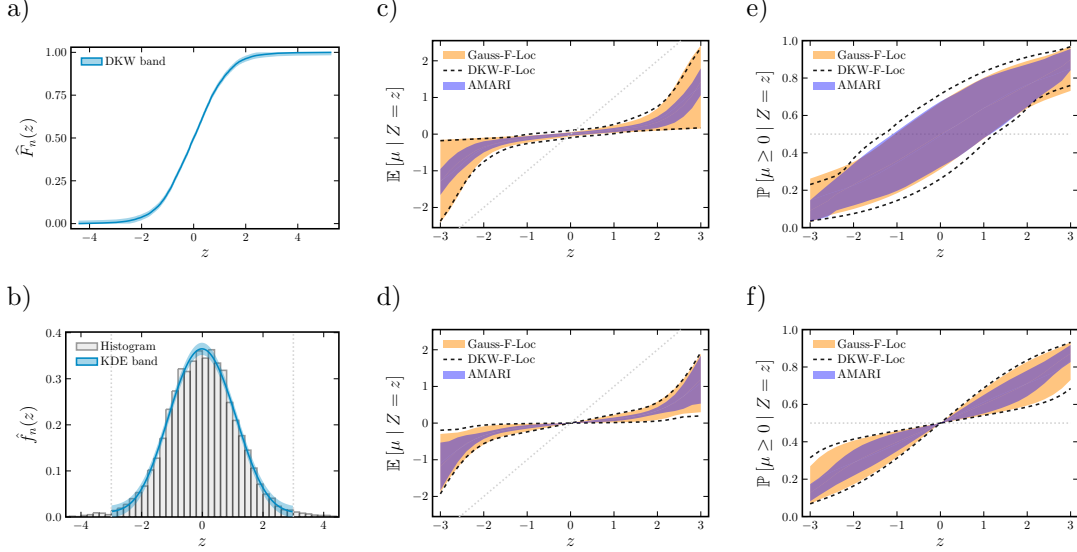


Figure 2: **Empirical Bayes inference for the Prostate dataset** [Efron, 2012, Singh et al., 2002]. **a)** Empirical distribution of the Z_i and DKW- F -localization band. **b)** Histogram of the Z_i and Gauss- F -localization. **c)** 95% confidence intervals for the posterior mean $\mathbb{E}_G[\mu | Z = z]$ assuming G is a Gaussian location, resp. **d)** scale mixture. **e)** 95% confidence intervals for the local false sign rate $\mathbb{P}_G[\mu \geq 0 | Z = z]$ assuming G is a Gaussian location, resp. **f)** scale mixture.

6 Simulations

The setting of our simulations is similar to the Prostate data example in Section 5.2. We consider model (1) with $Z | \mu \sim \mathcal{N}(\mu, 1)$, $n = 5000$, and two different data-generating priors,

$$\begin{aligned} G^{\text{Spiky}} &= 0.4\mathcal{N}(0, 0.25^2) + 0.2\mathcal{N}(0, 0.5^2) + 0.2\mathcal{N}(0, 1) + 0.2\mathcal{N}(0, 2^2), \\ G^{\text{NegSpiky}} &= 0.8\mathcal{N}(-0.25, 0.25^2) + 0.2\mathcal{N}(0, 1). \end{aligned} \quad (36)$$

G^{Spiky} was used in the simulations of Stephens [2016] and is a unimodal symmetric prior centered at 0, while G^{NegSpiky} is a prior with strong peak just to the left of zero, reflecting many slightly negative effects. Figure 3 shows the Lebesgue densities of the priors and the induced marginal densities $f_G(z)$.

We seek to form 95% confidence intervals for the posterior mean and the local false sign rate using the DKW- F -localization, Gauss- F -localization ($M = 4$) and AMARI approaches (with pilot Gauss- F -localization, $\alpha_n = 0.01$) and \mathcal{G} equal to the Gaussian location mixture class $\mathcal{LN}(0.25^2, [-4, 4])$.

We also consider an additional plug-in baseline [Efron, 2016, Narasimhan and Efron, 2020]: We estimate \hat{G} by (penalized) maximum likelihood over a flexible exponential family with a natural spline (5 degrees of freedoms) as the sufficient statistic and base measure $U[-4, 4]$. We then obtain $\hat{\theta}(z)$ by applying Bayes rule with prior \hat{G} . As is standard in the literature, this baseline constructs confidence intervals for $\theta_G(z)$ using the delta method, which captures the variance of $\hat{\theta}(z)$ but not its bias. Such confidence intervals are only guaranteed

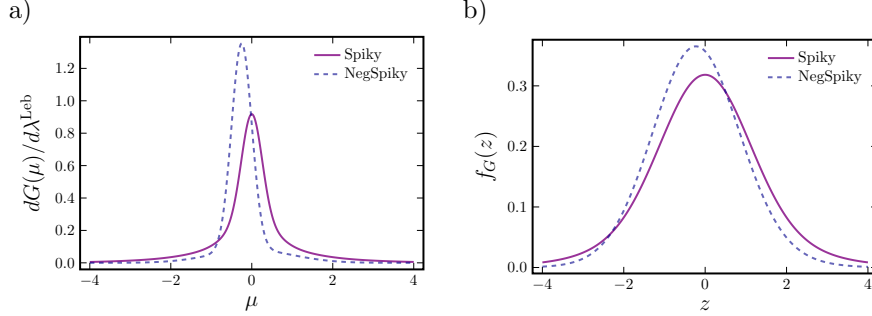


Figure 3: **Priors used in simulations.** a) Lebesgue density of priors and b) marginal density $f_G(z)$.

to cover $\theta_G(z)$ in the presence of undersmoothing. See Appendix E for implementation details of this plug-in baseline.

Figure 4 shows the results of the simulations for the posterior mean, averaged over 400 Monte Carlo replicates. The length of the different confidence intervals is qualitatively similar to what we observed in Figure 2. The log-spline intervals are shortest; however they do not achieve nominal coverage (since they do not account for bias), while all other methods do. The F -localization intervals have coverage close to 1, while the AMARI intervals have coverage closer to the nominal 0.95.

Figure 5 shows the simulation results for the local false sign rate. Most conclusions are similar to the ones we made for the posterior mean. However, here the Gauss- F -localization leads to shorter intervals compared to the DKW- F -localization. Furthermore, in this case, both the F -localization and AMARI intervals have coverage close to 1; the reason is that the worst case bias is substantial, and bias-aware intervals will lead to conservative inference for most $G \in \mathcal{G}$.

Gaussian scale mixture \mathcal{G} : We next repeat our simulations with the same settings, but using a different choice of \mathcal{G} . Concretely, we replace the Gaussian location mixture class (6) by the Gaussian scale mixture class (7) $\mathcal{SN}(0, \mathcal{K}_+(0.1, 15.6, 1.1))$ with \mathcal{K}_+ defined in (35). The first remark we make, is that the scale mixture class $\mathcal{SN}(0, \mathcal{K}_+)$ is strongly misspecified for G^{NegSpiky} . This was automatically detected by our proposed methods and across all Monte Carlo replicates, the intersection of $\{F_G : G \in \mathcal{SN}(0, \mathcal{K}_+)\}$ and F -localizations \mathcal{F}_n was empty. Thus, in Figure 6 we report the results of our simulations only for G^{Spiky} . We observe that the assumption that G is a scale mixture centered at 0, instead of a location mixture, leads to substantially more precise inference, and especially so for the local false sign rate.

Degrees of freedom for the logspline approach: One might at this point wonder whether one can reduce the bias of the plug-in logspline approach and achieve nominal coverage by increasing the degrees of freedom of the spline; we explore this in Figure 7 for the above simulation with the prior G^{NegSpiky} . In general, coverage indeed improves as the degrees of freedom increase; however, with many degrees of freedom, the variance can be so large that the resulting confidence intervals are longer than the intervals proposed in this

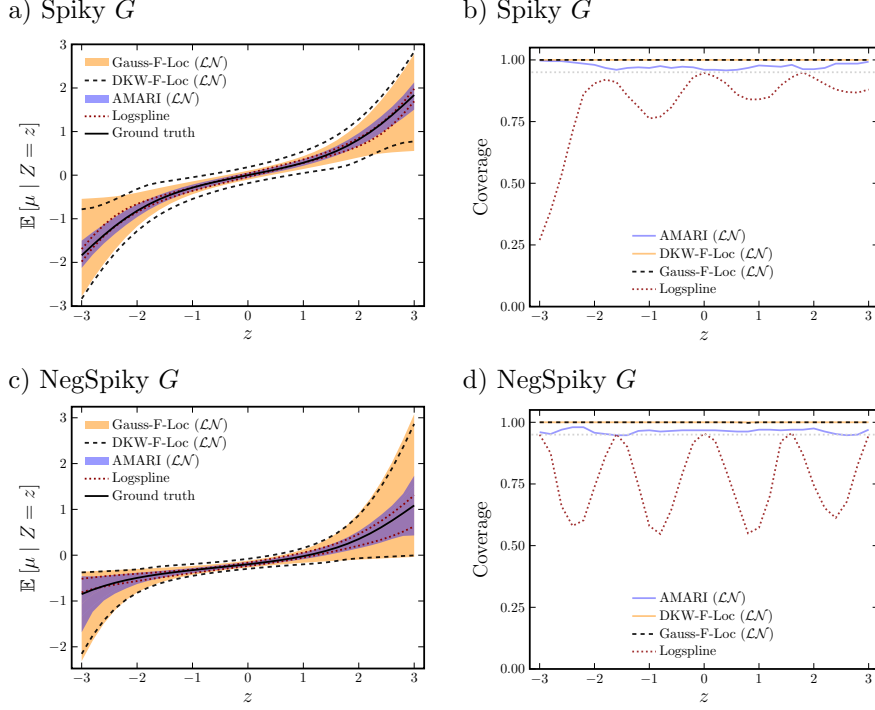


Figure 4: **Simulation results: Inference for the posterior mean in the Gaussian empirical Bayes problem.** **a)** Expected confidence intervals in the simulation with the prior G^{Spiky} (36). 4 different inference methods are shown, as well as the ground truth as a function of z . **b)** Coverage of the above confidence intervals as a function of z . **c), d)** Inference results in the simulation with the prior G^{NegSpiky} (36).

work. More importantly it is not clear a-priori, i.e., without knowing the ground truth, how to properly undersmooth the plug-in estimation and choose a number of degrees of freedom that provides good coverage. This example highlights the fact that if we want confidence intervals that cover the true local false sign rate $\theta_G(z)$, then explicitly accounting for bias is important.

7 On the choice of \mathcal{G}

Throughout this paper, we have taken the choice of \mathcal{G} for granted and suggested some choices such as (5), (6) and (7) in our numerical examples. There are two difficulties regarding this choice; first, \mathcal{G} needs to capture the true G and second, if \mathcal{G} is infinite-dimensional, then it has to be suitably discretized to numerically solve optimization problems such as (10) or (29)¹⁷.

Recent successful applications of empirical Bayes for point estimation use a discretized convex class \mathcal{G} . For example, Koenker and Mizera [2014], Koenker and Gu [2017] use the

¹⁷We provide guidance for the successful numerical discretization of infinite-dimensional \mathcal{G} in Supplement C.2.

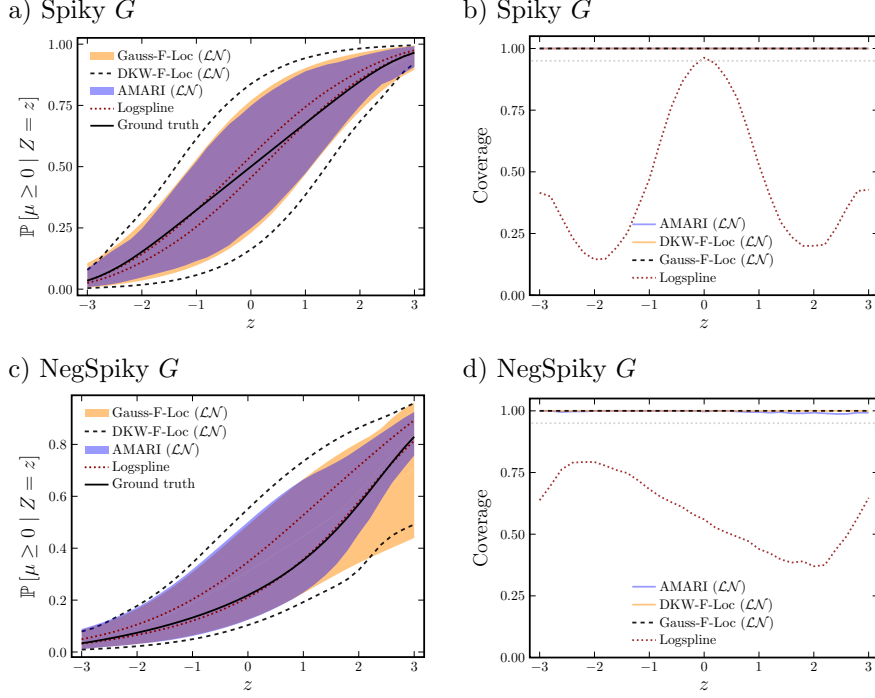


Figure 5: **Simulation results: Inference for the local false sign rate in the Gaussian empirical Bayes problem.** The panels are analogous to the ones of Figure 4.

nonparametric maximum likelihood estimator (NPMLE) for a plethora of different likelihoods in (1) with $\hat{G} \in \mathcal{P}(\mathcal{K})$ and \mathcal{K} a finite set (an equidistant discretization of a compact interval). Stephens [2016] similarly suggests discretizations of (7). The above classes \mathcal{G} are typically discretized so densely, that a nonparametric approach to forming confidence intervals, as pursued in this work, is warranted. To summarize: If a choice of \mathcal{G} has been used for estimation, then we suggest that the point estimates be accompanied by confidence intervals using the same choice of prior class.

7.1 Sensitivity analysis for \mathcal{G}

The choice of \mathcal{G} , is not innocuous and the sensitivity of our intervals to the non-parametric specification of \mathcal{G} is an important consideration for their practical adoption. Depending on the target of inference, the length of the confidence intervals may vary substantially (e.g., for the local false sign rate) or remain relatively stable (e.g., for the posterior mean). For the Gaussian mixture class $\mathcal{LN}(\tau, \mathcal{K})$ in (6), one can empirically check this dependence by rerunning the analysis for different values of τ . What range of τ 's should one scan through for the sensitivity analysis? An upper bound can be derived from the fact that marginally the variance of Z must be at least $1 + \tau^2$. However, it is not possible to identify a lower bound based on the data [Donoho, 1988], since, e.g., $\mathcal{LN}(\tau^2, \mathbb{R}) \subset \mathcal{LN}(\tau'^2, \mathbb{R})$ for $\tau' < \tau$. And indeed, as $\tau \rightarrow 0$, the length of confidence intervals gets worse and even more so for difficult problems like the local false sign rate. Thus, the only way to obtain practically

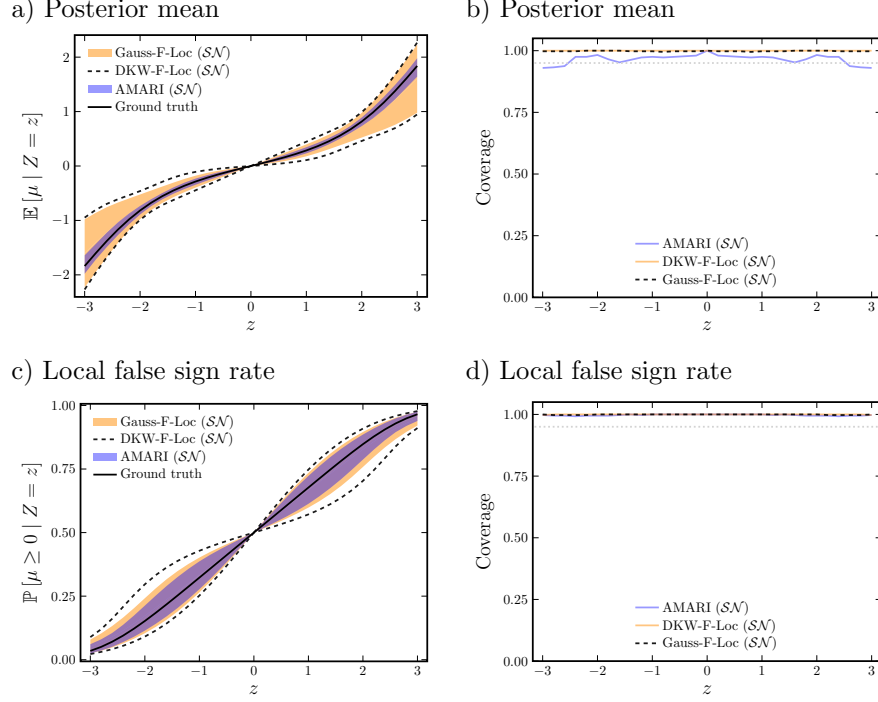


Figure 6: **Simulation results: Inference in the Gaussian empirical Bayes problem with $\mathcal{G} = \mathcal{SN}$ a Gaussian scale mixture.** a,b) Inference for the posterior mean (same simulation setting as Figure 4a,b). c,d) Inference for the local false sign rate (same simulation setting as Figure 5a,b).

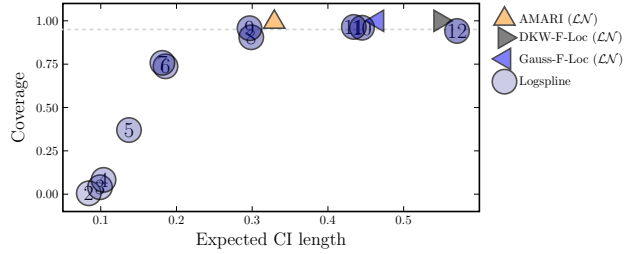


Figure 7: **Coverage versus expected length of confidence intervals:** Here the simulation setting is the same as that of Figure 5, panels e,f) but we only consider inference at $z = 2$, i.e., for $\theta_G(2) = \mathbb{P}_G[\mu \geq 0 | Z = 2]$. We apply the exponential family plug-in estimator for a range of degrees of freedom (from 2 to 12 shown by the number as well as progressively darker blue color), while in Figure 5 only the estimator with 5 degrees is considered.

meaningful results is by the analyst choosing a range of τ 's that appear to be plausible.

In doing this exercise, it is important to recall that the minimax estimation error for $\theta_G(z)$ decays extremely slowly (often poly-logarithmically) with sample size [Butucea and Comte, 2009, Pensky, 2017] for some of the problems we consider (e.g., local false sign rate in the Gaussian empirical Bayes problem). In this case, unlike in classical estimation problems, we cannot expect to make our confidence intervals meaningfully shorter by, say, collecting 100 times more data than we have now. From this perspective, the amount of assumptions (smoothness, unimodality and so forth) we are willing to impose on \mathcal{G} determines the accuracy with which we can ever hope to learn $\theta_G(z)$, and the sensitivity analysis discussed above is closely aligned with recommendations for applications with partially identified parameters [Armstrong and Kolesár, 2018, Imbens and Wager, 2019, Rosenbaum, 2002].

8 Discussion

We have presented two general approaches towards building confidence intervals for empirical Bayes estimands in model (1) that work for any choice of $h(\cdot)$, convex class of priors \mathcal{G} and likelihood $p(\cdot | \mu_i)$. Our methods are computationally intensive and require repeatedly solving non-trivial convex optimization problems. Nevertheless, in light of an available software implementation, our confidence intervals are practical, and can accompany applied work using nonparametric empirical Bayes point estimates. As in Koenker and Mizera [2014], our implementation is facilitated by recent advances in commercial [ApS, 2020] and open-source [Coe, Kapelevich, and Vielma, 2020] convex optimization solvers.

Here, we focused on inference for empirical Bayes estimands of the form $\mathbb{E}_G[h(\mu) | Z = z]$ in model (1); our approach, however, allows for several extensions. First, as explained in Section 3, simpler versions of our methods can be used to form confidence intervals for linear functionals of G such as $\mathbb{P}_G[\mu \geq 0]$. Second, our methodology is also applicable to tail (rather than local) empirical Bayes quantities, such as the tail (marginal) false sign rate $\mathbb{P}_G[\mu \cdot Z \leq 0 | Z \geq z]$ as considered in, e.g., Yu and Hoff [2019]. Our methods can also be generalized to larger dimension, say when $\mu_i \in \mathbb{R}^d$ [Saha and Guntuboyina, 2020] and to heteroskedastic empirical Bayes problems in which the likelihood $p_i(\cdot | \mu_i)$ can vary across i , for example, the Gaussian location model with per-observation noise standard deviation σ_i , so that $p_i(\cdot | \mu_i) = \mathcal{N}(\mu_i, \sigma_i^2)$ [Stephens, 2016, Gu and Koenker, 2017, Weinstein et al., 2018]. Conceptually, our approaches are applicable in these cases as well. However, a practical implementation would require new F -localization constructions and further computational innovations.

Software

We provide reproducible code for all numerical results in the following Github repository: <https://github.com/nignatiadis/empirical-bayes-confidence-intervals-paper>.

A package implementing the method is available at <https://github.com/nignatiadis/Empirikos.jl>. The package has been implemented in the Julia programming language [Bezanson, Edelman, Karpinski, and Shah, 2017] and depends, among others, on the packages JuMP.jl [Dunning et al., 2017] and Distributions.jl [Besançon et al., 2019].

Acknowledgments

This paper was first presented on May 24th, 2018 at a workshop in honor of Bradley Efron’s 80th birthday. We are grateful to Timothy Armstrong, Bradley Efron, Jiaying Gu, Guido Imbens, Panagiotis Lolas, Michail Savvas, Paris Syminelakis, Han Wu and seminar participants at several venues for helpful feedback and discussions. We thank Jiaying Gu for suggesting the Anderson-Rubin construction and acknowledge support from a Ric Weiland Graduate Fellowship, a gift from Google, and National Science Foundation grant DMS-1916163.

References

- A. Agresti. *Categorical Data Analysis*. Wiley Series in Probability and Statistics. Wiley, 2013. ISBN 9781118710944.
- Theodore W Anderson and Herman Rubin. Estimation of the parameters of a single equation in a complete system of stochastic equations. *The Annals of Mathematical Statistics*, 20(1):46–63, 1949.
- Theodore Wilbur Anderson. Confidence limits for the expected value of an arbitrary bounded random variable with a continuous distribution function. *Bulletin of the International Statistical Institute*, 43:249–251, 1969.
- MOSEK ApS. *The MOSEK Optimization Suite Manual, Version 9.2*, 2020. URL <https://www.mosek.com/>.
- Timothy B Armstrong and Michal Kolesár. Optimal inference in a class of regression models. *Econometrica*, 86(2):655–683, 2018.
- Timothy B Armstrong, Michal Kolesár, and Mikkel Plagborg-Møller. Robust empirical Bayes confidence intervals. *arXiv preprint arXiv:2004.03448*, 2020.
- Rina Foygel Barber and Emmanuel J Candès. A knockoff filter for high-dimensional selective inference. *The Annals of Statistics*, 47(5):2504–2537, 2019.
- Yoav Benjamini and Daniel Yekutieli. False discovery rate-adjusted multiple confidence intervals for selected parameters. *Journal of the American Statistical Association*, 100(469):71–81, 2005.
- Vidmantas Bentkus and Friedrich Götze. The Berry-Esseen bound for Student’s statistic. *The Annals of Probability*, 24(1):491–503, 1996.
- Mathieu Besançon, David Anthoff, Alex Arslan, Simon Byrne, Dahua Lin, Theodore Papamarkou, and John Pearson. Distributions.jl: Definition and modeling of probability distributions in the JuliaStats ecosystem. *arXiv preprint arXiv:1907.08611*, 2019.
- Jeff Bezanson, Alan Edelman, Stefan Karpinski, and Viral B Shah. Julia: A fresh approach to numerical computing. *SIAM review*, 59(1):65–98, 2017.
- Fritz Bichsel. Erfahrungs-Tarifierung in der Motorfahrzeughaftpflicht-Versicherung. *Mitteilungen der Vereinigung Schweizerischer Versicherungsmathematiker / Bulletin of the Swiss Association of Actuaries*, 64:119–130, 1964.

- Stephen Boyd and Lieven Vandenberghe. *Convex optimization*. Cambridge university press, 2004.
- Jennifer Brennan, Ramya Korlakai Vinayak, and Kevin Jamieson. Estimating the number and effect sizes of non-null hypotheses. In *International Conference on Machine Learning*, pages 1123–1133, 2020.
- Lawrence D Brown and Eitan Greenshtein. Nonparametric empirical Bayes and compound decision approaches to estimation of a high-dimensional vector of normal means. *The Annals of Statistics*, pages 1685–1704, 2009.
- Lawrence D Brown, Eitan Greenshtein, and Ya’acov Ritov. The Poisson compound decision problem revisited. *Journal of the American Statistical Association*, 108(502):741–749, 2013.
- Hans Bühlmann and Alois Gisler. *A course in credibility theory and its applications*. Springer Science & Business Media, 2006.
- Christina Butucea and Fabienne Comte. Adaptive estimation of linear functionals in the convolution model and applications. *Bernoulli*, 15(1):69–98, 2009.
- T Tony Cai and Mark G Low. A note on nonparametric estimation of linear functionals. *The Annals of Statistics*, 31(4):1140–1153, 2003.
- A. Charnes and W. W. Cooper. Programming with linear fractional functionals. *Naval Research Logistics Quarterly*, 9(3-4):181–186, 1962.
- Victor Chernozhukov, Denis Chetverikov, and Kengo Kato. Gaussian approximation of suprema of empirical processes. *The Annals of Statistics*, 42(4):1564–1597, 2014.
- Victor Chernozhukov, Denis Chetverikov, and Kengo Kato. Empirical and multiplier bootstraps for suprema of empirical processes of increasing complexity, and related Gaussian couplings. *Stochastic Processes and their Applications*, 126(12):3632–3651, 2016.
- Chris Coey, Lea Kapelevich, and Juan Pablo Vielma. Towards practical generic conic optimization. *arXiv preprint arXiv:2005.01136*, 2020.
- Clifford B Cordy and David R Thomas. Deconvolution of a distribution function. *Journal of the American Statistical Association*, 92(440):1459–1465, 1997.
- DR Cox. Prediction intervals and empirical Bayes confidence intervals. *Journal of Applied Probability*, 12(S1):47–55, 1975.
- Itai Dattner, Alexander Goldenshluger, and Anatoli Juditsky. On deconvolution of distribution functions. *The Annals of Statistics*, pages 2477–2501, 2011.
- Luc Devroye. A note on the usefulness of superkernels in density estimation. *The Annals of Statistics*, pages 2037–2056, 1992.
- David Donoho and Galen Reeves. Achieving Bayes MMSE performance in the sparse signal+ Gaussian white noise model when the noise level is unknown. In *2013 IEEE International Symposium on Information Theory*, pages 101–105. IEEE, 2013.

- David L Donoho. One-sided inference about functionals of a density. *The Annals of Statistics*, pages 1390–1420, 1988.
- David L Donoho. Statistical estimation and optimal recovery. *The Annals of Statistics*, pages 238–270, 1994.
- David L Donoho and Richard C Liu. Geometrizing rates of convergence, III. *The Annals of Statistics*, 19(2):668–701, 1991.
- David L Donoho and Richard Chieng Liu. *Hardest one-dimensional subproblems*. Department of Statistics, University of California, 1989.
- Iain Dunning, Joey Huchette, and Miles Lubin. JuMP: A modeling language for mathematical optimization. *SIAM Review*, 59(2):295–320, 2017. doi: 10.1137/15M1020575.
- Frank Dyson. A method for correcting series of parallax observations. *Monthly Notices of the Royal Astronomical Society*, 86:686, 1926.
- Dean Eckles, Nikolaos Ignatiadis, Stefan Wager, and Han Wu. Noise-induced randomization in regression discontinuity designs. *arXiv preprint arXiv:2004.09458*, 2020.
- Bradley Efron. Bootstrap methods: Another look at the Jackknife. *The Annals of Statistics*, 7(1):1–26, 1979.
- Bradley Efron. Tweedie’s formula and selection bias. *Journal of the American Statistical Association*, 106(496):1602–1614, 2011.
- Bradley Efron. *Large-scale inference: Empirical Bayes methods for estimation, testing, and prediction*. Cambridge University Press, 2012.
- Bradley Efron. Two modeling strategies for empirical Bayes estimation. *Statistical Science*, 29(2):285, 2014.
- Bradley Efron. Empirical Bayes deconvolution estimates. *Biometrika*, 103(1):1–20, 2016.
- Bradley Efron and Carl Morris. Stein’s estimation rule and its competitors? An empirical Bayes approach. *Journal of the American Statistical Association*, 68(341):117–130, 1973.
- Bradley Efron, Robert Tibshirani, John D Storey, and Virginia Tusher. Empirical Bayes analysis of a microarray experiment. *Journal of the American Statistical Association*, 96(456):1151–1160, 2001.
- Bert Van Es and Hae-won Uh. Asymptotic normality of kernel-type deconvolution estimators. *Scandinavian journal of statistics*, 32(3):467–483, 2005.
- Edgar C Fieller. Some problems in interval estimation. *Journal of the Royal Statistical Society: Series B (Methodological)*, 16(2):175–185, 1954.
- Andrew Gelman and Francis Tuerlinckx. Type S error rates for classical and Bayesian single and multiple comparison procedures. *Computational Statistics*, 15(3):373–390, 2000.
- Michael Gilraine, Jiaying Gu, and Robert McMillan. A new method for estimating teacher value-added. Technical report, National Bureau of Economic Research, 2020.

- Evarist Giné and Richard Nickl. *Mathematical foundations of infinite-dimensional statistical models*, volume 40. Cambridge University Press, 2016.
- Jiaying Gu and Roger Koenker. Unobserved heterogeneity in income dynamics: An empirical Bayes perspective. *Journal of Business & Economic Statistics*, 35(1):1–16, 2017.
- David A Hirshberg and Stefan Wager. Augmented minimax linear estimation. *arXiv preprint arXiv:1712.00038*, 2018.
- Kenneth Hung and William Fithian. Statistical methods for replicability assessment. *Annals of Applied Statistics*, 14(3):1063–1087, 2020.
- Guido Imbens and Stefan Wager. Optimized regression discontinuity designs. *Review of Economics and Statistics*, 101(2):264–278, 2019.
- Guido W Imbens and Charles F Manski. Confidence intervals for partially identified parameters. *Econometrica*, 72(6):1845–1857, 2004.
- Wenhua Jiang and Cun-Hui Zhang. General maximum likelihood empirical Bayes estimation of normal means. *The Annals of Statistics*, 37(4):1647–1684, 2009.
- Iain M Johnstone. Gaussian estimation: Sequence and wavelet models. *Manuscript*, 2011.
- Iain M Johnstone and Bernard W Silverman. Discretization effects in statistical inverse problems. *Journal of complexity*, 7(1):1–34, 1991.
- Nathan Kallus. Generalized optimal matching methods for causal inference. *Journal of Machine Learning Research*, 21(62):1–54, 2020.
- Dimitris Karlis, George Tzougas, and Nicholas Frangos. Confidence intervals of the premiums of optimal bonus malus systems. *Scandinavian Actuarial Journal*, 2018(2):129–144, 2018.
- Jack Kiefer and Jacob Wolfowitz. Consistency of the maximum likelihood estimator in the presence of infinitely many incidental parameters. *The Annals of Mathematical Statistics*, pages 887–906, 1956.
- Arlene KH Kim. Minimax bounds for estimation of normal mixtures. *Bernoulli*, 20(4):1802–1818, 2014.
- Roger Koenker and Jiaying Gu. REBayes: Empirical Bayes mixture methods in R. *Journal of Statistical Software*, 82(8):1–26, 2017.
- Roger Koenker and Ivan Mizera. Convex optimization, shape constraints, compound decisions, and empirical Bayes rules. *Journal of the American Statistical Association*, 109(506):674–685, 2014.
- Nan M Laird and Thomas A Louis. Empirical Bayes confidence intervals based on bootstrap samples. *Journal of the American Statistical Association*, 82(399):739–750, 1987.
- Frederic M Lord. Estimating true-score distributions in psychological testing (an empirical Bayes estimation problem). *Psychometrika*, 34(3):259–299, 1969.

- Frederic M Lord and Noel Cressie. An empirical Bayes procedure for finding an interval estimate. *Sankhyā: The Indian Journal of Statistics, Series B*, pages 1–9, 1975.
- Frederic M Lord and Martha L Stocking. An interval estimate for making statistical inferences about true scores. *Psychometrika*, 41(1):79–87, 1976.
- Michael I Love, Wolfgang Huber, and Simon Anders. Moderated estimation of fold change and dispersion for RNA-seq data with DESeq2. *Genome biology*, 15(12):550, 2014.
- Mark G Low. Bias-variance tradeoffs in functional estimation problems. *The Annals of Statistics*, pages 824–835, 1995.
- Laurence S Magder and Scott L Zeger. A smooth nonparametric estimate of a mixing distribution using mixtures of Gaussians. *Journal of the American Statistical Association*, 91(435):1141–1151, 1996.
- Pascal Massart. The tight constant in the Dvoretzky–Kiefer–Wolfowitz inequality. *The Annals of Probability*, pages 1269–1283, 1990.
- Catherine Matias and Marie-Luce Taupin. Minimax estimation of linear functionals in the convolution model. *Mathematical Methods of Statistics*, 13(3):282–328, 2004.
- A. Meister. *Deconvolution Problems in Nonparametric Statistics*. Lecture Notes in Statistics. Springer Berlin Heidelberg, 2009. ISBN 9783540875574.
- Omkar Muralidharan. High dimensional exponential family estimation via empirical Bayes. *Statistica Sinica*, pages 1217–1232, 2012.
- Balasubramanian Narasimhan and Bradley Efron. deconvolveR: A G-modeling program for deconvolution and empirical Bayes estimation. *Journal of Statistical Software*, 94(1):1–20, 2020.
- Claudia Noack and Christoph Rothe. Bias-aware inference in fuzzy regression discontinuity designs. *arXiv preprint arXiv:1906.04631*, 2019.
- Art B Owen. Refiltering hypothesis tests to control sign error. *arXiv preprint arXiv:1610.10028*, 2019.
- Victor M Panaretos and Yoav Zemel. Statistical aspects of Wasserstein distances. *Annual review of statistics and its application*, 6:405–431, 2019.
- Marianna Pensky. Minimax theory of estimation of linear functionals of the deconvolution density with or without sparsity. *The Annals of Statistics*, 45(4):1516–1541, 2017.
- Dimitris N Politis and Joseph P Romano. On a family of smoothing kernels of infinite order. *Computing science and statistics, Proceedings of the 25th Symposium on the Interface, San Diego, CA*, pages 141–145, 1993.
- Herbert Robbins. An empirical Bayes approach to statistics. In *Proceedings of the Third Berkeley Symposium on Mathematical Statistics and Probability, Volume 1: Contributions to the Theory of Statistics*. The Regents of the University of California, 1956.
- Herbert Robbins. An empirical Bayes estimation problem. *Proceedings of the National Academy of Sciences*, 77(12):6988–6989, 1980.

- James Robins and Aad Van Der Vaart. Adaptive nonparametric confidence sets. *The Annals of Statistics*, 34(1):229–253, 2006.
- R Tyrrell Rockafellar. *Convex analysis*. Number 28 in Princeton Landmarks in Mathematics and Physics. Princeton university press, 1970.
- Joseph P Romano and Michael Wolf. Finite sample nonparametric inference and large sample efficiency. *Annals of Statistics*, pages 756–778, 2000.
- Paul R Rosenbaum. *Observational studies*. Springer, 2002.
- Sujayam Saha and Adityanand Guntuboyina. On the nonparametric maximum likelihood estimator for Gaussian location mixture densities with application to Gaussian denoising. *The Annals of Statistics*, 48(2):738–762, 2020.
- Leopold Simar. Maximum likelihood estimation of a compound Poisson process. *The Annals of Statistics*, pages 1200–1209, 1976.
- Dinesh Singh, Phillip G. Febbo, Kenneth Ross, Donald G. Jackson, Judith Manola, Christine Ladd, Pablo Tamayo, Andrew A. Renshaw, Anthony V. D’Amico, Jerome P. Richie, Eric S. Lander, Massimo Loda, Philip W. Kantoff, Todd R. Golub, and William R. Sellers. Gene expression correlates of clinical prostate cancer behavior. *Cancer cell*, 1(2): 203–209, 2002.
- Matthew Stephens. False discovery rates: a new deal. *Biostatistics*, 18(2):275–294, 2016.
- Marie-Luce Taupin. Semi-parametric estimation in the nonlinear structural errors-in-variables model. *Annals of Statistics*, pages 66–93, 2001.
- Aad W Van Der Vaart and Jon A Wellner. *Weak Convergence and Empirical Processes: With Applications to Statistics*. Springer, 1996.
- Asaf Weinstein and Daniel Yekutieli. Selective sign-determining multiple confidence intervals with FCR control. *Statistica Sinica*, 30:531–555, 2020.
- Asaf Weinstein, Zhuang Ma, Lawrence D Brown, and Cun-Hui Zhang. Group-linear empirical Bayes estimates for a heteroscedastic Normal mean. *Journal of the American Statistical Association*, pages 1–13, 2018.
- Jacob Wolfowitz. The minimum distance method. *The Annals of Mathematical Statistics*, pages 75–88, 1957.
- Chaoyu Yu and Peter D Hoff. Adaptive sign error control. *Journal of Statistical Planning and Inference*, 2019.
- Anqi Zhu, Joseph G Ibrahim, and Michael I Love. Heavy-tailed prior distributions for sequence count data: removing the noise and preserving large differences. *Bioinformatics*, page bty895, 2018.

A Gaussian F -localization: Proof of Proposition 1

Throughout this section we assume that model (1) holds with $p(\cdot | \mu) = \mathcal{N}(\mu, \sigma^2)$. Furthermore, without loss of generality, we assume that $\sigma^2 = 1$. The key idea of the proof is the following: we first use the smoothness of $f_G(z)$ in the Gaussian empirical Bayes problem to verify that $\hat{f}(z) = \hat{f}_n^K(z)$ (20) has bias of order $O(1/\sqrt{n \log(n)})$. Thus the dominant error in $\sup_{z \in [-M, M]} |\hat{f}(z) - f_G(z)|$ is stochastic and equal to $\sup_{z \in [-M, M]} |\hat{f}(z) - \mathbb{E}_G[\hat{f}(z)]|$. We then study the variance of the stochastic term (pointwise) and use results of Chernozhukov, Chetverikov, and Kato [2014, 2016] to verify the accuracy of the bootstrap approximation.

Notation: We often omit the dependence on n , for example, we write h for $h_n = 1/\sqrt{\log(n)}$. All integrals in this section are computed with respect to the Lebesgue measure.

A.1 Bias of KDE

For a function $\psi : \mathbb{R} \rightarrow \mathbb{R}$, we write $\psi^*(t)$ for its Fourier transform, i.e., $\psi^*(t) = \int \exp(itx)\psi(x)dx$, assuming it exists. The crucial property of the kernel $K(\cdot)$ in (20) that we will use to control bias, is that K^* is equal to 1 on $[-1, 1]$ [Politis and Romano, 1993]:

$$K^*(t) = \begin{cases} 1, & \text{if } t \in [-1, 1] \\ 0, & \text{if } |t| \geq 1.1 \\ 11 - 10 \cdot |t|, & \text{if } |t| \in [1, 1.1] \end{cases}. \quad (37)$$

We are ready to state our result on the bias.

Proposition 6. *Consider estimating the marginal density f_G (for some effect size distribution G) with the KDE (20). Then, for some constant C it holds that,*

$$\text{Bias}_G[\hat{f}(z), f_G(z)]^2 = \left(\mathbb{E}_G[\hat{f}(z)] - f_G(z) \right)^2 \leq C \frac{1}{n \log(n)} \text{ for all } z \in \mathbb{R}.$$

Proof.

$$\begin{aligned} \left| \text{Bias}_G[\hat{f}(z), f_G(z)] \right| &= \left| f_G(z) - \frac{1}{h} \mathbb{E}_G \left[K \left(\frac{Z_i - z}{h} \right) \right] \right| \\ &= \left| f_G(z) - \int \frac{1}{h} K \left(\frac{u - z}{h} \right) f_G(u) du \right| \\ &= \frac{1}{2\pi} \left| \int \exp(-itz) f_G^*(t) dt - \int f_G^*(t) \overline{\left(\frac{1}{h} K \left(\frac{\cdot - z}{h} \right) \right)^*} (t) dt \right| \\ &= \frac{1}{2\pi} \left| \int \exp(-itz) f_G^*(t) dt - \int f_G^*(t) \exp(-itz) K^*(th) dt \right| \\ &\leq \frac{1}{2\pi} \int_{\{|t| \geq \frac{1}{h}\}} |f_G^*(t)| dt \\ &\leq \frac{1}{2\pi} \int_{\{|t| \geq \frac{1}{h}\}} \exp(-t^2/2) \\ &\leq \frac{1}{\pi} h \exp\left(-\frac{1}{2h^2}\right) \\ &= \frac{1}{\pi} \frac{1}{\sqrt{n \log(n)}} \end{aligned}$$

In the 3rd line we used the Fourier inversion formula, as well as the Plancherel isometry [Meister, 2009, Theorem A.4]. We also used the facts that K is square integrable, K is even, $K^*(t) = 1$ on $[-1, 1]$, $|K^*(t)| \leq 1$ outside $[-1, 1]$ and that $|f_G^*(t)| = |\int \exp(i\mu t - t^2/2)dG(\mu)| \leq \exp(-t^2/2)$. Finally, we used the Gaussian tail inequality. \square

We note that Taupin [2001, Section 3.2] also sketches the above argument.

A.2 Variance of KDE

We next study the variance term.

Proposition 7. *There exist constants $c, C > 0$ and $n_0 \in \mathbb{N}$, such that,*

$$\frac{c}{nh} \leq \text{Var}_G \left[\hat{f}(z) \right] \leq \frac{C}{nh} \text{ for all } z \in [-M, M], n \geq n_0$$

Proof. A consequence of Proposition 6 is that,

$$\mathbb{E}_G \left[K \left(\frac{Z_i - z}{h} \right) \right] = h(f_G(z) + o(1)).$$

For the second moment, we get:

$$\begin{aligned} \mathbb{E}_G \left[K^2 \left(\frac{Z_i - z}{h} \right) \right] &= \int K^2 \left(\frac{u - z}{h} \right) f_G(u) du \\ &= h \int K^2(u) f_G(uh + z) du \\ &= h \left(f_G(z) \int K^2(u) du + o(1) \right). \end{aligned}$$

Combining these two results, we find that,

$$\text{Var}_G \left[\frac{1}{h} K \left(\frac{Z_i - z}{h} \right) \right] = \frac{f_G(z) \int K^2(u) du + o(1)}{h} - (f_G(z) + o(1))^2.$$

We conclude after noting that the $o(1)$ terms are uniform in $z \in [-M, M]$ and that

$$0 < \inf_{z \in [-M, M]} f_G(z) \leq \sup_{z \in [-M, M]} f_G(z) < \infty.$$

\square

A.3 Validity of bootstrap approximation

Let us define the following suprema,

$$\widehat{W} = \sqrt{nh} \sup_{z \in [-M, M]} |f(z) - \hat{f}(z)| \tag{38}$$

$$W = \sqrt{nh} \sup_{z \in [-M, M]} \left| \mathbb{E} [\hat{f}(z)] - \hat{f}(z) \right| \tag{39}$$

$$\beta = \sqrt{nh} \sup_{z \in [-M, M]} \left| \mathbb{E} [\hat{f}(z)] - f(z) \right| \tag{40}$$

$$W^* = \sqrt{nh} \sup_{z \in [-M, M]} \left| \hat{f}^*(z) - \hat{f}(z) \right|, \tag{41}$$

where $\hat{f}^*(z)$ is a single bootstrap evaluation of the KDE as in (21). Our high-level strategy is to argue that the distribution of W^* conditionally on the data $\mathbf{Z} = (Z_1, \dots, Z_n)$ is close to the unconditional distribution of W and that \widehat{W} and W are essentially indistinguishable (compared to the fluctuations of the above suprema), because β , i.e. the worst case bias over z , is small (Proposition 6).

We first record the following fact: Define the class \mathcal{H} of all functions that are dilations and translations of the kernel $K(\cdot)$, i.e.,

$$\mathcal{H} = \{K(a \cdot + b) \mid a > 0, b \in \mathbb{R}\}. \quad (42)$$

This class has envelope function $\|K(\cdot)\|_\infty$, it is pointwise measurable and is of VC type, i.e., there exist constants $A \geq e$, $v \geq 1$ such that for any finitely discrete probability measures Q and any $\varepsilon \in (0, \|K(\cdot)\|_\infty]$, it holds that

$$N(\mathcal{H}, \mathcal{L}^2(Q), \varepsilon) \leq \left(\frac{A}{\varepsilon}\right)^v, \quad (43)$$

where $N(\mathcal{H}, \mathcal{L}^2(Q), \varepsilon)$ is the ε -covering number of \mathcal{H} with respect to the $\mathcal{L}^2(Q)$ norm. This follows directly from Giné and Nickl [2016, Proposition 3.6.12], since the kernel $K(\cdot)$ is of bounded variation.

The fact that \mathcal{H} is VC type will allow us to construct a coupling W and \widetilde{W} , where \widetilde{W} is the supremum of a Gaussian process. Concretely, let \mathbb{G} be a Gaussian process indexed by $[-M, M]$ with mean 0 and covariance,

$$\text{Cov}[\mathbb{G}(s), \mathbb{G}(t)] = \frac{1}{h} \cdot \text{Cov}\left[K\left(\frac{Z-t}{h}\right), K\left(\frac{Z-s}{h}\right)\right]. \quad (44)$$

Then the following holds,

Proposition 8. *\mathbb{G} is a tight Gaussian process on $\ell^\infty([-M, M])$. Furthermore, there exists a coupling \widetilde{W} , \widehat{W} (with W defined in (39)) and r_1, r_2 such that*

$$\widetilde{W} \stackrel{\mathcal{D}}{=} \sup_{z \in [-M, M]} \mathbb{G}(z)$$

and,

$$\mathbb{P}\left[\left|W - \widetilde{W}\right| > r_1\right] \leq r_2, \quad r_1 = O\left((nh)^{-1/6} \log(n)\right), \quad r_2 = O(1/\log(n)).$$

Similarly, we can construct a conditional coupling of the bootstrap statistic W^* and \widetilde{W}^* , where \widetilde{W}^* conditionally on \mathbf{Z} has the same distribution as (the unconditional law) of \widetilde{W} .

Proposition 9. *There exists a coupling \widetilde{W}^* , W^* (with W^* defined in (41)), such that*

$$(\widetilde{W}^* \mid \mathbf{Z}) \stackrel{\mathcal{D}}{=} \sup_{z \in [-M, M]} |\mathbb{G}(z)|$$

and such that there exists an event \mathcal{E} with $\mathbb{P}[\mathcal{E}^c] = O(1/\sqrt{\log(n)})$ on which

$$\mathbb{P}\left[\left|W^* - \widetilde{W}^*\right| > r_1^* \mid \mathbf{Z}\right] \leq r_2^*, \quad r_1^* = O\left((nh)^{-1/6} \log(n)\right), \quad r_2^* = O(1/\sqrt{\log(n)}).$$

Before proceeding with the proof of Proposition 1, we need one final ingredient. Define Levy's concentration function for \widetilde{W} as

$$\epsilon(r) = \sup_{t \in \mathbb{R}} \mathbb{P} \left[\left| \widetilde{W} - t \right| \leq r \right]. \quad (45)$$

The following Proposition holds as a consequence of Chernozhukov et al. [2014, Lemma A.1].

Proposition 10. *The Levy concentration function (45) satisfies:*

$$r \cdot \sqrt{\log(\log(n))} \rightarrow 0 \text{ as } n \rightarrow \infty \implies \epsilon(r) \rightarrow 0 \text{ as } n \rightarrow \infty.$$

We postpone the proof of the above three Propositions to the end of this section and proceed with the main argument.

Proof of Proposition 1: Write $c^* = \hat{c}_n^b \cdot \sqrt{nh}$ for the $1 - \alpha$ conditional quantile of W^* , i.e.,

$$c^* = \inf \left\{ t : \mathbb{P} [W^* \leq t \mid \mathbf{Z}] \geq 1 - \alpha \right\}.$$

It holds that,

$$\mathbb{P} [F \in \mathcal{F}_n] = \mathbb{P} [\widehat{W} \leq c^*] \quad (46)$$

$$\stackrel{(i)}{\geq} \mathbb{P} [W \leq c^* - \beta] \quad (47)$$

$$\stackrel{(ii)}{\geq} \mathbb{P} [\widetilde{W} \leq c^* - \beta] - \epsilon(r_1) - r_2 \quad (48)$$

$$\stackrel{(iii)}{\geq} \mathbb{P} [\widetilde{W} \leq c^*] - \epsilon(\beta) - \epsilon(r_1) - r_2 \quad (49)$$

$$\stackrel{(iv)}{\geq} 1 - \alpha - \mathbb{P} [\mathcal{E}^c] - r_2^* - \epsilon(r_1^*) + \epsilon(r_1) - \epsilon(\beta) - r_2 \quad (50)$$

$$\stackrel{(v)}{=} 1 - \alpha - o(1) \quad (51)$$

We justify the individual steps (i) – (v).

(i) follows by the triangle inequality, since $\widehat{W} \leq W + \beta$.

(ii) follows from Proposition 8, along with the definition of the Levy function (45).

(iii) follows from the definition of the Levy function (45).

(iv) follows by properties of the Bootstrap approximation. First, note that by definition of c^* , it holds

$$\mathbb{P} [W^* \leq c^* \mid \mathbf{Z}] \geq 1 - \alpha$$

On the other hand, consider the event \mathcal{E} . On that event,

$$\begin{aligned} \mathbb{P} [\widetilde{W}^* \leq c^* \mid \mathbf{Z}] &\geq \mathbb{P} [W^* \leq c^* \mid \mathbf{Z}] - \epsilon(r_1^*) - r_2^* \\ &\geq 1 - \alpha - \epsilon(r_1^*) - r_2^*, \end{aligned}$$

where the first inequality follows from Proposition 9 and the definition of the Levy function (45) and the second inequality follows by definition of c^* . Hence,

$$\mathbb{P} [\widetilde{W}^* \leq c^*] \geq \mathbb{E} \left[\mathbb{P} [\widetilde{W}^* \leq c^* \mid \mathbf{Z}] ; \mathcal{E} \right] \geq 1 - \alpha - \epsilon(r_1^*) - r_2^* - \mathbb{P} [\mathcal{E}^c].$$

(iv) From Propositions 8 and 9 it follows that $\mathbb{P}[\mathcal{E}^c], r_2, r_2^* = o(1)$, so it remains to argue about the Levy terms. From the same propositions, it also holds that $r_1, r_1^* = O(1/\sqrt{\log(n)})$ and $\beta = O(1/\log(n)^{3/4})$ (Proposition 6). Thus, applying Proposition 10, it also follows that the terms $\epsilon(r_1^*), \epsilon(r_1)$ and $\epsilon(\beta)$ are $o(1)$. \square

A.4 Proofs of intermediate results

Proof of Proposition 8. This follows directly from Chernozhukov et al. [2014, Proposition 3.1.] by noting that the first term, i.e., $O((nh)^{-1/6} \log(n))$ is dominant for the choice $h = h_n = 1/\sqrt{\log(n)}$. Assumptions (B1), (B4), (B5) of Chernozhukov et al. [2014] hold trivially, (B2) holds by (43) and (B3), i.e., that Z has a bounded Lebesgue density on \mathbb{R} follows from the fact that $f_G(z) \leq 1/\sqrt{2\pi}$ for all z , since f_G is the convolution of G with a standard Gaussian pdf. Finally, we note that Chernozhukov et al. [2014, Proposition 3.1.] is stated in a slightly different form than Proposition 8, however the result directly follows by inspecting the proof, which is based on Chernozhukov et al. [2014, Corollary 2.2]. \square

Proof of Proposition 9. We seek to apply Chernozhukov et al. [2016, Theorem 2.3]. To this end, we will study the rescaled supremum $U^* = \sqrt{h} \cdot W^*$ and rescaled Gaussian process $\mathbb{B} = \sqrt{h} \cdot \mathbb{G}$. Then, note that as in the proof of Proposition 8, Assumptions (A)-(C) of Chernozhukov et al. [2016, Theorem 2.3] are satisfied. Furthermore, recalling (43), in the notation of that paper, we can apply the result for $\eta \rightarrow 0$, $K_n = O(\log(n))$, $q = 4$, b bounded, $\sigma^2 = O(h)$ and $\gamma = 1/\log(n)$. It then follows that there exists a coupling

$$(\tilde{U}^* | \mathbf{Z}) \stackrel{\mathcal{D}}{=} \sup_{z \in [-M, M]} |\mathbb{U}(z)|,$$

such that

$$\mathbb{P} \left[|U^* - \tilde{U}^*| \geq \tilde{r}_1^* \right] \leq \tilde{r}_2^*,$$

and $\tilde{r}_2^* = O(1/\log(n))$, while

$$\tilde{r}_1^* = O \left(\frac{\log(n)^{9/4}}{n^{1/4}} + \frac{\log(n)h^{1/3}}{n^{1/6}} + \frac{\log(n)^2 h^{1/4}}{n^{1/4}} \right) = O \left(\frac{\log(n)h^{1/3}}{n^{1/6}} \right).$$

By applying Markov's inequality, we get that with probability at least $1 - 1/\sqrt{\log(n)}$, it holds that,

$$\mathbb{P} \left[|U^* - \tilde{U}^*| \geq \tilde{r}_1^* | \mathbf{Z} \right] \leq \tilde{r}_2^* \cdot \sqrt{\log(n)}.$$

This is the event \mathcal{E} in the statement of Proposition 9 and we can take $r_2^* = \tilde{r}_2^* \cdot \sqrt{\log(n)} = 1/\sqrt{\log(n)}$. Recalling that $W^* = U^*/\sqrt{h}$ and defining $\tilde{W}^* = \tilde{U}^*/\sqrt{h}$, we get,

$$r_1^* = \frac{\tilde{r}_1^*}{\sqrt{h}} = O \left(\frac{\log(n)}{(nh)^{1/6}} \right).$$

\square

Proof of Proposition 10. First note that by Proposition 7, we have that there exist $\underline{\sigma}, \bar{\sigma}, n_0$ such that the following holds for the Gaussian process \mathbb{G} of Proposition 8 (with covariance (44)):

$$\underline{\sigma}^2 \leq \text{Var} [\mathbb{G}(z)] \leq \bar{\sigma}^2, \quad \text{for all } z \in [-M, M], n \geq n_0.$$

Hence, by Chernozhukov et al. [2014, Lemma A.1.], we have for a constant C (that depends on $\underline{\sigma}, \bar{\sigma}$) that:

$$\epsilon(r) \leq C \cdot r \cdot \left\{ \mathbb{E} \left[\widetilde{W} \right] + \sqrt{\max \{1, \log(\underline{\sigma}/r)\}} \right\}. \quad (52)$$

We next bound, $\mathbb{E}[\widetilde{W}] = \mathbb{E}[\sup_{z \in [-M, M]} |\mathbb{G}(z)|]$. To this end, we make the following observations: First, \mathbb{G} is a Gaussian process, and so in particular it is a sub-Gaussian process with respect to $d^2(z, z') = \mathbb{E}[(\mathbb{G}(z) - \mathbb{G}(z'))^2]$. Applying Proposition 7 again, we find that $\sup_{z, z' \in [-M, M]} d(z, z') \leq D < \infty$ is finite (and D can be chosen the same for all n). In addition, by (43), we find that for some $A', v' \geq e$,

$$N([-M, M], d, \epsilon) \leq \left(\frac{A'}{\epsilon \cdot \sqrt{h}} \right)^{v'}.$$

and so,

$$\int_0^D \sqrt{\log(N([-M, M], d, \epsilon))} d\epsilon = O\left(\sqrt{\log(1/h)}\right).$$

By Dudley's Entropy integral [Van Der Vaart and Wellner, 1996, Corollary 2.2.8], we thus also get that,

$$\mathbb{E} \left[\widetilde{W} \right] = O\left(\sqrt{\log(1/h)}\right).$$

Combing the above with (52), we find that $\epsilon(r) \rightarrow 0$ for $r = o(1/\sqrt{\log(\log(n))})$. \square

B Proofs for the AMARI intervals

Notation: Throughout this supplement we omit the M superscript, e.g., we write f_G instead of f_G^M , λ instead of λ^M and so forth.

B.1 Properties of the modulus of continuity

Proposition 11. *Assume \mathcal{G}_n is convex, $\inf_z \bar{f}(z) > 0$ and $\sup_{G \in \mathcal{G}_n} |L(G)| < \infty$. Then, the modulus $\omega_n(\cdot)$ defined in (29), as a function of $\delta > 0$, has the following properties:*

- (a) *It is non-decreasing.*
- (b) *It is bounded and nonnegative.*
- (c) *It is concave.*
- (d) *For $\delta > 0$, there exists an element $\omega'_n(\delta) \geq 0$ in the superdifferential of $\omega_n(\cdot)$ at δ , i.e., $\omega'_n(\delta)$ satisfies the property defined in Footnote 10. It holds that $\omega_n(\delta) \geq \delta \cdot \omega'_n(\delta)$.*

Proof. (a) and (b) follow directly by the definition of $\omega_n(\cdot)$. For (c), let us take $\delta_a, \delta_b > 0$, $\lambda \in (0, 1)$ and let $(G_1^{\delta_a}, G_{-1}^{\delta_a}), (G_1^{\delta_b}, G_{-1}^{\delta_b})$ solve the corresponding modulus problems. If solutions for either of these do not exist, we may take an approximate minimizer and use standard approximation arguments. Now for, $\lambda \in (0, 1)$ and $\delta(\lambda) = \lambda\delta_a + (1-\lambda)\delta_b$, consider $G_i^{\delta(\lambda)} = \lambda G_i^{\delta_a} + (1-\lambda)G_i^{\delta_b}$ with $i \in \{-1, 1\}$. Then $G_i^{\delta(\lambda)} \in \mathcal{G}_n$ by convexity of \mathcal{G}_n and furthermore by the triangle inequality,

$$\left\{ n \cdot \int \left(f_{G_1^{\delta(\lambda)}}(z) - f_{G_{-1}^{\delta(\lambda)}}(z) \right)^2 / \bar{f}(z) d\lambda(z) \right\}^{1/2} \leq \lambda\delta_a + (1-\lambda)\delta_b = \delta(\lambda).$$

Hence:

$$\omega_n(\delta(\lambda)) \geq L(G_1^{\delta(\lambda)}) - L(G_{-1}^{\delta(\lambda)}) = \lambda\omega_n(\delta_a) + (1 - \lambda)\omega_n(\delta_b).$$

To check (d), we note that the existence of $\omega'_n(\delta)$ follows from (b,c) and results from convex analysis [Rockafellar, 1970]. $\omega'_n(\delta)$ satisfies the property defined in Footnote 10, or equivalently,

$$\omega_n(\delta) - \omega_n(\tilde{\delta}) \geq \omega'_n(\delta)(\delta - \tilde{\delta}) \text{ for all } \tilde{\delta} > 0. \quad (53)$$

Suppose $\omega'_n(\delta) < 0$, then e.g., letting $\tilde{\delta} = 2\delta$ in (53), it would follow that $\omega_n(\delta) - \omega_n(2\delta) > 0$, which would be a contradiction to part (a). Thus $\omega'_n(\delta) \geq 0$. Finally, by nonnegativity of $\omega_n(\cdot)$, it follows that $\omega_n(\delta) \geq \omega_n(\delta) - \omega_n(\tilde{\delta})$, and so by taking $\tilde{\delta} \rightarrow 0$ in (53), we deduce that $\omega_n(\delta) \geq \delta \cdot \omega'_n(\delta)$. \square

B.2 Stein's heuristic

In this Section we provide more details regarding optimization problem (27) and the modulus of continuity problem (29) and provide rigorous arguments for the ideas sketched at the beginning of Section 3.1

As already mentioned, at first sight, it is not obvious how to solve optimization problem (27), since the problem is not concave in G , hence standard min-max results for convex-concave problems are not applicable. Nevertheless, Donoho [1994] provides a solution to this optimization problem by formalizing a powerful heuristic that goes back to Charles Stein. The key steps are as follows:

1. We search for the hardest 1-dimensional subfamily, i.e., we find $G_1, G_{-1} \in \mathcal{G}_n$, such that solving problem (27) over $\text{ConvexHull}(G_1, G_{-1})$ (instead of over all of \mathcal{G}_n) is as hard as possible. The precise definition of “hardest” is given by the modulus problem (29).
2. We find the minimax optimal estimator of problem (27) over the hardest 1-dimensional subfamily.
3. We then find that this solution is in fact optimal over all of \mathcal{G}_n .

To implement Step 1 of the heuristic, we solve the modulus problem (29) at δ (and assume it is solvable) and let $G_1^\delta, G_{-1}^\delta$ be solutions and $\omega'_n(\delta)$ an element of the superdifferential. Then Q defined in (31) solves the minimax problem (27) over $\text{ConvexHull}(G_1^\delta, G_{-1}^\delta)$ for $\Gamma_n = \Gamma_n(\delta) = \omega'_n(\delta)^2$ (Step 2). In fact, it solves this minimax problem over all of \mathcal{G}_n (Step 3), as can be verified by the proposition below, and so (27) can be computed by solving the the modulus problem (29) (we postpone computational details to Supplement D).

Proposition 12 (Properties of Q from in (31)). *Assume \mathcal{G}_n is convex, $\sup_{\tilde{G} \in \mathcal{G}_n} |L(\tilde{G})| < \infty$ and that $f_{\tilde{G}}(\cdot) \in \mathcal{L}^2(\lambda)$ for all $\tilde{G} \in \mathcal{G}_n$. Furthermore, assume that there exist $G_1^\delta, G_{-1}^\delta \in \mathcal{G}_n$ that solve the modulus problem at $\delta > 0$, i.e., are such that (30) holds and that $\inf_z \bar{f}(z) > 0$. Then:*

- (a) *Q defined by (31), achieves its worst case positive bias over \mathcal{G}_n for estimating $L(G)$ at G_{-1}^δ and negative bias at G_1^δ , i.e., letting $\text{Bias}_G[Q, L] = \int Q(z) f_G(z) d\lambda(z) - L(G)$, it holds that,*

$$\begin{aligned} \sup_{G \in \mathcal{G}_n} \text{Bias}_G[Q, L] &= \text{Bias}_{G_{-1}^\delta}[Q, L] \\ &= -\text{Bias}_{G_1^\delta}[Q, L] = -\inf_{G \in \mathcal{G}_n} \text{Bias}_G[Q, L]. \end{aligned} \quad (54)$$

(b) For $Q : \mathcal{Z} \rightarrow \mathbb{R}$, write $\widehat{\text{Var}}_{\bar{f}}[Q] = \int Q^2(z) \bar{f}(z) d\lambda(z) - \left(\int Q(z) \bar{f}(z) d\lambda(z) \right)^2$. Let $\Gamma_n = \widehat{\text{Var}}_{\bar{f}}[Q]/n$, then for any other function \tilde{Q} with $\widehat{\text{Var}}_{\bar{f}}[\tilde{Q}] \leq \Gamma_n \cdot n$, it holds that:

$$\sup_{G \in \mathcal{G}_n} \text{Bias}_G[\tilde{Q}, L]^2 \geq \sup_{G \in \mathcal{G}_n} \text{Bias}_G[Q, L]^2. \quad (55)$$

(c) Γ_n and the worst case bias have explicit expressions in terms of the modulus $\omega_n(\delta)$ and its superdifferential $\omega'_n(\delta)$:

$$\sup_{G \in \mathcal{G}_n} \text{Bias}_G[Q, L] = \frac{1}{2} [\omega_n(\delta) - \delta \omega'_n(\delta)], \quad (56)$$

$$\Gamma_n = \omega'_n(\delta)^2. \quad (57)$$

Proof. The arguments in this proof are well-known and appear in different forms for example in [Donoho, 1994, Low, 1995, Armstrong and Kolesár, 2018]. However, the statements there are provided in the context of Gaussian mean estimation and therefore we give a simplified, self-contained exposition.

(a) Below for notational convenience we will write G_1, G_{-1} for G_1^δ and G_{-1}^δ . First let us check what the bias is at G_1 :

$$\begin{aligned} \text{Bias}_{G_1}[Q, L] &= \int Q(z) f_{G_1}(z) d\lambda(z) - L(G_1) \\ &= -\frac{1}{2} (L(G_1) - L(G_{-1})) \\ &\quad + \frac{n\omega'_n(\delta)}{\delta} \left\{ \int \frac{f_{G_1}(z) - f_{G_{-1}}(z)}{\bar{f}(z)} f_{G_1}(\cdot) d\lambda(z) - \int \frac{(f_{G_1}(z) - f_{G_{-1}}(z)) f_{G_0}(z)}{\bar{f}(z)} d\lambda(z) \right\} \\ &= -\frac{1}{2} \omega_n(\delta) + \frac{n\omega'_n(\delta)}{2\delta} \int \frac{(f_{G_1}(z) - f_{G_{-1}}(z))^2}{\bar{f}(z)} d\lambda(z) \\ &= -\frac{1}{2} \omega_n(\delta) + \frac{\omega'_n(\delta)}{2\delta} \delta^2 \\ &= -\frac{1}{2} [\omega_n(\delta) - \delta \omega'_n(\delta)] \end{aligned}$$

Similarly, we get that: $\text{Bias}_{G_{-1}}[Q, L] = \frac{1}{2} [\omega_n(\delta) - \delta \omega'_n(\delta)]$. Let us now show that the worst case positive bias over \mathcal{G}_n is indeed obtained at G_{-1} . To this end take any other $G \in \mathcal{G}_n$, $G \neq G_1, G_{-1}$ and define for $\lambda \in [0, 1]$:

$$\begin{aligned} \Delta(\lambda) &= \left(n \cdot \int \frac{[f_{G_1}(z) - ((1-\lambda)f_{G_{-1}}(z) + \lambda f_G(z))]^2}{\bar{f}(z)} d\lambda(z) \right)^{1/2} \\ J(\lambda) &= L(G_1) - L((1-\lambda)G_{-1} + \lambda G) - \omega'_n(\delta) \Delta(\lambda) \end{aligned}$$

Observe that for any $\lambda \geq 0$:

$$\begin{aligned} J(\lambda) &\leq \omega_n(\Delta(\lambda)) - \omega'_n(\delta) \Delta(\lambda) \\ &\stackrel{(i)}{\leq} \sup_{\tilde{\delta} \geq 0} \left\{ \omega_n(\tilde{\delta}) - \omega'_n(\delta) \tilde{\delta} \right\} \\ &\stackrel{(ii)}{\leq} \omega_n(\delta) - \omega'_n(\delta) \delta \\ &= J(0) \end{aligned}$$

(i) follows by definition of the modulus ω_n and (ii) by noting that $\tilde{\delta} \mapsto \omega_n(\tilde{\delta}) - \omega'_n(\delta)\tilde{\delta}$ is concave and its superdifferential at δ includes the element $\omega'_n(\delta) - \omega'_n(\delta) = 0$ (also compare to (53)). The last equality holds by definition of $J(\lambda)$.

Continuing, by the chain rule and dominated convergence, it holds that $J(\lambda)$ is differentiable at 0 and so $J'(0) \leq 0$. Furthermore,

$$J'(0) = L(G_{-1}) - L(G) + \frac{n \cdot \omega'_n(\delta)}{\Delta(0)} \int \left(\frac{f_{G_1}(z) - f_{G_{-1}}(z)}{\bar{f}(z)} (f_G(z) - f_{G_{-1}}(z)) \right) d\lambda(z)$$

And now also note that $\Delta(0) = \delta$ and:

$$\begin{aligned} \text{Bias}_G[Q, L] - \text{Bias}_{G_{-1}}[Q, L] &= \left(\int Q(z) f_G(z) d\lambda(z) - L(G) \right) - \left(\int Q(z) f_{G_{-1}}(z) d\lambda(z) - L(G_{-1}) \right) \\ &= L(G_{-1}) - L(G) + \frac{n \cdot \omega'_n(\delta)}{\delta} \int \left(\frac{f_{G_1}(z) - f_{G_{-1}}(z)}{\bar{f}(z)} (f_G(z) - f_{G_{-1}}(z)) \right) d\lambda(z) \\ &= J'(0) \\ &\leq 0. \end{aligned}$$

By the above we conclude that:

$$\text{Bias}_G[Q, L] \leq \text{Bias}_{G_{-1}}[Q, L].$$

Finally, by repeating the same argument

$$\text{Bias}_G[Q, L] \geq \text{Bias}_{G_1}[Q, L].$$

(b) First let us write Γ_n in terms of $\omega'_n(\delta)$. Note that $\int Q(z) \bar{f}(z) d\lambda(z) = 0$, since

$$\int \frac{f_{G_1}(z) - f_{G_{-1}}(z)}{\bar{f}(z)} \bar{f}(z) d\lambda(z) = \int (f_{G_1}(z) - f_{G_{-1}}(z)) d\lambda(z) = 1 - 1 = 0,$$

and so,

$$\begin{aligned} \widehat{\text{Var}}_{\bar{f}}[Q] &= \frac{n^2 \cdot \omega'_n(\delta)^2}{\delta^2} \cdot \int \left(\frac{f_{G_1}(z) - f_{G_{-1}}(z)}{\bar{f}(z)} \right)^2 \bar{f}(z) d\lambda(z) \\ &= \frac{n^2 \cdot \omega'_n(\delta)^2}{\delta^2} \cdot \int \frac{(f_{G_1}(z) - f_{G_{-1}}(z))^2}{\bar{f}(z)} d\lambda(z) \\ &= \frac{n^2 \cdot \omega'_n(\delta)^2}{\delta^2} \cdot \frac{\delta^2}{n} \\ &= n \cdot \omega'_n(\delta)^2. \end{aligned}$$

Thus, $\Gamma_n = \omega'_n(\delta)^2$.

Now take any other function $\tilde{Q}(\cdot)$ and decompose it as, $\tilde{Q}(\cdot) = \tilde{Q}_0 + \tilde{Q}_1(\cdot)$, where $\tilde{Q}_0 = \int \tilde{Q}(z) \bar{f}(z) d\lambda(z)$, so that,

$$\widehat{\text{Var}}_{\bar{f}}[\tilde{Q}] = \int \tilde{Q}_1(z)^2 \bar{f}(z) d\lambda(z) \leq \Gamma_n \cdot n = n \cdot \omega'_n(\delta)^2.$$

Then:

$$\begin{aligned}
& \text{Bias}_{G_{-1}}[\tilde{Q}, L] - \text{Bias}_{G_1}[\tilde{Q}, L] \\
&= \left(\int \tilde{Q}_1(z) f_{G_{-1}}(z) d\lambda(z) - L(G_{-1}) \right) - \left(\int \tilde{Q}_1(z) f_{G_1}(z) d\lambda(z) - L(G_1) \right) \\
&= L(G_1) - L(G_{-1}) + \int \tilde{Q}_1(z) (f_{G_{-1}}(z) - f_{G_1}(z)) d\lambda(z) \\
&= \omega_n(\delta) + \int \tilde{Q}_1(z) \bar{f}(z)^{1/2} \frac{(f_{G_{-1}}(z) - f_{G_1}(z))}{\bar{f}(z)^{1/2}} d\lambda(z) \\
&\geq \omega_n(\delta) - \left(\int \tilde{Q}_1(z)^2 \bar{f}(z) d\lambda(z) \right)^{1/2} \left(\int \left(\frac{f_{G_1}(z) - f_{G_{-1}}(z)}{\bar{f}(z)} \right)^2 \bar{f}(z) d\lambda(z) \right)^{1/2} \\
&\geq \omega_n(\delta) - (n \cdot \omega'_n(\delta)^2)^{1/2} (\delta^2/n)^{1/2} \\
&= \omega_n(\delta) - \omega'_n(\delta) \delta \\
&= 2 \sup_{G \in \mathcal{G}_n} \{ |\text{Bias}_G[Q, L]| \}.
\end{aligned}$$

Above we used properties of $\omega_n(\cdot)$ shown in Proposition 11. Next,

$$\begin{aligned}
\sup_{G \in \mathcal{G}_n} \left\{ |\text{Bias}_G[\tilde{Q}, L]| \right\} &\geq \max \left\{ |\text{Bias}_{G_{-1}}[\tilde{Q}, L]|, |\text{Bias}_{G_1}[\tilde{Q}, L]| \right\} \\
&\geq \left(|\text{Bias}_{G_{-1}}[\tilde{Q}, L]| + |\text{Bias}_{G_1}[\tilde{Q}, L]| \right) / 2 \\
&\geq \sup_{G \in \mathcal{G}_n} \{ |\text{Bias}_G[Q, L]| \}.
\end{aligned}$$

(c) We already proved these statements as intermediate steps while proving (a) and (b). \square

B.3 Proof of Theorem 2

Proof. A word on notation: We drop the dependence on n , M and δ_n , whenever this does not cause confusion, for example we write G_1 instead of $G_1^{\delta_n}$ and so forth. Furthermore, we write $\tilde{\mathbb{E}}[\cdot]$ for conditional expectations with respect to \bar{f}, \mathcal{F}_n , and $\tilde{\mathbb{P}}[\cdot], \widetilde{\text{Var}}[\cdot]$ for conditional probabilities, resp. variances.

Before embarking on the formal argument, we briefly sketch our proof strategy. Our proof makes heavy use of the representation of $Q(\cdot)$ in (31). As a consequence of (31), it suffices to verify a central limit theorem for $\sum_{i=1}^n \tilde{Q}(Z_i)$, where,

$$\tilde{Q}(\cdot) = \frac{f_{G_1}(\cdot) - f_{G_{-1}}(\cdot)}{\bar{f}(\cdot)}. \tag{58}$$

In other words, we drop the additive and multiplicative constants in front of $\tilde{Q}(\cdot)$ that appear in the expression of $Q(\cdot)$ in (31). A central limit theorem (CLT) for \tilde{Q} directly implies a CLT for Q and thus also for \hat{L} . To prove the CLT for the sum of the $\tilde{Q}(Z_i)$, we note that $\tilde{Q}(Z_1), \dots, \tilde{Q}(Z_n)$ are i.i.d. conditionally on \bar{f}, \mathcal{F}_n , and so it suffices to verify Lindeberg's condition.

All our calculations of conditional expectations happen on the event A_n , which has asymptotic probability equal to 1. By definition of the event A_n in the statement of the theorem, there furthermore exists deterministic n_0 such that for all $n \geq n_0$, we also have that $4c_n \leq \eta$ and that $\{\inf_z \bar{f}(z) > \eta/2, f_G(z)/\bar{f}(z) \in [1/2, 2]\} \subset A_n$. We assume $n \geq n_0$ henceforth.

We start by studying the (conditional) moments of $\tilde{Q}(Z_i)$. For the first moment, we want to argue that its square is negligible compared to the second moment. Our argument crucially depends on the following cancellation:

$$\int \frac{f_{G_1}(z) - f_{G_{-1}}(z)}{\bar{f}(z)} \bar{f}(z) d\lambda(z) = \int f_{G_1}(z) d\lambda(z) - \int f_{G_{-1}}(z) d\lambda(z) = 1 - 1 = 0.$$

Using this cancellation, we get:

$$\begin{aligned} \left| \tilde{\mathbb{E}}_G [\tilde{Q}(Z_i)] \right| &= \left| \int \frac{f_{G_1}(z) - f_{G_{-1}}(z)}{\bar{f}(z)} f_G(z) d\lambda(z) \right| \\ &= \left| \int \frac{(f_{G_1}(z) - f_{G_{-1}}(z))}{\bar{f}(z)} (f_G(z) - \bar{f}(z)) d\lambda(z) \right| \\ &= \left| \int \frac{(f_{G_1}(z) - f_{G_{-1}}(z))}{\bar{f}(z)} \frac{(f_G(z) - \bar{f}(z))}{f_G(z)} f_G(z) d\lambda(z) \right| \\ &\leq \int \frac{|f_{G_1}(z) - f_{G_{-1}}(z)|}{\bar{f}(z)} \frac{|f_G(z) - \bar{f}(z)|}{f_G(z)} f_G(z) d\lambda(z) \\ &\leq \frac{c_n}{\eta} \int \frac{|f_{G_1}(z) - f_{G_{-1}}(z)|}{\bar{f}(z)} f_G(z) d\lambda(z). \end{aligned}$$

We next turn to lower bound the second moment. Observe that almost surely, by Jensen's inequality:

$$\tilde{\mathbb{E}}_G [\tilde{Q}(Z_i)^2] \geq \tilde{\mathbb{E}}_G [\left| \tilde{Q}(Z_i) \right|^2] = \left(\int \frac{|f_{G_1}(z) - f_{G_{-1}}(z)|}{\bar{f}(z)} f_G(z) d\lambda(z) \right)^2.$$

These two displays together imply that:

$$\tilde{\mathbb{E}}_G [\tilde{Q}(Z_i)]^2 \leq \frac{c_n^2}{\eta^2} \tilde{\mathbb{E}}_G [\tilde{Q}(Z_i)^2] \leq \frac{1}{16} \tilde{\mathbb{E}}_G [\tilde{Q}(Z_i)^2].$$

Next,

$$\tilde{\mathbb{E}}_G [\tilde{Q}(Z_i)^2] = \int \frac{(f_{G_1}(z) - f_{G_{-1}}(z))^2}{\bar{f}(z)} \frac{f_G(z)}{f_G(z)} d\lambda(z) \geq \frac{1}{2} \int \frac{(f_{G_1}(z) - f_{G_{-1}}(z))^2}{\bar{f}(z)} d\lambda(z) = \frac{\delta_n^2}{2n}.$$

Hence,

$$\widetilde{\text{Var}}_G [\tilde{Q}(Z_i)] = \tilde{\mathbb{E}}_G [\tilde{Q}(Z_i)^2] - \tilde{\mathbb{E}}_G [\tilde{Q}(Z_i)]^2 \geq \frac{15}{16} \tilde{\mathbb{E}}_G [\tilde{Q}(Z_i)^2] \geq \frac{15}{32} \frac{\delta_n^2}{n} \geq \frac{\delta_n^2}{4n}.$$

Furthermore,

$$\begin{aligned} \left\| \tilde{Q}(\cdot) - \tilde{\mathbb{E}}_G [\tilde{Q}(Z_i)] \right\|_\infty &\leq 2 \left\| \tilde{Q}(\cdot) \right\|_\infty \\ &\leq \frac{2 \left\| f_{G_1}(z) - f_{G_{-1}}(z) \right\|_\infty}{\inf \tilde{f}(z)} \\ &\leq \frac{4c_n}{\eta}. \end{aligned}$$

So:

$$\frac{\tilde{\mathbb{E}}_G \left[\left| \tilde{Q}(Z_i) - \tilde{\mathbb{E}}_G [\tilde{Q}(Z_i)] \right|^3 \right]}{\widetilde{\text{Var}}_G [\tilde{Q}(Z_i)]^{3/2} n^{1/2}} \leq \frac{\left\| \tilde{Q}(\cdot) - \tilde{\mathbb{E}}_G [\tilde{Q}(Z_i)] \right\|_\infty}{\widetilde{\text{Var}}_G [\tilde{Q}(Z_i)]^{1/2} n^{1/2}} \leq \frac{8}{\eta} \frac{c_n}{n^{1/2}(\delta_n/n^{1/2})} \leq \frac{8c_n}{\eta \delta^\ell}. \quad (59)$$

As argued in the beginning of the proof, this also implies the same bound for $Q(\cdot)$,

$$\frac{\tilde{\mathbb{E}}_G \left[\left| Q(Z_i) - \tilde{\mathbb{E}}_G [Q(Z_i)] \right|^3 \right]}{\widetilde{\text{Var}}_G [Q(Z_i)]^{3/2} n^{1/2}} \leq \frac{8c_n}{\eta \delta^\ell}. \quad (60)$$

We could in principle conclude now by applying the Lyapunov/Lindeberg CLT conditionally on \mathcal{F}_n, \tilde{f} along with Slutsky. To explain why the coverage of our intervals is uniform (under the conditions stated in the footnote of the theorem), we instead apply the Berry-Esseen bound (conditionally on \mathcal{F}_n, \tilde{f}) for Student's statistic [Bentkus and Götze, 1996, Theorem 1.1.]. Recall the definition of \hat{L} in (14), and define

$$T = \frac{1}{n} \sum_{i=1}^n (Q(Z_i) - \tilde{\mathbb{E}}_G [Q(Z_i)]) / \hat{V}^{1/2} = \left(\hat{L} - L(G) - \text{Bias}_G[Q, L] \right) / \hat{V}^{1/2},$$

and let Φ be the standard Normal CDF. Then, there exists a constant $C > 0$, such that on the event A_n and for n sufficiently large,¹⁸

$$\sup_{t \in \mathbb{R}} \left| \tilde{\mathbb{P}}_G [T \leq t] - \Phi(t) \right| \leq \min \left\{ 1, \frac{C}{\eta} \frac{c_n}{\delta^\ell} \right\}.$$

It follows (unconditionally) that,

$$\begin{aligned} \sup_{t \in \mathbb{R}} |\mathbb{P}_G [T \leq t] - \Phi(t)| &= \sup_{t \in \mathbb{R}} \left| \mathbb{E}_G \left[\tilde{\mathbb{P}}_G [T \leq t] - \Phi(t) \right] \right| \\ &\leq \sup_{t \in \mathbb{R}} \left| \mathbb{E}_G \left[\mathbf{1}(A_n) \cdot \left(\tilde{\mathbb{P}}_G [T \leq t] - \Phi(t) \right) \right] \right| + \mathbb{P}_G [A_n^c] \\ &\leq \frac{C}{\eta} \frac{c_n}{\delta^\ell} + \mathbb{P}_G [A_n^c] \end{aligned}$$

The first part of the Theorem follows, since $c_n \rightarrow 0$ and $\mathbb{P}_G [A_n^c] \rightarrow 0$ as $n \rightarrow \infty$, and so,

$$\left(\hat{L} - L(G) - \text{Bias}_G[Q, L] \right) / \sqrt{\hat{V}} \xrightarrow{d} \mathcal{N}(0, 1).$$

¹⁸Note that Bentkus and Götze [1996], do not apply the $(n-1)$ correction to the sample variance, in contrast to the definition of \hat{V} . The error term introduced due to this discrepancy is negligible and may be absorbed into C .

From Proposition 12, we know that $\sup_{\tilde{G} \in \mathcal{G}_n} |\text{Bias}_{\tilde{G}}[Q, L]| = \hat{B}$, and so, on the event $\{G \in \mathcal{G}_n\} \subset A_n$ it also holds that $|\text{Bias}_G[Q, L]| \leq \hat{B}$, i.e.,

$$\mathbb{P}_G \left[|\text{Bias}_G[Q, L]| \leq \hat{B} \right] \geq \mathbb{P}_G [A_n] = 1 - o(1).$$

It remains to prove coverage. Let $\tilde{t}_\alpha = t_\alpha(\hat{B}/\hat{V}^{1/2}, 1)$ and $\tilde{b} = \text{Bias}_G[Q, L]/\hat{V}^{1/2}$, then,

$$\begin{aligned} \mathbb{P}_G [L(G) \in \mathcal{I}_\alpha] &= \mathbb{P}_G \left[|\hat{L} - L(G)| \leq t_\alpha(\hat{B}, \hat{V}) \right] \\ &= \mathbb{P}_G \left[\left| \left(\hat{L} - L(G) - \text{Bias}_G[Q, L] \right) / \hat{V}^{1/2} + \tilde{b} \right| \leq \tilde{t} \right] \\ &= \mathbb{P}_G \left[-\tilde{t} - \tilde{b} \leq \left(\hat{L} - L(G) - \text{Bias}_G[Q, L] \right) / \hat{V}^{1/2} \leq \tilde{t} - \tilde{b} \right] \\ &= \mathbb{E}_G \left[\Phi(\tilde{t} - \tilde{b}) - \Phi(-\tilde{t} - \tilde{b}) \right] - o(1) \\ &\geq \mathbb{E}_G \left[\Phi(\tilde{t} - \tilde{b}) - \Phi(-\tilde{t} - \tilde{b}) \cdot \mathbf{1} \left(|\tilde{b}| \leq \hat{B}/\hat{V}^{1/2} \right) \right] - o(1) \\ &\stackrel{(i)}{\geq} (1 - \alpha) \mathbb{P}_G \left[|\text{Bias}_G[Q, L]| \leq \hat{B} \right] - o(1) \\ &\stackrel{(ii)}{=} 1 - \alpha - o(1) \end{aligned}$$

In (i) we used the definition of $t_\alpha(\cdot, \cdot)$ from (17) and in (ii) we used the bound on the bias we derived above. \square

B.4 Proof of Proposition 3

Proof. Throughout the proof we take $c_n = n^{-1/4} \log(n)$. There are three things we need to check (for each case).

(i) First we check the quality of the pilot \bar{f} . The key to our argument here is that

$$\sup_{t \in \mathbb{R}} \left| \hat{F}_n(t) - F_G(t) \right| = O_{\mathbb{P}}(1/\sqrt{n}),$$

see e.g., below (18) for the justification. Hence,

$$\begin{aligned} t_n &:= \sup_{t \in \mathbb{R}} \left| F_{\hat{G}_n}(t) - F_G(t) \right| \\ &\leq \sup_{t \in \mathbb{R}} \left| F_{\hat{G}_n}(t) - \hat{F}_n(t) \right| + \sup_{t \in \mathbb{R}} \left| \hat{F}_n(t) - F_G(t) \right| \\ &\stackrel{(*)}{\leq} 2 \sup_{t \in \mathbb{R}} \left| \hat{F}_n(t) - F_G(t) \right| \\ &= O_{\mathbb{P}}(1/\sqrt{n}). \end{aligned}$$

We note that (*) follows by the definition of \hat{G}_n as the minimum distance estimator (26). In the remainder of the proof we seek to bound $\sup_z |f_G(z) - \bar{f}(z)|$ in terms of t_n .

For the discrete examples from part (b), we only use the fact that λ is the counting measure on (a subset of) $\mathbb{N}_{\geq 0}$, so that e.g., $f_G(0) = F_G(0)$ and $f_G(z) = F_G(z) - F_G(z-1)$

for $z > 0$. Hence, recalling that $\bar{f}(z) = f_{\hat{G}_n}(z)$, and by the triangle inequality, we conclude that,

$$\sup_z |f_G(z) - \bar{f}(z)| \leq 2 \sup_{t \in \mathbb{R}} |F_{\hat{G}_n}(t) - F_G(t)| = 2t_n = O_{\mathbb{P}}(1/\sqrt{n}).$$

Let us now turn to the Gaussian example from part (a), say with $\sigma = 1$ (without loss of generality). We record the following fact. We have that,

$$f_G(z) = \mathbb{E}_G [\varphi(z - \mu)].$$

Hence,

$$f'_G(z) = \mathbb{E}_G [\varphi'(z - \mu)]. \quad (61)$$

Consequently $f'_G(z)$ is bounded, uniformly over all priors G and all z . Thus, for a constant $C > 0$ and for all G , z and $h > 0$:

$$\left| f_G(z) - \frac{1}{h} (F_G(z+h) - F_G(z)) \right| \leq C \cdot h.$$

So, arguing again by the triangle inequality, we have that

$$\sup_z |f_G(z) - \bar{f}(z)| \leq \frac{2t_n}{h} + 2Ch,$$

and by choosing $h = \sqrt{t_n}$, we conclude that:

$$\sup_z |f_G(z) - \bar{f}(z)| \leq O_{\mathbb{P}}(\sqrt{t_n}) = O_{\mathbb{P}}(n^{-1/4}).$$

(ii) Second we check that the localizations indeed include F_G , i.e., that $\mathbb{P}[F_G \in \mathcal{F}_n] \rightarrow 1$. Here we use the fact, that all F -localizations considered in this proposition are nested in α , i.e., $\mathcal{F}_n(\alpha) \subset \mathcal{F}_n(\alpha')$ for $\alpha' \leq \alpha$.

Thus, fix any ε . Let n_0 be such that $\alpha_n < \varepsilon/2$ for all $n \geq n_0$ (recall that $\alpha_n \rightarrow 0$) and n_1 be such that,

$$\mathbb{P}_G[F_G \in \mathcal{F}_n(\varepsilon/2)] \geq 1 - \varepsilon/2 - \varepsilon/2 = 1 - \varepsilon \text{ for all } n \geq n_1.$$

Such n_1 exists since all 3 F -localizations are asymptotically valid (at a fixed confidence level) in the sense of (9). Thus, using the nestedness property, for $n \geq \max\{n_0, n_1\}$, we have that,

$$\mathbb{P}_G[F_G \in \mathcal{F}_n(\alpha_n)] \geq \mathbb{P}_G[F_G \in \mathcal{F}_n(\varepsilon/2)] \geq 1 - \varepsilon.$$

Since $\varepsilon > 0$ was arbitrary, we conclude.

(iii) It remains to check that $\{\|f_{G_1}(\cdot) - f_{G_{-1}}(\cdot)\|_{\infty}\} \leq c_n$, where G_1, G_{-1} are the solutions to the modulus problem, also happens with probability tending to 1. Note that by definition, $G_1, G_{-1} \in \mathcal{F}_n(\alpha_n)$. We consider each F -localization separately.

DKW- F -localization: By (18),

$$\begin{aligned} \sup_t |F_{G_1}(t) - F_{G_{-1}}(t)| &\leq \sup_t |F_{G_1}(t) - \hat{F}_n(t)| + \sup_t |F_{G_{-1}}(t) - \hat{F}_n(t)| \\ &\leq 2\sqrt{\log(2/\alpha_n)/(2n)}. \end{aligned}$$

Then, we can argue as in part (i) of this proof that this implies bounds on $\{\|f_{G_1}(\cdot) - f_{G_{-1}}(\cdot)\|_\infty\}$ in all cases (note that in the Gaussian case we use the bounded second derivative argument for $z \in [-M, M]$ and handle $\triangleleft, \triangleright$ as discrete).

χ^2 - F -localization: Consider the event $C_n = \{\inf_z \bar{f}(z) > \eta/2\}$, where $\eta > 0$ is such that $\inf_z f_G(z) > \eta$. C_n has probability tending to 1 as $n \rightarrow \infty$ (as follows from the proof of (i) above). Note that, on the event C_n , for any z' ,

$$(f_{G_{-1}}(z') - f_{G_{-1}}(z'))^2 \leq \frac{2}{\eta} \sum_i \frac{(f_{G_{-1}}(z) - f_{G_{-1}}(z'))^2}{\bar{f}(z)} \leq \frac{2}{\eta} \cdot \frac{(\delta^u)^2}{n}.$$

Thus,

$$\|f_{G_1}(\cdot) - f_{G_{-1}}(\cdot)\|_\infty = O_{\mathbb{P}}(1/\sqrt{n}).$$

Gauss- F -localization: Again all our calculations assume that the event $\{\inf_z \bar{f}(z) > \eta/2\}$ has occurred. Let us first treat \triangleleft and \triangleright separately. Arguing as in the case for the χ^2 - F -localization, we find that,

$$(f_{G_{-1}}(\triangleleft) - f_{G_{-1}}(\triangleleft))^2 \leq \frac{2}{\eta} \cdot \frac{(\delta^u)^2}{n},$$

and similarly for \triangleright . Next, for $z \in [-M, M]$, we use the smoothness of the convolved densities. Namely, suppose,

$$|f_{G_1}(z) - f_{G_{-1}}(z)| =: \varepsilon > 0.$$

Then, $|f_{G_1}(z) - f_{G_{-1}}(z)| > \varepsilon/2$ in an interval of length $c \cdot \varepsilon$, for a universal small constant $c > 0$, as follows by the boundedness of the derivative (61). This means that,

$$\frac{(\delta^u)^2}{n} \geq \int_{[-M, M]} \frac{(f_{G_1}(z) - f_{G_{-1}}(z))^2}{\bar{f}(z)} d\lambda(z) \geq c' \varepsilon^3,$$

for another constant c' . Note that we also used the fact that $\bar{f}(z)$ is uniformly bounded. By rearranging, we find that,

$$|f_{G_1}(z) - f_{G_{-1}}(z)| = O_{\mathbb{P}}(n^{-1/3}).$$

□

B.5 Proof of Theorem 5

Proof. This proof is a continuation of the proof of Theorem 2, and so we also use the notation used therein. In particular, all calculations take place on the event A_n (which has probability tending to 1 as $n \rightarrow \infty$). Furthermore, we write $\widetilde{\text{Cov}}[\cdot]$ for the covariance conditionally on \mathcal{F}_n, \bar{f} . Let $c^* = \theta_G(z)$ and κ^* be such that $c^* = \kappa^* c^\ell + (1 - \kappa^*) c^u$ and $Q^{c^*} = \kappa^* Q^\ell + (1 - \kappa^*) Q^u$. Note that $\kappa^* \in [0, 1]$, since on the event A_n , $F_G \in \mathcal{F}_n$, and so $c^\ell \leq c^* \leq c^u$.

We first note that our algorithm estimates the bias conservatively. To see, this, note that:

$$\begin{aligned}\text{Bias}_G[Q^{c^*}, L] &= \int Q^{c^*}(z) f_G(z) d\lambda(z) - L(G) \\ &= \int (\kappa^* Q^\ell(z) + (1 - \kappa^*) Q^u(z)) f_G(z) d\lambda(z) - L(G) \\ &= \kappa^* \text{Bias}_G[Q^\ell, L] + (1 - \kappa^*) \text{Bias}_G[Q^u, L].\end{aligned}$$

Thus,

$$\sup_G |\text{Bias}_G[Q^{c^*}, L]| \leq \kappa^* \sup_G |\text{Bias}_G[Q^\ell, L]| + (1 - \kappa^*) \sup_G |\text{Bias}_G[Q^u, L]|,$$

and the RHS is precisely our bound for the worst-case bias.

We next seek to prove that the Lyapunov/Lindeberg bound (60) that holds for Q^ℓ, Q^u on the event A_n also applies to Q^{c^*} (with a larger constant) on a smaller event, that however also has asymptotic probability equal to 1 (just as A_n does). The result will follow, using the Berry-Esseen bound of Bentkus and Götze [1996] (as in the Proof of Theorem 2) and the argument in the proof of Corollary 4.

All our conditional calculations occur on the event A_n of Theorem 2, and on the event,

$$\tilde{A}_n = \left\{ \widetilde{\text{Cov}}_G [Q^\ell(Z_i), Q^u(Z_i)] \geq (-1 + \varepsilon/2) \cdot \widetilde{\text{Var}}_G [Q^\ell(Z_i)]^{1/2} \widetilde{\text{Var}}_G [Q^u(Z_i)]^{1/2} \right\}.$$

We will show below that $\mathbb{P}_G[\tilde{A}_n] \rightarrow 1$ and so also $\mathbb{P}_G[\tilde{A}_n \cap A_n] \rightarrow 1$ as $n \rightarrow \infty$. For now we seek to provide a Lyapunov/Lindeberg bound (60) for Q^{c^*} . To this end, first note that on $\tilde{A}_n \cap A_n$,

$$\begin{aligned}& \widetilde{\text{Var}}_G [Q^{c^*}(Z_i)] \\ &= \widetilde{\text{Var}}_G [\kappa^* Q^\ell(Z_i) + (1 - \kappa^*) Q^u(Z_i)] \\ &= (\kappa^*)^2 \widetilde{\text{Var}}_G [Q^\ell(Z_i)] + (1 - \kappa^*)^2 \widetilde{\text{Var}}_G [Q^u(Z_i)] + 2\kappa^*(1 - \kappa^*) \widetilde{\text{Cov}}_G [Q^\ell(Z_i), Q^u(Z_i)] \\ &\geq (\kappa^*)^2 \widetilde{\text{Var}}_G [Q^\ell(Z_i)] + (1 - \kappa^*)^2 \widetilde{\text{Var}}_G [Q^u(Z_i)] - 2\kappa^*(1 - \kappa^*)(1 - \varepsilon/2) \cdot \widetilde{\text{Var}}_G [Q^\ell(Z_i)]^{1/2} \widetilde{\text{Var}}_G [Q^u(Z_i)]^{1/2} \\ &\geq \left((\kappa^*)^2 \widetilde{\text{Var}}_G [Q^\ell(Z_i)] + (1 - \kappa^*)^2 \widetilde{\text{Var}}_G [Q^u(Z_i)] \right) \cdot \varepsilon/2.\end{aligned}$$

In the last step we used the inequality $2ab \leq a^2 + b^2$. On the other hand,

$$\begin{aligned}& \tilde{\mathbb{E}}_G \left[\left| Q^{c^*}(Z_i) - \tilde{\mathbb{E}}_G [Q^{c^*}(Z_i)] \right|^3 \right] \\ &= \tilde{\mathbb{E}}_G \left[\left| \kappa^* (Q^\ell(Z_i) - \tilde{\mathbb{E}}_G [Q^\ell(Z_i)]) + (1 - \kappa^*) (Q^u(Z_i) - \tilde{\mathbb{E}}_G [Q^u(Z_i)]) \right|^3 \right] \\ &\leq 8(\kappa^*)^3 \tilde{\mathbb{E}}_G \left[\left| Q^\ell(Z_i) - \tilde{\mathbb{E}}_G [Q^\ell(Z_i)] \right|^3 \right] + 8(1 - \kappa^*)^3 \tilde{\mathbb{E}}_G \left[\left| Q^u(Z_i) - \tilde{\mathbb{E}}_G [Q^u(Z_i)] \right|^3 \right].\end{aligned}$$

Thus we now combine the two aforementioned inequalities,

$$\begin{aligned}
& \frac{\tilde{\mathbb{E}}_G \left[\left| Q^{c^*}(Z_i) - \tilde{\mathbb{E}}_G [Q^{c^*}(Z_i)] \right|^3 \right]}{\widetilde{\text{Var}}_G [Q^{c^*}(Z_i)]^{3/2} n^{1/2}} \\
& \leq \frac{8(\kappa^*)^3 \tilde{\mathbb{E}}_G \left[\left| Q^\ell(Z_i) - \tilde{\mathbb{E}}_G [Q^\ell(Z_i)] \right|^3 \right] + 8(1 - \kappa^*)^3 \tilde{\mathbb{E}}_G \left[\left| Q^u(Z_i) - \tilde{\mathbb{E}}_G [Q^u(Z_i)] \right|^3 \right]}{\left((\kappa^*)^2 \widetilde{\text{Var}}_G [Q^\ell(Z_i)] + (1 - \kappa^*)^2 \widetilde{\text{Var}}_G [Q^u(Z_i)] \right)^{3/2} \cdot (\varepsilon/2)^{3/2} n^{1/2}} \\
& \leq \frac{C}{\varepsilon^{3/2}} \left\{ \frac{\tilde{\mathbb{E}}_G \left[\left| Q^\ell(Z_i) - \tilde{\mathbb{E}}_G [Q^\ell(Z_i)] \right|^3 \right]}{\widetilde{\text{Var}}_G [Q^\ell(Z_i)]^{3/2} n^{1/2}} + \frac{\tilde{\mathbb{E}}_G \left[\left| Q^u(Z_i) - \tilde{\mathbb{E}}_G [Q^u(Z_i)] \right|^3 \right]}{\widetilde{\text{Var}}_G [Q^u(Z_i)]^{3/2} n^{1/2}} \right\} \\
& \leq C' \frac{c_n}{\varepsilon^{3/2} \eta \delta^\ell}.
\end{aligned}$$

Here $C, C' > 0$ are some constants. The last step follows by applying (60) that holds for Q^ℓ, Q^u by the proof of Theorem 2. It remains to prove that \tilde{A}_n has asymptotic probability tending to 1. To this end, let $\tilde{\varepsilon} > 0$, and also let,

$$W_n = \frac{1}{n} \sum_{i=1}^n \left(Q^\ell(Z_i) - \tilde{\mathbb{E}}_G [Q^\ell(Z_i)] \right) \left(Q^u(Z_i) - \tilde{\mathbb{E}}_G [Q^u(Z_i)] \right).$$

Then:

$$\begin{aligned}
& \tilde{\mathbb{P}}_G \left[W_n - \widetilde{\text{Cov}}_G [Q^\ell(Z_i), Q^u(Z_i)] \geq \tilde{\varepsilon} \widetilde{\text{Var}}_G [Q^\ell(Z_i)]^{1/2} \widetilde{\text{Var}}_G [Q^u(Z_i)]^{1/2} \right] \\
& \leq \tilde{\mathbb{E}}_G \left[\left(Q^\ell(Z_i) - \tilde{\mathbb{E}}_G [Q^\ell(Z_i)] \right)^2 \left(Q^u(Z_i) - \tilde{\mathbb{E}}_G [Q^u(Z_i)] \right)^2 \right] / \left(n \tilde{\varepsilon}^2 \widetilde{\text{Var}}_G [Q^\ell(Z_i)] \widetilde{\text{Var}}_G [Q^u(Z_i)] \right) \\
& \leq \frac{\tilde{\mathbb{E}}_G \left[\left(Q^\ell(Z_i) - \tilde{\mathbb{E}}_G [Q^\ell(Z_i)] \right)^4 \right]^{1/2} \tilde{\mathbb{E}}_G \left[\left(Q^u(Z_i) - \tilde{\mathbb{E}}_G [Q^u(Z_i)] \right)^4 \right]^{1/2}}{n \tilde{\varepsilon}^2 \widetilde{\text{Var}}_G [Q^\ell(Z_i)] \widetilde{\text{Var}}_G [Q^u(Z_i)]} \\
& \leq \frac{C c_n^2}{(\tilde{\varepsilon} \eta \delta^\ell)^2},
\end{aligned}$$

for another constant $C > 0$. The argument for the last line is analogous to the argument that led up to (60). This also means that unconditionally,

$$\begin{aligned}
& \mathbb{P}_G \left[W_n - \widetilde{\text{Cov}}_G [Q^\ell(Z_i), Q^u(Z_i)] \geq \tilde{\varepsilon} \widetilde{\text{Var}}_G [Q^\ell(Z_i)]^{1/2} \widetilde{\text{Var}}_G [Q^u(Z_i)]^{1/2} \right] \\
& \leq \frac{C c_n^2}{(\tilde{\varepsilon} \eta \delta^\ell)^2} + \mathbb{P}_G [A_n^c] \rightarrow 0 \text{ as } n \rightarrow \infty.
\end{aligned}$$

By a similar argument we can prove that $n \hat{V}^\ell / \widetilde{\text{Var}}_G [Q^\ell(Z_i)] = 1 + o_{\mathbb{P}}(1)$, $n \hat{V}^u / \widetilde{\text{Var}}_G [Q^u(Z_i)] = 1 + o_{\mathbb{P}}(1)$ and that

$$\frac{1}{n} \sum_{i=1}^n \left(Q^\ell(Z_i) - \tilde{\mathbb{E}}_G [Q^\ell(Z_i)] \right) / \widetilde{\text{Var}}_G [Q^\ell(Z_i)]^{1/2} = o_{\mathbb{P}}(1),$$

and similarly for Q^u . Combining the above results, with the assumption of the Theorem, it follows that $\mathbb{P}_G[\tilde{A}_n \cap A_n] \rightarrow 1$. □

C Computational aspects for F -localization

C.1 Parametric convex programming for F -localization intervals

We explain how to compute $\hat{\theta}_\alpha^+(z)$ in (10) (the steps for $\hat{\theta}_\alpha^-(z)$ being analogous) when \mathcal{G} and \mathcal{F}_n are convex, but not necessarily representable through linear constraints. Recall that $\theta_G(z) = a_G(z)/f_G(z)$. We first compute confidence intervals for $f_G(z)$ using the same F -localization, i.e.,

$$\hat{f}_\alpha^-(z) = \inf \{f_G(z) \mid G \in \mathcal{G}(\mathcal{F}_n(\alpha))\}, \hat{f}_\alpha^+(z) = \sup \{f_G(z) \mid G \in \mathcal{G}(\mathcal{F}_n(\alpha))\}.$$

The objective here is linear and the constraints are convex, and so the above is a convex programming problem. We then observe that

$$\begin{aligned} \hat{\theta}_\alpha^+(z) &= \sup \{\theta_G(z) \mid G \in \mathcal{G}(\mathcal{F}_n(\alpha))\} \\ &= \sup \left[\sup \{a_G(z)/t \mid G \in \mathcal{G}(\mathcal{F}_n(\alpha)), f_G(z) = t\} \mid t \in [\hat{f}_\alpha^-(z), \hat{f}_\alpha^+(z)] \right]. \end{aligned}$$

Hence, we can proceed as follows. Let \mathcal{T} be a fine discretization of $[\hat{f}_\alpha^-(z), \hat{f}_\alpha^+(z)]$, say with 100 equidistant points. Then, for each $t \in \mathcal{T}$, compute:

$$\hat{\theta}_\alpha^+(z; t) = \sup \{a_G(z)/t \mid G \in \mathcal{G}(\mathcal{F}_n(\alpha)), f_G(z) = t\}.$$

Note that this problem also has an objective that is linear in G , and specifies convex constraints on G , i.e., it is a convex programming problem. Finally, we report $\hat{\theta}_\alpha^+(z) = \max_{t \in \mathcal{T}} \hat{\theta}_\alpha^+(z; t)$.

C.2 Considerations for discretization of \mathcal{G}

If an infinite-dimensional \mathcal{G} is specified, then it is important to guarantee that the error when solving (10) or (29) with a discretized class $\tilde{\mathcal{G}}$ instead of \mathcal{G} , is negligible compared to e.g., the confidence interval width. This typically requires \mathcal{G} to be tight, and in our applications we used the prior classes (5), (6) and (7) with \mathcal{K} chosen as a compact set.

The following proposition can be used to verify the accuracy of a discretization $\tilde{\mathcal{G}}$.

Proposition 13. *Consider the linear functional $L(G) = \int \psi(\mu) dG(\mu)$ for a function $\psi(\cdot)$.*

- a) *If $|\psi(\mu)| \leq C_\psi$, then, $\inf_{\tilde{G} \in \tilde{\mathcal{G}}} |L(G) - L(\tilde{G})| \leq C_\psi/2 \inf_{\tilde{G} \in \tilde{\mathcal{G}}} \{\text{TV}(G, \tilde{G})\}$, where $\text{TV}(G, \tilde{G}) = \sup_A |G(A) - \tilde{G}(A)|$ is the total variation distance between G and \tilde{G} .*
- b) *If $\psi(\mu)$ is C_ψ -Lipschitz continuous, then, $\inf_{\tilde{G} \in \tilde{\mathcal{G}}} |L(G) - L(\tilde{G})| \leq C_\psi \inf_{\tilde{G} \in \tilde{\mathcal{G}}} \{W_1(G, \tilde{G})\}$, with $W_1(G, \tilde{G}) = \inf \{\mathbb{E}[\|\mu - \tilde{\mu}\|] : (\mu, \tilde{\mu}) \text{ random variables s.t. } \mu \sim G, \tilde{\mu} \sim \tilde{G}\}$ the Wasserstein distance between G and \tilde{G} (cf. Panaretos and Zemel [2019] and references therein).*

Proof. **a)** Recall that $\text{TV}(G, \tilde{G}) = \frac{1}{2} \int |dG(\mu) - d\tilde{G}(\mu)|$. Thus,

$$\left| L(G) - L(\tilde{G}) \right| = \left| \int \psi(\mu) (dG(\mu) - d\tilde{G}(\mu)) \right| \leq C_\psi \int |dG(\mu) - d\tilde{G}(\mu)| \leq 2C_\psi \text{TV}(G, \tilde{G}).$$

b) Letting $\mu \sim G, \tilde{\mu} \sim \tilde{G}$, the optimal Wasserstein coupling, we get

$$\left| L(G) - L(\tilde{G}) \right| = |\mathbb{E}[\psi(\mu)] - \mathbb{E}[\psi(\tilde{\mu})]| \leq \mathbb{E}[|\psi(\mu) - \psi(\tilde{\mu})|] \leq C_\psi \mathbb{E}[|\mu - \tilde{\mu}|] = C_\psi W_1(G, \tilde{G}).$$

□

For example, when part b) of the Proposition is applicable, then it suffices for $\tilde{\mathcal{G}}$ to be a cover of \mathcal{G} in terms of the Wasserstein distance. In some cases, part b) is not applicable. For example, when constructing intervals for the local false sign rate in the standard Gaussian empirical Bayes problem, then the numerator $a_G(z)$ in (12) takes the form $a_G(z) = \int \psi(\mu) dG(\mu)$ with $\psi(\mu) = \mathbf{1}(\mu \geq 0) \varphi(z - \mu)$, and so $\psi(\cdot)$ is not Lipschitz continuous. Instead, part a) of the Proposition is applicable, and so a cover in total variation suffices.

Below we provide details for the discretization of $\mathcal{P}(\mathcal{K})$ (5) and $\mathcal{LN}(\tau, \mathcal{K})$ (6), when \mathcal{K} is a compact interval.

C.2.1 Discretization of compactly supported distributions

Consider $\mathcal{P}([L, U])$ (5), the class of all distributions supported on the compact interval $\mathcal{K} = [L, U]$. We first discretize $\mathcal{K} = [L, U]$ as the finite grid

$$\mathcal{K}(p, L, U) = \left\{ L, L + \frac{U - L}{p}, L + 2\frac{U - L}{p}, \dots, U \right\}, \quad p \in \mathbb{N}. \quad (62)$$

Then $\mathcal{P}([L, U])$ may be discretized by considering $\mathcal{P}(\mathcal{K}(p, L, U))$, the class of all distributions supported on the grid $\mathcal{K}(p, L, U)$. This class is amenable to our optimization tasks. By enumerating the grid elements as $\mathcal{K}(p, L, U) = \{\mu_1, \dots, \mu_{p+1}\}$, we may represent every $G \in \mathcal{P}(\mathcal{K}(p, L, U))$ by the probabilities $\pi_j = \mathbb{P}_G[\mu = \mu_j]$ assigned to μ_j , and so we may identify $\mathcal{P}(\mathcal{K}(p, L, U))$ with the probability simplex:

$$S^{p+1} = \left\{ (\pi_1, \dots, \pi_{p+1}) \in [0, 1]^{p+1} \mid \sum_{j=1}^{p+1} \pi_j = 1 \right\}. \quad (63)$$

S^{p+1} is a linear polytope. See (19) for an explicit example of how it is used for computations. In Section 5.1 we discretized $\mathcal{P}([0, 1])$ as above with $p + 1 = 300$.

Finally, we note that the discretization $\mathcal{P}(\mathcal{K}(p, L, U))$ provides a $O((U - L)/p)$ covering of $\mathcal{P}([L, U])$ in Wasserstein distance, but not in total variation distance. For this discretization scheme, Proposition 13 justifies inference for functionals satisfying b) of its statement. The implication for inference on empirical Bayes estimands is that we may use the above discretization to conduct inference for the posterior mean, e.g., in the Gaussian empirical Bayes problem.

C.2.2 Discretization of Gaussian location mixtures

Consider the class of distributions $\mathcal{LN}(\tau, \mathcal{K})$ from (6) in the special case where $\mathcal{K} = [L, U]$ is a compact interval. Then letting $\mathcal{K}(p, L, U)$ (62) the equidistant discretization of $[L, U]$, we use $\mathcal{LN}(\tau, \mathcal{K}(p, L, U))$ as a discretization of $\mathcal{LN}(\tau, \mathcal{K})$ that is amenable to efficient computation. We have the following numerical representation of $\mathcal{LN}(\tau, \mathcal{K}(p, L, U))$:

$$G \in \mathcal{LN}(\tau, \mathcal{K}(p, L, U)) \iff G = \sum_{j=0}^p \pi_j \mathcal{N}(\mu_j, \tau^2), \quad (\pi_1, \dots, \pi_{p+1}) \in S^{p+1} \quad (64)$$

Here (64) refers to the probability simplex (63) and so $\mathcal{LN}(\tau, \mathcal{K}(p, L, U))$ can also be represented in term of S^{p+1} . Furthermore in the Gaussian empirical Bayes problem (1) with $Z \mid \mu \sim \mathcal{N}(\mu, \sigma^2)$, and G discretized as in (64) we typically do not need to resort to numerical quadrature. To see this, note that for $G \in \mathcal{LN}(\tau, \mathcal{K}(p, L, U))$:

$$L(G) = \sum_j \pi_j L(\mathcal{N}(\mu_j, \tau^2)),$$

and for many functionals of interest there exist explicit expressions for $L(\mathcal{N}(\mu_j, \tau^2))$. A special case of the above result is marginalization:

$$Z \sim \sum_j \pi_j \mathcal{N}(\mu_j, \tau^2 + \sigma^2).$$

Finally, we note that by a direct calculation it follows that $\mathcal{LN}(\tau, \mathcal{K}(p, L, U))$ provides a $O((U - L)/p)$ covering of $\mathcal{LN}(\tau, [L, U])$ in both total variation and Wasserstein distance. Inference based on the discretized class will thus be valid for linear functionals satisfying a) or b) of Proposition 13 as long as p is large enough.

D Computational aspects for AMARI

D.1 Discretization

Discretization of \mathcal{G} : Here the same considerations apply as in Section C.2.

Discretization of Z : Computing (29) for a continuous likelihood, such as $\mathcal{N}(\mu, \sigma^2)$, requires numerical integration, e.g., to compute $\int (f_{G^\delta}^M(z) - f_{G^{\delta-1}}^M(z))^2 / f_n^M(z) d\lambda^M(z)$. In this section we explain how to conduct the discretization rigorously. Our goal is to allow an arbitrary discretization (that may be coarse) by accounting for the discretization in the calculation of the worst-case bias. In particular, even if the discretization is too coarse, our intervals will have correct coverage, although they may be overly wide.

Fix $M > 0$ as in (28), and consider the grid,¹⁹

$$\mathcal{I} = \mathcal{I}_n = \{-M = t_{1,n} < t_{2,n} < \dots < t_{K_n-1,n} = M\}, \quad (65)$$

¹⁹In practice, to guarantee shorter confidence intervals, the grid should be made as dense as possible, subject to computational constraints, and should also become denser as n increases. In the Gaussian problem for example, we discretize $[-M, M]$ as a dense equidistant grid, with step size $\ll \sigma$. While we do not pursue this further here, existing theory for discretization in statistical inverse problems [Johnstone and Silverman, 1991] suggests that even relatively coarse gridding suffices to maintain the minimax risk. The result of Theorem 2 allows for an arbitrary discretization of $[-M, M]$ (by applying the results of that theorem to the ‘discretized’ likelihood) that can also change with n .

where the grid may depend on n . Also let us define $t_{0,n} = -\infty$, $t_{K_n,n} = +\infty$ and $I_{k,n} = [t_{k-1,n}, t_{k,n})$ for $k \in \{1, \dots, K_n\}$ and $K_n \in \mathbb{N}$. In analogy to (28), we define:

$$Z_i^{\mathcal{I}} := \sum_{k=1}^{K_n} k \mathbf{1}(Z_i \in I_{k,n}) \in \{1, \dots, K_n\}. \quad (66)$$

Also let $\lambda^{\mathcal{I}}$ the counting measure on $\{1, \dots, K_n\}$ and analogously to the development after (28), define $f_G^{\mathcal{I}}$ to be the marginal density of $Z_i^{\mathcal{I}}$ with respect to $\lambda^{\mathcal{I}}$, i.e., $f_G^{\mathcal{I}}(k) = \int f_G(z) \mathbf{1}(z \in I_{k,n}) d\lambda(z)$ for $k \in \{1, \dots, K_n\}$ and also define $\bar{f}^{\mathcal{I}}(k)$ analogously.

In view of the above considerations, the modulus problem (29) takes on the following discrete form:

$$\sup \left\{ L(G_1) - L(G_{-1}) \mid G_1, G_{-1} \in \mathcal{G}_n, n \cdot \sum_{k=1}^{K_n} \frac{(f_{G_1}^{\mathcal{I}}(k) - f_{G_{-1}}^{\mathcal{I}}(k))^2}{\bar{f}^{\mathcal{I}}(k)} \leq \delta^2 \right\}. \quad (67)$$

Below we discuss the solution of this discretized form of the modulus.

D.2 Computing the affine minimax estimator

D.2.1 Direct form of the modulus problem

To solve (67) with modern convex optimization solvers, it is convenient to represent it as follows

$$\sup_{G_1, G_{-1}} L(G_1) - L(G_{-1}) \quad (68a)$$

$$\text{s.t.} \quad \sqrt{\sum_{k=1}^{K_n} \frac{(f_{G_1}^{\mathcal{I}}(k) - f_{G_{-1}}^{\mathcal{I}}(k))^2}{\bar{f}^{\mathcal{I}}(k)}} \leq \frac{\delta}{\sqrt{n}} \quad (68b)$$

$$G_1, G_{-1} \in \mathcal{G} \quad (68c)$$

$$G_1, G_{-1} \text{ are F-localized, i.e., } F_{G_1}, F_{G_{-1}} \in \mathcal{F}_n \quad (68d)$$

We make the following observations:

- The optimization variables are $G_1, G_2 \in \mathcal{G}$. With \mathcal{G} suitably discretized, as in Section C.2, these have finite-dimensional representations. The choices of (discretized) \mathcal{G} considered in this work may be represented using a finite number of linear constraints.
- The objective (68a) is linear in the optimization variables.
- The maps $G_\ell \mapsto f_{G_\ell}^{\mathcal{I}}(k)$ are linear in G_ℓ and so (68b) corresponds to a second order cone constraint.
- The localization constraints in (68d) may be implemented as a finite number of constraints on G_1 , resp. G_{-1} . These can be either linear (DKW and Gauss- F -localizations) or quadratic (χ^2 - F -localization) in the optimization variables. To see these two claims, first note that the maps $G_\ell \mapsto F_{G_\ell}$ are also linear. Furthermore, inspecting the proof of Theorem 2, we see that (32) only needs to hold for the discretized distributions, $F_{G_1}^{\mathcal{I}}, F_{G_{-1}}^{\mathcal{I}}, F_G^{\mathcal{I}}, \bar{F}^{\mathcal{I}}$ (with triangular array asymptotics accounting for \mathcal{I} changing with n).

As a consequence of the above observations, the discretized modulus problem may be represented as a finite-dimensional second order conic program (SOCP) [Boyd and Vandenberghe, 2004], which in turn is efficiently solvable by modern convex optimization solvers such as Mosek [ApS, 2020] or Hypatia [Coey et al., 2020]. In our numerical examples we use Mosek; our implementation can also use Hypatia.

D.2.2 Superdifferential of the modulus problem and duality

Evaluation of the estimator (31) requires access to $\omega'_n(\delta)$, an element of the superdifferential of the modulus of continuity $\omega_n(\delta)$ at $\delta = \delta_n$. An element $\omega'_n(\delta) \cdot \sqrt{n}$ may be directly extracted upon solving (68) as the dual variable associated to the constraint (68b), provided that strong duality holds, and the primal and dual optima are attained. Many convex solvers, including Mosek and Hypatia, return the dual variables.

Argument sketch. Define the Lagrangian of (68) for $\lambda \geq 0$:

$$\mathcal{L}(G_1, G_{-1}, \lambda; \delta) = L(G_1) - L(G_{-1}) - \lambda \left[\left(\sum_{k=1}^{K_m} \frac{(f_{G_1}^{\mathcal{I}}(k) - f_{G_{-1}}^{\mathcal{I}}(k))^2}{\bar{f}^{\mathcal{I}}(k)} \right)^{1/2} - \frac{\delta}{\sqrt{n}} \right].$$

Note that we parametrize the optimization problem and also the Lagrangian by δ . For any feasible G_1, G_{-1} and $\lambda \geq 0$

$$\mathcal{L}(G_1, G_{-1}, \lambda; \delta) \geq L(G_1) - L(G_{-1}). \quad (69)$$

Let $G_1^\delta, G_{-1}^\delta$ be primal optimal solutions to (68) and let λ^δ be the optimal dual variable, then [Boyd and Vandenberghe, 2004, Chapter 5.5.2]:

$$\omega_n(\delta) = L(G_1^\delta) - L(G_{-1}^\delta) = \mathcal{L}(G_1^\delta, G_{-1}^\delta, \lambda^\delta; \delta) = \sup_{G_1, G_{-1}} \mathcal{L}(G_1, G_{-1}, \lambda^\delta; \delta) \quad (70)$$

Now fix $\delta > 0$ and take any $\Delta\delta$ such that $\Delta\delta > -\delta$. Also let $G_1^{\delta+\Delta\delta}, G_{-1}^{\delta+\Delta\delta}$ solutions to (68) at $\delta + \Delta\delta$. Putting all results together

$$\begin{aligned} \omega_n(\delta + \Delta\delta) &= L(G_1^{\delta+\Delta\delta}) - L(G_{-1}^{\delta+\Delta\delta}) \\ &\stackrel{(69)}{\leq} \mathcal{L}(G_1^{\delta+\Delta\delta}, G_{-1}^{\delta+\Delta\delta}, \lambda^\delta; \delta + \Delta\delta) \\ &= L(G_1^{\delta+\Delta\delta}) - L(G_{-1}^{\delta+\Delta\delta}) - \lambda^\delta \left[\left(\sum_{k=1}^{K_m} \frac{(f_{G_1^{\delta+\Delta\delta}}^{\mathcal{I}}(k) - f_{G_{-1}^{\delta+\Delta\delta}}^{\mathcal{I}}(k))^2}{\bar{f}^{\mathcal{I}}(k)} \right)^{1/2} - \frac{\delta + \Delta\delta}{\sqrt{n}} \right] \\ &= L(G_1^{\delta+\Delta\delta}) - L(G_{-1}^{\delta+\Delta\delta}) - \lambda^\delta \left[\left(\sum_{k=1}^{K_m} \frac{(f_{G_1^{\delta+\Delta\delta}}^{\mathcal{I}}(k) - f_{G_{-1}^{\delta+\Delta\delta}}^{\mathcal{I}}(k))^2}{\bar{f}^{\mathcal{I}}(k)} \right)^{1/2} - \frac{\delta}{\sqrt{n}} \right] + \frac{\lambda^\delta \Delta\delta}{\sqrt{n}} \\ &= \mathcal{L}(G_1^{\delta+\Delta\delta}, G_{-1}^{\delta+\Delta\delta}, \lambda^\delta; \delta) + (\lambda^\delta / \sqrt{n}) \Delta\delta \\ &\stackrel{(70)}{\leq} \omega_n(\delta) + (\lambda^\delta / \sqrt{n}) \Delta\delta \end{aligned}$$

Thus $\lambda^\delta / \sqrt{n} \in \partial\omega_n(\delta)$, that is, $\lambda^\delta / \sqrt{n}$ is an element of the superdifferential of $\omega_n(\cdot)$ at δ . \square

D.3 Bias-aware Normal confidence interval

Recall that for constructing the confidence intervals from (17), we need to calculate (with $W \sim \mathcal{N}(0, 1)$):

$$t_\alpha(B, V) = \inf \left\{ t : \mathbb{P} \left[\left| B + V^{1/2}W \right| \leq t \right] \geq 1 - \alpha \text{ for all } |b| \leq B \right\}$$

This is the same as:

$$t_\alpha(B, V) = V^{1/2} \inf \left\{ t : \mathbb{P} \left[\left| B/V^{1/2} + W \right| \leq t \right] \geq 1 - \alpha \text{ for all } |b| \leq B \right\}$$

It is not directly obvious how to calculate this, however here we will argue that calculation reduces to calculating the quantile of the absolute value of a Normal distribution (and hence can be efficiently done e.g. by bisection); this expression is also given in [Armstrong and Kolesár \[2018\]](#):

Proposition 14. *Under the above setting it holds that:*

$$t_\alpha(B, V) = V^{1/2} cv_\alpha(B/V^{1/2})$$

Here $cv_\alpha(u)$ is the $1 - \alpha$ quantile of the absolute value of a $\mathcal{N}(u, 1)$ distribution.

Proof. For convenience of notation and without any loss of generality, let us assume $V = 1$. First let us note that $|b + W| \stackrel{D}{=} |-b + W|$ for any b , hence:

$$t_\alpha(B, V) = \inf \{ t : \mathbb{P} [|b + W| \leq t] \geq 1 - \alpha \text{ for all } 0 \leq b \leq B \}$$

Next, observe that for $b = B$, $|B + W| \sim |\mathcal{N}(B, 1)|$, and thus by definition:

$$\inf \{ t : \mathbb{P} [|B + W| \leq t] \geq 1 - \alpha \} = cv_\alpha(B)$$

We now just need to check what happens for $0 \leq b \leq B$, and indeed we will need some stochastic dominance argument. It suffices to argue that for any fixed $t > 0$ and $0 \leq b \leq B$:

$$\mathbb{P} [|B + W| \leq t] \leq \mathbb{P} [|b + W| \leq t]$$

Thus, if we let $h(b) = \mathbb{P} [|b + W| \leq t]$ it suffices to show $h'(b) \leq 0$ for all $b \geq 0$, so that it is decreasing. A direct calculation yields (with Φ, φ the standard Normal CDF and pdf respectively):

$$h(b) = \Phi(t - b) - \Phi(-t - b).$$

So:

$$h'(b) = -\varphi(t - b) + \varphi(-t - b) \leq 0.$$

The last inequality holds since $|t - b| \leq |-t - b|$ for $t, b \geq 0$. □

E Exponential family (logspline) G-modeling

In this section we summarize the empirical Bayes approach introduced by [Efron \[2016\]](#) and [Narasimhan and Efron \[2020\]](#). The key idea is to specify \mathcal{H} as a flexible exponential family of effect size distributions with natural parameters $\alpha = (\alpha_1, \dots, \alpha_p)$, sufficient statistic

$Q(\mu) : \mathbb{R} \mapsto \mathbb{R}^p$ and base measure H . Concretely, distributions $G \in \mathcal{H}$ are parametrized by α with Radon-Nikodym derivative $g_\alpha(\mu) = dG/dH(\mu)$ defined as

$$g_\alpha(\mu) = \exp(Q(\mu)^\top \alpha - A(\alpha)). \quad (71)$$

$A(\alpha)$ is such that $\int g(\mu) dH(\mu) = 1$. It is worth pointing out, that in contrast to our setting, \mathcal{H} is not a convex class. α is estimated by $\hat{\alpha}$, the maximizer of the log (marginal) likelihood $\ell(\alpha)$ in model (1):

$$\ell(\alpha) = \sum_{i=1}^n \log \left(\int p(Z_i | \mu) g_\alpha(\mu) dH(\mu) \right). \quad (72)$$

Efron [2016] further recommends to maximize the penalized likelihood $\ell(\alpha) - s(\alpha)$ instead, where $s(\alpha) = c_0 \|\alpha\|_2$ for some $c_0 > 0$. Then one can proceed to estimate empirical Bayes quantities $\theta_G(z) = \mathbb{E}_G [h(\mu_i) | Z_i = z]$ by the plug-in estimator $\hat{\theta}(z) = \mathbb{E}_{\hat{G}} [h(\mu_i) | Z_i = z]$, where \hat{G} is the prior with dH -density $g_{\hat{\alpha}}(\cdot)$. Standard delta method calculations and maximum-likelihood asymptotics can then be used to estimate standard errors and correct bias due to the penalization (but not due to misspecification). Efron [2016] demonstrates that even under misspecification, such a family of effect size distributions leads to practical (albeit biased) empirical Bayes point estimates.

We use the following parameters for the method in our numerical results.

- Unless otherwise mentioned, we take the base measure H to be the uniform measure $U[-4, 4]$, the sufficient statistic to be a natural spline with 5 degrees of freedom with equidistant knots on the above grid and $c_0 = 0.001$.
- In Figure 7 we use the same settings as above but vary the degrees of freedom from 2 to 13.