

Fine-tuning in models with extended Higgs sectors

Daniël Boer^{*1}, Ruud Peeters^{†1}, and Sybrand Zeinstra^{‡2}

¹Van Swinderen Institute for Particle Physics and Gravity, University of Groningen, Nijenborgh 4, 9747 AG Groningen, The Netherlands

²Institut für Theoretische Physik, Westfälische Wilhelms-Universität Münster, Wilhelm-Klemm-Straße 9, 48149, Münster, Germany

Abstract

In the literature measures of fine-tuning have been discussed as one of the tools to assess the feasibility of beyond the Standard Model theories. In this paper we focus on two specific measures and investigate what kind of fine-tuning they actually quantify. First we apply both measures to the two Higgs doublet model, for which one can analyze the numerical results in terms of available analytic expressions. After drawing various conclusions about this model and the fine-tuning measures, we investigate a particular left-right symmetric model for which it has been claimed that it suffers from a high amount of fine-tuning. We will reach the opposite conclusion, although cases with modest fine tuning are certainly possible. Our analysis shows that the two considered measures can probe different sources of fine-tuning and are both useful if applied and interpreted in the appropriate way.

1 Introduction

In the search for new physics beyond the Standard Model of elementary particles, there are no experimental indications to guide the theoretical modelling in a particular direction. There are however stringent bounds on the masses of new particles and on some new interactions that would violate symmetries of the Standard Model (SM), which set constraints on the particle content of the theory and on the possible interactions between them. Furthermore, in the construction of theories beyond the SM it is common to follow general guiding principles, such as the degree of symmetry and naturalness of the theory. Naturalness means that the theory should not possess extraordinarily small parameters, unless for symmetry reasons. Moreover, very large parameters have the problem that they prevent perturbative analyses which, apart from the strong interactions at low energies, have been very successful in the development of the SM. Imposing naturalness and perturbativity requirements on a theory is arguable, but commonly considered in theoretical investigations of beyond the SM physics in order to limit the vast amount of possibilities to some extent. Another requirement on the parameters of a theory that is often considered is that they should not be fine-tuned, i.e. no large cancellations between independent quantities should be needed. Although this might seem like an obvious requirement, it is in practice not straightforward to quantify fine-tuning, nor to decide what constitutes a too large amount of fine-tuning or how to ensure that no fine-tuning arises in a theory to begin with. In the literature this topic has mostly been investigated in the context of supersymmetric extensions of the SM (SSM), see e.g. [1], where the Higgs mass of 125 GeV puts tension on many restricted forms of SSMs. In these studies the measure put forward by Barbieri and Giudice [2] is employed, which quantifies the dependence of masses of particles on the parameters in the theory. Many simplified SSMs already display fine-tuning at the level of 3 significant digits, but there are still versions that are without fine-tuning, see e.g. [3, 4].

^{*}d.boer@rug.nl

[†]r.j.c.peeters@rug.nl

[‡]swzeinstra@uni-muenster.de

Another measure of fine-tuning inspired by the Barbieri-Guidice measure has been considered in the study of left-right symmetric models [5]. In this measure, the relations between the parameters in the scalar potential are considered in all possible variations, using the equations that determine the minimum of the potential. A conclusion of [5] was that several popular left-right symmetric models display a very large amount of fine-tuning. In contrast, we will reach a different conclusion in this paper. In order to learn about the meaning of both these measures and about the significance of these measures being large, we have first performed an analysis of the two Higgs doublet model (2HDM), which has the advantage that all investigations can be done numerically as well as analytically. Moreover, the model is similar to the Higgs sector of the constrained minimal SSM (cMSSM) and has similar features as the Higgs sector in the left-right symmetric models (LRSMs), to which we turn subsequently. One conclusion will be that neither the 2HDM nor the LRSM have a large amount of fine-tuning, despite a possibly large hierarchy of scales, except if one imposes certain constraints on masses of scalars. Although our analysis will have some resemblance to the hierarchy problem it is restricted purely to the classical level. We therefore do not aim to shed new light on the hierarchy problem. Another conclusion will be that both measures can provide information on fine-tuning but in some cases they concern complementary aspects of the theory. Therefore, neither measure fully specifies or captures the possible fine-tuning that might be present in a theory.

The article is set up as follows: in Section 2 we discuss the two fine-tuning measures in more detail. These measures will then be applied to the two Higgs doublet model in Section 3. The results from this analysis will then be applied to the more complex left-right symmetric model in Section 4. We will conclude in Section 5.

2 Fine-tuning measures

Before drawing conclusions about fine-tuning in beyond the Standard Model theories, one first needs a way to quantify the amount of fine-tuning in a theory, through a fine-tuning measure typically denoted by Δ . Such a measure produces a number characterizing the amount of fine-tuning in a model point of a theory, i.e. for specific values of the model parameters. One can roughly interpret the logarithm of Δ as the amount of significant digits that need to be tuned in at least one of the parameters of the theory. So a value of $\Delta = 1000$ corresponds to having at least one parameter that needs to be tuned up to three digits. We say roughly because it matters whether one considers the dependence on the parameters of a mass or of a mass squared for instance. The distinction is not relevant and therefore we discuss orders of magnitude only.

In this paper we will investigate fine-tuning in the Higgs sector in two different ways. First of all, we will look at the minimum equations of the scalar potential. We will use the Dekens measure [5] to identify the amount of fine-tuning in these equations. When using the Dekens measure, we split the set of parameters in two groups. We have a set of dependent parameters q_i , which depend on the remaining independent parameters of the theory p_j . After solving the minimum equations for the parameters q_i , we determine the amount of fine-tuning by taking logarithmic derivatives of the q_i with respect to the p_j .

$$\Delta_D = \max_{i,j} |\Delta_D(q_i, p_j)| = \max_{i,j} \left| \frac{\partial \log q_i}{\partial \log p_j} \right| = \max_{i,j} \left| \frac{p_j}{q_i} \frac{\partial q_i}{\partial p_j} \right|. \quad (1)$$

The logarithmic derivative ensures that not only the sizes of parameters are compared, but also the magnitudes of the changes in the parameters. This means that if a change in a parameter p_i by one unit results in a change of another parameter by a factor of 10^3 , the measure will yield a large value due to the large sensitivity of one parameter on the other. This would be considered a sign of fine-tuning.

The second way we will investigate the amount of fine-tuning is by looking at observables, where in our analysis we consider particle masses. This will be done by using the Barbieri-Giudice (BG) measure [2]. This measure is similar in form to the Dekens measure, but it compares parameters to observables, and not to other parameters. If we have a set of observables O_i which depend on

a set of parameters p_j , the BG measure is defined as:

$$\Delta_{BG} = \max_{i,j} \left| \frac{\partial \log O_i}{\partial \log p_j} \right| = \max_{i,j} \left| \frac{p_j}{O_i} \frac{\partial O_i}{\partial p_j} \right| \quad (2)$$

In the following sections we will take a close look at how these measures work and which kinds of fine-tuning they measure. This will lead to various insights on how to apply the measures, and on the amount of fine-tuning in theories with a large hierarchy.

3 Fine-tuning study of the Two Higgs Doublet Model

The Two Higgs Doublet Model (2HDM) is one of the simpler extensions of the Standard Model. Its relative simplicity makes it possible to find analytic expressions for the quantities of interest, while having a rich enough structure to be interesting from a fine-tuning perspective, provided by a large hierarchy of scales. Before analyzing the different fine-tuning measures in this model, we will discuss the essentials of the model.

3.1 The Higgs potential of the 2HDM

The Higgs sector of the 2HDM is constructed by adding an additional doublet to the Standard Model Higgs sector [6]. The two doublets are defined as:

$$\Phi_1 = \begin{pmatrix} \phi_1^+ \\ \phi_1^0 \end{pmatrix}, \quad \Phi_2 = \begin{pmatrix} \phi_2^+ \\ \phi_2^0 \end{pmatrix}. \quad (3)$$

In order to simplify our discussion, we demand CP invariance and impose a \mathbb{Z}_2 symmetry on the potential. Under these constraints, the Higgs potential has the form:

$$V = -\mu_1^2 A - \mu_2^2 B + \lambda_1 A^2 + \lambda_2 B^2 + \lambda_3 C^2 + \lambda_4 D^2 + \lambda_5 AB,$$

where the invariants A, B, C and D are defined as:

$$\begin{aligned} A &= \Phi_1^\dagger \Phi_1, \\ B &= \Phi_2^\dagger \Phi_2, \\ C &= \frac{1}{2} (\Phi_1^\dagger \Phi_2 + \Phi_2^\dagger \Phi_1), \\ D &= \frac{1}{2i} (\Phi_1^\dagger \Phi_2 - \Phi_2^\dagger \Phi_1). \end{aligned}$$

We are interested in the minimum of this potential, so we need to introduce vacuum expectation values (vevs) for the two doublets. We will set:

$$\langle \Phi_1 \rangle = \frac{1}{\sqrt{2}} \begin{pmatrix} 0 \\ v_1 \end{pmatrix}, \quad \langle \Phi_2 \rangle = \frac{1}{\sqrt{2}} \begin{pmatrix} 0 \\ v_2 \end{pmatrix}. \quad (4)$$

In the standard 2HDM, the two vevs have to satisfy the relation $v_1^2 + v_2^2 = v^2 = (246 \text{ GeV})^2$. However, we will not impose this constraint, because we are not aiming to do phenomenology with this model. For the sake of studying fine-tuning we will consider the model with a large hierarchy of scales, i.e. we will impose that $v_1 \gg v_2$.

After taking derivatives with respect to the fields and inserting the vevs we obtain the minimum equations:

$$\begin{aligned} v_1(-\mu_1^2 + \lambda_1 v_1^2 + \lambda_+ v_2^2) &= 0 \\ v_2(-\mu_2^2 + \lambda_2 v_2^2 + \lambda_+ v_1^2) &= 0, \end{aligned} \quad (5)$$

where λ_+ is defined as: $\lambda_+ = \frac{1}{2}(\lambda_3 + \lambda_5)$. Assuming that both v_1 and v_2 are non-zero, we can write:

$$\begin{aligned}\mu_1^2 &= \lambda_1 v_1^2 + \lambda_+ v_2^2, \\ \mu_2^2 &= \lambda_2 v_2^2 + \lambda_+ v_1^2.\end{aligned}\tag{6}$$

We can solve this set of equations for any set of two parameters, but we choose to solve for the two μ^2 parameters. This makes sense in our case since we want to impose constraints on all the other parameters. We want coupling constants to be of $\mathcal{O}(1)$, and as said we want to impose a hierarchy on the vevs. By solving the minimum equations in this way and imposing the constraints mentioned above, we see that both μ^2 parameters will in general be of order v_1^2 . So both mass parameters are insensitive to the hierarchy in scales, they will both be of the order of the highest scale in the theory.

3.1.1 Masses

Due to the fact that there are two doublets instead of one, the particle content of the 2HDM is richer than in the Standard Model. There are now five scalar bosons after electroweak symmetry breaking. For our purposes, the masses of the CP -even states h and H are the most relevant:

$$m_{h,H}^2 = \lambda_1 v_1^2 + \lambda_2 v_2^2 \mp \sqrt{(\lambda_1 v_1^2 - \lambda_2 v_2^2)^2 + 4\lambda_+^2 v_1^2 v_2^2}.\tag{7}$$

Since we are using that $v_1 \gg v_2$, we can write approximate expressions for these masses:

$$m_h^2 \approx 2\lambda_2 v_2^2 - \frac{(\lambda_3 + \lambda_5)^2}{2\lambda_1} v_2^2,\tag{8}$$

$$m_H^2 \approx 2\lambda_1 v_1^2 + \frac{(\lambda_3 + \lambda_5)^2}{2\lambda_1} v_2^2.\tag{9}$$

Just like for the mass parameters in the Lagrangian, we see that these masses are not sensitive to the hierarchy in scales. The lightest Higgs will be naturally light, while the heavier Higgs will be of the order of the high scale.

3.1.2 Boundedness of the potential

There are two sets of constraints that need to be satisfied by the potential. First of all, the potential must be bounded from below. This can be ensured by demanding (see e.g. [6, 7, 8]):

$$\begin{aligned}\lambda_1 &> 0, \\ \lambda_2 &> 0, \\ \lambda_5 &> -2\sqrt{\lambda_1 \lambda_2}, \\ \lambda_3 + \lambda_5 &> -2\sqrt{\lambda_1 \lambda_2}, \\ \lambda_4 + \lambda_5 &> -2\sqrt{\lambda_1 \lambda_2}.\end{aligned}\tag{10}$$

There is also the condition that the squared masses should be positive, to ensure that the extremum of the potential is actually a minimum. This gives the additional constraints [9]:

$$\begin{aligned}\lambda_3 &< 0, \\ \lambda_4 &> \lambda_3, \\ \lambda_3 + \lambda_5 &< 2\sqrt{\lambda_1 \lambda_2}.\end{aligned}\tag{11}$$

Having defined the model, we can look at the amount of fine-tuning present in the theory.

3.2 Evaluation of the Dekens Measure

In this section we will first determine what the proper way is to use the Dekens measure and conclude how much fine-tuning is found in this way. As mentioned in Section 2, when using the Dekens measure we have to split the parameters of the model in two sets. There is no prescription for how we should make this split. Therefore we will look at a few different cases. Due to the fact that there are two minimum equations, one has to select two dependent parameters q_i .

Case I: $q_i = \{\mu_1, \mu_2\}$

When we choose μ_1 and μ_2 as the dependent variables, we can derive the following expressions for the Dekens measure:

$$\begin{aligned}\Delta_D^I(\mu_1, \lambda_1) &= \frac{1}{2} \frac{\lambda_1 v_1^2}{\lambda_1 v_1^2 + \lambda_+ v_2^2}, & \Delta_D^I(\mu_2, \lambda_2) &= \frac{1}{2} \frac{\lambda_2 v_2^2}{\lambda_2 v_2^2 + \lambda_+ v_1^2}, \\ \Delta_D^I(\mu_1, \lambda_3) &= \frac{1}{2} \frac{\lambda_3 v_2^2}{\lambda_1 v_1^2 + \lambda_+ v_2^2}, & \Delta_D^I(\mu_2, \lambda_3) &= \frac{1}{2} \frac{\lambda_3 v_1^2}{\lambda_2 v_2^2 + \lambda_+ v_1^2}, \\ \Delta_D^I(\mu_1, \lambda_5) &= \frac{1}{2} \frac{\lambda_5 v_2^2}{\lambda_1 v_1^2 + \lambda_+ v_2^2}, & \Delta_D^I(\mu_2, \lambda_5) &= \frac{1}{2} \frac{\lambda_5 v_1^2}{\lambda_2 v_2^2 + \lambda_+ v_1^2}, \\ \Delta_D^I(\mu_1, v_1) &= \frac{\lambda_1 v_1^2}{\lambda_1 v_1^2 + \lambda_+ v_2^2}, & \Delta_D^I(\mu_2, v_1) &= \frac{\lambda_2 v_2^2}{\lambda_2 v_2^2 + \lambda_+ v_1^2}, \\ \Delta_D^I(\mu_1, v_2) &= \frac{\lambda_+ v_2^2}{\lambda_1 v_1^2 + \lambda_+ v_2^2}, & \Delta_D^I(\mu_2, v_2) &= \frac{\lambda_+ v_1^2}{\lambda_2 v_2^2 + \lambda_+ v_1^2}.\end{aligned}\tag{12}$$

The final amount of fine-tuning is defined as: $\Delta_D^I = \max_{i,j} |\Delta_D^I(\mu_i, p_j)|$.

In all cases the measure produces a ratio, where one of the contributions to the μ parameter is compared to the actual value of the μ parameter. If a contribution is much larger than the value itself, there has to be a large cancellation between terms, which would correspond to fine-tuning.

Since there is always one large and one small contribution to μ_i , we can discard most of the terms already. In addition, some terms are simply multiples of another. Therefore the relevant terms are:

$$\Delta_D^I = \max \left\{ \left| \frac{\lambda_1 v_1^2}{\lambda_1 v_1^2 + \lambda_+ v_2^2} \right|, \left| \frac{1}{2} \frac{\lambda_3 v_1^2}{\lambda_2 v_2^2 + \lambda_+ v_1^2} \right|, \left| \frac{1}{2} \frac{\lambda_5 v_1^2}{\lambda_2 v_2^2 + \lambda_+ v_1^2} \right|, \left| \frac{\lambda_+ v_1^2}{\lambda_2 v_2^2 + \lambda_+ v_1^2} \right| \right\}.\tag{13}$$

But all of these ratios will be $\mathcal{O}(1)$, since the v_1 terms dominates in all the denominators. The only way to get a number much larger than one is by having a large ratio λ_3/λ_+ or λ_5/λ_+ . In general these ratios will not be very large, so we do not expect any fine-tuning. The case where these fractions are large will be discussed separately later.

Case II: $q_i = \{\lambda_1, \lambda_2\}$

Now we take a look at a case where we calculate fine-tuning with respect to a different set of parameters than the ones we used to solve the minimum equations. First we rewrite the minimum equations to get expressions for this set of parameters:

$$\begin{aligned}\lambda_1 &= \frac{\mu_1^2 - \lambda_+ v_2^2}{v_1^2}, \\ \lambda_2 &= \frac{\mu_2^2 - \lambda_+ v_1^2}{v_2^2}.\end{aligned}\tag{14}$$

Calculating the different expressions for the fine-tuning measure gives:

$$\begin{aligned}
\Delta_D^{II}(\lambda_1, \lambda_3) &= -\frac{\lambda_3 v_2^2}{2(\mu_1^2 - \lambda_+ v_2^2)} = \frac{\lambda_3 v_2^2}{2\lambda_1 v_1^2}, & \Delta_D^{II}(\lambda_2, \lambda_3) &= -\frac{\lambda_3 v_1^2}{2(\mu_2^2 - \lambda_+ v_1^2)} = \frac{\lambda_3 v_1^2}{2\lambda_2 v_2^2}, \\
\Delta_D^{II}(\lambda_1, \lambda_5) &= -\frac{\lambda_5 v_2^2}{2(\mu_1^2 - \lambda_+ v_2^2)} = \frac{\lambda_5 v_2^2}{2\lambda_1 v_1^2}, & \Delta_D^{II}(\lambda_2, \lambda_5) &= -\frac{\lambda_5 v_1^2}{2(\mu_2^2 - \lambda_+ v_1^2)} = \frac{\lambda_5 v_1^2}{2\lambda_2 v_2^2}, \\
\Delta_D^{II}(\lambda_1, v_1) &= -2, & \Delta_D^{II}(\lambda_2, v_1) &= 2\frac{\lambda_+ v_1^2}{\mu_2^2 - \lambda_+ v_1^2} = \frac{2\lambda_+ v_1^2}{\lambda_2 v_2^2}, \\
\Delta_D^{II}(\lambda_1, v_2) &= 2\frac{\lambda_+ v_2^2}{\mu_1^2 - \lambda_+ v_2^2} = \frac{2\lambda_+ v_2^2}{\lambda_1 v_1^2}, & \Delta_D^{II}(\lambda_2, v_2) &= -2, \\
\Delta_D^{II}(\lambda_1, \mu_1) &= \frac{2\mu_1^2}{\mu_1^2 - \lambda_+ v_2^2} = \frac{2(\lambda_1 v_1^2 + \lambda_+ v_2^2)}{\lambda_1 v_1^2}, & \Delta_D^{II}(\lambda_2, \mu_2) &= \frac{2\mu_2^2}{\mu_2^2 - \lambda_+ v_1^2} = \frac{2(\lambda_2 v_2^2 + \lambda_+ v_1^2)}{\lambda_2 v_2^2},
\end{aligned} \tag{15}$$

where we have written all expressions in terms of the independent parameters in the second step. The total amount of fine-tuning is again defined as the maximum of the absolute value of all the terms: $\Delta_D^{II} = \max_{i,j} |\Delta_D^{II}(\lambda_i, p_j)|$. As some of the expressions with λ_2 depend on the large ratio v_1^2/v_2^2 , this will result in a large value for the fine-tuning measure.

So we see that when analyzing the model in two different ways, two completely different results for the amount of fine-tuning in the model can be obtained. This then raises the questions: is one of these ways to apply the Dekens measure more appropriate than the other? Or does one have to check all cases and find the maximum, as done in [5]? To investigate this, we will turn to a simplified case where we can easily compare all the different scenarios.

3.2.1 Analysis of the origin of the fine-tuning

We will start by looking at the minimum equation for μ_2^2 , since this turns out to be the source of the discrepancy. Dividing both sides by v_1^2 yields:

$$\frac{\mu_2^2}{v_1^2} = \frac{v_2^2}{v_1^2} \lambda_2 + \lambda_+. \tag{16}$$

Then we will rename the different terms in this equation for clarity. We will replace all $\mathcal{O}(1)$ parameters by capital letters, and denote the small fraction v_2^2/v_1^2 by x , so the minimum equation is now written schematically as: $A = xB + C$.

When solving the minimum equation for A , we see that one can choose B and C to be numbers of $\mathcal{O}(1)$, such that A will also be $\mathcal{O}(1)$. When we apply the Dekens measure in this case with respect to A , we obtain:

$$\Delta_D(A) = \max \left\{ \left| \frac{xB}{xB + C} \right|, \left| \frac{C}{xB + C} \right| \right\} = \max\{\mathcal{O}(x), \mathcal{O}(1)\} = \mathcal{O}(1). \tag{17}$$

This is completely analogous to Case I in the 2HDM discussion.

Now we will look at the scenario similar to Case II. To this end, we calculate the fine-tuning with respect to B , using the equation:

$$B = \frac{A - C}{x}. \tag{18}$$

Now we find the fine-tuning to be:

$$\Delta_D(B) = \max \left\{ \left| \frac{x(A - C)}{A - C} \frac{1}{x} \right|, \left| \frac{x(A - C)}{A - C} \frac{1}{x} \right| \right\} = \max \left\{ \left| \frac{A}{xB} \right|, \left| \frac{C}{xB} \right| \right\} = \mathcal{O}(1/x). \tag{19}$$

So in this case we get a large amount of fine-tuning just like in Case II. But is this large value for the Dekens measure really due to fundamental fine-tuning in the parameters of the theory?

To interpret this result, we look at two ways to interpret this situation. We will on the one hand compare the terms on the left-hand side of the equation to the right-hand side, and on the other hand look at the effect of variations of parameters.

When comparing the contributions on the left-hand side of the equation to the right-hand side, we see that in the original equation $A = xB + C$, we have two contributions to A : a small one (xB) and a large one (C). So A will be almost exactly the same as C , with only a minor correction due to xB . There is no large cancellation, so no large fine-tuning. But in Case II we set B as the parameter of interest, and then we see that there is a huge cancellation between A and C in order to get the $\mathcal{O}(1)$ value for B . However this is not due to fine-tuning, it is due to rewriting an equation where the B term was simply a small correction. So we see that there are multiple ways to use the minimum equations to study the dependence of parameters on other parameters, but we argue that if there is a way to do this without large fine-tuning, then it means that there simply is no large fine-tuning. Other ways may lead to a large Dekens measure, but that is just a consequence of the choice of q_i parameters and considered only apparent fine-tuning.

We now look at variations in the parameters. If a variation of $\mathcal{O}(1)$ in A can only be achieved by varying B then a large variation in B would be necessary, indicating a large amount of fine-tuning. However, the variation in A can also be achieved by varying C , where only an $\mathcal{O}(1)$ change would be necessary. To demand that the variation in A of $\mathcal{O}(1)$ has to come from a variation only in B , is simply an artificial requirement. Again we see apparent fine-tuning appearing, but this does not mean there is actual fine-tuning in the theory.

This brings us to our conclusion about the Dekens measure. We argue that if there is a way to obtain a Dekens measure of $\mathcal{O}(1)$, then that means there is a way of satisfying the minimum equations without fine-tuning, i.e. with $\mathcal{O}(1)$ parameters without large cancellations. In the 2HDM study a Dekens measure of $\mathcal{O}(1)$ resulted from taking the dependent parameters q_i to be the same parameters as were used to solve the minimum equations. Therefore we argue that this is the correct way of applying the Dekens measure.

3.3 The Barbieri-Giudice measure

Now that we reached a conclusion on the amount of fine-tuning measured by the Dekens measure, it is interesting to see what we find when using a different measure. We will evaluate the BG measure using two observables: the masses of the two CP-even scalar bosons h and H . These are the only two interesting masses, since we found that the other masses depend on the input parameters in such a way that no fine-tuning is possible.

The results of evaluating the BG measure with these two masses as observables is shown in Figure 1. We see here that for the lightest Higgs boson most points have a negligible amount of fine-tuning of $\Delta_{BG} \approx 2$, but there are also some points with a large amount of fine-tuning. We can understand this behavior from the approximate expression for the Higgs mass:

$$m_h^2 \approx \left[2\lambda_2 - \frac{(\lambda_3 + \lambda_5)^2}{2\lambda_1} \right] v_2^2. \quad (20)$$

First of all we note that this mass is not sensitive to the large scale v_1 , so the fine-tuning we see is not due to the large hierarchy in the theory. However, there is another source of fine-tuning present. If there is a large cancellation in the term $2\lambda_2 - \frac{(\lambda_3 + \lambda_5)^2}{2\lambda_1}$, we will have $m_h^2 \ll v_2^2$, so the individual contributions are much larger than the final value.

For the heavy boson H we see a hard cap at $\Delta_{BG} = 2$. We can again understand this from the approximate expression for the mass:

$$m_H^2 \approx 2\lambda_1 v_1^2 + \frac{(\lambda_3 + \lambda_5)^2}{2\lambda_1} v_2^2 \quad (21)$$

All contributions to this mass are positive, so there is no way to get a cancellation. Because of the quadratic dependence on v_1 , the logarithmic derivative in the BG measure produces a factor of 2 which leads to the hard cutoff seen in Figure 1b. Actually all points have a value of Δ_{BG} slightly smaller than 2, since the BG measure compares the terms on the right-hand side to the actual value of m_H^2 . Due to the presence of the small v_2^2 contribution, m_H^2 will be slightly larger than $2\lambda_1 v_1^2$, resulting in $\Delta_{BG} < 2$.

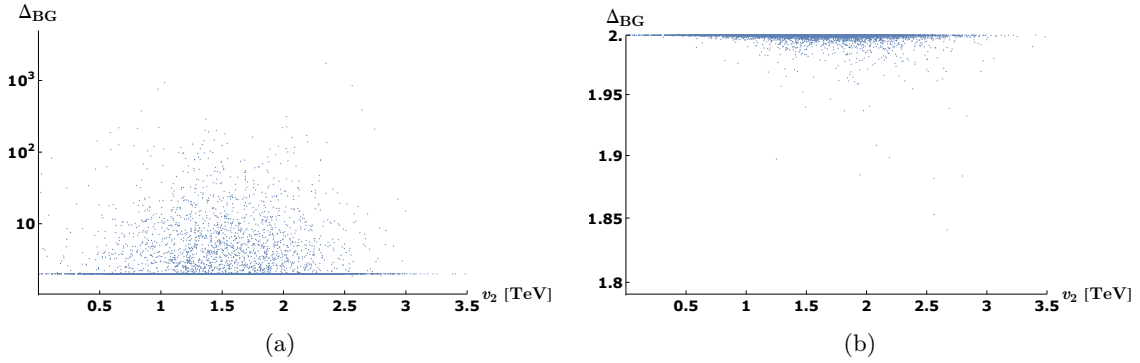


Figure 1: Numerical result for the BG measure using the mass of the neutral CP-even Higgs bosons as observables. Figure (a) and (b) show the result for the light Higgs boson h and the heavier H respectively, as a function of v_2 . In these figures we have set $v_1^2 + v_2^2 = 50$ TeV.

3.4 The case of large Dekens measure

So far we have seen a model where the Dekens measure shows no signs of fine-tuning, but the BG measure shows that in some cases there can be fine-tuning. One could therefore argue that it might be enough to just use the BG measure, since the Dekens measure does not show any fine-tuning. But we will now highlight a case where the Dekens measure does produce a large value.

We can accomplish this by having large ratios λ_3/λ_+ and λ_5/λ_+ . This is the case when $\lambda_5 \approx -\lambda_3$. This is allowed, since λ_3 has to be negative, while λ_5 can be positive. When these two terms cancel to a large degree, μ_2^2 will no longer be of $\mathcal{O}(v_1^2)$, but can be as small as $\mathcal{O}(v_2^2)$. This will result in a large value for the Dekens measure, since there is a large cancellation between two terms of $\mathcal{O}(v_1^2)$ that results in a much smaller value.

The question is now whether this fine-tuning also shows up in the BG measure. If this is not the case, it means that both measures are necessary in order to capture all the fine-tuning in the theory. And it turns out that this is indeed the case here. We already concluded that the fine-tuning in the BG measure is due to a cancellation between a combination of λ 's: $2\lambda_2 - \frac{\lambda_+^2}{2\lambda_1} \approx 0$. But now we have the situation where $\lambda_+ \approx 0$. So with $\lambda_2 \sim \mathcal{O}(1)$, there will never be such a cancellation and the BG measure will not find any fine-tuning. This was confirmed numerically.

3.5 Conclusions on fine-tuning in the 2HDM

Our investigation of the 2HDM has shown that one has to be very careful when determining the amount of fine-tuning in the minimum equations. A large hierarchy between parameters does not automatically mean that there is fine-tuning present. Actually, in the 2HDM it is possible to solve the minimum equations in a way such that all coupling constants are natural and perturbative, but without introducing any fine-tuning in the minimum equations.

Interestingly, when evaluating the BG measure, we see that the masses of the scalar bosons are not sensitive to the hierarchy in scales, but there are other sources of fine-tuning that are not visible when using the Dekens measure. On the other hand, there are situations possible where the Dekens measure shows a large amount of fine-tuning, while this is absent in the BG measure. This shows that both measures need to be evaluated in order to get a good idea of the amount of fine-tuning in the theory, as they can capture different sources of fine-tuning.

4 Fine-tuning in the left-right symmetric model

Now that we understand how fine-tuning works in the 2HDM, we can apply those lessons to a model that is more complex. To that end, we will now look at the (parity conserving) left-right symmetric model (LRSM) [10, 11]. A previous discussion of fine-tuning in this model claimed that there was fine-tuning as high as $\Delta \sim 10^{20}$ in this model [5], while other papers claim a fine-tuning of at least $\Delta \sim 10^7$ [12]. We now want to investigate this as we did for the 2HDM. Since we are only interested in the Higgs sector of the model, we will not discuss the full LRSM, but only the relevant parts. For a full review see e.g. [5, 13].

4.1 The LRSM Higgs sector

The gauge group of the Standard Model is $SU(3)_C \times SU(2)_L \times U(1)_Y$. In the LRSM, this gauge group is extended to the gauge group $SU(3)_c \times SU(2)_L \times SU(2)_R \times U(1)_{B-L}$ at high energies. Since we are only interested in the electroweak sector, the $SU(3)_C$ group will not be considered here. The representations will therefore be given in terms of the gauge group $SU(2)_L \times SU(2)_R \times U(1)_{B-L}$.

The Higgs doublet in the Standard Model is now replaced by a bidoublet ϕ in the $(2, 2^*, 0)$ representation. Two additional scalar fields are added to break the LR gauge group to the SM gauge group: $\Delta_L \in (3, 1, 2)$ and $\Delta_R \in (1, 3, 2)$. We can write these fields in terms of complex scalars:

$$\phi = \begin{pmatrix} \phi_1^0 & \phi_1^+ \\ \phi_2^- & \phi_2^0 \end{pmatrix}, \quad \Delta_{L,R} = \begin{pmatrix} \delta_{L,R}^+/\sqrt{2} & \delta_{L,R}^{++} \\ \delta_{L,R}^0 & -\delta_{L,R}^+/\sqrt{2} \end{pmatrix}. \quad (22)$$

From these fields we can construct a potential that is invariant under the gauge group. In addition to this invariance, we also demand invariance under P -symmetry, resulting in the following potential:

$$\begin{aligned} V_H^P = & -\mu_1^2 \text{Tr}(\phi\phi^\dagger) - \mu_2^2 \left[\text{Tr}(\phi\tilde{\phi}^\dagger) + \text{Tr}(\tilde{\phi}\phi^\dagger) \right] - \mu_3^2 \left[\text{Tr}(\Delta_L\Delta_L^\dagger) + \text{Tr}(\Delta_R\Delta_R^\dagger) \right] \\ & + \lambda_1 \left[\text{Tr}(\phi\phi^\dagger) \right]^2 + \lambda_2 \left(\left[\text{Tr}(\phi\tilde{\phi}^\dagger) \right]^2 + \left[\text{Tr}(\tilde{\phi}\phi^\dagger) \right]^2 \right) + \lambda_3 \text{Tr}(\phi\phi^\dagger)\text{Tr}(\tilde{\phi}\phi^\dagger) \\ & + \lambda_4 \text{Tr}(\phi\phi^\dagger) \left[\text{Tr}(\phi\tilde{\phi}^\dagger) + \text{Tr}(\tilde{\phi}\phi^\dagger) \right] + \rho_1 \left(\left[\text{Tr}(\Delta_L\Delta_L^\dagger) \right]^2 + \left[\text{Tr}(\Delta_R\Delta_R^\dagger) \right]^2 \right) \\ & + \rho_2 \left[\text{Tr}(\Delta_L\Delta_L)\text{Tr}(\Delta_L^\dagger\Delta_L^\dagger) + \text{Tr}(\Delta_R\Delta_R)\text{Tr}(\Delta_R^\dagger\Delta_R^\dagger) \right] + \rho_3 \text{Tr}(\Delta_L\Delta_L^\dagger)\text{Tr}(\Delta_R\Delta_R^\dagger) \\ & + \rho_4 \left[\text{Tr}(\Delta_L\Delta_L)\text{Tr}(\Delta_R^\dagger\Delta_R^\dagger) + \text{Tr}(\Delta_R\Delta_R)\text{Tr}(\Delta_L^\dagger\Delta_L^\dagger) \right] \\ & + \alpha_1 \text{Tr}(\phi\phi^\dagger) \left[\text{Tr}(\Delta_L\Delta_L^\dagger) + \text{Tr}(\Delta_R\Delta_R^\dagger) \right] \\ & + \alpha_2 \left(e^{i\delta_2} \left[\text{Tr}(\phi\tilde{\phi}^\dagger)\text{Tr}(\Delta_R\Delta_R^\dagger) + \text{Tr}(\tilde{\phi}\phi^\dagger)\text{Tr}(\Delta_L\Delta_L^\dagger) \right] + h.c. \right) \\ & + \alpha_3 \left[\text{Tr}(\phi^\dagger\Delta_L\Delta_L^\dagger\phi) + \text{Tr}(\phi\Delta_R\Delta_R^\dagger\phi^\dagger) \right] + \beta_1 \left[\text{Tr}(\phi^\dagger\Delta_L\phi\Delta_R^\dagger) + \text{Tr}(\phi^\dagger\Delta_L^\dagger\phi\Delta_R) \right] \\ & + \beta_2 \left[\text{Tr}(\tilde{\phi}^\dagger\Delta_L\phi\Delta_R^\dagger) + \text{Tr}(\phi^\dagger\Delta_L^\dagger\tilde{\phi}\Delta_R) \right] + \beta_3 \left[\text{Tr}(\phi^\dagger\Delta_L\tilde{\phi}\Delta_R^\dagger) + \text{Tr}(\tilde{\phi}^\dagger\Delta_L^\dagger\phi\Delta_R) \right] \end{aligned} \quad (23)$$

The vacuum expectation values of the fields are defined as:

$$\langle \phi \rangle = \frac{1}{\sqrt{2}} \begin{pmatrix} \kappa & 0 \\ 0 & \kappa' e^{i\alpha} \end{pmatrix}, \quad \langle \Delta_L \rangle = \frac{1}{\sqrt{2}} \begin{pmatrix} 0 & 0 \\ v_L e^{i\theta_L} & 0 \end{pmatrix}, \quad \langle \Delta_R \rangle = \frac{1}{\sqrt{2}} \begin{pmatrix} 0 & 0 \\ v_R & 0 \end{pmatrix}, \quad (24)$$

where the two phases can be sources of spontaneous CP violation. We will set these phases to zero to simplify the discussion.

In this model, there is a clear hierarchy in the scales: v_R is the highest scale in the theory, since it is responsible for the breaking of the $SU(2)_R \times U(1)_{B-L}$ symmetry. It needs to have a value of at least a few TeV. The second to highest scales in the theory are κ and κ' . They are responsible

for electroweak symmetry breaking, so they must be $\mathcal{O}(100 \text{ GeV})$. v_L has the smallest value. This parameter is responsible for neutrino masses, so it has to be $\mathcal{O}(\text{eV})$.

The minimum equations for this potential are given by:

$$\begin{aligned}
\frac{\mu_1^2}{v_R^2} &= \frac{\alpha_1}{2} - \frac{\kappa'^2}{2(\kappa^2 - \kappa'^2)}\alpha_3 + \frac{\kappa^2 + \kappa'^2}{v_R^2}\lambda_1 + 2\frac{\kappa\kappa'}{v_R^2}\lambda_4, \\
\frac{\mu_2^2}{v_R^2} &= \frac{\alpha_2}{2} + \frac{\kappa\kappa'}{4(\kappa^2 + \kappa'^2)}\alpha_3 + \frac{\kappa^2 + \kappa'^2}{2v_R^2}\lambda_4 + \frac{\kappa\kappa'}{v_R^2}(\lambda_3 + 2\lambda_2), \\
\frac{\mu_3^2}{v_R^2} &= \rho_1 + \frac{\kappa^2 + \kappa'^2}{2v_R^2}\alpha_1 + \frac{2\kappa\kappa'}{v_R^2}\alpha_2 + \frac{\kappa'^2}{2v_R^2}\alpha_3, \\
2\rho_1 - \rho_3 &= \frac{1}{v_R v_L}(\kappa\kappa'\beta_1 + \kappa^2\beta_2 + \kappa'^2\beta_3),
\end{aligned} \tag{25}$$

where we should note that the first three equations are approximate expressions in which terms of order v_L/v_R and higher were neglected. This will not influence our conclusions about the fine-tuning in this model.

We need to ensure again that the potential is bounded from below. In general, finding the constraints on the coupling constants to ensure boundedness is a difficult problem. Therefore we will use a different approach than in the 2HDM to ensure boundedness. Since we impose the values of the vevs, our system of minimum equations is a linear system in the parameters of the potential. Thus it has a unique solution, which means that there cannot be multiple extrema of the potential. Therefore we can ensure boundedness by making sure that the extremum we find is a minimum. We do this by investigating the scalar masses. When all masses are positive, we are at a minimum of the potential, and we know that the potential will be bounded from below. The masses will be evaluated numerically, since it is intractable to obtain analytic expressions for the masses even in the above approximation of dropping terms of order v_L/v_R and higher.

4.2 Evaluation of the Dekens measure

We will start our fine-tuning discussion by looking at the Dekens measure in this model. We want to find out if it is possible in this model to have natural and perturbative coupling constants, to have the hierarchy in the vevs as described above, but without having fine-tuning in the theory.

We can apply most of our conclusions from the 2HDM, at least for the first three minimum equations. If we look at these three equations, we see that we are in nearly the same situation as in the 2HDM. In all of these equations, there is at least one term of $\mathcal{O}(1)$, and the other terms are much smaller than 1. Therefore, all μ^2 parameters will be $\mathcal{O}(v_R^2)$, so they will have a value similar to the highest scale in the theory. Since in general there are no cancellations appearing in these equations, we again expect to see no fine-tuning.

But the last equation has a different structure than what we have seen so far. There is no mass parameter in this equation, so it is not so clear for which parameter we should solve this equation. Furthermore, there is a clear hierarchy present in this equation.

If we solve this minimum equation for ρ_1 , we obtain:

$$\rho_1 = \frac{1}{2v_L v_R}(\kappa\kappa'\beta_1 + \kappa^2\beta_2 + \kappa'^2\beta_3) + \frac{\rho_3}{2}. \tag{26}$$

By taking values of $\mathcal{O}(1)$ for the β parameters, and taking v_R to be $\mathcal{O}(10 \text{ TeV})$, we will get a value for ρ_3 of $\mathcal{O}(\kappa^2/(v_L v_R)) = \mathcal{O}(10^9)$. This is in conflict with our demand that all coupling constants should be $\mathcal{O}(1)$. The only way to avoid this non-perturbative value for ρ_1 is to fine-tune the values of the β 's in such a way that they cancel up to 9 significant digits. This would give a large value for the Dekens measure, since the individual β parameters would have a much larger contribution to ρ_1 than the actual value of ρ_1 . This is the argument for claiming that there is a large amount of fine-tuning in the LRSM.

However, this is not the only way we can solve this equation. Let us see what happens when we solve for one of the β parameters:

$$\beta_1 = -\frac{\kappa}{\kappa'}\beta_2 - \frac{\kappa'}{\kappa}\beta_3 + \frac{v_L v_R}{\kappa \kappa'}(2\rho_1 - \rho_3). \quad (27)$$

Now we can take all coupling constants on the right-hand side of the equation $\mathcal{O}(1)$, and we will find a value for β_1 which is also $\mathcal{O}(1)$. The two ρ parameters are simply small contributions that only contribute at the 10^{-9} level.

In this situation there is no fine-tuning. We see here that solving the minimum equations in a different way can lead to very different conclusions. We argue that a model has no fine-tuning if there is a way to solve the minimum equations such that all coupling constants are $\mathcal{O}(1)$ without introducing fine-tuning. So in this case if we solve for one of the β parameters we can have all coupling constants perturbative and natural without fine-tuning, so we argue that if we use the Dekens measure in the proper way, it does not find fine-tuning in the LRSM. In practice, one could simply study different cases and if one or more yield Δ of $\mathcal{O}(1)$, then it means there is a way to solve the problem without fine-tuning for natural and perturbative coupling constants.

4.3 Evaluation of the Barbieri-Giudice Measure

Just like in the 2HDM, we can see how the results of the Dekens measure compare to the BG measure. The difference is that in this case it is not possible to get analytic expressions for the masses. We can only get numerical results for the masses. Also the derivatives in the BG measure have to be evaluated numerically.

The BG measure will now be computed as the maximum of the values for the individual masses:

$$\Delta_{BG} = \max_{i,j} \left| \frac{p_j}{m_i^2} \frac{\partial m_i^2}{\partial p_j} \right|. \quad (28)$$

Whereas there were only two masses with non-trivial expressions in the 2HDM case, now we have 14 masses that all depend non-trivially on the input parameters. Because of this, we expect that the amount of fine-tuning spreads over a larger range. This is because the chance is now higher that there is some cancellation in one of the masses. This is exactly the behavior we see in Figure 2. One should also keep in mind that the more points are sampled, the higher the chance to find some case that happens to show some cancellation and hence fine-tuning. From the figure it is clear though that the generic model will have a fine-tuning below 100.

In this analysis the dimensionless parameters have been sampled from a combined distribution consisting of two log-normal distributions, one centered around 1 and the other centered around -1. Constraints were imposed on some parameters to ensure boundedness of the potential. The idea behind using these distributions is to only sample perturbative values and not unnaturally small ones.

4.3.1 Imposing the Higgs mass constraint

In order for the LRSM model to be phenomenologically viable, we wish to impose that the lightest Higgs mass is close to 125 GeV [14, 15]. Now we will check if this constraint has an impact on the amount of fine-tuning. Because the computation of a single model point takes a relatively long time, we will not impose a very strict constraint on the Higgs mass. We require that the mass is between 100 GeV and 150 GeV. The result of calculating the BG measure in model points with this constraint is shown in Figure 2a.

There are two observations we can make based on this figure. First of all, we see that most points have a larger amount of fine-tuning than in the case without constraint on the Higgs mass. Even though we do not have analytic expressions for the masses, we can still make observations on the cause for this increase in fine-tuning. This moderate amount of fine-tuning is not due to the

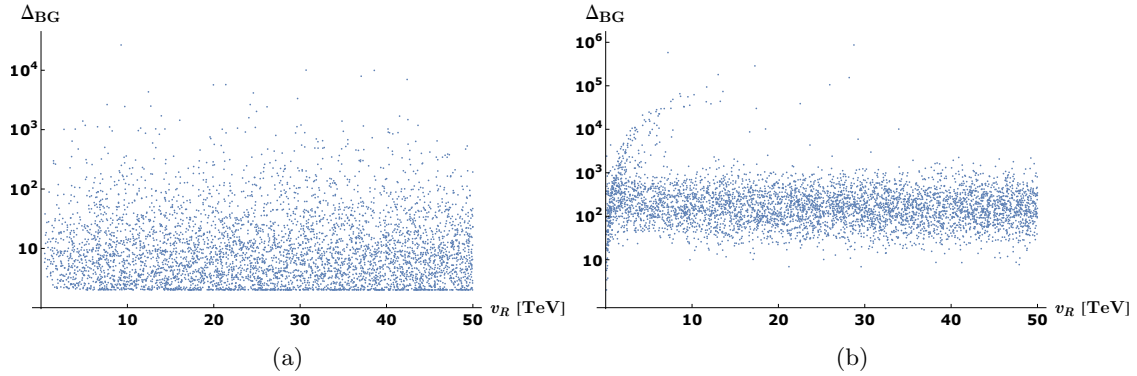


Figure 2: Numerical result of evaluating the BG measure of 5000 points in the LRSM with (a) no constraint imposed on the Higgs mass and (b) the constraint $100 \text{ GeV} < m_h < 150 \text{ GeV}$.

hierarchy between κ, κ' and v_R , since increasing the value of v_R has no effect on the mass of the lightest scalar boson in the bulk of the points. Our explanation for this increase in fine-tuning is that the mass of the lightest Higgs boson is a sum of multiple terms, all of which are $\mathcal{O}(\kappa^2)$. If there are a lot of these terms, the sum can be significantly larger than κ^2 , such that some cancellations are necessary in order to get a Higgs mass in the correct range.

The other observation is that while the bulk of the points are uniformly distributed across the v_R range, there is another set of points showing a clear line in the (Δ_{BG}, v_R) -plane. These points are focused around small values for v_R . When we investigate these points, we see that they have small values for both v_R and the combination $2\rho_1 - \rho_3$. In these cases, there are contributions to the mass of the lightest Higgs boson of the order $(2\rho_1 - \rho_3)v_R^2$. When this term becomes small it starts interfering with the other contributions to m_h^2 , that are of $\mathcal{O}(\kappa^2)$. There needs to be some cancellation between the ρ terms in order to get a correct Higgs mass for these points. For larger values of v_R , the fine-tuning between the two ρ terms needs to increase, leading to the higher values for Δ_{BG} and the lower density of points in the plot.

4.4 Large Dekens measure

Just like in the 2HDM it is possible to get a large value for the Dekens measure. We will consider two distinct ways to achieve this. First we will see what happens when we artificially introduce a large Dekens measure in one of the equations for a μ^2 parameter, which is very similar to the 2HDM case. Then we will investigate the case where there is a large cancellation in the seesaw relation.

If we look at the equation for μ_1^2 (Eq. (25)), we see that it is possible to have a large cancellation while keeping all coupling constants $\mathcal{O}(1)$. We can do this by having a value of α_3 such that it cancels the α_1 contribution. Then we add a small term to α_3 in order to not have perfect cancellation with α_1 :

$$\alpha_3 = \frac{\kappa^2 - \kappa'^2}{\kappa'^2} \alpha_1 + \mathcal{O}(\kappa^2/v_R^2). \quad (29)$$

After imposing this constraint, μ_1^2 can be as small as $\mathcal{O}(\kappa^2)$. So just like in the 2HDM case, one of the μ^2 parameters will be much smaller than the other ones. And just like in the 2HDM case, this cancellation does not have an influence on the BG measure, as can be seen in Figure 3a.

The reason that we do not see any signs of this cancellation is that the relevant terms in the mass matrix all look like $\mathcal{M}^2 \sim \alpha_1 - 2\mu_1^2$. So when we fill in the formula for μ_1^2 (Eq. (25)) the α_1 dependence completely drops out of the equation, and the cancellation between α_1 and α_3 is no longer visible. The same happens when introducing fine-tuning in one of the other μ^2 relations. So fine-tuning in any of the mass parameters of the potential does not show up in the BG measure.

Now we will see what happens when we introduce a cancellation in the seesaw relation. To simplify

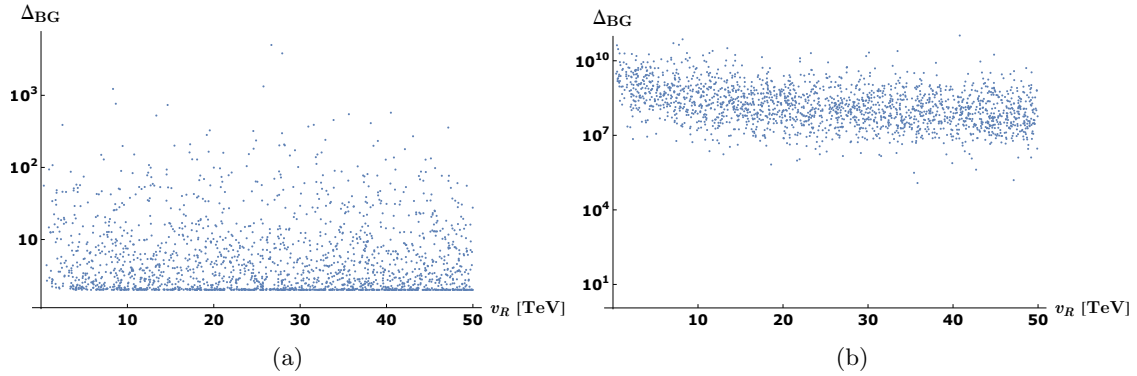


Figure 3: Numerical result of evaluating the BG measure of 2000 points in the LRSM, where a cancellation has been imposed in (a) the formula for μ_1^2 , and (b) the seesaw relation.

our discussion a little bit, we will set β_3 to zero. In that case, the seesaw relation looks like:

$$2\rho_1 - \rho_3 = \frac{1}{v_L v_R} (\kappa \kappa' \beta_1 + \kappa^2 \beta_2) \quad (30)$$

If we set β_2 to a value such that it cancels the β_1 contribution to 9 significant digits, we will have a large Dekens measure, while keeping all coupling constants $\mathcal{O}(1)$. Interestingly we now see a completely different picture in the BG measure, as can be seen in Figure 3b. There is a clear dependence on the cancellation in the seesaw relation, since the fine-tuning is of $\mathcal{O}(10^9)$. The value of Δ decreases for increasing values of v_R , as the fraction $\kappa^2/(v_L v_R)$ gets reduced.

5 Conclusions

Our discussion of fine-tuning in two different beyond the Standard Model theories has shown that contrary to claims in the literature, it is very well possible to have a large hierarchy of scales in theories like the left-right symmetric models without having fine-tuning. This conclusion is reached based on our argument that if it is possible to solve the minimum equations in a way that results in a low amount of fine-tuning, it means that the theory is not fine-tuned in any region of the parameter space, where the parameters are both natural and perturbative. This is contrary to previous arguments where it was argued that if there is a way to find large fine-tuning, it means that the theory is fine-tuned.

Our conclusion is supported by the fact that in the cases where we conclude absence of fine-tuning in the Dekens measure, there is also no indication of fine-tuning in the Barbieri-Giudice measure, except for some cases with accidental cancellation. Conversely, it is possible to find accidental cancellations that result in a large Dekens measure while keeping the BG measure of order 1. This means that one cannot conclude that one measure is better than the other in capturing fine-tuning. Each measure captures different aspects of the Higgs potential. The Dekens measure looks at the minimum of the potential, whereas the BG measure captures features of the second derivative of the potential. Therefore, we argue that both the Dekens measure and the Barbieri-Giudice measure should be evaluated when determining the amount of fine-tuning present in a theory. Of course, we do not exclude that there may be other more effective measures of fine-tuning or there may be other observables besides masses that could be sensitive to fine-tuning.

Although we conclude that in a generic LRSM there is no fine-tuning, the BG measure indicates that imposing the mass of the lightest Higgs boson to be $m_h = 125$ GeV in order to have a phenomenologically viable LRSM requires a moderate amount of fine-tuning.

Acknowledgements We thank Wouter Dekens, Julian Heeck and Melissa van Beekveld for useful discussions. This work has in part been financially supported by the NWO programme “Higgs as a probe and portal”.

References

- [1] G. G. Ross, K. Schmidt-Hoberg and F. Staub, JHEP **1703** (2017) 021 [arXiv:1701.03480 [hep-ph]].
- [2] R. Barbieri and G. F. Giudice, Nucl. Phys. B **306** (1988) 63.
- [3] M. van Beekveld, W. Beenakker, S. Caron, R. Peeters and R. Ruiz de Austri, Phys. Rev. D **96** (2017) no.3, 035015 [arXiv:1612.06333 [hep-ph]].
- [4] H. Baer, V. Barger and D. Mickelson, Phys. Rev. D **88** (2013) no.9, 095013 [arXiv:1309.2984 [hep-ph]].
- [5] W. Dekens and D. Boer, Nucl. Phys. B **889** (2014) 727 [arXiv:1409.4052 [hep-ph]].
- [6] G. C. Branco, P. M. Ferreira, L. Lavoura, M. N. Rebelo, M. Sher and J. P. Silva, Phys. Rept. **516** (2012) 1 [arXiv:1106.0034 [hep-ph]].
- [7] P. M. Ferreira and D. R. T. Jones, JHEP **0908** (2009) 069 [arXiv:0903.2856 [hep-ph]].
- [8] I. P. Ivanov, Phys. Rev. D **75** (2007) 035001 Erratum: [Phys. Rev. D **76** (2007) 039902] [hep-ph/0609018].
- [9] S. Nie and M. Sher, Phys. Lett. B **449** (1999) 89 [hep-ph/9811234].
- [10] J. C. Pati and A. Salam, Phys. Rev. D **10** (1974) 275 Erratum: [Phys. Rev. D **11** (1975) 703].
- [11] R. N. Mohapatra and J. C. Pati, Phys. Rev. D **11** (1975) 2558.
- [12] N. G. Deshpande, J. F. Gunion, B. Kayser and F. I. Olness, Phys. Rev. D **44** (1991) 837.
- [13] G. Senjanovic, Nucl. Phys. B **153** (1979) 334.
- [14] S. Chatrchyan *et al.* [CMS Collaboration], Phys. Lett. B **716** (2012) 30 [arXiv:1207.7235 [hep-ex]].
- [15] G. Aad *et al.* [ATLAS Collaboration], Phys. Lett. B **716** (2012) 1 [arXiv:1207.7214 [hep-ex]].