

Single-Hessian thawed Gaussian approximation: The missing rung on the ladder

Tomislav Begušić,^{a)} Manuel Cordova, and Jiří Vaníček^{b)}

Laboratory of Theoretical Physical Chemistry, Institut des Sciences et Ingénierie Chimiques, Ecole Polytechnique Fédérale de Lausanne (EPFL), CH-1015, Lausanne, Switzerland

(Dated: 15 December 2024)

To alleviate the computational cost associated with on-the-fly *ab initio* semiclassical calculations of molecular spectra, we propose the single-Hessian thawed Gaussian approximation, in which the Hessian of the potential energy at all points along an anharmonic classical trajectory is approximated by a constant matrix. The spectra obtained with this approximation are compared with the exact quantum spectra of a one-dimensional Morse potential and with the experimental spectra of ammonia and quinquethiophene. In all cases, the single-Hessian version performs almost as well as the much more expensive on-the-fly *ab initio* thawed Gaussian approximation and significantly better than the global harmonic schemes. Remarkably, unlike the thawed Gaussian approximation, the proposed method conserves energy exactly, despite the time dependence of the corresponding effective Hamiltonian, and, in addition, can be mapped to a higher-dimensional time-independent classical Hamiltonian system. We also provide a detailed comparison with several related approximations used for accelerating prefactor calculations in semiclassical simulations.

^{a)}Electronic mail: tomlav.begusic@epfl.ch

^{b)}Electronic mail: jiri.vanicek@epfl.ch

I. INTRODUCTION

Simulation of vibrationally resolved electronic spectra of large polyatomic molecules is a challenge for computational chemistry. The exact calculation is impossible for most but smallest molecular systems due to the exponentially scaling cost of computing the full potential energy surfaces of the electronic states involved in the transition. In the well-known time-independent formalism, the intensities of the individual vibronic transitions are determined by the Franck–Condon factors, i.e., the squares of overlaps between the vibrational eigenstates of the two electronic states, while the frequencies of transitions are given by the differences of the corresponding vibrational eigenvalues. A popular method for computing vibronic spectra constructs global harmonic models of the two potential energy surfaces.^{1–3} Then, the vibrational functions, as well as their overlaps, are given analytically. Anharmonic corrections can be included perturbatively^{4–7} or variationally.^{8–11} In smaller systems, it is feasible to apply anharmonic corrections to both eigenstates and eigenvalues, which affects both positions and intensities of vibronic transitions.^{5,10,12} In larger systems, however, this is computationally challenging and the anharmonic corrections are almost exclusively included only through the frequencies, without affecting the Franck–Condon factors.^{7,13,14}

Time-dependent approaches, based on computing the dipole time correlation function,^{15–17} have also been developed at different levels of accuracy, ranging from global harmonic models¹⁸ to exact quantum dynamics methods¹⁹ on anharmonic potential energy surfaces. The time-dependent formalism allows for an on-the-fly implementation, where the potential data are evaluated only when needed, and therefore provides an easier route to including anharmonicity. We focus our attention on the thawed Gaussian approximation,^{20,21} which, as several other semiclassical^{22–27} and quantum^{28–30} dynamics methods, has been implemented in an on-the-fly fashion and combined with an *ab initio* evaluation of the potential.^{31,32} The method assumes validity of the Born–Oppenheimer approximation and propagates a Gaussian wavepacket in a locally harmonic potential constructed about the current center of the wavepacket at each time step. This rather simple propagation scheme, proposed by Heller as the first step beyond the global harmonic approximation in the hierarchy of time-dependent methods, was shown to work well for low or medium resolution electronic spectra, where only short-time propagation of the wavepacket is needed.^{31–33} To further reduce the computational cost of on-the-fly *ab initio* calculations, one can employ a Hessian

interpolation scheme, in which the Hessians are evaluated only every several steps and interpolated in between.³¹

Here, we propose a new approach, which still uses a fully anharmonic classical trajectory to guide the Gaussian wavepacket but only a single Hessian to propagate the width. Hence, this “single-Hessian thawed Gaussian approximation” further reduces the cost of spectra calculations to that of a single classical trajectory. The method is validated on a Morse potential as well as on full-dimensional on-the-fly *ab initio* simulations of the absorption spectrum of ammonia and emission spectrum of quinquethiophene. The single-Hessian method performs better than the global harmonic approaches and in some cases even better than the standard thawed Gaussian approximation. Although the effective Hamiltonian associated to the single-Hessian thawed Gaussian approximation is time-dependent, we demonstrate—both analytically and numerically—that the energy is conserved. Finally, we explore the relation between this single-Hessian approach and similar well-known approximations to the prefactor in the semiclassical Herman–Kluk initial value representation.

II. THEORY

A. Time-dependent approach to vibrationally resolved electronic spectroscopy

Let $|\psi(t)\rangle$ be a wavepacket

$$|\psi(t)\rangle = e^{-i\hat{H}t/\hbar}|\psi_i\rangle, \quad (1)$$

propagated with a time-independent Hamiltonian

$$\hat{H} = H(\hat{q}, \hat{p}) = \frac{1}{2}\hat{p}^T \cdot m^{-1} \cdot \hat{p} + V(\hat{q}), \quad (2)$$

where $|\psi_i\rangle$ represents the initial state. Within the electric dipole approximation, first-order perturbation theory, and assuming the Condon approximation, vibrationally resolved electronic spectra can be computed from the wavepacket autocorrelation function

$$C(t) = \langle \psi_i | \psi(t) \rangle. \quad (3)$$

The type of spectroscopy determines the choice of ψ_i and H . If ψ_i is a vibrational eigenstate of the ground electronic state 1 and H the excited-state vibrational Hamiltonian, the rotationally averaged absorption cross-section is evaluated as the Fourier transform^{15,17,34}

$$\sigma_{\text{abs}}(\omega) = \frac{4\pi\omega}{3\hbar c} |\vec{\mu}_{21}|^2 \text{Re} \int_0^\infty C(t) e^{i(\omega + E_{1,i}/\hbar)t} dt, \quad (4)$$

where $E_{1,i}$ is the energy of state ψ_i before photon absorption and $\vec{\mu}_{21}$ the transition dipole moment between the ground and excited electronic states evaluated at the ground-state equilibrium geometry. The emission spectrum, measured as the emission rate per unit frequency, is obtained by taking the ψ_i to be the vibrational eigenstate of the excited electronic state 2 and H the ground-state vibrational Hamiltonian:^{34,35}

$$\sigma_{\text{em}}(\omega) = \frac{4\omega^3}{3\pi\hbar c^3} |\vec{\mu}_{21}|^2 \text{Re} \int_0^\infty C(t)^* e^{i(\omega - E_{2,i}/\hbar)t} dt, \quad (5)$$

where $E_{2,i}$ is the energy of state ψ_i before photon emission. Spectra defined in Eqs. (4) and (5) are positive at all frequencies, which can be shown by inserting a resolution of identity in the expression (3) for the autocorrelation function to derive the time-independent expression; e.g., for the absorption spectrum, one obtains¹⁷

$$\sigma_{\text{abs}}(\omega) = \frac{4\pi^2\omega}{3\hbar c} |\vec{\mu}_{21}|^2 \sum_n |\langle n|\psi_i\rangle|^2 \delta(\omega - \frac{E_{2,n} - E_{1,i}}{\hbar}), \quad (6)$$

where $|n\rangle$ are the eigenstates of the excited-state vibrational Hamiltonian with energies $E_{2,n}$. Equations (4) and (6) are equivalent for any time-independent Hamiltonian. However, if the true time-independent Hamiltonian is approximated by an effective time-dependent one, for example, through the local harmonic or cubic approximations, negative spectral features may arise.³²

B. Thawed Gaussian approximation

Evaluation of the autocorrelation function (3) requires propagating the vibrational wavepacket; among many quantum and semiclassical methods, one of the simplest is the thawed Gaussian approximation.²⁰ A thawed Gaussian wavepacket is described by its time-dependent position q_t , momentum p_t , complex symmetric matrix A_t , and a complex number γ_t :

$$\psi(q, t) = N_0 \exp \left\{ -(q - q_t)^T \cdot A_t \cdot (q - q_t) + \frac{i}{\hbar} [p_t^T \cdot (q - q_t) + \gamma_t] \right\}, \quad (7)$$

where $N_0 = [\det(2A_0/\pi)]^{1/4}$ is a normalization constant. Classical parameters q_t and p_t are the expectation values of the position and momentum; the real part of matrix A_t controls the width of the wavepacket, while its imaginary part introduces a spatial chirp; the real part of γ_t is a time-dependent phase factor, while its imaginary part ensures normalization at all times. The Gaussian form (7) is exactly preserved under evolution in a harmonic potential,

even a time-dependent one. In the thawed Gaussian approximation, the wavepacket (7) is propagated with an effective Hamiltonian $\hat{H}_{\text{eff}}(t) = \hat{T} + \hat{V}_{\text{LHA}}(t)$ given by the sum of the kinetic energy T and the time-dependent local harmonic approximation V_{LHA} of the true potential V about q_t :

$$V_{\text{LHA}}(q, t) = V(q_t) + \text{grad}_q V|_{q_t}^T \cdot (q - q_t) + \frac{1}{2}(q - q_t)^T \cdot \text{Hess}_q V|_{q_t} \cdot (q - q_t), \quad (8)$$

with $\text{grad}_q V|_{q_t}$ representing the gradient and $\text{Hess}_q V|_{q_t}$ the Hessian of the potential evaluated at the center of the wavepacket q_t . Inserting the Gaussian ansatz (7) and effective potential (8) into the time-dependent Schrödinger equation gives the following equations of motion for the wavepacket parameters:²⁰

$$\dot{q}_t = m^{-1} \cdot p_t, \quad (9)$$

$$\dot{p}_t = -\text{grad}_q V|_{q_t}, \quad (10)$$

$$\dot{A}_t = -2i\hbar A_t \cdot m^{-1} \cdot A_t + \frac{i}{2\hbar} \text{Hess}_q V|_{q_t}, \quad (11)$$

$$\dot{\gamma}_t = L_t - \hbar^2 \text{Tr}(m^{-1} \cdot A_t), \quad (12)$$

where m is the mass matrix and L_t the Lagrangian.

If the wavepacket remains localized, the effective locally harmonic potential is a good approximation and the thawed Gaussian propagation is expected to be rather accurate. The approximation accounts partially for anharmonicity by propagating the wavepacket's center (q_t, p_t) classically with the true, anharmonic potential $V(q)$ [Eqs. (9)–(10) are Hamilton's equations of motion for $H(q, p)$] and by accounting for the changes in its Hessian, which affect the semiclassical parameters A_t and γ_t . Another advantage of the thawed Gaussian approximation is its efficiency: it requires propagating four time-dependent parameters, which depend only on the local potential information.

Yet, there are also several drawbacks: First, the Gaussian ansatz (7) cannot describe wavepacket splitting, tunneling, or nonadiabatic effects. In very anharmonic systems, where the exact wavepacket splits and delocalizes quickly, the thawed Gaussian wavepacket behaves unphysically. Thus, the method is limited to short propagation times and low-resolution electronic spectra. Second, because the effective potential (8) is, in general (i.e., for potentials beyond quadratic), time-dependent, the thawed Gaussian approximation does not conserve

energy:^{32,36}

$$\frac{dE}{dt} = \frac{d}{dt} \langle \psi(t) | \hat{H}_{\text{eff}}(t) | \psi(t) \rangle \quad (13)$$

$$= \langle \psi(t) | \frac{d}{dt} \hat{H}_{\text{eff}}(t) | \psi(t) \rangle \quad (14)$$

$$= \langle \psi(t) | \frac{d}{dt} \hat{V}_{\text{LHA}}(t) | \psi(t) \rangle \quad (15)$$

$$= \frac{1}{2} \langle \psi(t) | (\hat{q} - q_t)^T \cdot B_t \cdot (\hat{q} - q_t) | \psi(t) \rangle \quad (16)$$

$$= \frac{1}{2} \text{Tr}(B_t \cdot \Sigma_t^2), \quad (17)$$

where $B_t := p_t^T \cdot m^{-1} \cdot V'''|_{q_t}$, V''' is a rank-3 tensor of third derivatives of the potential with respect to position, and

$$\begin{aligned} \Sigma_t^2 &:= \langle \psi(t) | (\hat{q} - q_t) \otimes (\hat{q} - q_t)^T | \psi(t) \rangle \\ &= \int dq |\psi(q, t)|^2 (q - q_t) \otimes (q - q_t)^T \\ &= (4 \text{Re } A_t)^{-1} \end{aligned}$$

is the position covariance matrix. Equation (14) follows because the thawed Gaussian solves exactly the Schrödinger equation with H_{eff} , while Eq. (15) relies on the time independence of the kinetic energy operator. To derive Eq. (16), we used the chain rule

$$\frac{d}{dt} = p_t^T \cdot m^{-1} \cdot \frac{d}{dq_t} \quad (18)$$

for the differentiation of the energy, gradient, and Hessian evaluated at position q_t . As noted already in Section II A, the time dependence of the effective Hamiltonian also leads to unphysical negative intensities in the spectra.

C. Hessian interpolation

To reduce the cost of *ab initio* Hessian calculations, the on-the-fly *ab initio* thawed Gaussian approximation is readily combined with an interpolation scheme, where the Hessians are computed only every few steps and the intermediate Hessians are obtained from a second-order polynomial interpolation. Typically, the Hessians need to be computed only every four to eight time steps.^{31,37} Since the Hessians are not needed for the propagation of the classical trajectory, additional speed-up is achieved through parallel computation of the Hessians after the full trajectory is known. Note that other Hessian approximations, such as the Hessian

update schemes^{38–40} and Gaussian process regression^{41,42} have been developed in the context of *ab initio* simulations. The considerable cost of multiple Hessian evaluations has also inspired various semiclassical approximations,⁴³ including the prefactor-free,²² adiabatic,^{44,45} harmonic,⁴³ and “poor person’s”⁴⁶ variations of the Herman–Kluk propagator.

D. Global harmonic approximation

In computational chemistry, most calculations of vibrationally resolved electronic spectra employ the global harmonic models, where the true potential energy surface is approximated as

$$V_{\text{HA}}(q) = V_{\text{eq}} + \frac{1}{2}(q - q_{\text{eq}})^T \cdot k \cdot (q - q_{\text{eq}}). \quad (19)$$

In Eq. (19), V_{eq} is the potential energy and q_{eq} the position of the minimum of the harmonic potential with a force constant matrix k . In practice, the global harmonic model is constructed from *ab initio* data evaluated at only one molecular geometry, which makes such calculations feasible for rather large systems. The thawed Gaussian wavepacket (7) is exact in the harmonic potential (19) and can be propagated analytically. Furthermore, because the potential is time-independent, the energy is conserved exactly and the corresponding spectra do not suffer from unphysical negative intensities. However, the method neglects anharmonicity completely and, therefore, is less accurate than the thawed Gaussian approximation.

E. Single-Hessian thawed Gaussian approximation

Let us now consider using a single Hessian in the local harmonic approximation (8), e.g., by choosing a reference Hessian $\text{Hess}_q V_{\text{ref}}|_{q_{\text{ref}}}$ and approximating the potential at each point in time as

$$V_{\text{SH}}(q, t) = V(q_t) + \text{grad}_q V|_{q_t}^T \cdot (q - q_t) + \frac{1}{2}(q - q_t)^T \cdot \text{Hess}_q V_{\text{ref}}|_{q_{\text{ref}}} \cdot (q - q_t). \quad (20)$$

The single-Hessian thawed Gaussian approximation, which propagates the wavepacket (7) in the effective potential (20), is, obviously, even more efficient than the original thawed Gaussian approximation; the single-Hessian analogue requires only one Hessian to be evaluated for the whole propagation, i.e., its cost is almost the same as running a single classical

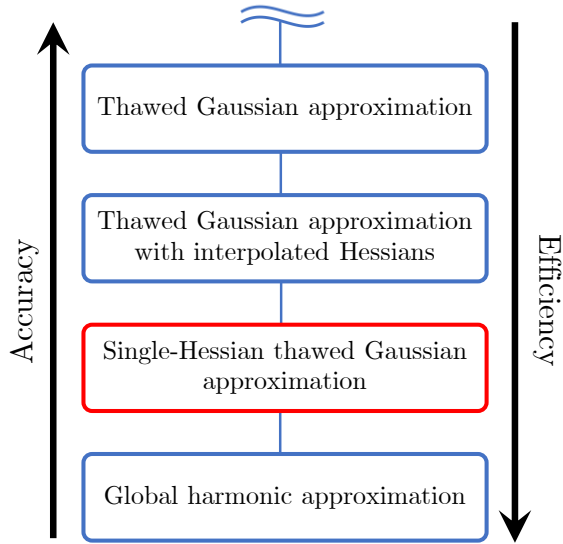


FIG. 1. Hierarchy of several semiclassical wavepacket methods for simulating vibrationally resolved electronic spectra. Various methods, which are more accurate, but also more expensive than the thawed Gaussian approximation, are beyond the scope of this work, although they may describe even high-resolution spectra.

trajectory. Because the effective potential (20) is Hermitian, the single-Hessian method conserves the norm of the wavefunction. As for the accuracy, the approximation (20) of the potential still includes anharmonicity partially through the first two terms and thus is more accurate than the global harmonic approximation, but is clearly worse than the local harmonic approximation (8) (see Fig. 1). Yet, the single-Hessian approach also results in several improvements related to spectra calculations:

First, the propagation of matrix A_t is now determined exclusively by the reference Hessian and is decoupled from the classical dynamics of q_t and p_t . Therefore, the wavepacket does not spread or contract unphysically in an attempt to describe wavepacket splitting, but rather stays compact at all times, similarly to a squeezed state in a globally harmonic potential. We show in several numerical examples that this feature is preferred in more anharmonic potentials.

Second, the single-Hessian thawed Gaussian approximation conserves energy exactly:

$$\frac{dE}{dt} = \langle \psi(t) | \frac{d}{dt} \hat{V}_{\text{SH}}(t) | \psi(t) \rangle \quad (21)$$

$$= \langle \psi(t) | b_t^T \cdot (\hat{q} - q_t) | \psi(t) \rangle \quad (22)$$

$$= b_t^T \cdot \langle \psi(t) | \hat{q} - q_t | \psi(t) \rangle \quad (23)$$

$$= 0, \quad (24)$$

where $b_t^T := p_t^T \cdot m^{-1} \cdot (\text{Hess}_q V|_{q_t} - \text{Hess}_q V_{\text{ref}}|_{q_{\text{ref}}})$. Above, we used the time independence of the kinetic energy operator in Eq. (21) and the chain rule (18) to go from Eq. (21) to (22). The final result (24) follows from Eq. (23) because q_t is the expectation value of the position operator \hat{q} in the state $\psi(t)$. Despite the energy conservation, the effective Hamiltonian determined by the effective potential of Eq. (20) is still time-dependent—the energy is conserved only because the Hamiltonian is nonlinear (i.e., it depends on the state ψ) and its change applied to ψ happens to be “orthogonal” to the state ψ [Eqs. (21)–(24)]. Therefore, the conservation of energy does not guarantee non-negative intensities in the spectrum. Yet, the hope is that the negative spectral features in the single-Hessian approach will be less pronounced than in the standard thawed Gaussian approximation.

F. Reference Hessians

Both global harmonic models and single-Hessian thawed Gaussian approximation depend on the choice of the reference Hessian. Two well-known special choices are the adiabatic Hessian—Hessian of the final electronic potential energy surface evaluated at its minimum ($V_{\text{ref}} = V_{\text{final}}$, $q_{\text{ref}} = q_{\text{eq, final}}$), and the vertical Hessian—Hessian of the final electronic surface evaluated at the Franck–Condon point, i.e., the minimum of the initial electronic surface ($V_{\text{ref}} = V_{\text{final}}$, $q_{\text{ref}} = q_{\text{eq, init}}$); see Fig. 2.^{13,47} We refer to the combinations of these two Hessian choices with the global harmonic approach as the *adiabatic harmonic* and *vertical harmonic* methods.^{31,33,48} In the literature, these global harmonic models are sometimes referred to as the adiabatic and vertical Hessian;^{13,18,47} here, we use these names exclusively for the Hessians themselves to avoid the confusion between the single-Hessian thawed Gaussian propagation and global harmonic methods. The combinations of the single-Hessian approach with the different reference Hessians will be referred to as the *adiabatic single-Hessian* and *vertical single-Hessian* methods.

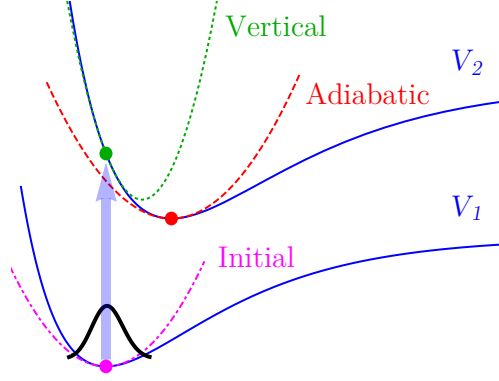


FIG. 2. Different choices of the reference Hessian. The Hessian of the final-state surface is commonly evaluated at the Franck–Condon (vertical Hessian, green dot) or minimum energy position (adiabatic Hessian, red dot), giving rise to the vertical (green dotted curve) and adiabatic (red dashed curve) global harmonic models. Initial-state Hessian, evaluated at the minimum of the initial-state surface (magenta dot) is needed for constructing the initial wavefunction (black), given by the ground vibrational eigenstate of the harmonic fit (magenta dash-dotted curve) to the initial-state surface. However, the initial-state Hessian can also serve as a crude approximation to the final-state Hessian, resulting in the vertical gradient and adiabatic shift global harmonic models, or initial single-Hessian thawed Gaussian approximation (see text).

Finally, one can avoid computing any Hessian of the final electronic surface by using as reference the initial-state Hessian—Hessian of the initial electronic surface at its minimum ($V_{\text{ref}} = V_{\text{init}}$, $q_{\text{ref}} = q_{\text{eq, init}}$, see Fig. 2), which is commonly needed already for constructing the initial wavepacket. In the context of global harmonic methods, there are two natural possibilities of constructing a final-state harmonic potential using the initial-state Hessian: one can either compute the potential energy and gradient of the final-state potential energy surface at the initial geometry, which results in the *vertical gradient* model, or optimize the geometry in the final electronic state, which gives the *adiabatic shift* model.^{13,47,49} Both the vertical gradient and adiabatic shift models are examples of displaced harmonic systems, and thus ignore mode distortion and mixing (the Duschinsky effect) between the two electronic states. In the results section, we discuss only the adiabatic shift model and, for consistency with the other methods discussed in this work, refer to it as the *initial harmonic* model.

G. PQ -method and the Hamiltonian structure

The Riccati equation (11) can be solved with the “ PQ method”, i.e., by introducing auxiliary complex $D \times D$ matrices Q_t and P_t such that⁵⁰

$$A_t = -\frac{i}{2\hbar} P_t \cdot Q_t^{-1}, \quad (25)$$

$$P_t = m \cdot \dot{Q}_t. \quad (26)$$

Inverting Eq. (26) and inserting Eq. (25) into Eq. (11) yields the differential equations

$$\dot{Q}_t = m^{-1} \cdot P_t, \quad (27)$$

$$\dot{P}_t = -\text{Hess}_q V_{\text{ref}}|_{q_{\text{ref}}} \cdot Q_t, \quad (28)$$

which can be recognized as Hamilton’s equations of motion of a “semiclassical” time-dependent Hamiltonian

$$H_{\text{sc}}(Q, P; q_t) = \frac{1}{2} \text{Tr}(P^\dagger \cdot m^{-1} \cdot P + Q^\dagger \cdot \text{Hess}_q V|_{q_t} \cdot Q), \quad (29)$$

where q_t plays a role of an external, time-dependent parameter and † denotes the Hermitian transpose, i.e., a complex conjugate and transpose of a matrix (a complex conjugate itself will be denoted by $*$). Hamilton’s equations (27)-(28) solve Eq. (11) for \dot{A}_t for any choice of Q_0 and P_0 that satisfy Eq. (25) at time zero.

In the single-Hessian approximation, the time-dependent Hessian is replaced with the reference Hessian, and the semiclassical Hamiltonian (29) becomes independent of q_t and, therefore, also independent of time. As a result, the quantum propagation using single-Hessian thawed Gaussian approximation for $H(q, p)$ can be mapped to *exact* classical propagation with a separable Hamiltonian

$$H_{\text{map}}(q, p, Q, P) = H(q, p) + H_{\text{sc}}(Q, P). \quad (30)$$

Because of separability, both $H(q_t, p_t)$ and $H_{\text{sc}}(Q_t, P_t)$ are independent of time. In Appendix A, we show that the energy $E(t)$ of the wavepacket (7) is equal to $H_{\text{map}}(q_t, p_t, Q_t, P_t)$ for a specific choice of Q_0 and P_0 , providing an independent proof of energy conservation by the single-Hessian thawed Gaussian approximation. Neither energy conservation nor mapping to a classical Hamiltonian system holds for the original thawed Gaussian approximation due to the dependence of the Hessian on q_t ; in that case, Hamilton’s equation for p_t derived

from H_{map} has an additional term compared to Eq. (10). Yet, a similar mapping, yielding a nonseparable Hamiltonian, does exist^{51,52} if one applies the time-dependent variational principle^{53,54} instead of the local harmonic approximation (8) to the quantum propagation of the Gaussian wavepacket (7).

H. Single-Hessian approximations of the Herman–Kluk prefactor

The single-Hessian thawed Gaussian approximation may seem to be only a special, constant-Hessian case of one of several approximations used for accelerating semiclassical calculations based on the Herman–Kluk propagator.⁵⁵ In this section, we, therefore, compare the proposed method with the single-Hessian versions of the Herman–Kluk,⁵⁶ Johnson’s,⁵⁶ frozen Gaussian,⁵⁷ adiabatic Herman–Kluk,⁴⁴ and prefactor-free²² approximations and show that the equivalence with some of them holds only for a specific choice of the reference Hessian. Within the Herman–Kluk^{55,58–60} semiclassical initial value representation,^{61–63} the quantum evolution operator is approximated as

$$e^{-i\hat{H}t/\hbar} \approx h^{-D} \int dq_0 dp_0 R_t(q_0, p_0) e^{iS_{\text{cl},t}/\hbar} |q_t p_t\rangle \langle q_0 p_0|, \quad (31)$$

where D is the number of degrees of freedom, $S_{\text{cl},t} := \int_0^t L_{t'} dt'$ the classical action,

$$R_t(q_0, p_0) = \sqrt{\det \left[\frac{1}{2} (M_{qq} + \Gamma^{-1} \cdot M_{pp} \cdot \Gamma - i\hbar M_{qp} \cdot \Gamma + \frac{i}{\hbar} \Gamma^{-1} \cdot M_{pq}) \right]} \quad (32)$$

the Herman–Kluk prefactor, $M_{ab} = \partial a_t / \partial b_0$ components of the stability matrix, $|q_t p_t\rangle$ the coherent state whose wavefunction in position representation is

$$\langle q | q_t p_t \rangle = \left(\frac{\det \Gamma}{\pi^D} \right)^{1/4} \exp \left[-\frac{1}{2} (q - q_t)^T \cdot \Gamma \cdot (q - q_t) + \frac{i}{\hbar} p_t^T \cdot (q - q_t) \right], \quad (33)$$

and Γ denotes the coherent state width matrix. Reversing the main idea of the PQ method⁵³ mentioned in Section II G, in the log-derivative formulation,^{43,56} the Herman–Kluk prefactor is expressed in terms of an auxiliary matrix

$$\alpha_t = -\frac{i}{2\hbar} m \cdot \dot{Q}_t \cdot Q_t^{-1}, \quad (34)$$

where $Q_t = M_{qq} + i\hbar M_{qp} \cdot \Gamma$, as

$$R_t = \sqrt{\det \left[\frac{1}{2} (1 + \alpha_0^{-1} \cdot \alpha_t^*) \right]} \exp \left[-i\hbar \int_0^t dt' \text{Tr}(m^{-1} \cdot \alpha_{t'}^*) \right]. \quad (35)$$

Matrix Q_t defined here is equivalent to that of Eq. (25) for a specific choice of initial conditions $Q_0 = I_D$ and $P_0 = 2i\hbar A_0$ (see Appendix A). Matrix α_t , whose initial value is $\alpha_0 = \Gamma/2$, obeys the same equation of motion as the matrix A_t of the thawed Gaussian approximation [Eq. (11)]; the connection between α_t and A_t was discussed, e.g., in Ref. 56. To compare different approximations to the prefactor R_t with the single-trajectory single-Hessian thawed Gaussian approximation, we consider only a single trajectory in Eq. (31) and write the evolution operator as

$$e^{-i\hat{H}t/\hbar} \approx R_t e^{iS_{\text{cl},t}/\hbar} |q_t p_t\rangle \langle q_0 p_0|, \quad (36)$$

with $|q_0 p_0\rangle = |\psi_i\rangle$. Then, $\alpha_0 = A_0$ of the initial wavepacket ψ_i .

If the true potential is approximated by the single-Hessian potential (20), which is similar to the slowly varying Hessian approximation of Gelabert et al.⁵⁶, the prefactor simplifies to⁵⁶

$$R_t \approx \exp \left[-i\hbar \int_0^t dt' \text{Tr}(m^{-1} \cdot \tilde{\alpha}_{t'}^*) \right]. \quad (37)$$

Matrix $\tilde{\alpha}_t$ still evolves as A_t [Eq. (11)], but with a modified initial condition

$$\tilde{\alpha}_0 = \frac{1}{2} m \cdot A_0^{-1} (A_0 \cdot m^{-1} \cdot A_0 + A_{\text{ref}} \cdot m^{-1} \cdot A_{\text{ref}}), \quad (38)$$

where A_{ref} corresponds to the coherent state of a harmonic potential with force constant matrix $k = \text{Hess}_q V_{\text{ref}}|_{q_{\text{ref}}}$, i.e.,

$$A_{\text{ref}} \cdot m^{-1} \cdot A_{\text{ref}} = \frac{1}{4\hbar^2} \text{Hess}_q V_{\text{ref}}|_{q_{\text{ref}}}. \quad (39)$$

The wavefunction obtained by applying the evolution operator (36) combined with the approximate prefactor (37) to the initial state ψ_i is a Gaussian (7) with parameters q_t and p_t obeying classical equations of motion (9)–(10), $A_t = A_0$, and

$$\gamma_t = S_{\text{cl},t} - \hbar^2 \int_0^t dt' \text{Tr}(m^{-1} \cdot \tilde{\alpha}_{t'}^*). \quad (40)$$

Because matrix $\tilde{\alpha}_t^*$ is, in general, complex at $t > 0$, the norm of the “single-Hessian Herman–Kluk” wavepacket is not conserved. This is remedied easily by taking only the real part of $\tilde{\alpha}_t^*$ in Eq. (40), or, equivalently, by renormalizing the wavepacket at each step.

In Johnson’s multichannel Wentzel–Kramers–Brillouin approximation,^{56,64–66} one assumes that the matrix α_t varies slowly, i.e., $\dot{\alpha}_t \approx 0$, which yields

$$R_t \approx \exp \left[-\frac{i}{\hbar} \int_0^t dt' \sum_{j=1}^D \frac{1}{2} \hbar \omega_j(t') \right], \quad (41)$$

where $\omega_j(t)$ are time-dependent frequencies obtained from the Hessian evaluated at q_t at time t . This method involves a time-dependent Hessian and is, therefore, closer to the original thawed Gaussian approximation than to its single-Hessian version. However, Johnson's approximation can be combined with the single-Hessian potential (20) to obtain a wavepacket whose phase-space center follows a classical trajectory, width is unchanged ($A_t = A_0$), and

$$\gamma_t = S_{\text{cl},t} - t \sum_{j=1}^D \frac{1}{2} \hbar \omega_{\text{ref},j}, \quad (42)$$

where $\omega_{\text{ref},j}$ are the frequencies obtained from the reference Hessian $\text{Hess}_q V_{\text{ref}}|_{q_{\text{ref}}}$.

The adiabatic approximation^{44,45} of the Herman–Kluk prefactor assumes an instantaneously diagonal Hessian at each time step, i.e., it neglects the offdiagonal entries of the full Hessian matrix. Within the single-Hessian approximation, the resulting expression for γ_t is the same as for the single-Hessian Herman–Kluk [Eq. (40)] except for a modified (diagonal) Hessian.

Finally, the crudest approximation is to replace the prefactor by unity, which is known as the prefactor-free approach;²² then, $\gamma_t = S_{\text{cl},t}$ and no Hessian computation is needed.

Equations of motion for parameters A_t and γ_t in the single-Hessian thawed Gaussian, Herman–Kluk, Johnson's, adiabatic Herman–Kluk, and prefactor-free approximations are summarized in Table I, where we also present analogous expressions for Heller's frozen Gaussian approximation.⁵⁷ Single-Hessian thawed Gaussian wavepacket has a time-dependent width, whereas the other approximations propagate a coherent state with only a modified phase factor. Special case is the initial single-Hessian approach, which uses the initial Hessian for the single-Hessian thawed Gaussian propagation. Then, $\dot{A}_t = 0$ holds even for the thawed Gaussian wavepacket and γ_t is the same for the thawed Gaussian, Herman–Kluk, Johnson's, and frozen Gaussian approximations. Let us emphasize that in the multiple-trajectory implementations of the single-Hessian Herman–Kluk, Johnson's, and frozen Gaussian methods, Γ is a free parameter; for $\Gamma = 2A_{\text{ref}}$, the three approximations are equivalent. In contrast, in the single-trajectory thawed Gaussian approximation, because the initial width parameter A_0 is fixed by the wavepacket ψ_i , using a constant Hessian does not imply a time-independent matrix A_t . Therefore, the single-Hessian method is, despite similarities, fundamentally different from other approaches.

The single-Hessian approximations of the coherent-state methods are not necessarily useful in practice and are presented here only for comparison with the single-Hessian thawed

TABLE I. Equations of motion for parameters A_t and γ_t of the Gaussian wavepacket (7) propagated with the single-Hessian thawed Gaussian approximation, exact for the approximate Hamiltonian (20), and with the single-Hessian and single-trajectory versions of the approximations discussed in Sec. II H. Differential forms of Eqs. (40) and (42) are shown for Herman–Kluk and Johnson’s approximations, $\tilde{\alpha}_0$ is defined in Eq. (38), and we used $\hbar^2 \text{Tr}(m^{-1} \cdot A_{\text{ref}}) = \sum_{j=1}^D \frac{1}{2} \hbar \omega_{\text{ref},j}$. For the frozen Gaussian approximation,^{57,67} the general expression $\dot{\gamma}_t = p_t^T \cdot m^{-1} \cdot p_t - \langle \hat{H} \rangle$ was expanded using the single-Hessian potential (20) and the total energy of a Gaussian wavepacket [Eqs. (A8)–(A10)] applied to a coherent state ($A_t = A_0$).

Thawed Gaussian	Herman–Kluk
$\dot{A}_t = -2i\hbar A_t \cdot m^{-1} \cdot A_t + \frac{i}{2\hbar} \text{Hess}_q V_{\text{ref}} _{q_{\text{ref}}}$ $\dot{\gamma}_t = L_t - \hbar^2 \text{Tr}(m^{-1} \cdot A_t)$	$\dot{A}_t = 0$ $\dot{\gamma}_t = L_t - \hbar^2 \text{Tr}(m^{-1} \cdot \tilde{\alpha}_t^*)$ $\dot{\tilde{\alpha}}_t = -2i\hbar \tilde{\alpha}_t \cdot m^{-1} \cdot \tilde{\alpha}_t + \frac{i}{2\hbar} \text{Hess}_q V_{\text{ref}} _{q_{\text{ref}}}$
Johnson’s approximation	Frozen Gaussian
$\dot{A}_t = 0$ $\dot{\gamma}_t = L_t - \hbar^2 \text{Tr}(m^{-1} \cdot A_{\text{ref}})$	$\dot{A}_t = 0$ $\dot{\gamma}_t = L_t - \hbar^2 \text{Tr}(m^{-1} \cdot \tilde{\alpha}_0)$
Adiabatic Herman–Kluk	Prefactor-free approximation
$\dot{A}_t = 0$ $\dot{\gamma}_t = L_t - \hbar^2 \text{Tr}(m^{-1} \cdot \tilde{\alpha}_t^*)$ $\dot{\tilde{\alpha}}_{t,jj} = -\frac{2i\hbar}{m_j} \tilde{\alpha}_{t,jj}^2 + \frac{i}{2\hbar} m_j \omega_{\text{ref},j}^2$	$\dot{A}_t = 0$ $\dot{\gamma}_t = L_t$

Gaussian approximation. Indeed, in the usual multi-trajectory setup, the single-Hessian Herman–Kluk approach, which is equivalent to the harmonic approximation mentioned briefly in Ref. 43, would already be a feasible computational method and no further approximations of the prefactor would be needed. Otherwise, approaches based on the Herman–Kluk^{40,68} and Johnson’s^{64–66} approximations have been validated on difficult systems, where accurate calculations require the evaluation of Hessians along each trajectory.

III. COMPUTATIONAL DETAILS

A. Morse potential

To investigate the single-Hessian thawed Gaussian approximation in systems of varying anharmonicity, we constructed a series of Morse potentials,

$$V(q) = V_{\text{eq}} + D_e[1 - e^{-a(q-q_{\text{eq}})}]^2, \quad (43)$$

with different values of the dissociation energy D_e and anharmonicity parameter a . In Eq. (43), V_{eq} is the potential at the equilibrium position q_{eq} . We chose to work in atomic units ($\hbar = 1$) and mass-scaled coordinates. The initial wavepacket was a real Gaussian with zero position and momentum, and with a width matrix $A_0 = \omega_0/2$ corresponding to the ground vibrational state of a harmonic oscillator with frequency $\omega_0 = 0.00456$ a.u. = 1000 cm^{-1} . The Morse parameters were $V_{\text{eq}} = 0.1$ and $q_{\text{eq}} = \sqrt{2/\omega_0} = 20.95$ a.u.. We also fixed the global harmonic potential fitted to the Morse potentials at the equilibrium position q_{eq} ; its frequency,

$$\omega_{\text{eq}} = \sqrt{\text{Hess}_q V|_{q_{\text{eq}}}} = \sqrt{2D_e a^2}, \quad (44)$$

was set to 0.0041 a.u. = 900 cm^{-1} . Anharmonicity of the potential was controlled through the dimensionless constant

$$\chi = \frac{\omega_{\text{eq}}}{4D_e}. \quad (45)$$

Then, the D_e and a parameters were uniquely defined as

$$D_e = \frac{\omega_{\text{eq}}}{4\chi}, \quad (46)$$

$$a = \sqrt{2\omega_{\text{eq}}\chi}. \quad (47)$$

The transition dipole moment was set to 1. The wavepacket was always propagated for 4000 steps of 8 a.u. \approx 0.194 fs. Spectra evaluated with the thawed-Gaussian, global harmonic, and single-Hessian approaches discussed in Section II F were compared with the exact quantum dynamics calculations, obtained with the second-order split-operator method. The position grid for the exact quantum dynamics consisted of 16384 points between -200 and 200 atomic units. To avoid artifacts of the finite-time calculation, all correlation functions were multiplied by a Gaussian damping function corresponding to the Gaussian broadening with half-width at half-maximum of 115 cm^{-1} . Spectra were then computed from Eq. (4) and scaled according to the maximum intensity.

B. On-the-fly *ab initio* calculations

The on-the-fly *ab initio* implementation of the thawed Gaussian approximation has been detailed in Refs. 31–33, and 48. Briefly, the method evaluates the required potential information along the trajectory from an *ab initio* electronic structure program. Our in-house code performs the dynamics, transformation between Cartesian and normal-mode coordinates, and interpolation of the Hessians if they are not computed at each step (see Refs. 31 and 33).

For ammonia, the *ab initio* calculations were performed using the complete active-space second-order perturbation theory, CASPT2(8/8), in combination with the aug-cc-pVTZ basis set, as implemented in the Molpro2012.1 package.^{69,70} For the quinquethiophene, the ground-state potential data were evaluated using the density functional theory, while the time-dependent density functional theory was used for geometry optimization and Hessian calculations in the first excited electronic state; the functional was B3LYP and the basis set 6-31+G(d,p), as implemented in Gaussian09.⁷¹ All trajectories were propagated using a time step of 8 a.u. for 1000 steps in ammonia and for 997 steps in quinquethiophene. In ammonia the Hessian was computed at each step, whereas in quinquethiophene the Hessian was evaluated only every four steps and interpolated in between; such an interpolation was previously validated in Ref. 31. Before computing the spectra, the correlation functions were multiplied with a Gaussian damping function corresponding to the spectral Gaussian broadening with half-width at half-maximum of 200 cm⁻¹. Further computational details about the ammonia absorption spectrum can be found in Ref. 32 and, about the quinquethiophene emission spectrum, in Ref. 31.

IV. RESULTS AND DISCUSSION

A. Morse potential

Figure 3 compares the exact spectra of two Morse potentials of different degrees of anharmonicity with those evaluated using the standard thawed Gaussian approximation, its adiabatic single-Hessian version, and the adiabatic harmonic method. In the weakly anharmonic potential (Fig. 3, left), all methods perform well, with only the global harmonic spectrum deviating slightly from the exact solution. In contrast, in the more anharmonic

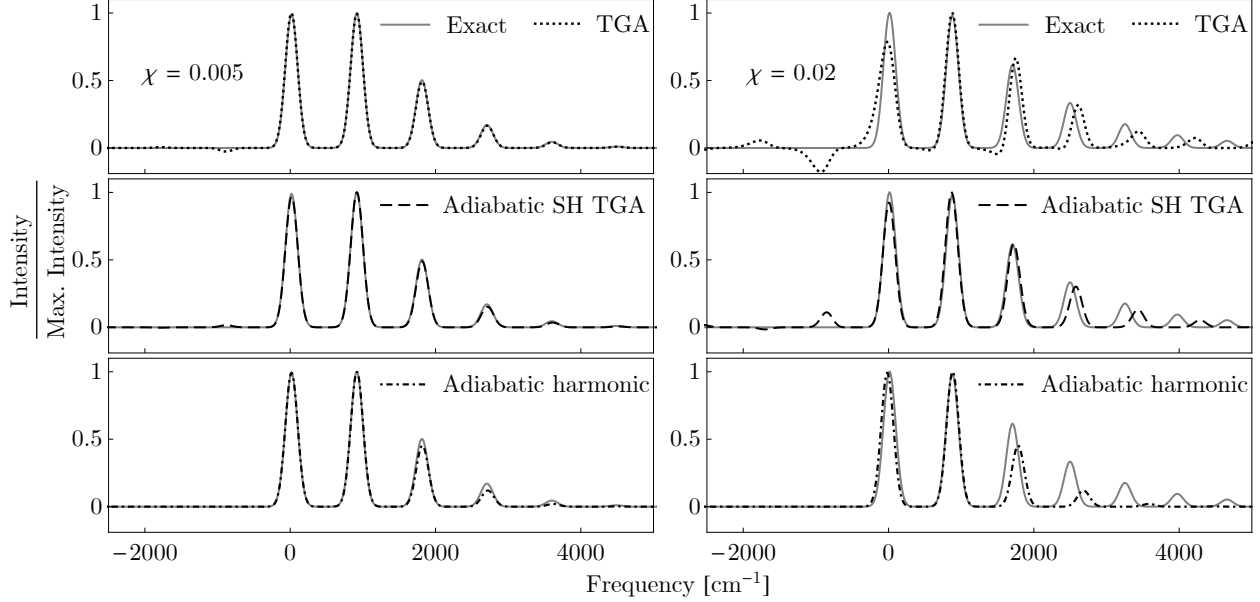


FIG. 3. Spectra of two Morse potentials with different anharmonicity constants χ evaluated using the exact quantum dynamics, thawed Gaussian approximation (TGA, top), adiabatic single-Hessian thawed Gaussian approximation (SH TGA, middle), and adiabatic harmonic model (bottom). Left: $\chi = 0.005$. Right: $\chi = 0.02$. All spectra were shifted to give the best overlap with the exact calculation and the zero frequency was set to the 0–0 transition, i.e., the first peak of the progression. All approximate spectra in the left panels overlap almost perfectly with the exact spectrum, whereas larger differences between the exact and approximate spectra are observed in the more anharmonic Morse potential in the right-hand panels.

Morse potential, the adiabatic harmonic model recovers only the first few peaks. Interestingly, the single-Hessian version seems to be more accurate than the standard thawed Gaussian approximation—although the corresponding peak positions overlap, the intensities are described better in the single-Hessian approximation.

To quantify the accuracy of the approaches discussed in Section II F, we introduce the spectral contrast angle θ between a reference (σ_{ref}) and approximate (σ) spectra, conveniently defined through its cosine

$$\cos \theta = \frac{\sigma_{\text{ref}} \cdot \sigma}{\|\sigma_{\text{ref}}\| \|\sigma\|}, \quad (48)$$

with the inner product $\sigma_1 \cdot \sigma_2 = \int d\omega \sigma_1(\omega) \sigma_2(\omega)$ of two spectra and norm of a spectrum $\|\sigma\| = \sqrt{\sigma \cdot \sigma}$. Spectra evaluated with the exact quantum dynamics are used as reference. In *ab initio* calculations, the errors in the absolute frequency shift of the spectrum originate

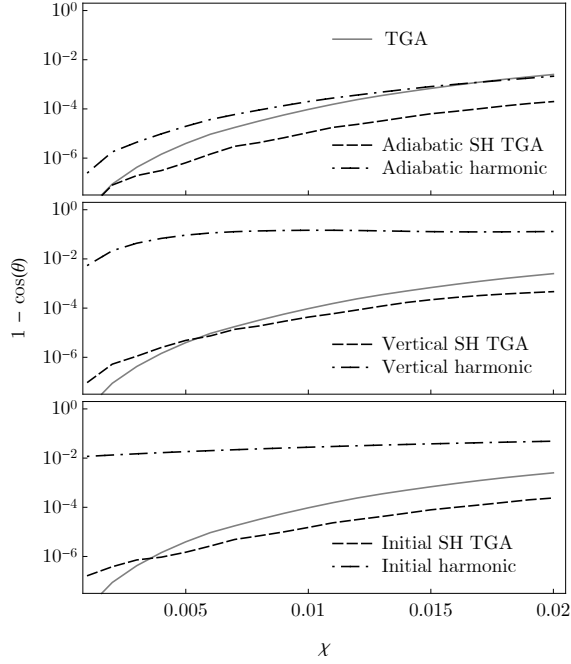


FIG. 4. Spectral contrast angles for Morse potentials with different anharmonicity constants χ . The angles [Eq. (48)] compare approximate spectra evaluated using the thawed Gaussian approximation (TGA), its single-Hessian (SH) versions, and global harmonic methods with the exact spectrum. The single-Hessian and global harmonic results are presented for three different choices of the reference Hessian: adiabatic, vertical, and initial.

mostly from the limited accuracy of the electronic structure methods. Therefore, even in the Morse potential, we first maximize the overlap with the reference by shifting the computed spectra in frequency and then evaluate the spectral contrast angle. The maximum overlap is found by scanning through all possible shifts, with the increment determined by the numerical resolution of the spectrum.

As shown in Fig. 4, the accuracies of all presented methods decrease with increasing anharmonicity of the potential. However, the methods based on the thawed Gaussian approximation clearly perform better than the global harmonic approaches. Moreover, the single-Hessian results are nearly the same for all three choices of the Hessian, which is not the case for the global harmonic approximations. The errors in the spectra of more anharmonic potentials (see Fig. 3) are reflected mainly in incorrect peak spacings, which are almost exclusively determined by the classical trajectory guiding the thawed Gaussian

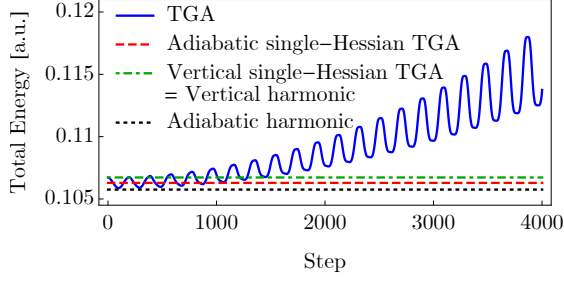


FIG. 5. Total energy of the wavepackets propagated in a Morse potential ($\chi = 0.005$, see Sec. III A) using the thawed Gaussian approximation (TGA), two single-Hessian approaches, and two harmonic models. For the initial single-Hessian thawed Gaussian approximation (not shown for clarity), the energy is a horizontal line between those corresponding to the adiabatic and vertical single-Hessian approaches.

wavepacket—therefore, in the single-Hessian thawed Gaussian approximation the choice of the Hessian affects the result only weakly.

Negative intensities in the spectra computed with the thawed Gaussian approximation further increase the errors measured by the spectral contrast angle. Such features are nearly eliminated in the single-Hessian version of the thawed Gaussian approximation, which conserves energy exactly (see Fig. 5); however, negative intensities still arise even in the single-Hessian method due to the time dependence of the effective single-Hessian potential (20).

Single-Hessian approaches discussed in Sec. II H (see Table I) are compared in Table II. The results confirm that the single-Hessian thawed Gaussian approximation is not identical to the single-trajectory Herman-Kluk propagator or any of its several simplified versions. That the differences between the methods are only small may be attributed to a weak distortion of the model system—greater difference between the ground- and excited-state Hessians would lead to stronger deformations of the wavepacket, which cannot be described by a single coherent state [Eq. (36)]. The shifted spectra obtained with single-Hessian Johnson’s, frozen Gaussian, and prefactor-free approximations are the same because the methods differ only by a factor $\exp(it\Delta)$, where Δ is a real constant depending on the methods that are compared (see Table I). Finally, all methods except for the prefactor-free approximation yield exactly the same result if the initial-state Hessian is used as a reference, in agreement with the theoretical justification given in Sec. II H.

TABLE II. Cosines of the spectral contrast angles [Eq. (48)] comparing the exact spectrum of a Morse potential ($\chi = 0.02$, see Sec. III A) with the spectra evaluated using the single-Hessian thawed Gaussian approximation (SH TGA) and single-Hessian single-trajectory approximations discussed in Sec. II H. In a one-dimensional system, the adiabatic Herman–Kluk approximation is equivalent to the Herman–Kluk method. Results for adiabatic, vertical, and initial reference Hessians are shown. The top three rows contain contrast angles of the spectra shifted so that their overlaps with the exact (reference) spectrum are maximal; the rows below refer to the unshifted spectra, where the errors due to constant horizontal shifts of the spectra are accounted for.

Reference	SH	Herman	Johnson	Frozen	Prefactor
Hessian	TGA	Kluk		Gaussian	free
Shifted					
Adiabatic	0.975	0.973	0.973	0.973	0.973
Vertical	0.964	0.973	0.973	0.973	0.973
Initial	0.973	0.973	0.973	0.973	0.973
Not shifted					
Adiabatic	0.975	0.973	0.973	0.973	0.006
Vertical	0.242	0.243	0.243	0.172	0.006
Initial	0.899	0.899	0.899	0.899	0.006

B. Absorption spectrum of ammonia

Ammonia is a prototypical example of a floppy system, i.e., a system exhibiting large-amplitude motion. Electronic excitation to the first excited state is accompanied by a significant displacement of the umbrella inversion mode, allowing the generated wavepacket to visit anharmonic regions of the excited-state potential energy surface. Due to the small size of the system, rich nuclear dynamics, and available experimental data, the absorption, emission, and photoelectron spectra of ammonia have served as benchmarks for different methods built specifically to treat the anharmonicity effects.^{72–75} In particular, the on-the-fly *ab initio* thawed Gaussian approximation showed significant improvement over the global harmonic models.³²

Figure 6 compares the global harmonic and single-Hessian approaches with the on-the-fly

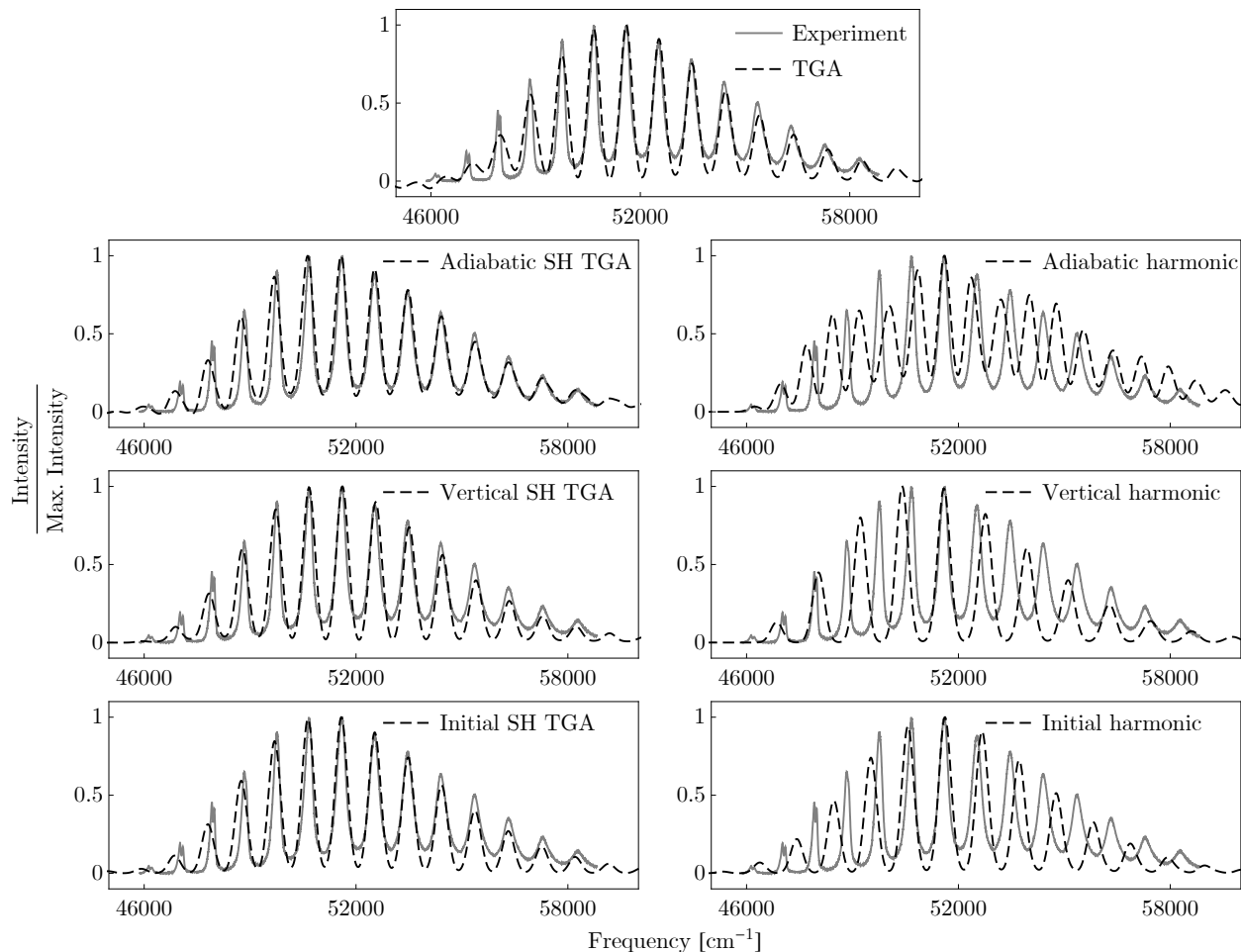


FIG. 6. Experimental absorption spectra of ammonia measured in gas phase at 175 K⁷⁶ compared with those evaluated using the on-the-fly *ab initio* thawed Gaussian approximation (TGA), its single-Hessian (SH) version, and global harmonic models. The single-Hessian and global harmonic results are presented for three different choices of the reference Hessian: adiabatic, vertical, and initial. Computed spectra were scaled and shifted according to the highest peak of the experiment.

ab initio thawed Gaussian approximation³² and with the experimental absorption spectrum of ammonia.⁷⁶ All single-Hessian methods recover both the peak positions and intensities of the standard thawed Gaussian approximation. In contrast, all global harmonic models yield different and rather inaccurate spectra. Most interesting are the adiabatic single-Hessian thawed Gaussian approximation and adiabatic global harmonic model: although both methods use only one (adiabatic) Hessian, the former performs better than any other presented method, including the standard thawed Gaussian approximation, whereas the latter performs the worst. These results indicate that the single-Hessian thawed Gaussian

approximation cannot be discarded in advance based on the performance of global harmonic models; in fact, its accuracy is much closer to that of the thawed Gaussian approximation. Indeed, even the initial (ground-state) single Hessian approach reproduces almost perfectly the result of the standard on-the-fly *ab initio* thawed Gaussian approximation.

C. Emission spectrum of quinquethiophene

Due to their potential in molecular electronics, polythiophenes and their derivatives have been studied extensively. Oligothiophenes have also served as a model system for studying the dependence of optical properties on the system size. They present a challenge for computing vibrationally resolved electronic spectra due to the torsional degrees of freedom, which cannot be treated with global harmonic models. Wehrle et al. showed that the on-the-fly *ab initio* thawed Gaussian approximation performs well despite the double-well character of the potential along the torsional modes connecting the planar and twisted structures.

In Fig. 7, we compare the experimental⁷⁷ emission spectrum of quinquethiophene, an oligomer composed of five thiophene units, and corresponding spectra computed with various approximations discussed in Section II. The single-Hessian approaches using the initial (excited-state) and vertical Hessians produce almost the same spectra as the standard thawed Gaussian approximation³¹ (shown in Fig. 7, top). However, this is not the case for the adiabatic single-Hessian method, which yields a broad spectrum due to the incorrect description of the torsional degrees of freedom. As discussed in Ref. 31, the initial wavepacket is placed at the top of a potential barrier along the torsional modes, which results in a constant but slow wavepacket spreading. The adiabatic Hessian has all frequencies positive and is therefore qualitatively inappropriate. Interestingly, the initial single-Hessian approach, which propagates a frozen Gaussian, results in a rather accurate spectrum, implying that the errors of using the adiabatic Hessian arise due to the incorrect width of the Gaussian wavepacket.

In contrast, the failure of the adiabatic global harmonic model (Fig. 7, top right) is not related to the Hessian, but rather to the large displacement of the ground-state potential minimum from the initial geometry. The computed emission spectrum is nearly featureless because the wavepacket quickly drifts away from the initial planar geometry and does not return during the short dynamics considered for spectra simulations. This explanation is

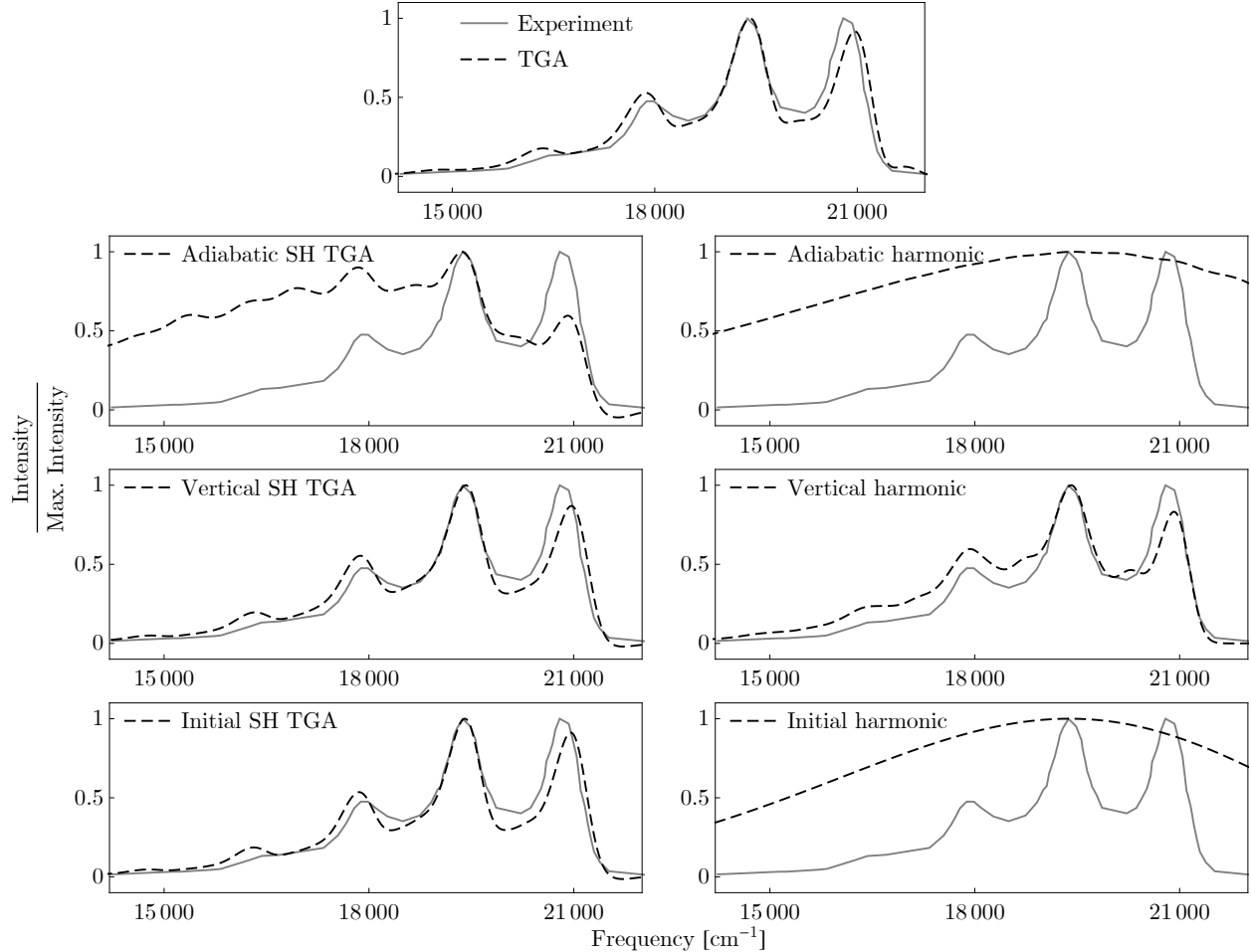


FIG. 7. Analogous to Fig. 6, but for the emission spectrum of quinquethiophene. The experiment was measured in ethanol glass at 77 K.⁷⁷

supported by the equally featureless spectrum of the adiabatic shift model, i.e., the initial harmonic model (see Fig. 7, bottom right), which has the same displacement of the adiabatic global harmonic model but uses the initial (excited-state) Hessian.

V. CONCLUSION

In conclusion, we have presented and validated an efficient method for evaluating low-resolution vibronic spectra of polyatomic molecules. The proposed single-Hessian thawed Gaussian approximation, whose computational cost lies between those of the global harmonic and thawed Gaussian approximations, performs surprisingly well, in some cases even better than the more computationally demanding thawed Gaussian approximation. Moreover,

unlike the standard thawed Gaussian approximation, the single-Hessian approach conserves total energy exactly. We have shown that despite the conservation of energy, the computed spectra may still contain negative intensities due to the time dependence of the effective Hamiltonian. Yet, the negative spectral features are significantly smaller compared with the standard thawed Gaussian approximation. In contrast to the spectra evaluated using the global harmonic approaches, those computed with the single-Hessian thawed Gaussian approximation depend only weakly on the reference Hessian. Therefore, the single-Hessian approach offers a considerable and systematic improvement over the commonly used global harmonic models at the cost of a single *ab initio* classical trajectory.

ACKNOWLEDGMENTS

The authors acknowledge the financial support from the European Research Council (ERC) under the European Union’s Horizon 2020 research and innovation programme (grant agreement No. 683069 – MOLEQULE) and from the EPFL.

Appendix A: Energy of the Gaussian wavepacket and the mapping Hamiltonian

1. Useful relations

Auxiliary matrices Q_t and P_t , defined by Eqs. (25) and (26), satisfy the relations^{78,79}

$$Q_t^T \cdot P_t - P_t^T \cdot Q_t = 0, \quad (\text{A1})$$

$$Q_t^\dagger \cdot P_t - P_t^\dagger \cdot Q_t = 2Q_0^\dagger \cdot P_0. \quad (\text{A2})$$

The former is obtained from $P_t^T \cdot Q_t = (Q_t^T \cdot P_t)^T$ using Eq. (25) for P_t , the latter by showing that the time derivative of the left hand side is zero and by confirming the relation at time zero—by realizing that $(P_0^\dagger \cdot Q_0)^\dagger = Q_0^\dagger \cdot P_0$ and, again, using Eq. (25) for P_t . A remarkable relation^{79,80}

$$\text{Im}(P_t \cdot Q_t^{-1}) = [iQ_t \cdot (Q_0^\dagger \cdot P_0)^{-1} \cdot Q_t^\dagger]^{-1} \quad (\text{A3})$$

follows from Eqs. (A1) and (A2):

$$\text{Im}(P_t \cdot Q_t^{-1}) = \frac{1}{2i} [P_t \cdot Q_t^{-1} - P_t^* \cdot (Q_t^*)^{-1}] \quad (\text{A4})$$

$$= \frac{1}{2i} \{ (Q_t^\dagger)^{-1} \cdot [Q_t^\dagger \cdot P_t - Q_t^\dagger \cdot P_t^* \cdot (Q_t^*)^{-1} Q_t] \cdot Q_t^{-1} \} \quad (\text{A5})$$

$$= \frac{1}{2i} \{ (Q_t^\dagger)^{-1} \cdot [Q_t^\dagger \cdot P_t - P_t^\dagger \cdot Q_t^* \cdot (Q_t^*)^{-1} Q_t] \cdot Q_t^{-1} \} \quad (\text{A6})$$

$$= [iQ_t \cdot (Q_0^\dagger \cdot P_0)^{-1} \cdot Q_t^\dagger]^{-1}. \quad (\text{A7})$$

Equation (A6) follows from Eq. (A5) because $Q_t^\dagger \cdot P_t^* = (Q_t^T \cdot P_t)^* = (P_t^T \cdot Q_t)^* = P_t^\dagger \cdot Q_t^*$, where we used Eq. (A1), and Eq. (A7) follows from (A6) by applying Eq. (A2).

2. Energy of the thawed Gaussian wavepacket

The total energy of the thawed Gaussian wavepacket, computed as the expectation value $E = \langle \psi(t) | \hat{H}_{\text{eff}}(t) | \psi(t) \rangle$, can be split as³²

$$E = E_{\text{cl}} + E_{\text{sc}} \quad (\text{A8})$$

into the “classical” energy of the central trajectory,

$$E_{\text{cl}} = \frac{1}{2} p_t^T \cdot m^{-1} \cdot p_t + V(q_t) = H(q_t, p_t), \quad (\text{A9})$$

and “semiclassical” energy

$$E_{\text{sc}} = \text{Tr} \left[\left(\frac{1}{2} \hbar^2 A_t \cdot m^{-1} \cdot A_t^* + \frac{1}{8} \text{Hess}_q V|_{q_t} \right) \cdot (\text{Re} A_t)^{-1} \right]. \quad (\text{A10})$$

The first factor inside the trace can be rewritten as

$$\begin{aligned} & \frac{1}{2} \hbar^2 A_t \cdot m^{-1} \cdot A_t^* + \frac{1}{8} \text{Hess}_q V|_{q_t} \\ &= \frac{1}{2} \hbar^2 A_t^T \cdot m^{-1} \cdot A_t^* + \frac{1}{8} \text{Hess}_q V|_{q_t} \end{aligned} \quad (\text{A11})$$

$$= \frac{1}{4} (Q_t^T)^{-1} \cdot \left(\frac{1}{2} P_t^T \cdot m^{-1} \cdot P_t^* + \frac{1}{2} Q_t^T \cdot \text{Hess}_q V|_{q_t} \cdot Q_t^* \right) \cdot (Q_t^*)^{-1} \quad (\text{A12})$$

$$= \frac{1}{4} (Q_t^T)^{-1} \cdot \mathcal{H}_{\text{sc}}(Q_t, P_t, q_t)^* \cdot (Q_t^*)^{-1}. \quad (\text{A13})$$

Equation (A11) holds because A_t is symmetric, in Eq. (A12) we used expression (25) for A_t , and in Eq. (A13) we introduced a matrix-valued function

$$\mathcal{H}_{\text{sc}}(Q_t, P_t, q_t) = \frac{1}{2} P_t^\dagger \cdot m^{-1} \cdot P_t + \frac{1}{2} Q_t^\dagger \cdot \text{Hess}_q V|_{q_t} \cdot Q_t. \quad (\text{A14})$$

As for the second factor inside the trace of Eq. (A10), from Eqs. (25) and (A3) it follows that

$$\text{Re}A_t = [2i\hbar Q_t \cdot (Q_0^\dagger \cdot P_0)^{-1} \cdot Q_t^\dagger]^{-1} \quad (\text{A15})$$

$$= [-2i\hbar Q_t^* \cdot (Q_0^T \cdot P_0^*)^{-1} \cdot Q_t^T]^{-1}. \quad (\text{A16})$$

Substitution of Eqs. (A16) and (A13) for the two factors into the expression (A10) for the semiclassical energy gives

$$E_{\text{sc}} = \text{Tr}[\frac{-i\hbar}{2} \mathcal{H}_{\text{sc}}(Q_t, P_t, q_t)^* \cdot (Q_0^T \cdot P_0^*)^{-1}] \quad (\text{A17})$$

$$= \frac{1}{4} \text{Tr}[\mathcal{H}_{\text{sc}}(Q_t, P_t, q_t)^* \cdot (Q_0^T \cdot A_0 \cdot Q_0^*)^{-1}] \quad (\text{A18})$$

$$= \frac{1}{4} \text{Tr}[\mathcal{H}_{\text{sc}}(Q_t, P_t, q_t) \cdot (Q_0^\dagger \cdot A_0 \cdot Q_0)^{-1}]. \quad (\text{A19})$$

Equation (A18) follows from Eq. (25) because A_0 is real, whereas Eq. (A19) follows because E_{sc} is real.

The choice of Q_0 is not determined by the definitions (25) and (26) of Q_t and P_t . A common choice is $Q_0 = I_D$ (a D -dimensional identity matrix) and $P_0 = 2i\hbar A_0$, which yields

$$E_{\text{sc}} = \frac{1}{4} \text{Tr}[\mathcal{H}_{\text{sc}}(Q_t, P_t, q_t) \cdot A_0^{-1}]. \quad (\text{A20})$$

Then, Q_t defined by Eqs. (25) and (26) is equivalent to the Q_t defined in Section II H.

However, one can remove all constant factors from Eq. (A19) by setting $Q_0 = (4A_0)^{-1/2}$ (then $P_0 = i\hbar A_0^{1/2}$) to obtain

$$E_{\text{sc}} = \text{Tr}[\mathcal{H}_{\text{sc}}(Q_t, P_t, q_t)] = H_{\text{sc}}(Q_t, P_t; q_t), \quad (\text{A21})$$

where H_{sc} is the semiclassical Hamiltonian (29) from Section II G. If the exact potential is replaced with the single-Hessian potential V_{SH} [Eq. (20)], the matrix function \mathcal{H}_{sc} from Eq. (A14) becomes independent of q_t , and so does H_{sc} . As discussed in Section II G, in this setting $H_{\text{sc}}(Q_t, P_t)$ is a constant of motion, and, so is the semiclassical energy, since, according to Eq. (A21), it is equal to the semiclassical Hamiltonian H_{sc} . Finally, in agreement with the derivation presented in Sec. II E, the total energy is conserved because it is equal to the mapping Hamiltonian $H_{\text{map}}(q_t, p_t, Q_t, P_t)$ of Eq. (30).

REFERENCES

- ¹F. Santoro, R. Improta, A. Lami, J. Bloino, and V. Barone, J. Chem. Phys. **126**, 084509 (2007).
- ²F. Santoro, A. Lami, R. Improta, J. Bloino, and V. Barone, J. Chem. Phys. **128**, 224311 (2008).
- ³V. Barone, J. Bloino, M. Biczysko, and F. Santoro, J. Chem. Theory Comput. **5**, 540 (2009).
- ⁴S. Bonness, B. Kirtman, M. Huix, A. J. Sanchez, and J. M. Luis, J. Chem. Phys. **125**, 014311 (2006).
- ⁵J. M. Luis, D. M. Bishop, and B. Kirtman, J. Chem. Phys. **120**, 813 (2004).
- ⁶L. Yang, C. Zhu, J. Yu, and S. H. Lin, Chem. Phys. **400**, 126 (2012).
- ⁷F. Egidi, D. B. Williams-Young, A. Baiardi, J. Bloino, G. Scalmani, M. J. Frisch, X. Li, and V. Barone, J. Chem. Theory Comput. **13**, 2789 (2017).
- ⁸J. M. Luis, B. Kirtman, and O. Christiansen, J. Chem. Phys. **125**, 154114 (2006).
- ⁹J. M. Bowman, T. Carrington, and H. D. Meyer, Mol. Phys. **106**, 2145 (2008).
- ¹⁰L. Koziol, V. A. Mozhayskiy, B. J. Braams, J. M. Bowman, and A. I. Krylov, J. Phys. Chem. A **113**, 7802 (2009).
- ¹¹P. Meier and G. Rauhut, Mol. Phys. **113**, 3859 (2015).
- ¹²D. K. W. Mok, E. P. F. Lee, F.-T. Chau, D. Wang, and J. M. Dyke, J. Chem. Phys. **113**, 5791 (2000).
- ¹³F. Egidi, J. Bloino, C. Cappelli, and V. Barone, J. Chem. Theory Comput. **10**, 346 (2014).
- ¹⁴M. Biczysko, J. Krupa, and M. Wierzejewska, Faraday Discussions **212**, 421 (2018).
- ¹⁵E. J. Heller, Acc. Chem. Res. **14**, 368 (1981).
- ¹⁶S. Mukamel, *Principles of nonlinear optical spectroscopy*, 1st ed. (Oxford University Press, New York, 1999).
- ¹⁷D. J. Tannor, *Introduction to Quantum Mechanics: A Time-Dependent Perspective* (University Science Books, Sausalito, 2007).
- ¹⁸A. Baiardi, J. Bloino, and V. Barone, J. Chem. Theory Comput. **9**, 4097 (2013).
- ¹⁹H.-D. Meyer, F. Gatti, and G. A. Worth, *Multidimensional Quantum Dynamics: MCTDH Theory and Applications* (WILEY-VCH, 2009).
- ²⁰E. J. Heller, J. Chem. Phys. **62**, 1544 (1975).

- ²¹F. Grossmann, J. Chem. Phys. **125**, 014111 (2006).
- ²²J. Tatchen and E. Pollak, J. Chem. Phys. **130**, 041103 (2009).
- ²³M. Ceotto, S. Atahan, S. Shim, G. F. Tantardini, and A. Aspuru-Guzik, Phys. Chem. Chem. Phys. **11**, 3861 (2009).
- ²⁴M. Ceotto, S. Atahan, G. F. Tantardini, and A. Aspuru-Guzik, J. Chem. Phys. **130**, 234113 (2009).
- ²⁵S. Y. Y. Wong, D. M. Benoit, M. Lewerenz, A. Brown, and P.-N. Roy, J. Chem. Phys. **134**, 094110 (2011).
- ²⁶F. Gabas, R. Conte, and M. Ceotto, J. Chem. Theory Comput. **13**, 2378 (2017).
- ²⁷F. Gabas, G. Di Liberto, R. Conte, and M. Ceotto, Chem. Sci. **9**, 7894 (2018).
- ²⁸M. Ben-Nun, J. Quenneville, and T. J. Martínez, J. Phys. Chem. A **104**, 5161 (2000).
- ²⁹K. Saita and D. V. Shalashilin, J. Chem. Phys. **137**, 22A506 (2012).
- ³⁰G. Richings, I. Polyak, K. Spinlove, G. Worth, I. Burghardt, and B. Lasorne, Int. Rev. Phys. Chem. **34**, 269 (2015).
- ³¹M. Wehrle, M. Šulc, and J. Vaníček, J. Chem. Phys. **140**, 244114 (2014).
- ³²M. Wehrle, S. Oberli, and J. Vaníček, J. Phys. Chem. A **119**, 5685 (2015).
- ³³A. Patoz, T. Begušić, and J. Vaníček, J. Phys. Chem. Lett. **9**, 2367 (2018).
- ³⁴A. Lami, C. Petrongolo, and F. Santoro, in *Conical intersections: Electronic structure, dynamics and spectroscopy*, edited by W. Domcke, D. R. Yarkony, and H. Köppel (World Scientific Publishing, Singapore, 2004) Chap. 16, pp. 699–738.
- ³⁵Y. Niu, Q. Peng, C. Deng, X. Gao, and Z. Shuai, J. Phys. Chem. A **114**, 7817 (2010).
- ³⁶M. A. Rohrdanz and J. A. Cina, Mol. Phys. **104**, 1161 (2006).
- ³⁷T. Begušić, J. Roulet, and J. Vaníček, J. Chem. Phys. **149**, 244115 (2018).
- ³⁸M. Ceotto, Y. Zhuang, and W. L. Hase, J. Chem. Phys. **138**, 054116 (2013).
- ³⁹Y. Zhuang, M. R. Siebert, W. L. Hase, K. G. Kay, and M. Ceotto, J. Chem. Theory Comput. **9**, 54 (2013).
- ⁴⁰R. Ianculescu, J. Tatchen, and E. Pollak, J. Chem. Phys. **139**, 154311 (2013).
- ⁴¹J. P. Alborzpour, D. P. Tew, and S. Habershon, J. Chem. Phys. **145**, 174112 (2016).
- ⁴²G. Laude, D. Calderini, D. P. Tew, and J. O. Richardson, Faraday Discuss. **212**, 237 (2018).
- ⁴³G. Di Liberto and M. Ceotto, J. Chem. Phys. **145**, 144107 (2016).
- ⁴⁴V. Guallar, V. S. Batista, and W. H. Miller, J. Chem. Phys. **110**, 9922 (1999).

- ⁴⁵V. Guallar, V. S. Batista, and W. H. Miller, *J. Chem. Phys.* **113**, 9510 (2000).
- ⁴⁶J. Tatchen, E. Pollak, G. Tao, and W. H. Miller, *J. Chem. Phys.* **134**, 134104 (2011).
- ⁴⁷F. J. Avila Ferrer and F. Santoro, *Phys. Chem. Chem. Phys.* **14**, 13549 (2012).
- ⁴⁸T. Begušić, A. Patoz, M. Šulc, and J. Vaníček, *Chem. Phys.* **515**, 152 (2018).
- ⁴⁹J. Cerezo, J. Zuniga, A. Requena, F. J. Ávila Ferrer, and F. Santoro, *J. Chem. Theory Comput.* **9**, 4947 (2013).
- ⁵⁰E. J. Heller, *J. Chem. Phys.* **65**, 4979 (1976).
- ⁵¹F. Arickx, J. Broeckhove, E. Kesteloot, L. Lathouwers, and P. Van Leuven, *Chem. Phys. Lett.* **128**, 310 (1986).
- ⁵²E. Faou and C. Lubich, *Comput. Visual. Sci.* **9**, 45 (2006).
- ⁵³E. J. Heller, *J. Chem. Phys.* **64**, 63 (1976).
- ⁵⁴R. D. Coalson and M. Karplus, *J. Chem. Phys.* **93**, 3919 (1990).
- ⁵⁵M. F. Herman and E. Kluk, *Chem. Phys.* **91**, 27 (1984).
- ⁵⁶R. Gelabert, X. Giménez, M. Thoss, H. Wang, and W. H. Miller, *J. Phys. Chem. A* **104**, 10321 (2000).
- ⁵⁷E. J. Heller, *J. Chem. Phys.* **75**, 2923 (1981).
- ⁵⁸M. F. Herman, *J. Chem. Phys.* **85**, 2069 (1986).
- ⁵⁹K. G. Kay, *J. Chem. Phys.* **100**, 4432 (1994).
- ⁶⁰K. G. Kay, *J. Chem. Phys.* **100**, 4377 (1994).
- ⁶¹W. H. Miller, *J. Chem. Phys.* **53**, 3578 (1970).
- ⁶²W. H. Miller, *J. Phys. Chem. A* **105**, 2942 (2001).
- ⁶³K. G. Kay, *Annu. Rev. Phys. Chem.* **56**, 255 (2005).
- ⁶⁴B. B. Issack and P. N. Roy, *J. Chem. Phys.* **123**, 084103 (2005).
- ⁶⁵B. B. Issack and P. N. Roy, *J. Chem. Phys.* **126**, 024111 (2007).
- ⁶⁶B. B. Issack and P. N. Roy, *J. Chem. Phys.* **127**, 144306 (2007).
- ⁶⁷M. J. Davis and E. J. Heller, *J. Chem. Phys.* **75**, 246 (1981).
- ⁶⁸M. Bonfanti, J. Petersen, P. Eisenbrandt, I. Burghardt, and E. Pollak, *J. Chem. Theory Comput.* **14**, 5310 (2018).
- ⁶⁹H.-J. Werner, P. J. Knowles, G. Knizia, F. R. Manby, and M. Schütz, *WIREs Comput. Mol. Sci.* **2**, 242 (2012).
- ⁷⁰H.-J. Werner, P. J. Knowles, G. Knizia, F. R. Manby, M. Schütz, P. Celani, T. Korona, R. Lindh, A. Mitrushenkov, G. Rauhut, K. R. Shamasundar, T. B. Adler, R. D. Amos,

- A. Bernhardsson, A. Berning, D. L. Cooper, M. J. O. Deegan, A. J. Dobbyn, F. Eckert, E. Goll, C. Hampel, A. Hesselmann, G. Hetzer, T. Hrenar, G. Jansen, C. Köppl, Y. Liu, A. W. Lloyd, R. A. Mata, A. J. May, S. J. McNicholas, W. Meyer, M. E. Mura, A. Nicklass, D. P. O’Neill, P. Palmieri, D. Peng, K. Pflüger, R. Pitzer, M. Reiher, T. Shiozaki, H. Stoll, A. J. Stone, R. Tarroni, T. Thorsteinsson, and M. Wang, “Molpro, version 2012.1, a package of ab initio programs,” (2012), see <http://www.molpro.net>.
- ⁷¹M. J. Frisch, G. W. Trucks, H. B. Schlegel, G. E. Scuseria, M. A. Robb, J. R. Cheeseman, G. Scalmani, V. Barone, B. Mennucci, G. A. Petersson, H. Nakatsuji, M. Caricato, X. Li, H. P. Hratchian, A. F. Izmaylov, J. Bloino, G. Zheng, J. L. Sonnenberg, M. Hada, M. Ehara, K. Toyota, R. Fukuda, J. Hasegawa, M. Ishida, T. Nakajima, Y. Honda, O. Kitao, H. Nakai, T. Vreven, J. A. Montgomery, Jr., J. E. Peralta, F. Ogliaro, M. Bearpark, J. J. Heyd, E. Brothers, K. N. Kudin, V. N. Staroverov, R. Kobayashi, J. Normand, K. Raghavachari, A. Rendell, J. C. Burant, S. S. Iyengar, J. Tomasi, M. Cossi, N. Rega, J. M. Millam, M. Klene, J. E. Knox, J. B. Cross, V. Bakken, C. Adamo, J. Jaramillo, R. Gomperts, R. E. Stratmann, O. Yazyev, A. J. Austin, R. Cammi, C. Pomelli, J. W. Ochterski, R. L. Martin, K. Morokuma, V. G. Zakrzewski, G. A. Voth, P. Salvador, J. J. Dannenberg, S. Dapprich, A. D. Daniels, O. Farkas, J. B. Foresman, J. V. Ortiz, J. Cioslowski, and D. J. Fox, “Gaussian 09 Revision D.01,” Gaussian Inc. Wallingford CT 2009.
- ⁷²S. L. Tang, D. G. Imre, and D. Tannor, *J. Chem. Phys.* **92**, 5919 (1990).
- ⁷³S. L. Tang, E. H. Abramson, and D. G. Imre, *J. Phys. Chem.* **95**, 4969 (1991).
- ⁷⁴A. Capobianco, R. Borrelli, C. Noce, and A. Peluso, *Theor. Chem. Acc.* **131**, 1 (2012).
- ⁷⁵A. Baiardi, J. Bloino, and V. Barone, *J. Chem. Theory Comput.* **13**, 2804 (2017).
- ⁷⁶F. Chen, D. Judge, C. Wu, and J. Caldwell, *Planet. Space Sci.* **47**, 261 (1999).
- ⁷⁷R. S. Becker, J. S. D. de Melo, L. A. Macanita, and F. Elisei, *J. Phys. Chem.* **100**, 18683 (1996).
- ⁷⁸S.-Y. Lee and E. J. Heller, *J. Chem. Phys.* **76**, 3035 (1982).
- ⁷⁹E. Faou, V. Gradinaru, and C. Lubich, *SIAM J. Sci. Comput.* **31**, 3027 (2009).
- ⁸⁰G. A. Hagedorn, *Ann. Phys. (NY)* **269**, 77 (1998).