

$\rho\rho$ scattering revisited with coupled-channels of pseudoscalar mesons

Zheng-Li Wang^{1,2,*} and Bing-Song Zou^{1,2,3†}

¹*CAS Key Laboratory of Theoretical Physics, Institute of Theoretical Physics,
Chinese Academy of Sciences, Beijing 100190, China*

²*University of Chinese Academy of Sciences (UCAS), Beijing 100049, China*

³*Central South University, Hunan 410083, China*

May 13, 2019

Abstract

The $\rho\rho$ scattering has been studied by two groups which both claimed a dynamical generated scalar meson, most likely to be $f_0(1370)$. Here we investigate the influence of coupled-channels of pseudoscalar mesons, *i.e.*, $\pi\pi$ and $\bar{K}K$, on this dynamical generated scalar state. With the coupled channel effect included, the pole and partial decay widths are found to be more close to PDG values for $f_0(1500)$.

1 Introduction

The chiral unitary approach, which has made much progress in the study of pseudo-scalar meson-meson [1] and meson-baryon [2,3] interactions, has been used to study the interaction of vector mesons among themselves. The first such study of the S -wave $\rho\rho$ interactions found that the $f_0(1370)$ and the $f_2(1270)$ could be dynamically generated [4]. The work found that the strength of the attractive interaction in the tensor channel is much stronger than that in the scalar channel, hence leads to a tighter bound tensor state than the corresponding scalar one.

The work [4] based on the assumption that the three momenta of the ρ is negligibly small compared to its large mass. This assumption was questioned by a recent work [5] which pointed out the importance of relativistic effect for energies around $f_2(1270)$ well below $\rho\rho$ threshold. The N/D method [6–10] was used to get the partial wave amplitudes which result a pole for the scalar state similar to Ref. [4] but no pole for any tensor state in contradiction with Ref. [4]. However, this conclusion was not agreed upon by Ref. [11] in which the non-relativistic assumption was dropped by evaluating exactly the loops with full

*Email address: wangzhengli@itp.ac.cn

†Email address: zoubs@itp.ac.cn

relativistic ρ propagators in solving the B-S equation for $\rho\rho$ scattering. Both scalar state and tensor state associated with $f_0(1370)$ and $f_2(1270)$, respectively, were found in consistence with the conclusion of Ref. [4].

From the studies of above two groups, obviously, for the energies around $f_2(1270)$ well below $\rho\rho$ threshold, there is strong model dependence for the interaction of two far off-mass-shell ρ mesons. For the scalar state closer to the $\rho\rho$ threshold, the two groups got similar result rather model independently. In this paper we shall study the influence of coupled-channels of pseudoscalar mesons, *i.e.*, $\pi\pi$ and $\bar{K}K$, on this dynamical generated scalar state. In the $\rho\rho - K\bar{K}$ coupling we consider the case of K and K^* exchange, while in the $\rho\rho - \pi\pi$ coupling we consider the case of π and ω exchange.

2 Formalism

2.1 $\rho\rho \rightarrow \pi\pi$ with π -exchange

We investigate the coupled channel effect based on a chiral covariant framework [5]. We follow the formalism of the hidden gauge interaction which provides the $\rho\pi\pi$ coupling by means of the Lagrangian [12, 13]

$$\mathcal{L}_{VPP} = -ig\langle V^\mu [P, \partial_\mu P] \rangle. \quad (1)$$

where the symbol $\langle \dots \rangle$ stands for the trace in the $SU(3)$ space with the coupling constant $g = M_V/2f_\pi$ with M_V the mass of vector meson and $f_\pi = 93MeV$ the pion decay constant. The matrices V_μ and P are given by

$$V_\mu = \begin{pmatrix} \frac{\rho_0}{\sqrt{2}} + \frac{\omega}{\sqrt{2}} & \rho^+ & K^{*+} \\ \rho^- & -\frac{\rho_0}{\sqrt{2}} + \frac{\omega}{\sqrt{2}} & K^{*0} \\ K^{*-} & \bar{K}^{*0} & \phi \end{pmatrix}_\mu, P = \begin{pmatrix} \frac{\pi^0}{\sqrt{2}} + \frac{\eta_8}{\sqrt{6}} & \pi^+ & K^+ \\ \pi^- & -\frac{\pi^0}{\sqrt{2}} + \frac{\eta_8}{\sqrt{6}} & K^0 \\ K^- & \bar{K}^0 & -\frac{2\eta_8}{\sqrt{6}} \end{pmatrix}. \quad (2)$$

To get the three different isospin amplitudes for $\rho\rho \rightarrow \pi\pi$ we need the knowledge of the transitions $\rho^+(p_1)\rho^-(p_2) \rightarrow \pi^+(p_3)\pi^-(p_4)$, $\rho^+(p_1)\rho^-(p_2) \rightarrow \pi^0(p_3)\pi^0(p_4)$, etc.

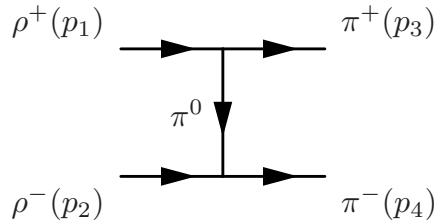


Figure 1: π -exchange diagram for $\rho^+\rho^- \rightarrow \pi^+\pi^-$

Starting with the Lagrangian in Eq.(1) we can immediately obtain the amplitude $A_t(p_1, p_2, p_3, p_4)$ of $\rho^+(p_1)\rho^-(p_2) \rightarrow \pi^+(p_3)\pi^-(p_4)$ corresponding to Fig.1 as

$$A_t(p_1, p_2, p_3, p_4) = \frac{-8g^2}{(p_1 - p_3)^2 - m_\pi^2} \epsilon_1 \cdot p_3 \epsilon_2 \cdot p_4. \quad (3)$$

In this equation, the ϵ_i corresponds to the polarization vector of the i -th ρ . Each polarization vector is characterized by its three-momentum \mathbf{p}_i and third component of the spin σ_i . Explicit expressions of these polarization vectors are given by [5]

$$\begin{aligned}\epsilon(\mathbf{p}, 0) &= \begin{pmatrix} \gamma\beta \cos \theta \\ \frac{1}{2}(\gamma - 1) \sin 2\theta \cos \phi \\ \frac{1}{2}(\gamma - 1) \sin 2\theta \sin \phi \\ \frac{1}{2}(1 + \gamma + (\gamma - 1) \cos 2\theta) \end{pmatrix}, \\ \epsilon(\mathbf{p}, \pm 1) &= \mp \frac{1}{\sqrt{2}} \begin{pmatrix} \gamma\beta e^{\pm i\phi} \sin \theta \\ 1 + (\gamma - 1)e^{\pm i\phi} \sin^2 \theta \cos \phi \\ \pm i + (\gamma - 1)e^{\pm i\phi} \sin^2 \theta \sin \phi \\ \frac{1}{2}(\gamma - 1)e^{\pm i\phi} \sin 2\theta \end{pmatrix}.\end{aligned}\quad (4)$$

where $\beta = |\mathbf{p}|/E_p$, $\gamma = 1/\sqrt{1 - \beta^2}$, θ and ϕ are polar angle and azimuthal angle of \mathbf{p} , respectively. The u -channel π -exchange amplitude A_u can be obtained from the expression of A_t by exchanging $p_3 \leftrightarrow p_4$. In this way,

$$A_u(p_1, p_2, p_3, p_4) = A_t(p_1, p_2, p_4, p_3).\quad (5)$$

And now we write the tree-level amplitude for $\rho\rho \rightarrow \pi\pi$ with π -exchange

$$\begin{aligned}\rho^+(p_1)\rho^-(p_2) &\rightarrow \pi^+(p_3)\pi^-(p_4) : A_t, \\ \rho^+(p_1)\rho^-(p_2) &\rightarrow \pi^0(p_3)\pi^0(p_4) : A_t + A_u, \\ \rho^0(p_1)\rho^0(p_2) &\rightarrow \pi^+(p_3)\pi^-(p_4) : A_t + A_u, \\ \rho^0(p_1)\rho^0(p_2) &\rightarrow \pi^0(p_3)\pi^0(p_4) : 0\end{aligned}\quad (6)$$

In order to obtain the S -wave amplitude in isospin $I = 0$ channel we need the isospin eigenstates. We have

$$\begin{aligned}|\rho\rho, I = 0\rangle &= -\frac{1}{\sqrt{3}}|\rho^+(p_1)\rho^-(p_2) + \rho^-(p_1)\rho^+(p_2) + \rho^0(p_1)\rho^0(p_2)\rangle, \\ |\pi\pi, I = 0\rangle &= -\frac{1}{\sqrt{3}}|\pi^+(p_1)\pi^-(p_2) + \pi^-(p_1)\pi^+(p_2) + \pi^0(p_1)\pi^0(p_2)\rangle.\end{aligned}\quad (7)$$

where we have used the convention $|\rho^+\rangle = -|1, 1\rangle$ and $|\pi^+\rangle = -|1, 1\rangle$ of isospin. By taking into account Eq.(7) and the amplitudes in Eq.(6) we can now write the isospin $I = 0$ amplitude for $\rho\rho \rightarrow \pi\pi$

$$T_\pi^{(0)} = 16g^2 \left(\frac{\epsilon_1 \cdot p_3 \epsilon_2 \cdot p_4}{m_\pi^2 - t} + \frac{\epsilon_1 \cdot p_4 \epsilon_2 \cdot p_3}{m_\pi^2 - u} \right).\quad (8)$$

where $t = (p_1 - p_3)^2$ and $u = (p_1 - p_4)^2$.

2.2 $\rho\rho \rightarrow \pi\pi$ with ω -exchange

One needs the $\rho\omega\pi$ coupling which is provided within the framework [14] of the hidden gauge formalism by means of the Lagrangian

$$\mathcal{L}_{VVP} = \frac{G'}{\sqrt{2}} \epsilon^{\mu\nu\alpha\beta} \langle \partial_\mu V_\nu \partial_\alpha V_\beta P \rangle\quad (9)$$

with

$$G' = \frac{3g'^2}{4\pi^2 f_\pi} \quad g' = -\frac{G_V m_\rho}{\sqrt{2} f_\pi^2}. \quad (10)$$

where $G_V = 55 \text{ MeV}$ and $f_\pi = 93 \text{ MeV}$. At this point we can write down the amplitude of $\rho^+(p_1)\rho^-(p_2) \rightarrow \pi^+(p_3)\pi^-(p_4)$ with ω -exchange corresponding to Fig.2 as in the π -exchange case

$$B_t = \frac{-G'^2}{(p_1 - p_3)^2 - m_\omega^2} (p_3 \cdot p_4 p_1 \cdot \epsilon_2 p_2 \cdot \epsilon_1 + p_1 \cdot p_2 p_4 \cdot \epsilon_1 p_3 \cdot \epsilon_2 + p_1 \cdot p_4 p_2 \cdot p_3 \epsilon_1 \cdot \epsilon_2 - p_2 \cdot p_3 p_1 \cdot \epsilon_2 p_4 \cdot \epsilon_1 - p_1 \cdot p_4 p_2 \cdot \epsilon_1 p_3 \cdot \epsilon_2 - p_1 \cdot p_2 p_3 \cdot p_4 \epsilon_1 \cdot \epsilon_2). \quad (11)$$

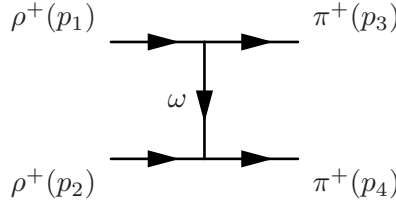


Figure 2: ω -exchange diagram for $\rho^+\rho^- \rightarrow \pi^+\pi^-$

And the u -channel ω -exchange amplitude $B_u(p_1, p_2, p_3, p_4)$ can be obtained from the expression of B_t as the case in π -exchange by exchanging $p_3 \leftrightarrow p_4$, thus

$$B_u(p_1, p_2, p_3, p_4) = B_t(p_1, p_2, p_4, p_3). \quad (12)$$

Next we write the tree-level amplitude for $\rho\rho \rightarrow \pi\pi$ with ω -exchange

$$\begin{aligned} \rho^+(p_1)\rho^-(p_2) \rightarrow \pi^+(p_3)\pi^-(p_4) &: B_t, \\ \rho^+(p_1)\rho^-(p_2) \rightarrow \pi^0(p_3)\pi^0(p_4) &: 0, \\ \rho^0(p_1)\rho^0(p_2) \rightarrow \pi^+(p_3)\pi^-(p_4) &: 0, \\ \rho^0(p_1)\rho^0(p_2) \rightarrow \pi^0(p_3)\pi^0(p_4) &: B_t + B_u. \end{aligned} \quad (13)$$

Then using Eq.(7) we can get the $I = 0$ amplitude

$$T_\omega^{(0)} = \frac{-G'^2}{(p_1 - p_3)^2 - m_\omega^2} (p_3 \cdot p_4 p_1 \cdot \epsilon_2 p_2 \cdot \epsilon_1 + p_1 \cdot p_2 p_4 \cdot \epsilon_1 p_3 \cdot \epsilon_2 + p_1 \cdot p_4 p_2 \cdot p_3 \epsilon_1 \cdot \epsilon_2 - p_2 \cdot p_3 p_1 \cdot \epsilon_2 p_4 \cdot \epsilon_1 - p_1 \cdot p_4 p_2 \cdot \epsilon_1 p_3 \cdot \epsilon_2 - p_1 \cdot p_2 p_3 \cdot p_4 \epsilon_1 \cdot \epsilon_2) + (p_3 \leftrightarrow p_4). \quad (14)$$

2.3 $\rho\rho \rightarrow K\bar{K}$ with K -exchange

The $\rho K K$ coupling is provided in the same Lagrangian in Eq.(1), so we can immediately write down the amplitude of $\rho^+(p_1)\rho^-(p_2) \rightarrow K^+(p_3)K^-(p_4)$ with K -exchange corresponding to Fig.3

$$C_t(p_1, p_2, p_3, p_4) = -4g^2 \frac{\epsilon_1 \cdot p_3 \epsilon_2 \cdot p_4}{(p_1 - p_3)^2 - m_K^2}. \quad (15)$$

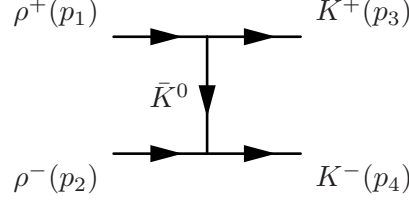


Figure 3: K -exchange amplitude for $\rho^+(p_1)\rho^-(p_2) \rightarrow K^+(p_3)K^-(p_4)$

and the u -channel

$$C_u(p_1, p_2, p_3, p_4) = C_t(p_1, p_2, p_4, p_3). \quad (16)$$

Then we can obtain the tree-level amplitudes for $\rho\rho \rightarrow K\bar{K}$ with K -exchange as the following

$$\begin{aligned} \rho^+(p_1)\rho^-(p_2) &\rightarrow K^+(p_3)K^-(p_4) : C_t, \\ \rho^+(p_1)\rho^-(p_2) &\rightarrow K^0(p_3)\bar{K}^0(p_4) : C_u, \\ \rho^0(p_1)\rho^0(p_2) &\rightarrow K^+(p_3)K^-(p_4) : \frac{C_t + C_u}{2}, \\ \rho^0(p_1)\rho^0(p_2) &\rightarrow K^0(p_3)\bar{K}^0(p_4) : \frac{C_t + C_u}{2}. \end{aligned} \quad (17)$$

Similar to Eq.(7) we need the isospin $I = 0$ eigenstate for $|K\bar{K}\rangle$. We have

$$|K\bar{K}\rangle = -\frac{1}{\sqrt{2}}|K^+(p_1)K^-(p_2) + K^0(p_1)\bar{K}^0(p_2)\rangle. \quad (18)$$

where we use the convention $|K^+\rangle = -|\frac{1}{2}, \frac{1}{2}\rangle$ of isospin. By using the isospin wave functions we can obtain for $I = 0$

$$T_K^{(0)} = 2\sqrt{6}g^2 \left(\frac{\epsilon_1 \cdot p_3 \epsilon_2 \cdot p_4}{m_K^2 - t} + \frac{\epsilon_1 \cdot p_4 \epsilon_2 \cdot p_3}{m_K^2 - u} \right) \quad (19)$$

with t and u the usual Mandelstam variable. We can see that the Eq.(19) is similar to the Eq.(8). The former can be obtained from the latter just by substituting $16 \rightarrow 2\sqrt{6}$ and $m_\pi \rightarrow m_K$.

2.4 $\rho\rho \rightarrow K\bar{K}$ with K^* -exchange

As for the $\rho K K^*$ coupling, we use the Lagrangian in Eq.(9). Then we get the amplitude for $\rho^+(p_1)\rho^-(p_2) \rightarrow K^+(p_3)K^-(p_4)$ with K^* -exchange corresponding to the Fig.4 as

$$\begin{aligned} D_t &= \frac{-G'^2/2}{(p_1 - p_3)^2 - m_{K^*}^2} (p_3 \cdot p_4 p_1 \cdot \epsilon_2 p_2 \cdot \epsilon_1 + p_1 \cdot p_2 p_4 \cdot \epsilon_1 p_3 \cdot \epsilon_2 + p_1 \cdot p_4 p_2 \cdot p_3 \epsilon_1 \cdot \epsilon_2 \\ &\quad - p_2 \cdot p_3 p_1 \cdot \epsilon_2 p_4 \cdot \epsilon_1 - p_1 \cdot p_4 p_2 \cdot \epsilon_1 p_3 \cdot \epsilon_2 - p_1 \cdot p_2 p_3 \cdot p_4 \epsilon_1 \cdot \epsilon_2). \end{aligned} \quad (20)$$

and the u -channel

$$D_u(p_1, p_2, p_3, p_4) = D_t(p_1, p_2, p_4, p_3). \quad (21)$$

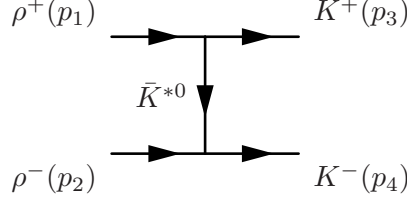


Figure 4: K^* -exchange diagram for $\rho^+\rho^- \rightarrow K^+K^-$

Next we list the tree-level amplitudes for $\rho\rho \rightarrow K\bar{K}$ with K^* -exchange as the following:

$$\begin{aligned}
\rho^+(p_1)\rho^-(p_2) &\rightarrow K^+(p_3)K^-(p_4) : D_t, \\
\rho^+(p_1)\rho^-(p_2) &\rightarrow K^0(p_3)\bar{K}^0(p_4) : D_u, \\
\rho^0(p_1)\rho^0(p_2) &\rightarrow K^+(p_3)K^-(p_4) : \frac{D_t + D_u}{2}, \\
\rho^0(p_1)\rho^0(p_2) &\rightarrow K^0(p_3)\bar{K}^0(p_4) : \frac{D_t + D_u}{2}.
\end{aligned} \tag{22}$$

Using Eqs.(7) and (18) we obtain the $I = 0$ amplitude

$$\begin{aligned}
T_{K^*}^{(0)} &= \frac{-\sqrt{6}G'^2/4}{(p_1 - p_3)^2 - m_{K^*}^2} (p_3 \cdot p_4 p_1 \cdot \epsilon_2 p_2 \cdot \epsilon_1 + p_1 \cdot p_2 p_4 \cdot \epsilon_1 p_3 \cdot \epsilon_2 + p_1 \cdot p_4 p_2 \cdot p_3 \epsilon_1 \cdot \epsilon_2 \\
&\quad - p_2 \cdot p_3 p_1 \cdot \epsilon_2 p_4 \cdot \epsilon_1 - p_1 \cdot p_4 p_2 \cdot \epsilon_1 p_3 \cdot \epsilon_2 - p_1 \cdot p_2 p_3 \cdot p_4 \epsilon_1 \cdot \epsilon_2) + (p_3 \leftrightarrow p_4).
\end{aligned} \tag{23}$$

which can be obtain from Eq.(14) by substituting $1 \rightarrow \sqrt{6}/4$ and $m_\omega \rightarrow m_{K^*}$.

2.5 Partial-wave decomposition

In term of these amplitudes with isospin $I = 0$, we can calculating the partial-wave amplitudes in the $\ell S J I$ basis [5], denoted as $T_{\ell S; \bar{\ell} \bar{S}}^{(J I)}(s)$ for the transition $(\bar{\ell} \bar{S} J I) \rightarrow (\ell S J I)$

$$\begin{aligned}
T_{\ell S; \bar{\ell} \bar{S}}^{(J I)}(s) &= \frac{Y_{\bar{\ell}}^0(\hat{\mathbf{z}})}{\sqrt{2^N} (2J+1)} \sum_{\substack{\sigma_1, \sigma_2, \bar{\sigma}_1 \\ \bar{\sigma}, m}} \int d\hat{\mathbf{p}}'' Y_{\bar{\ell}}^m(\hat{\mathbf{p}}'')^* (\sigma_1 \sigma_2 M | s_1 s_2 S) \\
&\quad \times (m M \bar{M} | \ell S J) (\bar{\sigma}_1 \bar{\sigma}_2 \bar{M} | \bar{s}_1 \bar{s}_2 \bar{S}) (0 \bar{M} \bar{M} | \bar{\ell} \bar{S} J) T^{(I)}(p_1, p_2, p_3, p_4)
\end{aligned} \tag{24}$$

with $M = \sigma_1 + \sigma_2$ and $\bar{M} = \bar{\sigma}_1 + \bar{\sigma}_2$. And N accounts for identical particles, for example

$$\begin{aligned}
N = 2 &\quad \text{for } \rho\rho \rightarrow \pi\pi, \\
N = 1 &\quad \text{for } \rho\rho \rightarrow K\bar{K}.
\end{aligned} \tag{25}$$

By using Eq.(24) we can calculate the partial-wave projected tree-level amplitudes of Eqs.(8), (14), (19) and (23) with quantum number $I, \ell, S = 0, 0, 0$. We denote $T_{00;00}^{(00)}$ by V for simplicity and we have

for $\rho\rho \rightarrow \pi\pi$ with π -exchange

$$V_\pi = \frac{2g^2}{\sqrt{3}} \left(\frac{2(m_\rho^2 - 4m_\pi^2)}{\sqrt{s - 4m_\pi^2} \sqrt{s - 4m_\rho^2}} \ln \frac{s - 2m_\rho^2 + \sqrt{s - 4m_\pi^2} \sqrt{s - 4m_\rho^2}}{s - 2m_\rho^2 - \sqrt{s - 4m_\pi^2} \sqrt{s - 4m_\rho^2}} + \frac{s}{m_\rho^2} + 2 \right). \tag{26}$$

for $\rho\rho \rightarrow \pi\pi$ with ω -exchange

$$V_\omega = \frac{G'^2 s}{2\sqrt{3}} \left(\frac{m_\omega^2}{\sqrt{s-4m_\pi^2}\sqrt{s-4m_\rho^2}} \ln \frac{s+2m_\omega^2-2m_\pi^2-2m_\rho^2+\sqrt{s-4m_\pi^2}\sqrt{s-4m_\rho^2}}{s+2m_\omega^2-2m_\pi^2-2m_\rho^2-\sqrt{s-4m_\pi^2}\sqrt{s-4m_\rho^2}} - 1 \right). \quad (27)$$

for $\rho\rho \rightarrow K\bar{K}$ with K -exchange

$$V_K = \frac{g^2}{2} \left(\frac{2(m_\rho^2-4m_K^2)}{\sqrt{s-4m_K^2}\sqrt{s-4m_\rho^2}} \ln \frac{s-2m_\rho^2+\sqrt{s-4m_K^2}\sqrt{s-4m_\rho^2}}{s-2m_\rho^2-\sqrt{s-4m_K^2}\sqrt{s-4m_\rho^2}} + \frac{s}{m_\rho^2} + 2 \right). \quad (28)$$

for $\rho\rho \rightarrow K\bar{K}$ with K^* -exchange

$$V_{K^*} = \frac{G'^2 s}{4} \left(\frac{m_{K^*}^2}{\sqrt{s-4m_K^2}\sqrt{s-4m_\rho^2}} \ln \frac{s+2m_{K^*}^2-2m_K^2-2m_\rho^2+\sqrt{s-4m_K^2}\sqrt{s-4m_\rho^2}}{s+2m_{K^*}^2-2m_K^2-2m_\rho^2-\sqrt{s-4m_K^2}\sqrt{s-4m_\rho^2}} - 1 \right). \quad (29)$$

3 Results and discussion

We label the three channels, $\rho\rho$, $K\bar{K}$ and $\pi\pi$ as 1, 2 and 3, respectively. With the channel transition amplitudes V_π , V_ω , V_K and V_{K^*} given in last section, we calculate the full amplitude and its pole positions by using the Bethe Salpeter equation in its on-shell factorized form [4,5]

$$T = \frac{V}{1-VG}. \quad (30)$$

G is a diagonal matrix made up by the two-point loop function [4,5]

$$G_{jj}(s) = i \int \frac{d^4q}{(2\pi)^4} \frac{1}{(q^2 - m_j^2)((P-q)^2 - m_j^2)} \quad (31)$$

with P the total four-momentum of the meson-meson systems and q the loop momentum. The channel is labelled by the subindex j . By using dimensional regularization the integration can be recast as

$$G_{jj}(s) = \frac{1}{(4\pi)^2} \left(a(\mu) + \log \frac{m_j^2}{\mu^2} + \sigma \log \frac{\sigma+1}{\sigma-1} \right) \quad (32)$$

with

$$\sigma = \sqrt{1 - \frac{4m_j^2}{s}} \quad (33)$$

or using a momentum cutoff q_{\max} as

$$G_{jj}(s) = \frac{1}{2\pi^2} \int_0^{q_{\max}} dq \frac{q^2}{w(s-4w^2+i\epsilon)} \quad (34)$$

where $w = \sqrt{q^2 + m_j^2}$. The integral can be done algebraically

$$G_{jj}(s) = \frac{1}{(4\pi)^2} \left\{ \sigma \log \frac{\sigma \sqrt{1 + \frac{m_j^2}{q_{\max}^2}} + 1}{\sigma \sqrt{1 + \frac{m_j^2}{q_{\max}^2}} - 1} - 2 \log \left[\frac{q_{\max}}{m_j} \left(1 + \sqrt{1 + \frac{m_j^2}{q_{\max}^2}} \right) \right] \right\} \quad (35)$$

Typical values of the cutoff q_{\max} are around 1 GeV. $G_{jj}(s)$ has a right-hand cut above the threshold $2m_j$. In order to make an analytical extrapolation to second Riemann sheet we make use of the continuity property

$$G_{jj}^{(2)}(\sqrt{s} + i\epsilon) = G_{jj}(\sqrt{s} - i\epsilon) \quad (36)$$

where the index (2) indicates the second Riemann sheet of G_{jj} . Then

$$\begin{aligned} G_{jj}^{(2)}(\sqrt{s} + i\epsilon) &= G_{jj}(\sqrt{s} - i\epsilon) = G_{jj}(\sqrt{s} + i\epsilon) - 2i \text{Im} G_{jj}(\sqrt{s} + i\epsilon) \\ &= G_{jj}(\sqrt{s} + i\epsilon) + \frac{i}{4\pi} \frac{|\mathbf{p}|}{\sqrt{s}} \end{aligned} \quad (37)$$

Other potential of coupled-channels like $\pi\pi - K\bar{K}$ can be found in [1]. Our results are shown in Table 1 for various q_{\max} values. For comparison, the results for the $\rho\rho$ single channel without considering the coupled channel effects as in Ref. [5] are show in the second row. The 3 ~ 6 rows show the results including one coupled channel with the exchanged meson listed in the first column. For example the π denotes the $\rho\rho - \pi\pi$ channel with π exchange and so on. The 7-th row gives the results including all three coupled channels of $\rho\rho$, $\pi\pi$ and $\bar{K}K$.

$q_{\max}(GeV)$	0.875	1.0	1.2	1.4
$\rho\rho$ only	1494.8	1467.2	1427.3	1395.0
π	1530.0 - 4.9 <i>i</i>	1519.5 - 8.4 <i>i</i>	1501.5 - 12.3 <i>i</i>	1488.6 - 14.6 <i>i</i>
ω	1492.2 - 0.7 <i>i</i>	1466.5 - 1.0 <i>i</i>	1428.1 - 1.1 <i>i</i>	1400.0 - 1.1 <i>i</i>
K	1497.8 - 3.3 <i>i</i>	1473.9 - 4.1 <i>i</i>	1437.2 - 4.4 <i>i</i>	1410.0 - 4.2 <i>i</i>
K^*	1489.6 - 0.5 <i>i</i>	1463.3 - 0.5 <i>i</i>	1424.5 - 0.4 <i>i</i>	1396.1 - 0.3 <i>i</i>
3-channels	1529.8 - 4.9 <i>i</i>	1519.0 - 8.6 <i>i</i>	1500.9 - 13.5 <i>i</i>	1488.4 - 16.7 <i>i</i>

Table 1: Pole position for coupled-channels

The above results show that the influence of vector meson ω and K^* exchanges is very small; the largest influence comes from the $\rho\rho - \pi\pi$ channel coupling by the pion exchange, which shifts up the pole mass and results in a sizable $\pi\pi$ decay width, comparable with relevant PDG values for $f_0(1500)$ [15]. For the $\rho\rho - K\bar{K}$ coupled-channel case we can see that the width is consistent with $f_0(1500)$ decaying into $K\bar{K}$ in PDG, which is about 8.9*MeV*. When taking into account all the three channels, the pole position is close to the results by considering only the pion exchange contribution. With $q_{\max} = 1.4GeV$, the pole mass and partial decay widths to $\pi\pi$ and $\bar{K}K$ are roughly consistence with PDG values for $f_0(1500)$.

The largest decay channel should be 4π either through $\rho\rho$ directly or by its cross talk with $\sigma\sigma$. Note that due to the binding energy of the molecule as well as the kinetic energy of ρ inside the molecule, the 4π decay width through the decay of ρ inside the $\rho\rho$ molecule can be smaller than the decay width of a single free ρ meson. Similar effect was pointed out by Refs. [16, 17] in their studies of $d^*(2380)$ as a $\Delta\Delta$ molecule which gets a decay width smaller than the decay width of a single free Δ state. This kind of effect was also observed by the study of other hadronic molecules [18, 19].

In summary, the $\rho\rho$ scattering is revisited by including its coupled-channels of pseudoscalar mesons, *i.e.*, $\pi\pi$ and $\bar{K}K$. It is found that the coupled-channel effect is important and shifts up the pole mass of the dynamically generated scalar state significantly. It makes the state to be more consistent with $f_0(1500)$ rather than $f_0(1370)$ as favored by the previous studies [4, 5] without including these coupled channels. This leads to a nicely consistent picture with a recent dispersive study [20] where a new parametrization for the scalar pion form factors is derived by fitting it to LHCb data on $\bar{B}_s^0 \rightarrow J/\psi\pi\pi$, and find an $f_0(1500)$ at mass $1465 \pm 18 MeV$ coupling strongly to $\rho\rho$ (or $\sigma\sigma$). The $\rho\rho$ scattering has been extended to the S-wave interactions for the whole vector-meson nonet by two groups [21, 22]. Both propose $f_0(1710)$ to be $K^*\bar{K}^*$ dynamically generated state. We expect similar significant coupled channel effects there. By including its coupled-channels of pseudoscalar mesons, the $K^*\bar{K}^*$ dynamically generated state could be $f_0(1790)$ suggested by the BES data [26–28] instead of $f_0(1710)$. The $f_0(1370)$, $f_0(1500)$ and $f_0(1710)$ have been studied before in quarkonia-glueball mixing picture in Refs. [23–25], trying to pin down partial contributions of glueball, nonstrange and strange quakonia in these scalar mesons. With the new configuration of meson-meson dynamically generated states, the structure of these scalars should be richer than previous assumptions and deserve further exploration by expanding the configuration space.

Acknowledgments

We thank Li-Sheng Geng, Feng-Kun Guo, Ulf-G. Meissner and Eulogio Oset for helpful discussions. This project is supported by NSFC under Grant No. 11621131001 (CRC110 cofunded by DFG and NSFC) and Grant No. 11835015.

References

- [1] J. A. Oller and E. Oset, Nucl. Phys. A **620**, 438 (1997) Erratum: [Nucl. Phys. A **652**, 407 (1999)] doi:10.1016/S0375-9474(99)00427-3, 10.1016/S0375-9474(97)00160-7 [hep-ph/9702314].
- [2] E. Oset and A. Ramos, Nucl. Phys. A **635**, 99 (1998) doi:10.1016/S0375-9474(98)00170-5 [nucl-th/9711022].
- [3] J. A. Oller and U. G. Meissner, Phys. Lett. B **500**, 263 (2001) doi:10.1016/S0370-2693(01)00078-8 [hep-ph/0011146].

- [4] R. Molina, D. Nicmorus and E. Oset, Phys. Rev. D **78**, 114018 (2008) doi:10.1103/PhysRevD.78.114018 [arXiv:0809.2233 [hep-ph]].
- [5] D. Gülmez, U.-G. Meißner and J. A. Oller, Eur. Phys. J. C **77**, no. 7, 460 (2017) doi:10.1140/epjc/s10052-017-5018-z [arXiv:1611.00168 [hep-ph]].
- [6] J. A. Oller and E. Oset, Phys. Rev. D **60**, 074023 (1999) doi:10.1103/PhysRevD.60.074023 [hep-ph/9809337].
- [7] M. Albaladejo and J. A. Oller, Phys. Rev. C **84**, 054009 (2011) doi:10.1103/PhysRevC.84.054009 [arXiv:1107.3035 [nucl-th]].
- [8] M. Albaladejo and J. A. Oller, Phys. Rev. C **86**, 034005 (2012) doi:10.1103/PhysRevC.86.034005 [arXiv:1201.0443 [nucl-th]].
- [9] Z. H. Guo, J. A. Oller and G. Ríos, Phys. Rev. C **89**, no. 1, 014002 (2014) doi:10.1103/PhysRevC.89.014002 [arXiv:1305.5790 [nucl-th]].
- [10] J. A. Oller, Phys. Rev. C **93**, 024002 (2016) doi:10.1103/PhysRevC.93.024002 [arXiv:1402.2449 [nucl-th]].
- [11] L. S. Geng, R. Molina and E. Oset, Chin. Phys. C **41**, no. 12, 124101 (2017) doi:10.1088/1674-1137/41/12/124101 [arXiv:1612.07871 [nucl-th]].
- [12] M. Bando, T. Kugo, S. Uehara, K. Yamawaki and T. Yanagida, Phys. Rev. Lett. **54**, 1215 (1985). doi:10.1103/PhysRevLett.54.1215
- [13] M. Bando, T. Kugo and K. Yamawaki, Phys. Rept. **164**, 217 (1988). doi:10.1016/0370-1573(88)90019-1
- [14] H. Nagahiro, L. Roca, A. Hosaka and E. Oset, Phys. Rev. D **79**, 014015 (2009) doi:10.1103/PhysRevD.79.014015 [arXiv:0809.0943 [hep-ph]].
- [15] M. Tanabashi *et al.* [Particle Data Group], Phys. Rev. D **98**, no. 3, 030001 (2018). doi:10.1103/PhysRevD.98.030001
- [16] J. A. Niskanen, Phys. Rev. C **95**, no. 5, 054002 (2017) doi:10.1103/PhysRevC.95.054002 [arXiv:1610.06013 [nucl-th]].
- [17] A. Gal, Phys. Lett. B **769**, 436 (2017) doi:10.1016/j.physletb.2017.03.040 [arXiv:1612.05092 [nucl-th]].
- [18] Y. H. Lin and B. S. Zou, Phys. Rev. D **98**, no. 5, 056013 (2018) doi:10.1103/PhysRevD.98.056013 [arXiv:1807.00997 [hep-ph]].
- [19] Y. H. Lin, C. W. Shen and B. S. Zou, Nucl. Phys. A **980**, 21 (2018) doi:10.1016/j.nuclphysa.2018.10.001 [arXiv:1805.06843 [hep-ph]].
- [20] S. Ropertz, C. Hanhart and B. Kubis, Eur. Phys. J. C **78**, no. 12, 1000 (2018) doi:10.1140/epjc/s10052-018-6416-6 [arXiv:1809.06867 [hep-ph]].

- [21] L. S. Geng and E. Oset, Phys. Rev. D **79**, 074009 (2009) doi:10.1103/PhysRevD.79.074009 [arXiv:0812.1199 [hep-ph]].
- [22] M. L. Du, D. Gülmez, F. K. Guo, U. G. Meissner and Q. Wang, Eur. Phys. J. C **78**, no. 12, 988 (2018) doi:10.1140/epjc/s10052-018-6475-8 [arXiv:1808.09664 [hep-ph]].
- [23] F. E. Close and Q. Zhao, Phys. Rev. D **71**, 094022 (2005) doi:10.1103/PhysRevD.71.094022 [hep-ph/0504043].
- [24] F. Giacosa, T. Gutsche, V. E. Lyubovitskij and A. Faessler, Phys. Rev. D **72**, 094006 (2005) doi:10.1103/PhysRevD.72.094006 [hep-ph/0509247]; Phys. Lett. B **622**, 277 (2005) doi:10.1016/j.physletb.2005.07.016 [hep-ph/0504033].
- [25] P. Chatzis, A. Faessler, T. Gutsche and V. E. Lyubovitskij, Phys. Rev. D **84**, 034027 (2011) doi:10.1103/PhysRevD.84.034027 [arXiv:1105.1676 [hep-ph]].
- [26] M. Ablikim *et al.* [BES Collaboration], Phys. Lett. B **607**, 243 (2005) doi:10.1016/j.physletb.2004.12.041 [hep-ex/0411001].
- [27] M. Ablikim *et al.* [BES Collaboration], Phys. Lett. B **598**, 149 (2004) doi:10.1016/j.physletb.2004.07.052 [hep-ex/0406038].
- [28] M. Ablikim *et al.* [BES Collaboration], Phys. Lett. B **603**, 138 (2004) doi:10.1016/j.physletb.2004.10.030 [hep-ex/0409007].