

Thermal and thermoelectric conductivity of Einstein-DBI system

Shesansu Sekhar Pal

Department of Physics, Utkal University, Bhubaneswar, 751004, India

shesansu@uakgmail.com

Abstract

We calculate the thermoelectric and thermal conductivity of Einstein-DBI system without the translational symmetry. We show that strictly, the longitudinal component of the thermal conductivity in the vanishing dissipation limit, $k^2 \rightarrow 0$, is determined only by the metric components evaluated at the horizon of the black hole in the same limit. The temperature dependence of the transport quantities are obtained for AdS_4 and $AdS_2 \times R^2$ solutions. The Lorentz ratio and Hall-Lorentz ratio are found to be independent of temperature for AdS_4 solution in the low temperature limit, whereas the above mentioned quantities are independent of temperature for $AdS_2 \times R^2$ solution.

1 Introduction

After the advancement of gauge/gravity duality [1], there has been an urge to understand the strongly coupled systems through it. In this context, several attempts are made to calculate the transport quantities in various "theoretically motivated" condensed matter systems, as summarized e.g., in [2], [3], [4] and [5].

In recent years, the computation of both the electrical conductivity as well as the thermal conductivity are studied for charged systems like Einstein-Maxwell system as well as the Einstein-DBI system¹ e.g., in [6, 7, 8, 9, 10, 11, 14, 15, 16, 17, 18, 21, 23, 25, 26, 27, 28, 29, 30, 31] without momentum dissipation. The calculations are mostly performed following [8], where a flow equation of the electrical conductivity is obtained. Imposition of the in-falling boundary condition at the horizon gives the desired electrical conductivity at the horizon. For the brane system, the calculations are performed following the recipe outlined in [6].

Recently, Donos and Gauntlett [12] and Gouteraux [13], separately gave a prescription to calculate the conductivities with momentum dissipation. This prescription has been adopted to carry out the computation of the transport quantities for Einstein-Maxwell system with dissipation e.g., in [19, 20, 22, 32]

In this paper, we shall report on the calculation of the magneto-electrical conductivities, magneto-thermoelectric and magneto-thermal conductivities for Einstein-DBI-dilaton-axion system without the translational symmetry. Moreover, it is done in the presence of charge density and the case for which the (fluctuated) electric field is perpendicular to the background magnetic field.

The prescription for the calculation of the transport quantities is to find conserved quantities with respect to the radial flow. One radial flow is with respect to electrical current and the other is with respect to heat current. Then use of ohm's law gives us the desired quantities for the electrical conductivities and the use of Fourier's law gives us the thermal conductivities, which is usually the case in gauge/gravity duality.

We would like to mention that with the result of [12], it follows that in the absence of magnetic field, the metric component h_{tx} diverges as the dissipation vanishes, $k^2 \rightarrow 0$, in which case, the linear order in perturbation breaks down. Hence, in such a scenario the zero dissipation limit is very subtle. However, in the presence of a magnetic field, none of the fluctuating metric components diverges and in fact one can study the perturbation theory to any order, consistently. So, it is possible to consider the zero dissipation limit consistently in the presence of a magnetic field.

For the Einstein-DBI-dilaton-axion system the calculation of the longitudinal electrical conductivity, longitudinal thermal conductivity and the longitudinal thermoelectric conductivity with dissipation is reported in [24] and the Hall electrical conductivity reported in

¹Such a system is defined by having a space filling brane, whose action is described by the sum of Einstein and DBI action. Solutions and some other properties are studied e.g., in [18, 33, 34, 36, 37, 38],

[32]. In this paper, we report all the transport quantities including the transverse thermal conductivity as well as the transverse thermoelectric conductivity, which are new. Moreover, we find the precise temperature dependence of these transport quantities by studying two explicit examples, one at UV and the other at IR.

It is suggested that in the presence of a finite charge density and without magnetic field, if we fluctuate only one spatial component of the gauge field and one component of metric then the resulting longitudinal electrical conductivity can be divided into two pieces: one piece without having any dependence on the charge density and the other piece with dependence on charge density and momentum dissipation as in [12]. In [19], the authors have interpreted the part without the charge density that contributes to the longitudinal conductivity is coming because of the charge conjugation symmetry, which means it respects the charge conjugation symmetry and arises due to the particle hole pair. The other part is due to momentum dissipation.

However, if we fluctuate along more than one component of the gauge field and the metric component in the presence of a background magnetic field then by considering a particular example of Einstein-Maxwell system as observed in [20] and [22] that such a decomposition of the longitudinal electrical conductivity into two parts is not possible. Here we demonstrate that such a decomposition into two parts is not possible for Einstein-DBI system too. We provide an interpretation of this as follows. Due to the infalling boundary condition at the horizon the black hole produces current. The total current at the horizon is the sum of currents due to the electric fields or the particle hole pairs in the language of [12, 19] and due to the metric fluctuations. In the presence of dissipation the current due to metric fluctuations gets mixed up with the current produced by the particle hole pair. Hence, the longitudinal part of the conductivity depends on the dissipation in a very non-trivial way.

Another interesting result that follows from our study is that the longitudinal thermal conductivity, κ_{xx} , in the zero dissipation limit can be expressed completely in terms of the metric components calculated at the horizon of the black hole in that limit, see eq(49). In [24], the authors considered a quantity, $\kappa_L \neq \kappa_{xx}$, which can be expressed completely in terms of the metric components for any value of the dissipation when evaluated at the horizon of the black hole.

We have solved the Einstein-DBI-dilaton-axion system and obtained an exact solution at UV, i.e., the AdS_4 solution. For such a solution, the longitudinal electrical conductivity, the Hall conductivity as well as the longitudinal thermoelectric conductivity and the transverse thermoelectric conductivity are found to be independent of temperature in the limit of vanishing dissipation and at zero temperature. However, the longitudinal thermal conductivity and the transverse thermal conductivity depends linearly on the temperature in the limit of vanishing dissipation and at low temperature. The ratio of longitudinal component of thermal conductivity to the temperature times the longitudinal component of electrical conductivity, $\frac{\kappa_{xx}}{T_H \sigma_{xx}}$, and the ratio of transverse component of thermal conductivity to the

temperature times the transverse component of electrical conductivity, $\frac{\kappa_{xy}}{T_H \sigma_{xy}}$, are independent of temperature in the zero temperature limit.

We have also obtained a solution at IR and our study reveals that at IR, i.e., for the $AdS_2 \times R^2$ solution, the longitudinal as well as the transverse component of the thermal conductivities depends linearly on the temperature. However, the electrical conductivities and the thermoelectric conductivities are found to be independent of temperature. For this solution the ratio of longitudinal(transverse) component of thermal conductivity to the temperature times the longitudinal(transverse) component of electrical conductivity, i.e., $\frac{\kappa_{xx}}{T_H \sigma_{xx}}$, and $\frac{\kappa_{xy}}{T_H \sigma_{xy}}$ are found to be independent of temperature.

The plan of the paper is as follows: in **section 2**, we shall introduce our system and obtain the necessary equations that the fields should satisfy. In **section 3**, we shall include the fluctuations, obtain the equations obeyed at the linear order in fluctuation. Then obtain the conserved quantities for the electrical as well as the heat currents. We shall evaluate these currents at the horizon with the in-falling boundary conditions at the horizon. In **section 4**, we shall express the currents in terms of the electric field as well as the thermal gradient, from which, we shall read out the desired conductivities. In **section 5 and 6**, the AdS_4 solution as well as the $AdS_2 \times R^2$ solution shall be obtained by solving the necessary equations and study the temperature dependence of the transport quantities. Finally, we conclude in **section 7**.

2 The system

The low energy effective action that we shall be considering has the following form²

$$S = \frac{1}{2\kappa^2} \int d^4x \left[\sqrt{-g} \left(\mathcal{R} - 2\Lambda - \frac{1}{2}(\partial\phi)^2 - V(\phi) - \frac{W_1(\phi)}{2}(\partial\chi_1)^2 - \frac{W_2(\phi)}{2}(\partial\chi_2)^2 \right) - T_b Z_1(\phi) \sqrt{-\det\left(Z_2(\phi)g_{MN} + \lambda F_{MN}\right)} \right], \quad (1)$$

where Z_1 , Z_2 , W_1 , W_2 and V are unknown functions of the scalar field, ϕ . It describes the dynamics involving metric, scalar field, ϕ , pseudoscalar fields, χ_i and the gauge field, A_M and λ is a dimensionful constant.

The equation of motion of the metric components that follows from it takes the following form

$$R_{MN} - \frac{1}{2}g_{MN}R + \frac{1}{2}g_{MN} \left[2\Lambda + \frac{1}{2}(\partial\phi)^2 + V(\phi) + \frac{W_1(\phi)}{2}(\partial\chi_1)^2 + \frac{W_2(\phi)}{2}(\partial\chi_2)^2 \right]$$

²Upon doing the following transformation: $Z_1(\phi) \rightarrow Z_1(\phi)Z_2^2(\phi)$ and $Z_2(\phi) \rightarrow Z_2^{-1}(\phi)$ with the choice of setting the tension of brane to unity, we can reproduce the action considered in [24].

$$\begin{aligned}
& - \frac{1}{2} \partial_M \phi \partial_N \phi - \frac{W_1(\phi)}{2} \partial_M \chi_1 \partial_N \chi_1 - \frac{W_2(\phi)}{2} \partial_M \chi_2 \partial_N \chi_2 + \frac{T_b}{4} Z_1(\phi) Z_2(\phi) \times \\
& \frac{\sqrt{-\det\left(Z_2(\phi)g + \lambda F\right)}_{PS}}{\sqrt{-g}} \left[\left(Z_2(\phi)g + \lambda F \right)^{-1} + \left(Z_2(\phi)g - \lambda F \right)^{-1} \right]^{KL} g_{MK} g_{NL} = 0
\end{aligned} \tag{2}$$

The equation of motion of the gauge field is

$$\partial_M \left[Z_1(\phi) \sqrt{-\det\left(Z_2(\phi)g + \lambda F\right)}_{PS} \left(\left(Z_2(\phi)g + \lambda F \right)^{-1} - \left(Z_2(\phi)g - \lambda F \right)^{-1} \right)^{MN} \right] = 0, \tag{3}$$

where $F_{MN} = \partial_M A_N - \partial_N A_M$. The equations of motion of the scalar field, ϕ , is

$$\begin{aligned}
& \partial_M \left(\sqrt{-g} \partial^M \phi \right) - \sqrt{-g} \left[\frac{dV(\phi)}{d\phi} + \frac{1}{2} \frac{dW_1(\phi)}{d\phi} (\partial\chi_1)^2 + \frac{1}{2} \frac{dW_2(\phi)}{d\phi} (\partial\chi_2)^2 \right] - \\
& T_b \frac{dZ_1(\phi)}{d\phi} \sqrt{-\det\left(g Z_2(\phi) + \lambda F\right)}_{KL} - \\
& \frac{T_b}{2} Z_1(\phi) \sqrt{-\det\left(g Z_2(\phi) + \lambda F\right)}_{KL} \frac{dZ_2(\phi)}{d\phi} \left(g Z_2(\phi) + \lambda F \right)^{-1MN} g_{MN} = 0.
\end{aligned} \tag{4}$$

The equation of motion associated to χ_1 and χ_2 are

$$\partial_M \left(\sqrt{-g} W_1(\phi) \partial^M \chi_1 \right) = 0, \quad \partial_M \left(\sqrt{-g} W_2(\phi) \partial^M \chi_2 \right) = 0. \tag{5}$$

Ansatz: For our purpose, we shall consider an ansatz where the metric is diagonal and there could exist rotational symmetry along the $x - y$ plane involving the x_i 's in the metric. The abelian field strength and the scalar field is assumed to be of the following form

$$\begin{aligned}
ds_{3+1}^2 &= -U(r) dt^2 + \frac{1}{U(r)} dr^2 + h(r) (dx^2 + dy^2), \quad \phi = \phi(r), \\
\chi_1 &= k x, \quad \chi_2 = k y, \quad A = A_t(r) dt + \frac{B}{2} (-y dx + x dy),
\end{aligned} \tag{6}$$

essentially, the metric components, scalar field and gauge fields are considered to be function of the radial coordinate only. The magnetic field, B , is constant. Importantly, the pseudo scalar field, χ_i 's, breaks both the translational as well as rotational symmetry. For general solution with non-trivial value of the scalar field at IR and without the pseudo scalar field can be found in [16]. For simplicity, let us set $W_1(\phi) = W_2(\phi) = \psi(\phi)$

For such a choice of the ansatz the different metric components satisfy the following differential equations

$$\begin{aligned}
& -4\Lambda - 2V - \frac{2k^2\psi}{h} - \frac{2T_b Z_1 Z_2^2 (B^2\lambda^2 + h^2 Z_2^2)}{h\sqrt{(B^2\lambda^2 + h^2 Z_2^2)(Z_2^2 - \lambda^2 A_t'^2)}} - U\phi'^2 - 2\frac{h'U'}{h} + \\
& \frac{U(h'^2 - 4hh'')}{h^2} = 0, \\
& -\frac{Uh'^2}{h} + 2h'U' + h \left(4\Lambda + 2V + \frac{2T_b h Z_1 Z_2^2 (Z_2^2 - \lambda^2 A_t'^2)}{\sqrt{(B^2\lambda^2 + h^2 Z_2^2)(Z_2^2 - \lambda^2 A_t'^2)}} + U\phi'^2 \right) + \\
& 2Uh'' + 2hU'' = 0, \\
& \frac{2k^2\psi}{hU} + \frac{2T_b Z_1 Z_2^2 (B^2\lambda^2 + h^2 Z_2^2)}{hU\sqrt{(B^2\lambda^2 + h^2 Z_2^2)(Z_2^2 - \lambda^2 A_t'^2)}} + \frac{h'(Uh' + 2hU')}{h^2U} + \phi'^2 + \\
& \frac{2(2\Lambda + V - U\phi'^2)}{U} = 0, \tag{7}
\end{aligned}$$

where ' denotes derivative with respect to r . The quantity $\sqrt{-\det(Z_2(\phi)g + \lambda F)}_{PS} = \sqrt{Z_2^2(\phi) - A_t'^2} \sqrt{h^2 Z_2^2(\phi) + B^2}$ for $\lambda = 1$. Since all the quantities in the equation of motion of the gauge field depends only on the radial direction means we should take derivative to act only along the radial direction. By considering $N = 0$ in the equation of the gauge potential, eq(3), the equation reduces to $\partial_r \left[Z_1(\phi) \frac{A_t' \sqrt{Z_2^2(\phi)h^2 + B^2}}{\sqrt{Z_2^2(\phi) - A_t'^2}} \right] = 0$. Upon integrating it we get $A_t' = \frac{\rho Z_2(\phi)}{\sqrt{\rho^2 + Z_1^2(\phi)(B^2 + Z_2^2(\phi)h^2)}}$, where the constant of integration ρ is interpreted as the charge density.

The solution of the gauge potential can be obtained from

$$A_t'(r) = \frac{\rho Z_2}{\sqrt{\rho^2 + B^2 Z_1^2 + Z_1^2 Z_2^2 h^2}}. \tag{8}$$

3 Electrical and thermal Conductivity

In order to calculate the conductivities, we need to find the conserved electrical currents and the heat currents. Then by taking the derivative of the appropriate currents with respect to the sources gives us the desired result.

3.1 Fluctuation and equations

Let us fluctuate the background solution following [12]:

$$\begin{aligned}
ds^2 &= -U(r)dt^2 + \frac{1}{U(r)}dr^2 + h(r)(dx^2 + dy^2) + 2G_{tx}(t, r)dtdx + 2G_{rx}(r)dxdr \\
&+ 2G_{ty}(t, r)dtdy + 2G_{ry}(r)drdy, \quad \chi_1 = kx + \delta\chi_1(r), \quad \chi_2 = ky + \delta\chi_2(r) \\
A &= A_t(r)dt + \frac{B}{2}(-ydx + xdy) + A_x(t, r)dx + A_y(t, r)dy,
\end{aligned} \tag{9}$$

where the fluctuating part of the metric and other fluctuating fields shall be considered infinitesimally. In particular, it has the following structure

$$\begin{aligned}
A_x(t, r) &= -E_x t + a_x(r) + \xi_x t A_t(r), \quad A_y(t, r) = -E_y t + a_y(r) + \xi_y t A_t(r) \\
G_{tx}(t, r) &= h(r)h_{tx}(r) - t \xi_x U(r), \quad G_{ty}(t, r) = h(r)h_{ty}(r) - t \xi_y U(r), \\
G_{rx} &= h(r)h_{rx}(r), \quad G_{ry} = h(r)h_{ry}(r),
\end{aligned} \tag{10}$$

where ξ_i 's are considered to be thermal gradients along the spatial directions. With such a form of the geometry and matter field, the equation of motion associated to the metric components with the choice $\lambda = 1$ takes the following form

$$\begin{aligned}
&hUh''_{tx} + 2h'Uh'_{tx} - h_{tx} \left(\frac{B^2 T_b Z_1 Z_2^2}{\sqrt{(B^2 + h^2 Z_2^2)(Z_2^2 - A_t'^2)}} + k^2 \psi \right) + \\
&T_b Z_1 Z_2^2 \left(\frac{B(-E_y + \xi_y A_t) + hU A_t'(Bh_{ry} + a'_x)}{\sqrt{(B^2 + h^2 Z_2^2)(Z_2^2 - A_t'^2)}} \right) = 0, \\
&hUh''_{ty} + 2h'Uh'_{ty} - h_{ty} \left(\frac{B^2 T_b Z_1 Z_2^2}{\sqrt{(B^2 + h^2 Z_2^2)(Z_2^2 - A_t'^2)}} + k^2 \psi \right) + \\
&T_b Z_1 Z_2^2 \left(\frac{B(E_x - \xi_x A_t) + hU A_t'(-Bh_{rx} + a'_y)}{\sqrt{(B^2 + h^2 Z_2^2)(Z_2^2 - A_t'^2)}} \right) = 0, \\
&2hUh'h_{rx} \left(B^2 T_b Z_1 Z_2^2 + k^2 \psi \sqrt{(B^2 + h^2 Z_2^2)(Z_2^2 - A_t'^2)} \right) - 2BT_b h h' Z_1 Z_2^2 U a'_y \\
&- 2khUh'\psi \delta\chi'_1 \sqrt{(B^2 + h^2 Z_2^2)(Z_2^2 - A_t'^2)} + 2T_b h^2 h' Z_1 Z_2^2 A_t'(E_x - Bh_{ty}) \\
&+ \xi_x \sqrt{(B^2 + h^2 Z_2^2)(Z_2^2 - A_t'^2)} \left(h^2 U \phi'^2 - 4h^2 \Lambda - 2h^2 V - 2k^2 h \psi - 3Uh'^2 \right)
\end{aligned}$$

$$\begin{aligned}
& - \frac{2T_b h Z_1 Z_2^2 (B^2 + h^2 Z_2^2)}{\sqrt{(B^2 + h^2 Z_2^2) (Z_2^2 - A_t'^2)}} - 2\xi_x T_b h^2 Z_1 Z_2^2 h' A_t A_t' = 0, \\
& 2hU h' h_{ry} \left(B^2 T_b Z_1 Z_2^2 + k^2 \psi \sqrt{(B^2 + h^2 Z_2^2) (Z_2^2 - A_t'^2)} \right) + 2B T_b h h' Z_1 Z_2^2 U a_x' \\
& - 2khU h' \psi \delta \chi_2' \sqrt{(B^2 + h^2 Z_2^2) (Z_2^2 - A_t'^2)} + 2T_b h^2 h' Z_1 Z_2^2 A_t' (E_y + B h_{tx}) \\
& + \xi_y \sqrt{(B^2 + h^2 Z_2^2) (Z_2^2 - A_t'^2)} \left(h^2 U \phi'^2 - 4h^2 \Lambda - 2h^2 V - 2k^2 h \psi - 3U h'^2 \right) \\
& - \frac{2T_b h Z_1 Z_2^2 (B^2 + h^2 Z_2^2)}{\sqrt{(B^2 + h^2 Z_2^2) (Z_2^2 - A_t'^2)}} - 2\xi_y T_b h^2 Z_1 Z_2^2 h' A_t A_t' = 0. \tag{11}
\end{aligned}$$

3.2 Currents

We shall calculate two types currents, one associated to electrical type and the other associated to heat type. The convention that we shall be following is by setting $2\kappa^2 = 1$.

Electrical currents: The electrical currents are very easy to calculate and follows from the action as written down in eq(1) which depends only on the field strength. After the inclusion of the fluctuations, it follows trivially that the action is independent of the gauge potentials, a_x and a_y . Moreover, the fluctuation of the metric components do not depend on the gauge potentials, a_x and a_y but rather on its derivative.

It follows that the conserved currents along x-direction and y-direction are

$$\begin{aligned}
J^x(r) &= \frac{T_b Z_1 (B A_t' E_y - h^2 A_t' h_{tx} Z_2^2 - hU Z_2^2 (B h_{ry} + a_x'))}{\sqrt{(B^2 + h^2 Z_2^2) (Z_2^2 - A_t'^2)}} \\
& - \xi_y T_b B \left(\frac{Z_1 A_t A_t'}{\sqrt{(B^2 + h^2 Z_2^2) (Z_2^2 - A_t'^2)}} + \int_{r_h}^r dr \frac{Z_1 (Z_2^2 - A_t'^2)}{\sqrt{(B^2 + h^2 Z_2^2) (Z_2^2 - A_t'^2)}} \right), \\
J^y(r) &= - \frac{T_b Z_1 (B A_t' E_x + h^2 A_t' h_{ty} Z_2^2 + hU Z_2^2 (-B h_{rx} + a_y'))}{\sqrt{(B^2 + h^2 Z_2^2) (Z_2^2 - A_t'^2)}} \\
& + \xi_x T_b B \left(\frac{Z_1 A_t A_t'}{\sqrt{(B^2 + h^2 Z_2^2) (Z_2^2 - A_t'^2)}} + \int_{r_h}^r dr \frac{Z_1 (Z_2^2 - A_t'^2)}{\sqrt{(B^2 + h^2 Z_2^2) (Z_2^2 - A_t'^2)}} \right) \tag{12}
\end{aligned}$$

With little bit of calculation, one can check that the electrical currents are conserved, namely, it satisfies, $\partial_r J^x = 0$ and $\partial_r J^y = 0$, upon using the equation of motion associated to the gauge potentials.

Heat currents: Let us construct the conserved heat currents associated to the metric fluctuation. In order to do so, let us start with the following choice [12]

$$Q^x \equiv U^2 \partial_r \left(\frac{h h_{tx}}{U} \right) - A_t J^x. \quad (13)$$

The derivative of Q^x using the conservation of the electric current, $\partial_r J^x = 0$, gives

$$\partial_r Q^x = U (h'' h_{tx} + 2h' h'_{tx} + h h''_{tx}) - U'' h h_{tx} - A'_t J^x. \quad (14)$$

Using eq(7) and eq(11), the quantity, $\partial_r Q^x$ becomes

$$\partial_r Q^x = \frac{BT_b(E_y - \xi_y A_t) Z_1 (Z_2^2 - A_t'^2)}{\sqrt{(B^2 + h^2 Z_2^2) (Z_2^2 - A_t'^2)}} + \xi_y A'_t \int_{r_h}^r \frac{BT_b Z_1 (Z_2^2 - A_t'^2)}{\sqrt{(B^2 + h^2 Z_2^2) (Z_2^2 - A_t'^2)}} \equiv \mathcal{M}^x(r). \quad (15)$$

If we construct the following quantity

$$\begin{aligned} \mathcal{Q}^x(r) &\equiv Q^x(r) - \int_{r_h}^r dr [U (h'' h_{tx} + 2h' h'_{tx} + h h''_{tx}) - U'' h h_{tx} - A'_t J^x], \\ &= U^2 \partial_r \left(\frac{h h_{tx}}{U} \right) - A_t J^x - \int_{r_h}^r [U (h'' h_{tx} + 2h' h'_{tx} + h h''_{tx}) - U'' h h_{tx} - A'_t J^x] \end{aligned} \quad (16)$$

then it follows immediately

$$\partial_r \mathcal{Q}^x = 0. \quad (17)$$

Explicitly, the form of the conserved heat current along x-direction takes the following form

$$\mathcal{Q}^x(r) = U^2 \partial_r \left(\frac{h h_{tx}}{U} \right) - A_t J^x - \int_{r_h}^r dr' \mathcal{M}^x(r'). \quad (18)$$

Similarly, defining $Q^y \equiv U^2 \partial_r \left(\frac{h h_{ty}}{U} \right) - A_t J^y$, one gets

$$\partial_r Q^y = -\frac{BT_b(E_x - \xi_x A_t) Z_1 (Z_2^2 - A_t'^2)}{\sqrt{(B^2 + h^2 Z_2^2) (Z_2^2 - A_t'^2)}} - \xi_x A'_t \int_{r_h}^r \frac{BT_b Z_1 (Z_2^2 - A_t'^2)}{\sqrt{(B^2 + h^2 Z_2^2) (Z_2^2 - A_t'^2)}} \equiv \mathcal{M}^y(r). \quad (19)$$

So the conserved heat current along y-direction, $\partial_r \mathcal{Q}^y(r) = 0$, is

$$\mathcal{Q}^y(r) = U^2 \partial_r \left(\frac{h h_{ty}}{U} \right) - A_t J^y - \int_{r_h}^r dr' \mathcal{M}^y(r'). \quad (20)$$

3.3 At the horizon

We shall investigate the behavior of different fields and currents at the horizon, which in turn allows us to compute the transport quantities at the horizon. If we consider the background geometry to be a black hole then the function $U(r)$ has a zero at the horizon, r_h . Near to the horizon, it can be expanded as $U(r) = U_0(r - r_h) + \dots$, where U_0 is a constant, in which case, the Hawking temperature reads as $T_H = U_0/(4\pi)$.

In-falling boundary condition: The boundary conditions for different fields at the horizon of the black hole are considered as follows [12]:

$$\begin{aligned} a_x &= -\frac{E_x}{U_0} \text{Log}(r - r_h) + \mathcal{O}(r - r_h), & a_y &= -\frac{E_y}{U_0} \text{Log}(r - r_h) + \mathcal{O}(r - r_h), \\ h_{tx} &= Uh_{rx} - \xi_x \left(\frac{U}{h U_0} \right) \text{Log}(r - r_h) + \mathcal{O}(r - r_h), \\ h_{ty} &= Uh_{ry} - \xi_y \left(\frac{U}{h U_0} \right) \text{Log}(r - r_h) + \mathcal{O}(r - r_h). \end{aligned} \quad (21)$$

Currents at the horizon: Since the electrical currents eq(12) and the heat currents eq(18) and eq(20) evaluated for any value of the radial coordinate, r , are conserved. It means we can evaluate it at the horizon too.

The currents at the horizon takes the following form

$$\begin{aligned} J^x(r_h) &= \left[\frac{T_b Z_1 (BA'_t E_y - h^2 A'_t h_{tx} Z_2^2 - h Z_2^2 (B h_{ty} - E_x))}{\sqrt{(B^2 + h^2 Z_2^2) (Z_2^2 - A_t'^2)}} \right]_{r_h} \\ J^y(r_h) &= - \left[\frac{T_b Z_1 (BA'_t E_x + h^2 A'_t h_{ty} Z_2^2 - h Z_2^2 (B h_{tx} + E_y))}{\sqrt{(B^2 + h^2 Z_2^2) (Z_2^2 - A_t'^2)}} \right]_{r_h}, \end{aligned} \quad (22)$$

$$\begin{aligned} \mathcal{Q}^x(r_h) &= \left[U^2 \partial_r \left(\frac{h h_{tx}}{U} \right) - A_t J^x \right]_{r_h} = [U(h' h_{tx} + h h'_{tx}) - U' h h_{tx} - A_t J^x]_{r_h}, \\ \mathcal{Q}^y(r_h) &= \left[U^2 \partial_r \left(\frac{h h_{ty}}{U} - A_t J^y \right) \right]_{r_h} = [U(h' h_{ty} + h h'_{ty}) - U' h h_{ty} - A_t J^y]_{r_h}. \end{aligned} \quad (23)$$

Moreover, the gauge potential at the horizon vanishes, in which case, the heat currents become

$$\mathcal{Q}^x(r_h) = -U'(r_h) h(r_h) h_{tx}(r_h), \quad \mathcal{Q}^y(r_h) = -U'(r_h) h(r_h) h_{ty}(r_h). \quad (24)$$

Behavior of h_{tx} and h_{ty} at the horizon: In order to calculate the currents in terms of the electric fields and the thermal gradients, we need to know the value of the metric fluctuations, h_{tx} and h_{ty} , at the horizon.

From the first two equations of eq(11) obeyed by the metric components h_{tx} and h_{ty} , it follows that at the horizon

$$\begin{aligned} h_{tx} \left[B^2 T_b \Omega + k^2 \psi \right] + B T_b \Omega E_y + T_b h \Omega A'_t (E_x - B h_{ty}) + \xi_x U_0 &= 0, \\ h_{ty} \left[B^2 T_b \Omega + k^2 \psi \right] + T_b \Omega h B A'_t h_{tx} - T_b \Omega (B E_x - h A'_t E_y) + \xi_y U_0 &= 0, \end{aligned} \quad (25)$$

where $\Omega = Z_1 Z_2^2 / \sqrt{(B^2 + h^2 Z_2^2)(Z_2^2 - A_t'^2)}$.

It is easy to solve the coupled algebraic equations and the solution reads as

$$\begin{aligned} h_{tx}(r_h) &= - \left[\frac{1}{[(B^2 T_b \Omega + k^2 \psi)^2 + B^2 T_b^2 h^2 \Omega^2 A_t'^2]} \left(E_x k^2 T_b \Omega h \psi A'_t + \xi_x U_0 (B^2 T_b \Omega + k^2 \psi) + \right. \right. \\ &\quad \left. \left. E_y B T_b \Omega (B^2 T_b \Omega + k^2 \psi + T_b \Omega h^2 A_t'^2) + \xi_y B T_b U_0 \Omega h A'_t \right) \right]_{r_h}, \\ h_{ty}(r_h) &= \left[\frac{1}{[B^2 T_b \Omega + k^2 \psi]^2 + B^2 T_b^2 h^2 \Omega^2 A_t'^2} \left(E_x B T_b \Omega (B^2 T_b \Omega + k^2 \psi + T_b \Omega h^2 A_t'^2) - \right. \right. \\ &\quad \left. \left. E_y k^2 T_b \Omega h \psi A'_t + \xi_x B T_b U_0 \Omega h A'_t - \xi_y U_0 (B^2 T_b \Omega + k^2 \psi) \right) \right]_{r_h}. \end{aligned} \quad (26)$$

It is easy to notice that in the zero momentum dissipation limit, the fluctuations of the metric components, h_{tx} and h_{ty} are finite at the horizon.

4 Currents in terms of electric fields and thermal gradients

Electrical current and heat current: Upon substituting the solution of $h_{tx}(r_h)$ and $h_{ty}(r_h)$ from eq(26) in the expression of the currents evaluated at the horizon, eq(22) and eq(24), we get

$$\begin{aligned} J^x(r_h) &= \sigma_{xx}(r_h) E_x + \sigma_{xy}(r_h) E_y + T_H \alpha_{xx}(r_h) \xi_x + T_H \alpha_{xy}(r_h) \xi_y, \\ J^y(r_h) &= \sigma_{yx}(r_h) E_x + \sigma_{yy}(r_h) E_y + T_H \alpha_{yx}(r_h) \xi_x + T_H \alpha_{yy}(r_h) \xi_y, \\ \mathcal{Q}^x(r_h) &= T_H \bar{\alpha}_{xx}(r_h) E_x + T_H \bar{\alpha}_{xy}(r_h) E_y + T_H \bar{\kappa}_{xx}(r_h) \xi_x + T_H \bar{\kappa}_{xy}(r_h) \xi_y, \\ \mathcal{Q}^y(r_h) &= T_H \bar{\alpha}_{yx}(r_h) E_x + T_H \bar{\alpha}_{yy}(r_h) E_y + T_H \bar{\kappa}_{yx}(r_h) \xi_x + T_H \bar{\kappa}_{yy}(r_h) \xi_y. \end{aligned} \quad (27)$$

This definition of conductivities can be related to [5] by identifying the parameter ξ_i with the temperature gradient as follows $T_H \xi_i = -\partial_i T_H$. The electrical conductivities are defined as the response of the electrical currents to the electric fields and reads as

$$\sigma_{xx}(r_h) = \sigma_{yy}(r_h) = \left[\frac{k^2 T_b \Omega h \psi (k^2 \psi + T_b \Omega (B^2 + h^2 A_t'^2))}{(B^2 T_b \Omega + k^2 \psi)^2 + B^2 T_b^2 \Omega^2 h^2 A_t'^2} \right]_{r_h}, \quad (28)$$

$$\begin{aligned} \sigma_{xy}(r_h) = -\sigma_{yx}(r_h) = & \left[\frac{B T_b \Omega A_t'}{Z_2^2 ((B^2 T_b \Omega + k^2 \psi)^2 + B^2 T_b^2 \Omega^2 h^2 A_t'^2)} \left((B^2 T_b \Omega + k^2 \psi)^2 \right. \right. \\ & \left. \left. + T_b \Omega h^2 [2k^2 Z_2^2 \psi + T_b \Omega (B^2 (Z_2^2 + A_t'^2) + Z_2^2 h^2 A_t'^2)] \right) \right]_{r_h}. \end{aligned} \quad (29)$$

The thermoelectric conductivities are defined as either the response of the electric currents to the thermal gradients or the response of the heat currents to the electric fields and are

$$\alpha_{xx}(r_h) = \alpha_{yy}(r_h) = \bar{\alpha}_{xx} = \bar{\alpha}_{yy} = \frac{1}{T_H} \left[\frac{k^2 T_b \Omega U_0 h^2 \psi A_t'}{(B^2 T_b \Omega + k^2 \psi)^2 + B^2 T_b^2 \Omega^2 h^2 A_t'^2} \right]_{r_h}, \quad (30)$$

$$\alpha_{xy}(r_h) = -\alpha_{yx}(r_h) = \bar{\alpha}_{xy} = -\bar{\alpha}_{yx} = \frac{1}{T_H} \left[\frac{B T_b \Omega U_0 h (k^2 \psi + T_b \Omega (B^2 + h^2 A_t'^2))}{(B^2 T_b \Omega + k^2 \psi)^2 + B^2 T_b^2 \Omega^2 h^2 A_t'^2} \right]_{r_h}. \quad (31)$$

The thermal conductivity is defined as the response of the heat current to the thermal gradient for zero electric current and reads as, $\kappa_{ij} = \bar{\kappa}_{ij} - T_H (\alpha \sigma^{-1} \alpha)_{ij}$, with

$$\bar{\kappa}_{xx}(r_h) = \bar{\kappa}_{yy}(r_h) = \frac{1}{T_H} \left[\frac{U_0^2 h (B^2 T_b \Omega + k^2 \psi)}{(B^2 T_b \Omega + k^2 \psi)^2 + B^2 T_b^2 \Omega^2 h^2 A_t'^2} \right]_{r_h}, \quad (32)$$

$$\bar{\kappa}_{xy}(r_h) = -\bar{\kappa}_{yx}(r_h) = \frac{1}{T_H} \left[\frac{B T_b \Omega U_0^2 h^2 A_t'}{(B^2 T_b \Omega + k^2 \psi)^2 + B^2 T_b^2 \Omega^2 h^2 A_t'^2} \right]_{r_h}. \quad (33)$$

This gives thermal conductivity as

$$\begin{aligned} \kappa_{xx}(r_h) = \kappa_{yy}(r_h) &= \left[\bar{\kappa}_{xx} - T_H \frac{((\alpha_{xx}^2 - \alpha_{xy}^2) \sigma_{xx} + 2\alpha_{xx} \alpha_{xy} \sigma_{xy})}{\sigma_{xx}^2 + \sigma_{xy}^2} \right]_{r_h} = \frac{U_0^2 h}{T_H T_b \Omega (B^2 + h^2 A_t'^2)} + \mathcal{O}(k^2), \\ \kappa_{xy}(r_h) = -\kappa_{yx}(r_h) &= \left[\bar{\kappa}_{xy} + T_H \frac{((\alpha_{xx}^2 - \alpha_{xy}^2) \sigma_{xy} - 2\alpha_{xx} \alpha_{xy} \sigma_{xx})}{\sigma_{xx}^2 + \sigma_{xy}^2} \right]_{r_h} \\ &= -\frac{B U_0^2 h^2 (Z_2^2 - A_t'^2)}{T_b T_H \Omega A_t' (B^2 + Z_2^2 h^2) (B^2 + h^2 A_t'^2)} + \mathcal{O}(k^2). \end{aligned} \quad (34)$$

4.1 Ratio of Transport quantities

If we define the Hall angle for electrical conductivity as $\frac{\sigma_{xy}}{\sigma_{xx}}$, then for the present case it reads as

$$\frac{\sigma_{xy}}{\sigma_{xx}} = \left[\frac{BA'_t}{Z_2^2 k^2 h \psi} \left((B^2 T_b \Omega + k^2 \psi)^2 + T_b \Omega h \left[2k^2 Z_2^2 \psi + T_b \Omega (B^2 (Z_2^2 + A_t'^2) + Z_2^2 h^2 A_t'^2) \right] \right) \right]_{r_h} \quad (35)$$

Similarly, for the thermoelectric case

$$\frac{\alpha_{xy}}{\alpha_{xx}} = \frac{B \left(k^2 \psi + T_b \Omega (B^2 + h^2 A_t'^2) \right)}{k^2 h \psi A_t'}. \quad (36)$$

Wiedemann-Franz relation: It says the ratio between the thermal conductivity with the temperature times the electrical conductivity is a constant for metal. Let us calculate such a ratio for the present case and reads as

$$\frac{\kappa_{xx}}{T_H \sigma_{xx}} = \left[\frac{\bar{\kappa}_{xx}}{T_H \sigma_{xx}} - \frac{((\alpha_{xx}^2 - \alpha_{xy}^2) \sigma_{xx} + 2\alpha_{xx} \alpha_{xy} \sigma_{xy})}{\sigma_{xx} (\sigma_{xx}^2 + \sigma_{xy}^2)} \right]_{r_h}. \quad (37)$$

The precise expression of such a ratio is not that very illuminating. However, in the zero momentum dissipation limit, it shows the singular behavior

$$\lim_{k^2 \rightarrow 0} \frac{\kappa_{xx}}{T_H \sigma_{xx}} = \frac{16\pi^2 B^2}{T_b \Omega \psi (B^2 + h^2 A_t'^2)} \frac{1}{k^2} + \frac{16\pi^2 B^4 h^2 (Z_2^2 - A_t'^2)^2}{T_b^2 \Omega^2 A_t'^2 (B^2 + h^2 A_t'^2)^2 (B^2 + h^2 Z_2^2)^2} + \mathcal{O}(k^2). \quad (38)$$

α_{xy}/B : It is reported in [5] that for cuprates the ratio α_{xy}/B in the small magnetic field limit goes as inverse fourth power of temperature, $\frac{\alpha_{xy}}{B} (B \rightarrow 0) \sim 1/T_H^4$. In our case, it goes as

$$\lim_{B \rightarrow 0} \alpha_{xy}/B \simeq \frac{4\pi T_b \Omega h}{k^4 \psi^2} (k^2 \psi + T_b \Omega h^2 A_t'^2) + \mathcal{O}(B)^3 \quad (39)$$

Nernst Coefficient: It is defined as the ratio of the electric field to the thermal gradient times the magnetic field, following [5] it reads as

$$\nu = \frac{1}{B} \left(\frac{\alpha_{xy} \sigma_{xx} - \alpha_{xx} \sigma_{xy}}{\sigma_{xx}^2 + \sigma_{xy}^2} \right). \quad (40)$$

This in the zero dissipation limit becomes

$$\lim_{k^2 \rightarrow 0} \nu \simeq \frac{4\pi h^2 \psi Z_2^2 (Z_2^2 - A_t'^2)}{T_b^2 \Omega^2 A_t'^2 (B^2 + h^2 Z_2^2)^2 (B^2 + h^2 A_t'^2)} k^2 + \mathcal{O}(k^3). \quad (41)$$

4.2 In terms of charge density, ρ

Let us rewrite the expressions of the conductivities in terms of the charge density, ρ , instead of A'_t that appear in eq(27), and it takes the following form

$$\begin{aligned}
\sigma_{xx} = \sigma_{yy} &= k^2 T_b \Omega h \psi \left[\frac{k^2 \rho^2 \psi + (B^2 + h^2 Z_2^2)(T_b \Omega \rho^2 + T_b \Omega B^2 Z_1^2 + k^2 Z_1^2 \psi)}{B^2 T_b^2 \rho^2 \Omega^2 h^2 Z_2^2 + (\rho^2 + B^2 Z_1^2 + h^2 Z_1^2 Z_2^2)(B^2 T_b \Omega + k^2 \psi)^2} \right], \\
\sigma_{xy} = -\sigma_{yx} &= \frac{B T_b \Omega \rho}{Z_2 \sqrt{\rho^2 + Z_1^2 (B^2 + h^2 Z_2^2)}} \times \\
&\left[\frac{1}{B^2 T_b^2 \rho^2 \Omega^2 h^2 Z_2^2 + (\rho^2 + B^2 Z_1^2 + h^2 Z_1^2 Z_2^2)(B^2 T_b \Omega + k^2 \psi)^2} \right] \times \\
&\left[T_b^2 \rho^2 \Omega^2 h^2 Z_2^2 (B^2 + h^2 Z_2^2) + T_b Z_2^2 \Omega h^2 (\rho^2 + B^2 Z_1^2 + h^2 Z_1^2 Z_2^2)(B^2 T_b \Omega + 2k^2 \psi) + \right. \\
&\left. (\rho^2 + B^2 Z_1^2 + h^2 Z_1^2 Z_2^2)(B^2 T_b \Omega + k^2 \psi)^2 \right], \\
T_H \alpha_{xx} = T_H \alpha_{yy} &= \frac{k^2 T_b U_0 \rho \Omega h^2 Z_2 \psi \sqrt{\rho^2 + Z_1^2 (B^2 + h^2 Z_2^2)}}{B^2 T_b^2 \rho^2 \Omega^2 h^2 Z_2^2 + (\rho^2 + B^2 Z_1^2 + h^2 Z_1^2 Z_2^2)(B^2 T_b \Omega + k^2 \psi)^2}, \\
T_H \alpha_{xy} = -T_H \alpha_{yx} &= \frac{B T_b U_0 \Omega h}{B^2 T_b^2 \rho^2 \Omega^2 h^2 Z_2^2 + (\rho^2 + B^2 Z_1^2 + h^2 Z_1^2 Z_2^2)(B^2 T_b \Omega + k^2 \psi)^2} \times \\
&\left[Z_1^2 (B^2 + h^2 Z_2^2)(B^2 T_b \Omega + k^2 \psi) + \rho^2 (T_b \Omega [B^2 + h^2 Z_2^2] + k^2 \psi) \right], \\
T_H \bar{\kappa}_{xx} = T_H \bar{\kappa}_{yy} &= \frac{U_0^2 h [\rho^2 + Z_1^2 (B^2 + h^2 Z_2^2)] (B^2 T_b \Omega + k^2 \psi)}{B^2 T_b^2 \rho^2 \Omega^2 h^2 Z_2^2 + (\rho^2 + B^2 Z_1^2 + h^2 Z_1^2 Z_2^2)(B^2 T_b \Omega + k^2 \psi)^2}, \\
T_H \bar{\kappa}_{xy} = -T_H \bar{\kappa}_{yx} &= \frac{B T_b U_0^2 h^2 \rho \Omega Z_2 \sqrt{\rho^2 + Z_1^2 (B^2 + h^2 Z_2^2)}}{B^2 T_b^2 \rho^2 \Omega^2 h^2 Z_2^2 + (\rho^2 + B^2 Z_1^2 + h^2 Z_1^2 Z_2^2)(B^2 T_b \Omega + k^2 \psi)^2}, \quad (42)
\end{aligned}$$

where $\Omega = \frac{Z_2}{(B^2 + h^2 Z_2^2)} \sqrt{\rho^2 + Z_1^2 (B^2 + h^2 Z_2^2)}$. All these expressions need to be evaluated at the horizon, r_h . It is easy to notice that the transport quantities depend on nine quantities. They are metric component, $h(r)$, couplings, Z_1, Z_2, ψ and parameters, $T_b, \rho, B, k, T_H = \frac{U_0}{4\pi}$.

Thermal conductivity: Let us recalculate the thermal conductivity, κ_{ij} , in terms of the charge density explicitly. In which case the result reads as

$$\begin{aligned}
\kappa_{xx}(r_h) &= \frac{16\pi^2 T_H h \left[T_b \rho^2 Z_2 \sqrt{\rho^2 + Z_1^2 (B^2 + h^2 Z_2^2)} + k^2 \psi (\rho^2 + h^2 Z_1^2 Z_2^2) \right]}{[2k^2 T_b \rho^2 Z_2 \psi \sqrt{\rho^2 + Z_1^2 (B^2 + h^2 Z_2^2)} + T_b^2 \rho^2 Z_2^2 (\rho^2 + B^2 Z_1^2) + k^4 \psi^2 (\rho^2 + h^2 Z_1^2 Z_2^2)]} \\
&\quad (43)
\end{aligned}$$

The right hand side need to be evaluated at the horizon. Let us calculate another quantity as defined in [24], $\kappa_L \equiv \bar{\kappa}_{xx} - T_H \alpha_{xx}^2 / \sigma_{xx}$. This quantity, κ_L , can be obtained from the thermal conductivity, κ_{xx} , in the vanishing limit of transverse electrical conductivity and the transverse thermoelectric conductivity, in which case, it takes the following form

$$\kappa_L(r_h) = \left[\frac{U_0^2 h \sqrt{\rho^2 + Z_1^2 (B^2 + h^2 Z_2^2)}}{T_H [T_b Z_2 (\rho^2 + B^2 Z_1^2) + k^2 \psi \sqrt{\rho^2 + Z_1^2 (B^2 + h^2 Z_2^2)}]} \right]_{r_h}. \quad (44)$$

Upon expanding it in the limit of small momentum dissipation, we get

$$\kappa_L(r_h) = \frac{U_0^2 h \sqrt{\rho^2 + Z_1^2 (B^2 + h^2 Z_2^2)}}{T_b T_H Z_2 (\rho^2 + B^2 Z_1^2)} - k^2 \frac{U_0^2 h \psi \left[\rho^2 + Z_1^2 (B^2 + h^2 Z_2^2) \right]}{T_b^2 T_H Z_2^2 (\rho^2 + B^2 Z_1^2)^2} + \mathcal{O}(k^4). \quad (45)$$

Once again the right hand side need to be evaluated at the horizon. It is easy to see that κ_{xx} and κ_L matches only for vanishing momentum dissipation.

At the horizon: It is easy to derive the differential equation obeyed by $U''(r)$. This follows from eq(7) with the dependence on the charge density and magnetic field as

$$U''(r) - \frac{T_b Z_2 (\rho^2 + B^2 Z_1^2)}{h \sqrt{\rho^2 + Z_1^2 (B^2 + h^2 Z_2^2)}} + \frac{[U h^2 \phi'^2 - 2k^2 h \psi - U h'^2]}{2h^2} = 0. \quad (46)$$

At the horizon the exact form of κ_L as written in eq(44) can be re-written in terms of the function $U''(r)$ at the horizon as

$$\kappa_L = \frac{U_0^2}{T_H U''(r_h)} = \frac{4\pi U_0}{U''(r_h)} = \frac{4\pi U'(r_h)}{U''(r_h)}. \quad (47)$$

In getting the second equality, we have used $U_0 = 4\pi T_H$. This precisely matches with that obtained in [24].

Lim $_{k^2 \rightarrow 0} \kappa_{xx}$: In the limit of vanishing momentum dissipation, the longitudinal component of the thermal conductivity, $\kappa_{xx}(r_h)$ can be expressed completely in terms of the metric components evaluated at the horizon in that limit. From eq(46), it follows in the vanishing momentum dissipation limit at the horizon

$$U''(r_h, k^2 = 0) = \left[\frac{T_b Z_2 (\rho^2 + B^2 Z_1^2)}{h \sqrt{\rho^2 + Z_1^2 (B^2 + h^2 Z_2^2)}} \right]_{r_h} \quad (48)$$

Then it follows

$$\begin{aligned}
\lim_{k^2 \rightarrow 0} \kappa_{xx}(r_h) &\equiv \kappa_{xx}(r_h, k^2 = 0) = \left[\frac{U_0^2 h \sqrt{\rho^2 + Z_1^2 (B^2 + h^2 Z_2^2)}}{T_b T_H Z_2 (\rho^2 + B^2 Z_1^2)} \right]_{r_h} \\
&= \frac{U_0^2}{T_H U''(r_h, k^2 = 0)} = \frac{4\pi U'(r_h)}{U''(r_h, k^2 = 0)}, \tag{49}
\end{aligned}$$

where the function, $U''(r_h, k^2 = 0)$, means $U''(r)$ need to be evaluated at the horizon in the limit of vanishing momentum dissipation.

Wiedmann-Franz relation: The explicit form of the ratio $L_{xx} \equiv \frac{\kappa_{xx}}{T_H \sigma_{xx}}$ takes a very complicated form and is very difficult to draw any conclusion from it. The graph for $\frac{\kappa_{xx}}{T_H}$, $L_{xx} \equiv \frac{\kappa_{xx}}{T_H \sigma_{xx}}$ and $L_{xy} \equiv \frac{\kappa_{xy}}{T_H \sigma_{xy}}$ versus charge density, ρ , by fixing other parameters is plotted in fig(1). It is easy to notice that both $\frac{\kappa_{xx}}{T_H}$, $L_{xx} \equiv \frac{\kappa_{xx}}{T_H \sigma_{xx}}$ are positive for both positive and negative charge density. It means it is an even function of charge density, which also follows from eq(42) and eq(43). A similar looking graph of L_{xx} for Einstein-Maxwell-dilaton-axion system is reported in [35].

The form of transverse thermal conductivity takes the following form:

$$\kappa_{xy}(r_h) = - \frac{16\pi^2 T_H B T_b \rho h^2 Z_1^2 Z_2^2}{2k^2 T_b \rho^2 Z_2 \psi \sqrt{\rho^2 + Z_1^2 (B^2 + h^2 Z_2^2)} + T_b^2 \rho^2 Z_2^2 (\rho^2 + B^2 Z_1^2) + k^4 \psi^2 (\rho^2 + h^2 Z_1^2 Z_2^2)}. \tag{50}$$

Hence, it follows that the quantity $L_{xy} \equiv \frac{\kappa_{xy}}{T_H \sigma_{xy}}$ is an even function in charge density but takes negative values and is plotted in fig(1).

5 Sketch of the transport quantities

Let us re-express the transport quantities using a different set of parameters. The new set of parameters, $(B_1, h_1, \Omega_1, k_1)$, are related to the old set of parameters, (B, h, Ω, k) , in the following way

$$B = \frac{\rho}{Z_1} B_1, \quad h = \frac{\rho}{Z_1 Z_2} h_1, \quad k = \sqrt{\frac{T_b \rho Z_2 \Omega_1}{\psi}} k_1, \quad \Omega = \frac{Z_1^2 Z_2}{\rho} \Omega_1, \quad \Omega_1 = \frac{\sqrt{1 + B_1^2 + h_1^2}}{B_1^2 + h_1^2}. \tag{51}$$

With such redefinition, the background charge density, ρ , can be completely absorbed in the new set of parameters in such a way that it does not appear explicitly in the transport

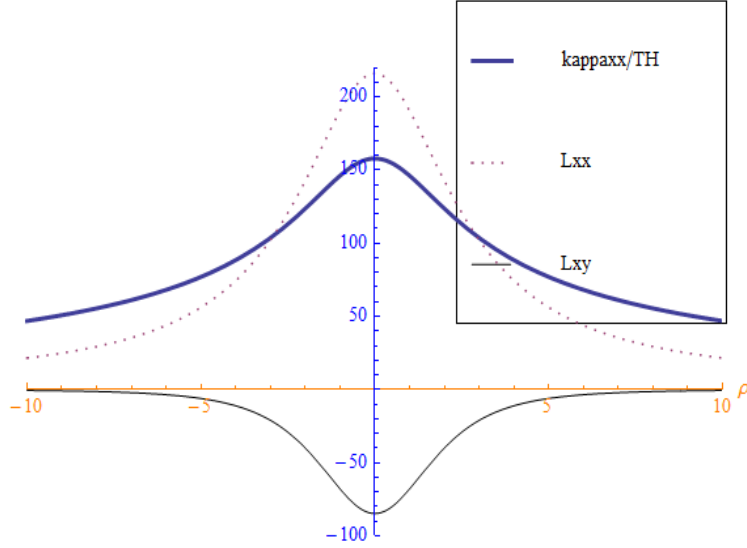


Figure 1: The figure is plotted for $\frac{\kappa_{xx}}{T_H}$, $L_{xx} \equiv \frac{\kappa_{xx}}{T_H \sigma_{xx}}$ and $L_{xy} \equiv \frac{\kappa_{xy}}{T_H \sigma_{xy}}$ versus the charge density, ρ . Moreover, the parameters are fixed as $B = k = 2 = r_h$ and $Z_1 = Z_2 = T_b = \psi = 1$ with $h(r_h) = r_h^2$.

quantities³ like electrical conductivity, thermoelectric conductivity and the thermal conductivity. Moreover, with our choice of $\lambda = 1$, the new set of parameters are dimensionless. In which case, the transport quantities reads at the horizon as

$$\begin{aligned}
\tilde{\sigma}_{xx} &\equiv \frac{\sigma_{xx}}{T_b Z_1} = k_1^2 h_1 \Omega_1 \left[\frac{k_1^2 + (B_1^2 + h_1^2)(1 + B_1^2 + k_1^2)}{B_1^2 h_1^2 + (1 + B_1^2 + h_1^2)(B_1^2 + k_1^2)^2} \right], \\
\tilde{\sigma}_{xy} &\equiv \frac{\sigma_{xy}}{T_b Z_1} \\
&= \frac{B_1 \Omega_1}{\sqrt{1 + B_1^2 + h_1^2}} \left[\frac{h_1^2 (B_1^2 + h_1^2) + (1 + B_1^2 + h_1^2) [h_1^2 (B_1^2 + 2k_1^2) + (B_1^2 + k_1^2)^2]}{B_1^2 h_1^2 + (1 + B_1^2 + h_1^2)(B_1^2 + k_1^2)^2} \right], \\
\tilde{\alpha}_{xx} &\equiv \frac{\alpha_{xx} Z_2}{4\pi} = k_1^2 h_1^2 \left[\frac{\sqrt{1 + B_1^2 + h_1^2}}{B_1^2 h_1^2 + (1 + B_1^2 + h_1^2)(B_1^2 + k_1^2)^2} \right], \\
\tilde{\alpha}_{xy} &\equiv \frac{\alpha_{xy} Z_2}{4\pi} = B_1 h_1 \left[\frac{(B_1^2 + h_1^2)(B_1^2 + k_1^2) + (B_1^2 + h_1^2 + k_1^2)}{B_1^2 h_1^2 + (1 + B_1^2 + h_1^2)(B_1^2 + k_1^2)^2} \right], \\
\tilde{\bar{\kappa}}_{xx} &\equiv \frac{Z_1 Z_2^2 T_b \bar{\kappa}_{xx}}{16\pi^2 T_H} = \frac{h_1}{\Omega_1} \left[\frac{(1 + B_1^2 + h_1^2)(B_1^2 + k_1^2)}{B_1^2 h_1^2 + (1 + B_1^2 + h_1^2)(B_1^2 + k_1^2)^2} \right],
\end{aligned}$$

³For zero charge density, we need to use eq(42) so as to understand its effect on the transport quantities.

$$\tilde{\kappa}_{xy} \equiv \frac{Z_1 Z_2 T_b}{16\pi^2 T_H} \bar{\kappa}_{xy} = \frac{B_1 h_1^2}{\Omega_1} \left[\frac{\sqrt{1 + B_1^2 + h_1^2}}{B_1^2 h_1^2 + (1 + B_1^2 + h_1^2)(B_1^2 + k_1^2)^2} \right]. \quad (52)$$

This gives the longitudinal and the transverse thermal conductivities as

$$\begin{aligned} \tilde{\kappa}_{xx} &\equiv \frac{Z_1 Z_2 T_b}{16\pi^2 T_H} \kappa_{xx} = \tilde{\kappa}_{xx} - \frac{(\tilde{\alpha}_{xx}^2 - \tilde{\alpha}_{xy}^2)\tilde{\sigma}_{xx} + 2\tilde{\alpha}_{xx}\tilde{\alpha}_{xy}\tilde{\sigma}_{xy}}{\tilde{\sigma}_{xx}^2 + \tilde{\sigma}_{xy}^2}, \\ \tilde{\kappa}_{xy} &\equiv \frac{Z_1 Z_2 T_b}{16\pi^2 T_H} \kappa_{xy} = \tilde{\kappa}_{xy} + \frac{(\tilde{\alpha}_{xx}^2 - \tilde{\alpha}_{xy}^2)\tilde{\sigma}_{xy} - 2\tilde{\alpha}_{xx}\tilde{\alpha}_{xy}\tilde{\sigma}_{xx}}{\tilde{\sigma}_{xx}^2 + \tilde{\sigma}_{xy}^2}. \end{aligned} \quad (53)$$

Transport quantities: For the computation and sketch of the transport quantities at the horizon, the function $h_1(r_h)$ is set as r_h^2 , which is expected for AdS spacetime with an exception for AdS_2 spacetime. Note, r_h denotes dimensionless horizon only for this section.

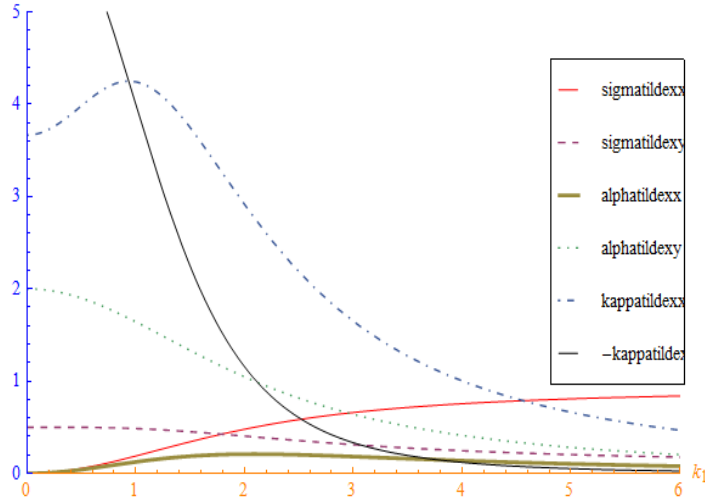


Figure 2: The figure is plotted for the transport quantities versus the modified dissipation parameter, k_1 . Moreover, the parameters are fixed as $B_1 = 2 = r_h$. The notation is $\text{sigmatildexx}=\tilde{\sigma}_{xx}$, $\text{sigmatildexy}=\tilde{\sigma}_{xy}$, $\text{alphantildexx}=\tilde{\alpha}_{xx}$, $\text{alphantildexy}=\tilde{\alpha}_{xy}$, $\text{kappatildexx}=\tilde{\kappa}_{xx}$, $\text{kappatildexy}=\tilde{\kappa}_{xy}$.

It follows from the figure Fig(2) that the longitudinal electrical conductivity, $\tilde{\sigma}_{xx}$, and the longitudinal component of the thermoelectric conductivity, $\tilde{\alpha}_{xx}$, vanishes for vanishing dissipation, for fixed B_1 and r_h . This is mainly due to the fact that the electric current and

the heat current along that direction vanishes for vanishing dissipation. However, the rest of the transport quantities remains non-zero for vanishing dissipation.

Instead of fixing the modified magnetic field, B_1 , and the size of the horizon, r_h , if we fix the modified dissipation parameter, k_1 , and the size of the horizon, the transport quantities are plotted in figure Fig(3). It follows that the transverse electrical conductivity (Hall conductivity), $\tilde{\sigma}_{xy}$, transverse thermoelectric conductivity, $\tilde{\alpha}_{xy}$ and the transverse thermal conductivity $\tilde{\kappa}_{xy}$ vanishes for vanishing modified magnetic field, B_1 . This is due to the fact that the electric current as well as the heat current vanishes along that direction for vanishing B_1 .

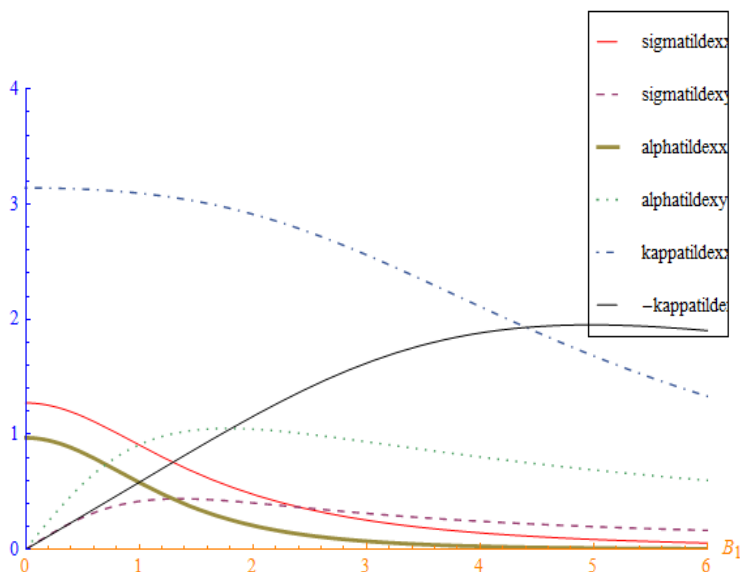


Figure 3: The figure is plotted for the transport quantities versus the modified magnetic field parameter, B_1 . Moreover, the parameters are fixed as $k_1 = 2 = r_h$. The notation is $\text{sigmatildexx}=\tilde{\sigma}_{xx}$, $\text{sigmatildexy}=\tilde{\sigma}_{xy}$, $\text{alphatildexx}=\tilde{\alpha}_{xx}$, $\text{alphatildexy}=\tilde{\alpha}_{xy}$, $\text{kappatildexx}=\tilde{\kappa}_{xx}$, $\text{kappatildexy}=\tilde{\kappa}_{xy}$.

If we fix the modified magnetic field, B_1 , and the modified dissipation parameter, k_1 , then the sketch of the transport quantities is given in figure fig(4).

5.1 Transport quantities in different limits:

In what follows, the discussion will be performed using the following set of parameters, (B, h, Ω, k) .

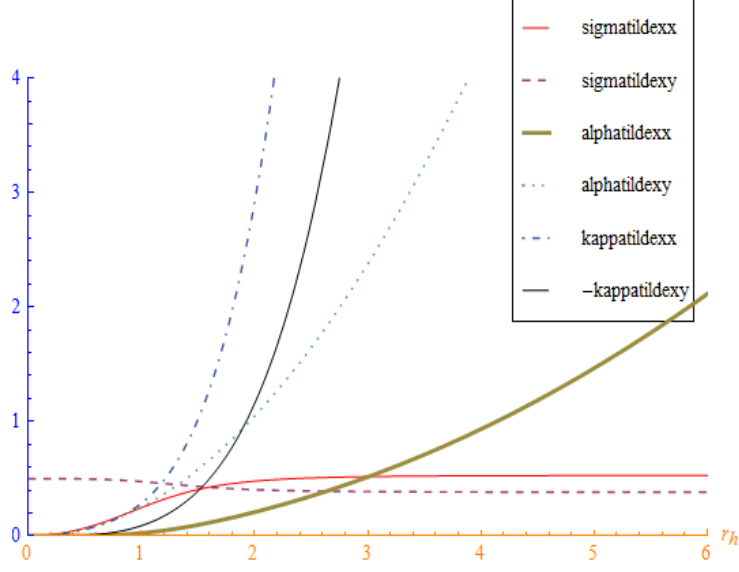


Figure 4: The figure is plotted for the transport quantities versus the size of the horizon, r_h . Moreover, the parameters are fixed as $k_1 = 2 = B_1$. The notation is $\text{sigmatildexx}=\tilde{\sigma}_{xx}$, $\text{sigmatildexy}=\tilde{\sigma}_{xy}$, $\text{alphatildexx}=\tilde{\alpha}_{xx}$, $\text{alphatildexy}=\tilde{\alpha}_{xy}$, $\text{kappatildexx}=\tilde{\kappa}_{xx}$, $\text{kappatildexy}=\tilde{\kappa}_{xy}$.

Transport quantities for zero charge density, $\rho = 0$, limit: In this limit the transport quantities takes the following form

$$\begin{aligned}
\sigma_{xx}^{-1} &= \frac{\sqrt{B^2 + h^2 Z_2^2}}{Z_1 Z_2 T_b h} + \frac{B^2}{k^2 h \psi}, \quad \sigma_{xy} = 0, \quad \alpha_{xx} = 0, \\
T_H^{-1} \alpha_{xy}^{-1} &= \frac{B}{U_0 h} + \frac{k^2 \psi}{B T_b U_0 \Omega h} = \frac{B}{U_0 h} + \frac{k^2 \psi}{B T_b U_0 h} \frac{\sqrt{B^2 + h^2 Z_2^2}}{Z_1 Z_2} \\
T_H^{-1} \bar{\kappa}_{xx}^{-1} &= \frac{B^2 T_b}{U_0^2 h} \frac{Z_1 Z_2}{\sqrt{B^2 + h^2 Z_2^2}} + \frac{k^2 \psi}{U_0^2 h}, \quad \bar{\kappa}_{xy} = 0.
\end{aligned} \tag{54}$$

It is easy to notice that there occurs two types of term in the inverse of the transport quantities. One term is independent of the dissipation parameter k and the other term depends on it. Note, the separation is possible only for the inverse of the transport quantities but not for the transport quantities. So, for the transport quantities there does not exist any clear cut separation of its dependence on the dissipation parameter and the magnetic field.

The way these terms arise can be understood as follows. From the electric currents

as written down in eq(22), it follows that there are four terms that contribute to electric currents both along x and y direction. For example, the contribution to the electric current along x-direction in the absence of (background) charge density is due to the electric field, E_x and due to the ty component of the metric fluctuation. The latter essentially arises at the horizon mainly due to an in-falling boundary condition at the horizon, which creates an electric field along x-direction and a thermal gradient along y-direction.

Hence, the total electric current along x-direction is due to an electric field produced by particle-hole pair and another contribution of an electric field along x-direction comes due to momentum dissipation and presence of background magnetic field, whereas the thermal gradient contributes only along y-direction.

Transport quantities for zero magnetic field, $B = 0$, limit: In this limit, the transport quantities take the following form:

$$\begin{aligned}\sigma_{xx} &= \frac{T_b}{hZ_2} \sqrt{\rho^2 + h^2 Z_1^2 Z_2^2} + \frac{\rho^2}{k^2 h \psi}, & \sigma_{xy} &= 0, & \alpha_{xx} &= \frac{T_b U_0 \rho}{T_H k^2 \psi}, \\ \alpha_{xy} &= 0, & \bar{\kappa}_{xx} &= \frac{U_0^2 h}{T_H k^2 \psi}, & \bar{\kappa}_{xy} &= 0.\end{aligned}\tag{55}$$

For the transport quantities, there does exist a clear cut separation between the contribution due to charge conjugation symmetric term and contribution due to dissipation. The Hall conductivity vanishes for zero magnetic field. This is simply due to non-existence of a current in the direction perpendicular to the direction of electric field. Similarly, there is no electric current in the direction perpendicular to the direction of thermal gradient. The longitudinal component of the thermoelectric conductivity and $\bar{\kappa}_{xx}$ is purely due to dissipation.

Transport quantities for zero momentum dissipation, $k = 0$, limit: In this limit, the transport quantities take the following form:

$$\begin{aligned}\sigma_{xx} &= \frac{h\psi}{B^2} k^2 + \mathcal{O}(k^4), & \sigma_{xy} &= \frac{T_b \rho}{B} - \mathcal{O}(k^4), & \alpha_{xx} &= \frac{U_0 \rho h^2 \psi k^2}{T_H T_b B^2 (\rho^2 + B^2 Z_1^2)} + \mathcal{O}(k^4), \\ \alpha_{xy} &= \frac{U_0 h}{T_H B} + \mathcal{O}(k^2), & \bar{\kappa}_{xx} &= \frac{U_0^2 h \sqrt{\rho^2 + Z_1^2 (B^2 + h^2 Z_2^2)}}{T_H T_b Z_2 (\rho^2 + B^2 Z_1^2)} + \mathcal{O}(k^2), \\ \bar{\kappa}_{xy} &= \frac{U_0^2 \rho h^2}{T_H T_b B (\rho^2 + B^2 Z_1^2)} + \mathcal{O}(k^2).\end{aligned}\tag{56}$$

In the situation for which there is no dissipation implies the absence of the electric current in the direction of the electric field as well as in the direction of the thermal gradient. It means the longitudinal component of electrical conductivity as well as the longitudinal component

of the thermoelectric conductivity vanishes. However, there exists an electric current in a direction perpendicular to the direction of electric field and thermal gradient. Hence, the transverse electrical conductivity as well as the transverse thermoelectric conductivity are non-zero.

Transport quantities for very high dissipation, $k = \infty$, limit: In the limit of very high dissipation but with finite charge density and magnetic field, the transport quantities take the following form:

$$\begin{aligned}
\sigma_{xx} &= \frac{T_b h Z_2 \sqrt{\rho^2 + Z_1^2 (B^2 + h^2 Z_2^2)}}{B^2 + h^2 Z_2^2} + \mathcal{O}(1/k^2), & \sigma_{xy} &= \frac{T_b \rho B}{B^2 + h^2 Z_2^2} + \mathcal{O}(1/k^2), \\
\alpha_{xx} &= \frac{T_b U_0 \rho h^2 Z_2^2}{T_H \psi (B^2 + h^2 Z_2^2) k^2} + \mathcal{O}(1/k^4), & \alpha_{xy} &= \frac{B T_b U_0 h Z_2 \sqrt{\rho^2 + Z_1^2 (B^2 + h^2 Z_2^2)}}{T_H (B^2 + h^2 Z_2^2) \psi k^2} + \mathcal{O}(1/k^4), \\
\bar{\kappa}_{xx} &= \frac{U_0^2 h}{T_H \psi k^2} + \mathcal{O}(1/k^4), & \bar{\kappa}_{xy} &= \frac{T_b B U_0^2 \rho h^2 Z_2^2}{T_H (B^2 + h^2 Z_2^2) \psi^2 k^4} + \mathcal{O}(1/k^6).
\end{aligned} \tag{57}$$

This is simply due to the fact that the fluctuation of the metric components at the horizon vanishes, in particular, it goes as $1/k^2$. Hence, the total electric current along a particular direction is due to an electric field along the same direction and an electric field in the perpendicular direction. This explains the non-vanishing behavior of the longitudinal electrical conductivity as well as the transverse electrical conductivity. The thermal gradients does not contribute to the electric currents.

6 Example at UV

Let us find an exact solution of the system as written down in eq(1) in a very specific case, i.e., for the asymptotically AdS solution with constant dilaton, non-zero axion and study its transport properties. In particular, we make the choice as

$$\begin{aligned}
\phi(r) &= \phi_0, & V(\phi) &= 0, & W_1(\phi) &= W_2(\phi) = 1, & Z_1(\phi) &= Z_2(\phi) = 1 \\
h(r) &= \frac{r^2}{R^2}, & U(r) &= \frac{r^2}{R^2} f(r), & \chi_1 &= k x, & \chi_2 &= k y,
\end{aligned} \tag{58}$$

where R is the AdS radius. It is easy to see that the equation of motion for the dilaton and axion are satisfied. The equation of motion associated to the metric components gives one first order differential equation for $f(r)$ and one second order differential equation for $f(r)$. It reads as

$$r f''(r) + 6f'(r) + \frac{2R^2 \Lambda}{r} + \frac{6f(r)}{r} + T_b \frac{r R^2}{\sqrt{r^4 + R^4(\rho^2 + B^2)}} = 0,$$

$$r f'(r) + 3f(r) + \Lambda R^2 + \frac{k^2 R^4}{2r^2} + T_b R^2 \frac{\sqrt{r^4 + R^4(\rho^2 + B^2)}}{2r^2} = 0. \quad (59)$$

In fact, it is easy to check that these two differential equations are not independent of each other. The solution of the differential equation reads in terms of the Hypergeometric function, ${}_2F_1 [a, b, c, x]$, as

$$f(r) = \frac{c_1}{r^3} - \frac{\Lambda R^2}{3} + \frac{k^2 R^4}{2r^2} - T_b R^2 \frac{\sqrt{r^4 + R^4(\rho^2 + B^2)}}{6r^2} - T_b \frac{R^4 \sqrt{\rho^2 + B^2}}{3r^2} {}_2F_1 \left[\frac{1}{2}, \frac{1}{4}, 1 + \frac{1}{4}, -\frac{r^4}{R^4(\rho^2 + B^2)} \right], \quad (60)$$

where c_1 is the constant of integration. The effect of the momentum dissipation, k , appears in the metric through the function $f(r)$. Now, the gauge field has the following structure

$$A'_t = \frac{\rho R^2}{\sqrt{r^4 + R^4(\rho^2 + B^2)}}. \quad (61)$$

Hawking Temperature: The Hawking temperature, T_H , for such a solution reads as

$$T_H = -\frac{r_h}{8\pi} \left[2\Lambda + \frac{k^2 R^2}{r_h^2} + \frac{T_b}{r_h^2} \sqrt{r_h^4 + R^4(\rho^2 + B^2)} \right]. \quad (62)$$

It is generally very difficult to solve such an equation and read out the size of the horizon, r_h , in terms of the temperature, T_H . However, in the low temperature limit, $T_H \rightarrow 0$, the solution of the size of the horizon admits a Taylor series expansion like

$$r_h = r_0 + r_1 T_H + \mathcal{O}(T_H)^2, \quad (63)$$

where r_0 and r_1 are independent of temperature. In fact, there exists two different choices of r_0 and r_1 , which is fixed by the value of the tension of the brane, T_b .

Choice $T_b^2 \neq 4\Lambda^2$: The choice of the quantities for this case are

$$r_0 = \sqrt{\frac{2k^2 R^2 \Lambda \mp \sqrt{R^4 T_b^2 [k^4 - (T_b^2 - 4\Lambda^2)(\rho^2 + B^2)]}}{T_b^2 - 4\Lambda^2}},$$

$$r_1 = \left(\frac{4\pi}{R^2(T_b^2 - 4\Lambda^2) [k^4 - (T_b^2 - 4\Lambda^2)(\rho^2 + B^2)]} \right) \times \left[2k^4 R^2 \Lambda - 2R^2 \Lambda (T_b^2 - 4\Lambda^2)(\rho^2 + B^2) \mp k^2 \sqrt{R^4 T_b^2 [k^4 - (T_b^2 - 4\Lambda^2)(\rho^2 + B^2)]} \right]. \quad (64)$$

Choice $T_b^2 = 4\Lambda^2$: For this choice the quantities are

$$r_0 = \mp \frac{R}{2k} \sqrt{\frac{T_b^4(\rho^2 + B^2) - k^4}{\Lambda}}, \quad r_1 = -\frac{\pi}{k^4 \Lambda} [T_b^4(\rho^2 + B^2) + k^4]. \quad (65)$$

It is interesting to note that for a such choice of the tension of brane, $T_b^2 = 4\Lambda^2$, one cannot take the zero dissipation limit, $k^2 \neq 0$.

6.1 In the low temperature limit: $T_H \rightarrow 0$

We shall write the explicit structure of the transport quantities in the zero temperature limit. In fact, it is not easy and very elegant to see the full temperature dependence of the transport quantities. So, we shall be looking at the zero temperature limit of it.

$$\sigma_{xx} = \sigma_{yy} = \begin{cases} \frac{r_0^2}{B^2 R^2} k^2 + 2 \frac{r_0 r_1}{B^2 R^2} k^2 T_H + \mathcal{O}(k^4, T_H^2) & \text{in the } k^2 \rightarrow 0 \text{ limit} \\ \frac{r_0^2 T_b \sqrt{R^4(\rho^2 + B^2) + r_0^4}}{B^2 R^4 + r_0^4} + \\ 2 \frac{R^4 r_0 r_1 T_b [B^4 R^4 - r_0^4 \rho^2 + B^2 (r_0^4 + R^4 \rho^2)]}{(B^2 R^4 + r_0^4)^2 \sqrt{R^4(\rho^2 + B^2) + r_0^4}} T_H + \mathcal{O}(1/k^2, T_H^2) & \text{In the } k^2 \rightarrow \infty \text{ limit.} \end{cases} \quad (66)$$

$$\sigma_{xy} = -\sigma_{yx} = \begin{cases} \frac{T_b \rho}{B} - \frac{r_0^4 \rho k^4}{B^3 R^4 T_b (B^2 + \rho^2)} - 4 \frac{r_0^3 r_1 \rho k^4}{B^3 R^4 T_b (\rho^2 + B^2)} T_H + \mathcal{O}(k^6, T_H^2) & \text{in the } k^2 \rightarrow 0 \text{ limit} \\ \frac{B R^4 T_b \rho}{(B^2 R^4 + r_0^4)} - 4 \frac{B R^4 r_0^3 r_1 T_b \rho}{(B^2 R^4 + r_0^4)^2} T_H + \mathcal{O}(1/k^2, T_H^2) & \text{In the } k^2 \rightarrow \infty \text{ limit.} \end{cases} \quad (67)$$

$$\alpha_{xx} = \alpha_{yy} = \begin{cases} \frac{4\pi r_0^4 \rho k^2}{B^2 R^4 T_b (B^2 + \rho^2)} + \frac{16\pi r_0^3 r_1 \rho k^2}{B^2 R^4 T_b (B^2 + \rho^2)} T_H + \mathcal{O}(k^4, T_H^2) & \text{in the } k^2 \rightarrow 0 \text{ limit} \\ \frac{4\pi r_0^4 \rho T_b}{(B^2 R^4 + r_0^4) k^2} + \frac{16\pi B^2 R^4 r_0^3 r_1 \rho T_b}{(B^2 R^4 + r_0^4)^2 k^2} T_H + \mathcal{O}(1/k^4, T_H^2) & \text{In the } k^2 \rightarrow \infty \text{ limit.} \end{cases} \quad (68)$$

$$\alpha_{xy} = -\alpha_{yx} = \begin{cases} \frac{4\pi r_0^2}{BR^2} + \frac{8\pi r_0 r_1}{BR^2} T_H + O(k^2, T_H^2) & \text{in the } k^2 \rightarrow 0 \text{ limit} \\ \frac{4\pi B r_0^2 T_b \sqrt{r_0^4 + R^4(\rho^2 + B^2)}}{(B^2 R^4 + r_0^4) k^2} + \\ \frac{8\pi B R^4 r_0 r_1 T_b (B^2 R^4 - r_0^4 \rho^2 + B^2 (r_0^4 + R^4 \rho^2))}{(B^2 R^4 + r_0^4)^2 k^2 \sqrt{r_0^4 + R^4(\rho^2 + B^2)}} T_H + O(1/k^4, T_H^2) & \text{In the } k^2 \rightarrow \infty \text{ limit.} \end{cases} \quad (69)$$

$$\bar{\kappa}_{xx} = \bar{\kappa}_{yy} = \begin{cases} \frac{16\pi^2 r_0^2 \sqrt{r_0^4 + R^4(\rho^2 + B^2)}}{R^4 T_b (B^2 + \rho^2)} T_H + O(k^2, T_H) & \text{in the } k^2 \rightarrow 0 \text{ limit} \\ \frac{16\pi^2 r_0^2}{R^2 k^2} T_H + O(1/k^4, T_H^2) & \text{In the } k^2 \rightarrow \infty \text{ limit.} \end{cases} \quad (70)$$

$$\bar{\kappa}_{xy} = -\bar{\kappa}_{yx} = \begin{cases} \frac{16\pi^2 r_0^4 \rho}{B R^4 T_b (B^2 + \rho^2)} T_H + O(k^2, T_H^2) & \text{in the } k^2 \rightarrow 0 \text{ limit} \\ \frac{16\pi^2 B \rho T_b r_0^4}{(B^2 R^4 + r_0^4) k^4} T_H + O(1/k^6, T_H^2) & \text{In the } k^2 \rightarrow \infty \text{ limit.} \end{cases} \quad (71)$$

One of the interesting observation is that in the absence of any charge density, $\rho \rightarrow 0$, the off diagonal component of the electrical and thermal conductivity vanishes whereas the thermoelectric conductivity does not vanish, which is in agreement with the result shown in eq(54).

From the result of the computation, it follows that the transport quantities can be written in the low temperature limit for AdS_4 solution as follows:

$$\begin{aligned} \sigma_{xx} &= \sigma_{yy} = \sigma_0 + \sigma_1 T_H, & \sigma_{xy} &= -\sigma_{yx} = \sigma_2 + \sigma_3 T_H, \\ \alpha_{xx} &= \alpha_{yy} = \alpha_0 + \alpha_1 T_H, & \alpha_{xy} &= -\alpha_{yx} = \alpha_2 + \alpha_3 T_H, \\ \kappa_{xx} &= \kappa_{yy} = \kappa_0 T_H, & \kappa_{xy} &= -\kappa_{yx} = \kappa_1 T_H, \end{aligned} \quad (72)$$

where σ_i , α_i , κ_i are independent of temperature. Given the results for electrical, thermoelectric and thermal conductivities at low temperature, the Wiedemann-Franz relation takes the following form

$$\text{Lim}_{T_H \rightarrow 0} \frac{\kappa_{xx}}{T_H \sigma_{xx}} = \frac{\kappa_0}{\sigma_0}, \quad \text{Lim}_{T_H \rightarrow 0} \frac{\kappa_{xy}}{T_H \sigma_{xy}} = \frac{\kappa_1}{\sigma_2}. \quad (73)$$

7 Example at IR

Let us study another example but at IR. In order to construct such a solution at IR, namely, $AdS_2 \times R^2$, the choice of the functions are

$$Z_1(\phi) = z_1, \quad Z_2(\phi) = z_2, \quad h(r) = L^2, \quad V(\phi) = 0, \quad \phi(r) = 0, \quad \psi(r) = \psi_0, \quad (74)$$

where z_1 , z_2 , ψ_0 and L^2 are constants. The function

$$U(r) = \frac{r^2}{R_2^2} \left(1 - \frac{r_h}{r}\right), \quad F = \frac{\rho z_2}{\sqrt{\rho^2 + z_1^2(B^2 + L^4 z_2^2)}} dr \wedge dt + B dx \wedge dy. \quad (75)$$

In which case, it is easy to see that the equation of motion of the scalar field eq(4) gets satisfied automatically. The equation of motion of the metric components eq(7) gives

$$\begin{aligned} 2\Lambda L^2 + k^2 \psi_0 + T_b z_2 \sqrt{\rho^2 + z_1^2(B^2 + L^4 z_2^2)} &= 0, \\ 2\Lambda R_2^2 + 2 + T_b L^2 R_2^2 \frac{z_1^2 z_2^3}{\sqrt{\rho^2 + z_1^2(B^2 + L^4 z_2^2)}} &= 0. \end{aligned} \quad (76)$$

The solution is

$$\Lambda = -\frac{1}{R_2^2} - T_b \frac{L^2 z_1^2 z_2^3}{2\sqrt{\rho^2 + z_1^2(B^2 + L^4 z_2^2)}}, \quad \psi_0 = \frac{2L^2}{k^2 R_2^2} - T_b \frac{z_2(\rho^2 + B^2 z_1^2)}{k^2 \sqrt{\rho^2 + z_1^2(B^2 + L^4 z_2^2)}}. \quad (77)$$

The Hawking temperature for the present case reads as $T_H = r_h/(4\pi R_2^2)$. Moreover, the electrical and thermal transport quantities behave in the following manner

$$\sigma_{xx} = \text{constant}, \quad \sigma_{xy} = \text{constant}, \quad \alpha_{xx} = \text{constant}, \quad \alpha_{xy} = \text{constant}, \quad \bar{\kappa}_{xx} \sim T_H, \quad \bar{\kappa}_{xy} \sim T_H. \quad (78)$$

Here constant means they are independent of temperature but depends on charge density and magnetic field. So, the thermal conductivity goes linear with temperature, $\kappa_{ij} \sim T_H$. It just follows that

$$\frac{\kappa_{xx}}{T_H \sigma_{xx}} = \text{constant}, \quad \frac{\kappa_{xy}}{T_H \sigma_{xy}} = \text{constant}. \quad (79)$$

It means the ratio of the longitudinal(transverse) component of the thermal conductivity with the temperature times the longitudinal(transverse) electrical conductivity respects⁴ the Wiedemann-Franz relation.

In order to have a feeling of the Hall-Lorentz ratio at IR i.e., with respect to the $AdS_2 \times R^2$ solution, we have plotted it in Fig(5). It follows from the figure that the Hall-Lorentz ratio can be both positive and negative.

⁴It means, it is independent of temperature but does depends on the charge density and magnetic field.

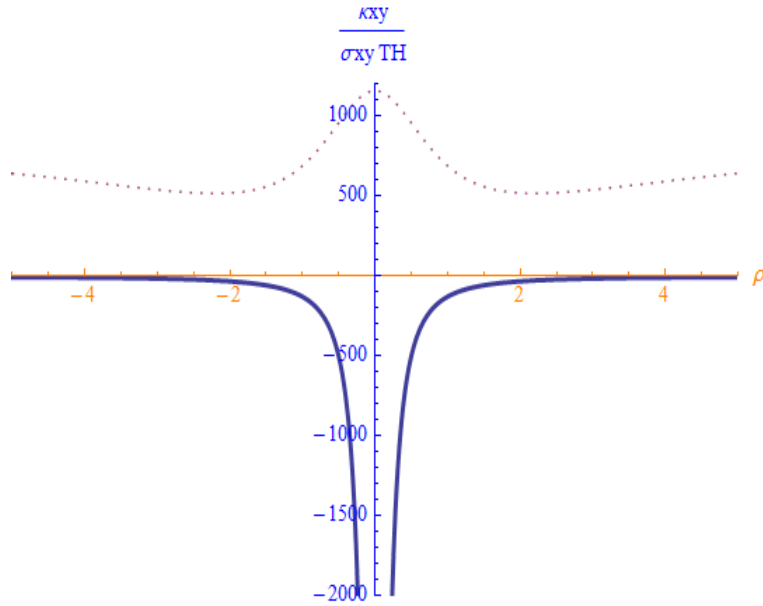


Figure 5: The figure is plotted for $L_{xy} \equiv \frac{\kappa_{xy}}{T_H \sigma_{xy}}$ versus the charge density, ρ . Moreover, the parameters are fixed as $B = 2$ and $L = z_1 = z_2 = T_b = 1$. The parameter $R_2 = 1$ for the thick curve whereas $R_2 = 2$ for the dotted curve.

Let us note that depending on the choice of parameter, ψ_0 , can take both positive and negative values. In particular, for the choice of parameters $B = 2$ and $L = z_1 = z_2 = T_b = 1$, ψ_0 is positive for $R_2 = 1$, whereas negative for $R_2 = 2$ for some values of charge density, which is plotted in Fig(6).

An observation: Instead of computing the quantities like $\frac{\kappa_{xx}}{T_H \sigma_{xx}}$ and $\frac{\kappa_{xy}}{T_H \sigma_{xy}}$, if we compute the matrix $\frac{1}{T_H} \kappa \cdot \sigma^{-1}$ then its components are constant too.

$$\begin{aligned} \frac{1}{T_H} \kappa \cdot \sigma^{-1} &= \frac{1}{T_H (\sigma_{xx}^2 + \sigma_{xy}^2)} \begin{pmatrix} \kappa_{xx} \sigma_{xx} + \kappa_{xy} \sigma_{xy} & -\kappa_{xx} \sigma_{xy} + \kappa_{xy} \sigma_{xx} \\ \kappa_{xx} \sigma_{xy} - \kappa_{xy} \sigma_{xx} & \kappa_{xx} \sigma_{xx} + \kappa_{xy} \sigma_{xy} \end{pmatrix} \\ &= \text{constant}, \end{aligned} \quad (80)$$

where we have used eq(78) and eq(79). Here constant means it is independent of temperature but does depends on the charge density and magnetic field.

8 Conclusion

It follows from the study of [12] that in the absence of the magnetic field the perturbation of the metric component breaks down in the zero momentum dissipation limit. In particular,

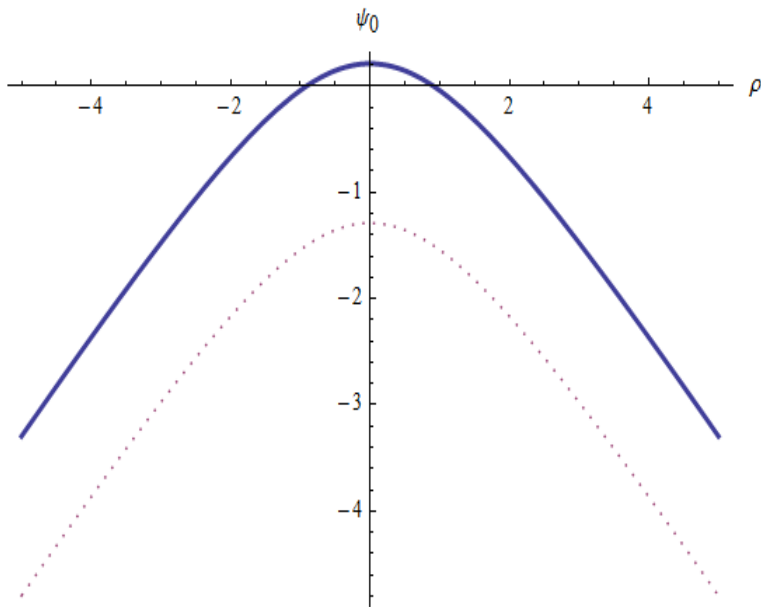


Figure 6: The figure is plotted for ψ_0 versus the charge density, ρ . Moreover, the parameters are fixed as $B = 2$ and $L = z_1 = z_2 = T_b = 1$. The parameter $R_2 = 1$ for the thick curve whereas $R_2 = 2$ for the dotted curve.

for vanishing magnetic field the metric component h_{tx} diverges⁵ as the momentum dissipation vanishes, $k^2 \rightarrow 0$, in which case, the perturbation of the metric component h_{tx} breaks down. So the zero momentum dissipation limit is very subtle to consider as far as the perturbations are concerned. Here we show that in the presence of a magnetic field, the perturbation does not breakdown. A feature persists in the context of the computation of the transport quantities in Einstein-Maxwell system in [19], [20] and [22].

In our study, we find there exists an important but subtle difference between the electric currents and the heat currents at the horizon. It simply follows from the fact that the electric currents at the horizon depends explicitly on three different quantities (a) on the background charge density, ρ (b) on the fluctuation of the metric components, h_{tx} and h_{ty} at the horizon (c) on the applied electric fields, \vec{E} , and magnetic field, \vec{B} . The heat currents at the horizon depends only on the fluctuation of the metric components, h_{tx} and h_{ty} . However, due to in-falling boundary condition at the horizon, the metric fluctuations h_{tx} and h_{ty} at the horizon in turn depends on the charge density and applied electric fields, magnetic field and thermal gradients.

We have computed the transport quantities for Einstein-DBI system. The results shows that the longitudinal part of the conductivities matches precisely with that obtained in [24].

⁵See eq(3.6) of [12].

Transport quantities in Einstein-DBI system	UV (AdS_4)	IR ($AdS_2 \times R^2$)
Longitudinal electrical conductivity, $\sigma_{xx} = \sigma_{yy}$	$\sigma_0 + \sigma_1 T_H$	constant
Transverse electrical conductivity, $\sigma_{xy} = -\sigma_{yx}$	$\sigma_2 + \sigma_3 T_H$	constant
Longitudinal thermoelectric conductivity, $\alpha_{xx} = \alpha_{yy}$	$\alpha_0 + \alpha_1 T_H$	constant
Transverse thermoelectric conductivity, $\alpha_{xy} = -\alpha_{yx}$	$\alpha_2 + \alpha_3 T_H$	constant
$Lim_{B \rightarrow 0, T_H \rightarrow 0} \frac{\alpha_{xy}}{B}$	constant	constant
Longitudinal thermal conductivity, $\kappa_{xx} = \kappa_{yy}$	$\kappa_0 T_H$	T_H
Transverse thermal conductivity, $\kappa_{xy} = -\kappa_{yx}$	$\kappa_1 T_H$	T_H
$Lim_{T_H \rightarrow 0} \frac{\kappa_{xx}}{T_H \sigma_{xx}}$	constant	constant
$Lim_{T_H \rightarrow 0} \frac{\kappa_{xy}}{T_H \sigma_{xy}}$	constant	constant
Components of $\left(Lim_{T_H \rightarrow 0} \frac{\kappa \cdot \sigma^{-1}}{T_H} \right)$	constant	constant

Table 1: The transport quantities at low temperature, with σ_0 , σ_1 , α_0 , α_1 , κ_0 and κ_1 are constants. It means these are independent of temperature but depends on dissipation parameter, charge density and magnetic field.

The transverse part of the electrical conductivity matches with that reported in [32]. The transverse part of the thermoelectric conductivity as well as the thermal conductivity are new results.

We observed that the longitudinal component of the thermal conductivity at the horizon in the zero momentum dissipation limit can be expressed completely in terms of the metric component in that limit. In [24], it is shown that the longitudinal thermal conductivity at the horizon in a specific case, namely, for the vanishing transverse electrical conductivity as well as the transverse thermoelectric conductivity, can be expressed in terms of the metric component at the horizon but with any value of momentum dissipation. It follows that the longitudinal thermal conductivity is positive, whereas, the transverse thermal conductivity takes negative values for positive values of charge density. The Lorentz ratio, $L_{xx} = \frac{\kappa_{xx}}{T_H \sigma_{xx}}$, takes positive values and the graph looks similar in form to that obtained for the Einstein-Maxwell system in [35]. The Hall Lorentz ratio, $L_{xy} = \frac{\kappa_{xy}}{T_H \sigma_{xy}}$, takes negative values.

The exact temperature dependence of the transport quantities are obtained by studying two explicit examples, one at UV and the other at IR. The result of our study in the low temperature limit at UV and IR can be summarized in the table(1). The precise momentum dissipation dependence for the AdS_4 case is suppressed, for simplicity.

It is suggested in [5] that in the presence of a background magnetic field, a proper subtraction of the magnetization current and the energy magnetization need to be done in

heat current, which we leave for future study.

Acknowledgment: It is a pleasure to thank the anonymous referee for many constructive suggestions and questions. My thanks are to arxiv.org, gmail of google.com and inspire-hep.net for providing their support through out this work. I am thankful to Professor Ken Intriligator for his kindness to let me know the error while submitting it to arxiv.

References

- [1] J. M. Maldacena, *Adv. Theor. Math. Phys.* **2**, 231 (1998) [hep-th/9711200]; S. S. Gubser, I. R. Klebanov and A. M. Polyakov, *Phys. Lett.* **B 428** (1998) 105, [arXiv:hep-th/9802109]; E. Witten, *Adv. Theor. Math. Phys.* **2**, 253 (1998), [arXiv:hep-th/9802150]; O. Aharony, S. S. Gubser, J. Maldacena, H. Ooguri and Y. Oz, *Phys. Rept.* **323**, 183-386 (2000), [arXiv:hep-th/9905111].
- [2] S. A. Hartnoll, A. Lucas and S. Sachdev, arXiv:1612.07324 [hep-th].
- [3] M. Ammon and J. Erdmenger, *Gauge/Gravity Duality: Foundations and Applications*. Cambridge University Press (2015).
- [4] J. Zaanen, Y-W Sun, Y. Liu and K. Schalm, "Holographic Duality in Condensed Matter Physics," Cambridge University Press (2015).
- [5] S. A. Hartnoll, P. K. Kovtun, M. Muller and S. Sachdev, *Phys. Rev. B* **76**, 144502 (2007) doi:10.1103/PhysRevB.76.144502 [arXiv:0706.3215 [cond-mat.str-el]].
- [6] A. Karch and A. O'Bannon, *JHEP* **0709**, 024 (2007) doi:10.1088/1126-6708/2007/09/024 [arXiv:0705.3870 [hep-th]].
- [7] A. O'Bannon, *Phys. Rev. D* **76**, 086007 (2007) doi:10.1103/PhysRevD.76.086007 [arXiv:0708.1994 [hep-th]].
- [8] N. Iqbal and H. Liu, *Phys. Rev. D* **79**, 025023 (2009) doi:10.1103/PhysRevD.79.025023 [arXiv:0809.3808 [hep-th]].
- [9] S. A. Hartnoll, C. P. Herzog and G. T. Horowitz, *JHEP* **0812**, 015 (2008) doi:10.1088/1126-6708/2008/12/015 [arXiv:0810.1563 [hep-th]].
- [10] S. A. Hartnoll, J. Polchinski, E. Silverstein and D. Tong, *JHEP* **1004**, 120 (2010) doi:10.1007/JHEP04(2010)120 [arXiv:0912.1061 [hep-th]].
- [11] S. A. Hartnoll and C. P. Herzog, *Phys. Rev. D* **76**, 106012 (2007) doi:10.1103/PhysRevD.76.106012 [arXiv:0706.3228 [hep-th]].

- [12] A. Donos and J. P. Gauntlett, JHEP **1411**, 081 (2014) doi:10.1007/JHEP11(2014)081 [arXiv:1406.4742 [hep-th]].
- [13] B. Goutraux, JHEP **1404**, 181 (2014) doi:10.1007/JHEP04(2014)181 [arXiv:1401.5436 [hep-th]].
- [14] R. A. Davison, Phys. Rev. D **88**, 086003 (2013) doi:10.1103/PhysRevD.88.086003 [arXiv:1306.5792 [hep-th]].
- [15] M. Blake and D. Tong, Phys. Rev. D **88**, no. 10, 106004 (2013) doi:10.1103/PhysRevD.88.106004 [arXiv:1308.4970 [hep-th]].
- [16] S. S. Pal, JHEP **1304**, 007 (2013) doi:10.1007/JHEP04(2013)007 [arXiv:1209.3559 [hep-th]].
- [17] P. Kovtun and A. Ritz, Phys. Rev. D **78**, 066009 (2008) doi:10.1103/PhysRevD.78.066009 [arXiv:0806.0110 [hep-th]].
- [18] S. S. Pal, Phys. Rev. D **84**, 126009 (2011) doi:10.1103/PhysRevD.84.126009 [arXiv:1011.3117 [hep-th]].
- [19] M. Blake and A. Donos, Phys. Rev. Lett. **114**, no. 2, 021601 (2015) doi:10.1103/PhysRevLett.114.021601 [arXiv:1406.1659 [hep-th]].
- [20] M. Blake, A. Donos and N. Lohitsiri, JHEP **1508**, 124 (2015) doi:10.1007/JHEP08(2015)124 [arXiv:1502.03789 [hep-th]].
- [21] C. Charmousis, B. Goutraux, B. S. Kim, E. Kiritsis and R. Meyer, JHEP **1011**, 151 (2010) doi:10.1007/JHEP11(2010)151 [arXiv:1005.4690 [hep-th]].
- [22] K. Y. Kim, K. K. Kim, Y. Seo and S. J. Sin, JHEP **1507**, 027 (2015) doi:10.1007/JHEP07(2015)027 [arXiv:1502.05386 [hep-th]].
- [23] B. H. Lee, S. S. Pal and S. J. Sin, Int. J. Mod. Phys. A **27**, 1250071 (2012) doi:10.1142/S0217751X12500716 [arXiv:1108.5577 [hep-th]].
- [24] M. Blake, R. A. Davison and S. Sachdev, Phys. Rev. D **96**, no. 10, 106008 (2017) doi:10.1103/PhysRevD.96.106008 [arXiv:1705.07896 [hep-th]].
- [25] Z. N. Chen, X. H. Ge, S. Y. Wu, G. H. Yang and H. S. Zhang, Nucl. Phys. B **924**, 387 (2017) doi:10.1016/j.nuclphysb.2017.09.016 [arXiv:1709.08428 [hep-th]].
- [26] S. F. Wu, B. Wang, X. H. Ge and Y. Tian, Phys. Rev. D **97**, no. 6, 066029 (2018) doi:10.1103/PhysRevD.97.066029 [arXiv:1706.00718 [hep-th]].

- [27] Z. Zhou, J. P. Wu and Y. Ling, JHEP **1508**, 067 (2015) doi:10.1007/JHEP08(2015)067 [arXiv:1504.00535 [hep-th]].
- [28] K. Y. Kim and D. W. Pang, JHEP **1109**, 051 (2011) doi:10.1007/JHEP09(2011)051 [arXiv:1108.3791 [hep-th]].
- [29] A. Amoretti, D. Aren, B. Goutraux and D. Musso, Phys. Rev. Lett. **120**, no. 17, 171603 (2018) doi:10.1103/PhysRevLett.120.171603 [arXiv:1712.07994 [hep-th]].
- [30] R. A. Davison and B. Goutraux, JHEP **1509**, 090 (2015) doi:10.1007/JHEP09(2015)090 [arXiv:1505.05092 [hep-th]].
- [31] E. Kiritsis and L. Li, J. Phys. A **50**, no. 11, 115402 (2017) doi:10.1088/1751-8121/aa59c6 [arXiv:1608.02598 [cond-mat.str-el]].
- [32] S. Cremonini, A. Hoover and L. Li, JHEP **1710**, 133 (2017) doi:10.1007/JHEP10(2017)133 [arXiv:1707.01505 [hep-th]].
- [33] J. Tarrio, JHEP **1404**, 042 (2014) doi:10.1007/JHEP04(2014)042 [arXiv:1312.2902 [hep-th]].
- [34] A. Kundu and N. Kundu, JHEP **1703**, 071 (2017) doi:10.1007/JHEP03(2017)071 [arXiv:1612.08624 [hep-th]].
- [35] Y. Seo, G. Song, P. Kim, S. Sachdev and S. J. Sin, Phys. Rev. Lett. **118**, no. 3, 036601 (2017) doi:10.1103/PhysRevLett.118.036601 [arXiv:1609.03582 [hep-th]].
- [36] N. I. Gushterov, A. O'Bannon and R. Rodgers, JHEP **1810**, 076 (2018) doi:10.1007/JHEP10(2018)076 [arXiv:1807.11327 [hep-th]].
- [37] S. S. Pal, Nucl. Phys. B **935**, 144 (2018) doi:10.1016/j.nuclphysb.2018.08.009 [arXiv:1712.09249 [hep-th]].
- [38] N. I. Gushterov, arXiv:1807.11390 [hep-th].