

Time reversal and quantum Loschmidt echo in optical lattices

Nikodem Szpak^{1,*} and Ralf Schützhold^{1,2,3}

¹*Fakultät für Physik, Universität Duisburg-Essen, Lotharstraße 1, Duisburg 47057, Germany,*

²*Helmholtz-Zentrum Dresden-Rossendorf, Bautzner Landstraße 400, 01328 Dresden, Germany,*

³*Institut für Theoretische Physik, Technische Universität Dresden, 01062 Dresden, Germany.*

(Dated: July 29, 2021)

A quantum Loschmidt echo (also referred to as quantum time mirror) corresponds to an effective time inversion after which the quantum wave function reverses its previous time evolution and eventually reaches its initial distribution again. We propose a comparably simple protocol for such an effective time reversal for ultra-cold atoms in optical lattices which should be easier to realize experimentally than previous proposals.

Introduction. Turning back the hands of time is one of the oldest dreams of mankind. In a scientific context, the problem of the arrow of time lies at the heart of the famous debate between Loschmidt [1] and Boltzmann [2] regarding the second law of thermodynamics. Loschmidt argued that, after exactly reversing the velocities of all particles at a certain instant of time, the system should go back to its original state – a phenomenon which is usually referred to as Loschmidt echo [3]. Boltzmann pointed out the extreme difficulty and thus practical impossibility of such a reversal.

While such a time reversal is already difficult for classical particles, it is even more challenging in quantum mechanics where the state is described by a wave function instead of positions and velocities. In the following, we simplify this task by considering particles without interactions. As an experimental realization, we envisage ultra-cold atoms in optical lattices [4–7]. These systems offer a high degree of experimental controllability and high signal fidelity due to their good isolation from the environment. This is a great advantage since effects of decoherence and damping naturally spoil the quality of the time reversal process.

Such time reversals in the classical and quantum wave regimes are also referred to as time mirrors and have already been considered for water surface waves [8, 9], acoustic waves [10], light pulses in photonic crystals [11, 12], photonic waveguide lattices [13], photonic mesh lattices [14], Dirac lattices [15], Bose–Einstein condensates [16], and matter–waves in optical ionization gratings [17]. See also the review on time transients [18].

Main mechanism. Let us first discuss the major ingredients for time reversals. For simplicity, we start in one spatial dimension. Assuming a time-independent Hamiltonian \hat{H} , a time reversal is equivalent to energy inversion $\hat{H} \rightarrow -\hat{H}$, after which the preceding evolution forward in time $\exp\{-i\hat{H}t/\hbar\}$ is compensated by a quantum evolution $\exp\{+i\hat{H}t/\hbar\}$ which effectively moves backward in time. If we consider the Schrödinger Hamiltonian of a free particle $\hat{H} = \hat{p}^2/(2m)$ we see that such a

reversal can be only achieved by an inversion of the mass $m \rightarrow -m$. Of course, this is hard to realize experimentally. However, remembering that the effective masses of quasi-particles in lattices are related to the curvatures of the corresponding bands, we find a possible way to obtain an analogous effect.

Let us assume two symmetric bands $E_1(k)$ and $E_2(k)$ related by

$$E_2(k) = \Delta E - E_1(k). \quad (1)$$

Now let us consider the following sequence: Initially, we prepare a wave packet by populating only the first band $E_1(k)$ with some amplitudes ψ_k and let it evolve for some time Δt . Then, at a certain point in time, we instantaneously transfer all population from the first band $E_1(k)$ to the second band $E_2(k)$ such that all k -values and all phases are conserved. The subsequent time evolution for each k -mode will then go with $\exp\{-iE_2(k)t/\hbar\}$ instead of $\exp\{-iE_1(k)t/\hbar\}$ such that, after a waiting time Δt , we get the same wave packet as initially – up to an irrelevant global phase from ΔE .

The time reversal can be also understood as a change of the group velocity direction. After the band swap, all group velocities $v_1(k) = \partial E_1(k)/\partial k$ change sign to become $v_2(k) = \partial E_2(k)/\partial k = -\partial E_1(k)/\partial k = -v_1(k)$.

We may also consider a partial transfer from the first band $E_1(k)$ to the second band $E_2(k)$, again assuming that it conserves k and obeys the same transfer amplitudes for all k . In this case, the initial wave packet will be split into two parts, one part (in the band E_1) continues to move forward in time, while the other part (in the band E_2) is reflected (by the time mirror) and effectively moves backward in time.

It is also possible to relax the condition (1) a bit to $E_2(k) = \Delta E - \lambda E_1(k)$ with some constant $\lambda > 0$. Then, after the population transfer, the time-evolution again turns around, but moves backward in time slower ($\lambda < 1$) or faster ($\lambda > 1$).

Now, we show how the condition (1) can be realized experimentally. Let us consider a simple one-dimensional lattice with nearest neighbor hopping with the constant rate J . Up to an irrelevant constant E_0 , the dispersion relation reads

$$E(k) = E_0 - J \cos(k\ell), \quad (2)$$

*Electronic address: nikodem.szpak@uni-due.de

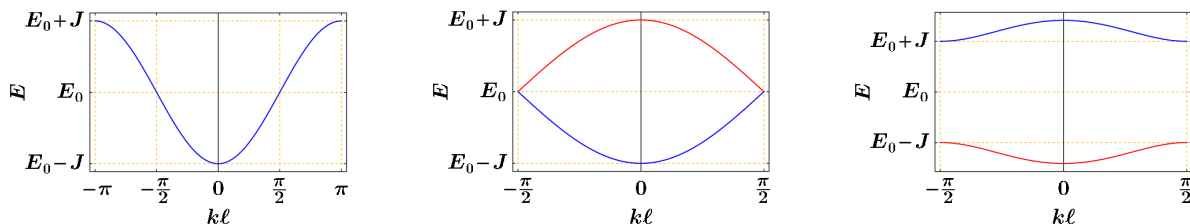


Figure 1: Left: The dispersion relation (2) in 1D. Center: Folding due to the Brillouin zone reduction resulting in a two branched dispersion relation (4) with no gap. Right: Two branched dispersion relation (7) with opened gap.

with the lattice spacing ℓ . As usual, we choose the Brillouin zone $k \in (-\pi/\ell, +\pi/\ell)$ corresponding to unit cell of length ℓ . However, we may also consider a larger unit cell of length 2ℓ (sometimes called a supercell) such that the Brillouin zone shrinks by a factor of two

$$k \in \left(-\frac{\pi}{2\ell}, +\frac{\pi}{2\ell}\right), \quad (3)$$

and the dispersion relation (2) is folded into two bands

$$E_{\pm}(k) = E_0 \pm J \cos(k\ell), \quad (4)$$

cf. Fig. 1. As a result, it now acquires a form (1) suited for time inversion.

As explained above, time reversal corresponds to swapping the amplitudes ψ_k^{\pm} of the two bands $E_{\pm}(k)$ simultaneously for all momenta k . In order to ensure k -conservation, the switching or swapping pulse should be homogeneous with respect to the lattice containing unit cells of double size (supercells).

The dynamics on the lattice considered above can be described by the tight-binding Hamiltonian

$$\hat{H}_0 = -\frac{J}{2} \sum_{\mu} \hat{a}_{\mu}^{\dagger} \hat{a}_{\mu+1} + \text{h.c.} \quad (5)$$

where \hat{a}_{μ}^{\dagger} and \hat{a}_{μ} are the (fermionic or bosonic) creation and annihilation operators at the lattice sites μ . Now, we may consider the additional perturbation Hamiltonian

$$\hat{H}_{\text{int}} = M \sum_{\mu} (-1)^{\mu} \hat{a}_{\mu}^{\dagger} \hat{a}_{\mu}, \quad (6)$$

corresponding to a staggered potential of strength M . Note that, although this Hamiltonian is not homogeneous with respect to the original lattice consisting of unit cells, it is homogeneous with respect to the lattice consisting of enlarged cells (supercells) and thus conserves k within the reduced Brillouin zone (3). In the dispersion relation,

$$\tilde{E}(k) = E_0 \pm \sqrt{M^2 + J^2 \cos^2(k\ell)}, \quad (7)$$

it generates an effective band gap of $2M$ which separates the two bands E_{\pm} (cf. Fig. 1), analogous to the mass gap in field theory [19, 20].

Assuming $M \gg J$, we may now consider switching on \hat{H}_{int} for a short time ΔT satisfying $M\Delta T = \pi/2$. Due

to $M \gg J$, we then get $J\Delta T \ll 1$ and thus the particles do basically not move during the switching time ΔT , but they acquire opposite phases $\pm i$ on even and odd lattice sites. This generates a relative sign between even and odd sites, which effectively amounts to reversing the sign of J , i.e., a time inversion.

If we do not satisfy $M\Delta T = \pi/2$ exactly, we would still get a partial population transfer and thus a partial time reflection, as long as $J\Delta T \ll 1$ is fulfilled. The latter condition ensures that the population transfer is the same for all k -modes, violating this requirement would induce imperfections (blurring) of the time reversed motion.

The same mechanism works for general bi-partite lattices with nearest neighbor hopping

$$\hat{H}_0 = -\frac{J}{2} \sum_{\langle \mu, \nu \rangle} \hat{a}_{\mu}^{\dagger} \hat{a}_{\nu} \quad (8)$$

in two or three dimensions, see below.

Optical lattices. Optical lattices, created by standing laser waves and loaded with ultra-cold atoms, represent an ideal candidate satisfying the above described requirements [4–7]. The neutral atoms can be considered as almost noninteracting and satisfy the Schrödinger equation

$$H\psi = -\frac{1}{2m} \Delta\psi + V(\mathbf{x})\psi \quad (9)$$

with a periodic potential $V(\mathbf{x}) = V(\mathbf{x} + \mathbf{n}\ell)$ with $\mathbf{n} \in \mathbb{Z}^D$ being the lattice coordinate. The space dimension D of such lattice can be 1, 2 or 3. For the sake of concreteness, we will consider the two-dimensional square lattice in more detail below.

The dynamics of the atoms in an optical lattice can be described by introducing a basis of localized Wannier functions $\phi_{\mathbf{n}}$, centered at the local minima of the optical potential and defining the *lattice sites* at which the atoms can be found with amplitude $\psi_{\mathbf{n}}$. In this representation, the Hamiltonian can be brought to a discrete form

$$H = \sum_{\mathbf{n}, \mathbf{m}} J_{\mathbf{n}, \mathbf{m}} |\phi_{\mathbf{n}}\rangle \langle \phi_{\mathbf{m}}| \quad (10)$$

in which $J_{\mathbf{n}, \mathbf{m}}$ represent the amplitudes of tunneling (called also *hopping*) of the atoms between the sites \mathbf{n} and \mathbf{m} . In a regular lattice, the tunneling amplitudes depend only on the distance between the sites and are identical across the whole lattice.

For an illustrative example, demonstrating the time reversion mechanism, let us first consider a one-dimensional lattice. The dispersion relation, defined in the Brillouin zone $BZ = [-\pi/\ell, +\pi/\ell]$, can be expanded using the *cosine* functions (which correspond to symmetric hopping)

$$E(k) = \sum_{m=0}^{\infty} E_l \cos(mk\ell). \quad (11)$$

The coefficient E_l is related to the direct hopping to the l -th neighbor. In the nearest neighbor approximation, in which direct tunneling to distant sites is omitted due to its exponential suppression, all E_l are zero except E_0 and $E_1 = -J$, cf. Eq. (2).

By adding further laser fields with doubled wavelength a bi-chromatic optical lattice can be created which contains two different types of potential minima, thus adding a potential oscillating on the lattice as suggested in (6). This introduces supercells, containing two sites, A and B, and maps the lattice wavefunction ψ_n onto a new two-component wavefunction

$$\Psi_n \equiv \begin{pmatrix} \varphi_n \\ \chi_n \end{pmatrix} = \begin{pmatrix} \psi_{2n} \\ \psi_{2n+1} \end{pmatrix} \quad (12)$$

where ψ_{2n} and ψ_{2n+1} represent the original even and odd lattice sites, now corresponding to the A and B sublattices. In consequence, the Brillouin zone shrinks by factor of two, to $BZ = [-\pi/2\ell, +\pi/2\ell]$, and the dispersion relation becomes two-branched (cf. Fig. 1) as required for the mirroring mechanism.

In our example, the hopping Hamiltonian takes the 2×2 matrix form where the diagonal elements correspond to the on-site energies and the off-diagonal elements represent hopping between A and B sublattices. In the Fourier space, this leads to the Hamiltonian

$$H(k) = \int_{BZ} dk \begin{pmatrix} \varphi(k) \\ \chi(k) \end{pmatrix}^\dagger \begin{pmatrix} E_0 + M & -J \cos(k\ell) \\ -J \cos(k\ell) & E_0 - M \end{pmatrix} \begin{pmatrix} \varphi(k) \\ \chi(k) \end{pmatrix}$$

and to the dispersion relation (7) with the spectral gap of $2M$ around the energy $E = E_0$ (cf. Fig. 1).

A similar construction can be repeated in two dimensions where the sublattices A and B can be chosen in a chequered form (cf. Fig. 2)

$$\Psi_{\mathbf{n}} \equiv \begin{pmatrix} \varphi_{\mathbf{n}} \\ \chi_{\mathbf{n}} \end{pmatrix} = \begin{pmatrix} \psi_{\mathbf{n}} \\ \psi_{\mathbf{n}+\mathbf{d}} \end{pmatrix} \quad (13)$$

for sites $\mathbf{n} = (n_1, n_2)$ such that $n_1 + n_2$ is even and the intra-supercell shift vector is, e.g., $\mathbf{d} = (1, 0)$. The symmetry preserving elementary cell can be chosen such that $|x| + |y| \leq \ell$. The Brillouin zone BZ has then also a diamond form $|k_x| + |k_y| \leq \pi/\ell$.

For the 2D hopping Hamiltonian

$$H = -\frac{J}{2} \sum_{\langle \mathbf{n}, \mathbf{m} \rangle} |\phi_{\mathbf{n}}\rangle \langle \phi_{\mathbf{m}}| \quad (14)$$

where $\langle \mathbf{n}, \mathbf{m} \rangle$ refer only to neighboring sites such that $|\mathbf{n} - \mathbf{m}| = 1$ the dispersion relation has the form

$$\tilde{E}(\mathbf{k}) = E_0 \pm J[\cos(k_x\ell) + \cos(k_y\ell)] \quad (15)$$

In order to facilitate population mixing between both its branches, a perturbation homogeneous on the lattice needs to be introduced which discriminates both sublattices. The simplest such perturbation can be created by

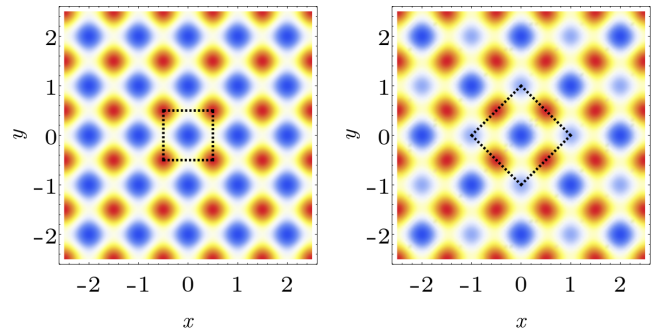


Figure 2: Left: Regular square optical lattice potential (blue minima, red maxima). Right: Superposition of the regular potential and perturbation resulting in two different types of minima (blue), giving rise to two sublattices. The primitive cells are marked for both lattices (black dashed line).

superposition of another periodic optical potential with doubled wavelength, as shown in Fig. 2, effectively introducing an alternating on-site term $\pm M$ with the sign being different on both sublattices and leading to

$$H = -\frac{J}{2} \sum_{\langle \mathbf{n}, \mathbf{m} \rangle} |\phi_{\mathbf{n}}\rangle \langle \phi_{\mathbf{m}}| + M \sum_{\mathbf{n}} (-1)^{n_1+n_2} |\phi_{\mathbf{n}}\rangle \langle \phi_{\mathbf{n}}|. \quad (16)$$

In the Fourier space, this leads to the Hamiltonian

$$H(k) = \int_{BZ} d^2k \Psi(\mathbf{k})^\dagger \mathcal{M}(\mathbf{k}) \Psi(\mathbf{k}) \quad (17)$$

with

$$\Psi(\mathbf{k}) = \begin{pmatrix} \varphi(k) \\ \chi(k) \end{pmatrix} \quad (18)$$

and

$$\mathcal{M}(\mathbf{k}) = \begin{pmatrix} E_0 + M & -J(\mathbf{k}) \\ -J(\mathbf{k}) & E_0 - M \end{pmatrix} \quad (19)$$

where $J(\mathbf{k}) = J_x \cos(k_x\ell) + J_y \cos(k_y\ell)$. The dispersion relation has now the form

$$\tilde{E}(\mathbf{k}) = E_0 \pm \sqrt{M^2 + J^2[\cos(k_x\ell) + \cos(k_y\ell)]^2}. \quad (20)$$

The perturbation opens the spectral gap of $2M$ around $E = E_0$ (cf. Fig. 3).

Finally, the second quantization of (16) brings us to the many-particle picture, (8) and (6), which can describe noninteracting ultracold atoms in the optical lattice.

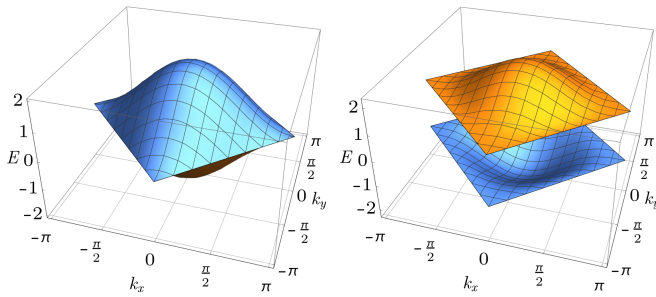


Figure 3: The two branched dispersion relation with no gap (15) (left) and with opened gap (20) (right) plotted in the diamond-shaped 2D Brillouin zone BZ .

An abrupt switch-on of the on-site energy during the free evolution of the system will lead to an immediate change of the energy branches and rearrangement of their occupations. A consecutive switch-off will lead to the mixing of the occupation of the original branches as the intermediate evolution introduces additional phases $\exp(-iE(\mathbf{k})\Delta T)$ during the ΔT switch-on phase. Knowing $E(\mathbf{k})$, the amplitudes of the transition from the lower to the higher branch can be found analytically

$$\beta(\mathbf{k}) = \frac{-iM}{\tilde{E}(\mathbf{k})} \sin(\tilde{E}(\mathbf{k})\Delta T) \quad (21)$$

and are identical with those obtained in [15] for a 2D-Dirac equation. For large values of $M \gg J$ and short times $\Delta T \approx \pi/(2M)$ we get $\tilde{E}(\mathbf{k}) \approx M$ and $\tilde{E}(\mathbf{k})\Delta T \approx \pi/2$. Then, the amplitudes $\beta(\mathbf{k}) \approx -i$ become maximal (in absolute value) and \mathbf{k} -independent what is essential for the complete mirroring. This happens when the difference between the phases on both branches introduced during the quench pulse is equal to π (modulo 2π). For that reason, the process is usually called a π -pulse.

The short reversal pulse is chosen so to modify the relative phases of ψ_n on both sublattices by π and hence the amplitudes ψ_n by $e^{i\pi} = -1$. Therefore, the action of the Hamiltonian (10), where only pairs of neighboring sites occur, changes its overall sign. The latter is, however, equivalent to the change of the time direction and the propagation backward in time which is observed.

For the above reason, the tunneling to second nearest neighbors is not compatible with the mirror effect and will interfere with the reversed wave. The relative phases between the sites involved in the hopping must be π while for second neighbors it is 2π . Third neighbors again satisfy the phase condition. Hence, compatible with the effect are only tunnelings to odd order neighbors.

The assumption of two symmetric bands is crucial. Involvement of possible higher bands in the spectrum will obstruct the effect and should be eliminated.

Simulations. We performed numerical simulations of the quench processes and obtained surprisingly clear results. We chose the initial state such that the atoms formed a large “ π ” letter in a two-dimensional square

lattice. Free evolution led to complete dispersion of the initial structure. After time T_0 , long enough to observe the dispersion, we switched on the short pulse for time ΔT which reverted the wave propagation. After another time period T_0 of free evolution the wave came back to its initial shape what can be clearly observed in Fig. 5.

In order to provide a quantitative measure of the revival effect, some kind of projection of the evolved $\psi(T)$ onto the initial $\psi(0)$ must be calculated. However, the scalar product $|\langle \psi(0) | \psi(t) \rangle|$ gives only clear signature of the revival when the initial state is localized at one lattice site or, in general, in one sublattice. It is due to the final phase difference between the two sublattices introduced by the quench pulse. Since in the final measurements the local phases are usually irrelevant the projection (scalar product) of the absolute values $|\psi_n(t)|$ onto the initial configuration gives a very good measure of the revival effect, as shown in Fig. 4.

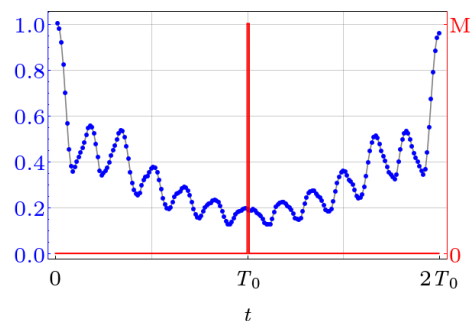


Figure 4: Projection of the time evolved wavefunction $\psi(t)$ onto the initial configuration $\psi(0)$. Plotted is the signal fidelity $F = \sum_{\mathbf{n}} |\psi_{\mathbf{n}}(0)| |\psi_{\mathbf{n}}(t)|$ (blue). The π -pulse at $t = T_0$ with duration $\Delta T \ll T_0$ has been superimposed (red).

Realization with ultra-cold atoms in an optical lattice. The main goal of this article is to suggest the possibility of experimental realization of the time-mirror effect using ultra-cold atoms in optical lattices. The ultra-cold atoms in optical periodic potentials can be effectively described by a class of Hubbard Hamiltonians with various types of interactions [4–7]. Essential for this proposal is the hopping part (8) and interaction with the potential (6) while the interatomic interaction should be suppressed. This can be achieved by choosing almost non-interacting ultra-cold fermionic or bosonic atoms, e.g., by tuning a Feshbach resonance for the ultra-cold atoms [21] so that the effective interaction is minimized. If the latter is not sufficient a switch in the Feshbach resonance frequency can be considered so that the effective atom-atom interaction changes sign at the time of the π -pulse. Then, the evolution with interaction should proceed “backwards” in time, as discussed also in [22].

Summary and Discussion. Our proposal of a time reversal process generalizes that of Richter *et al* [15] in which the lattice Hamiltonian was constructed in a way to resemble the Dirac equation and its relativistic dispersion relation with constant propagation speed

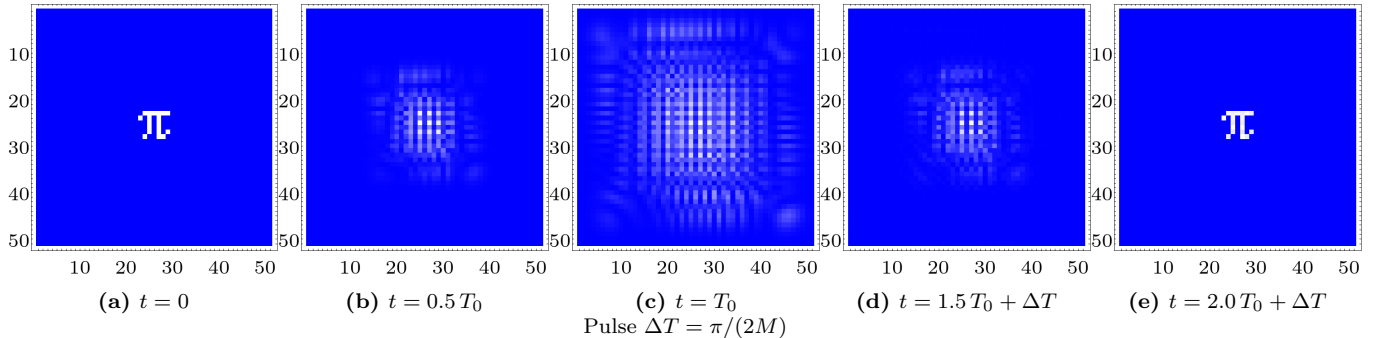


Figure 5: Evolution on the regular lattice quenched at $t = T_0 = 10$ with a π -pulse of duration $\Delta T = \pi/(2M)$ and strength $M = 10J$. Plotted are snapshots of $|\psi(t, \mathbf{x})|^2$ for a sequence of times from the initial configuration to the Loschmidt echo.

$|\partial E/\partial k| = v$ in order to obtain a clean echo after the exertion of the π -pulse. As we demonstrate here, by considering a wider class of dispersion relations, the constant propagation speed is not crucial for the effect. The essential factor is the symmetry between the two energy branches whose occupations get swapped by the π -pulse. This makes the proposal much easier to realize experimentally. While optical lattices belong, in our opinion, to the most natural systems where such quantum echo experiment can be realized, it seems appealing to consider also a realization in crystalline solids where the quench could be facilitated by a fast electromagnetic pulse. Even if hopping to further neighbors needed to be accounted for in such systems we argued that still a considerable

part of the wave should be reflected backwards giving a partial echo.

We conclude by citing [3], “Time-reversal mirrors are not only conceptually important, but also have very important technological applications as for example brain therapy, lithotripsy, nondestructive testing and telecommunications”. We hope, our proposal, through its simplicity, may contribute to these developments.

Acknowledgments. We thank Leonhard Klar and Stefan Thomae (Univ. Duisburg–Essen) for assistance and Mariusz Gajda (IF PAN, Warsaw) for informative discussions. We gratefully acknowledge the funding by the Deutsche Forschungsgemeinschaft (DFG, German Research Foundation) – Project 278162697 – SFB 1242.

-
- [1] J. Loschmidt, Sitzungberichte der Akademie der Wissenschaften, Wien **II 73**, 128 (1876).
 - [2] L. Boltzmann, Sitzungberichte der Akademie der Wissenschaften, Wien **II 75**, 67 (1877).
 - [3] A. Goussev, R. A. Jalabert, H. M. Pastawski, and D. A. Wisniacki, Scholarpedia **7**, 11687 (2012).
 - [4] M. Greiner, O. Mandel, T. Esslinger, T. W. Hänsch, and I. Bloch, Nature **415**, 39 (2002).
 - [5] M. Lewenstein, A. Sanpera, V. Ahufinger, B. Damski, A. Sen, and U. Sen, Advances In Physics **56**, 243 (2007).
 - [6] T. Esslinger, Annu. Rev. Condens. Matter Phys. **1**, 129 (2010).
 - [7] K. V. Krutitsky, Physics Reports **607**, 1 (2016).
 - [8] A. Prasadka, S. Feat, P. Petitjeans, V. Pagneux, A. Maurel, and M. Fink, Phys. Rev. Lett. **109**, 064501 (2012).
 - [9] V. Bacot, M. Labousse, A. Eddi, M. Fink, and E. Fort, Nature Physics **12**, 972 (2016).
 - [10] H. M. Pastawski, E. P. Danieli, H. L. Calvo, and L. F. Torres, EPL (Europhysics Letters) **77**, 40001 (2007).
 - [11] Y. Sivan and J. B. Pendry, Phys. Rev. Lett. **106**, 193902 (2011).
 - [12] Y. Sivan and J. B. Pendry, Phys. Rev. A **84**, 033822 (2011).
 - [13] S. Longhi, Opt. Lett. **42**, 2551 (2017).
 - [14] M. Wimmer and U. Peschel, Sci. Rep. **8**, 2125 (2018).
 - [15] P. Reck, C. Gorini, A. Goussev, V. Krueckl, M. Fink, and K. Richter, Phys. Rev. B **95**, 165421 (2017).
 - [16] P. Reck, C. Gorini, A. Goussev, V. Krueckl, M. Fink, and K. Richter, New J. of Phys. **20**, 033013 (2018).
 - [17] P. Haslinger, N. Dörre, P. Geyer, J. Rodewald, S. Nimmrichter, and M. Arndt, Nature Physics **9**, 144 (2013).
 - [18] A. del Campo, G. García-Calderón, and J. G. Muga, Phys. Rep. **476**, 1 (2009).
 - [19] N. Szpak and R. Schützhold, Physical Review A **84**, 050101 (2011).
 - [20] N. Szpak and R. Schützhold, New Journal of Physics **14**, 035001 (2012).
 - [21] C. Chin, R. Grimm, P. Julienne, and E. Tiesinga, Rev. Mod. Phys. **82**, 1225 (2010).
 - [22] F. M. Cucchietti, J. Opt. Soc. Am. B **27**, A30 (2010).