

Photoproduction of mixed radions at a proton-proton collider

İ. Şahin,^{1,*} S. Spor,^{2,†} D. Yilmaz,^{3,‡} and G. Akkaya Selçin^{4,§}

¹*Department of Physics, Faculty of Sciences,
Ankara University, Ankara, Turkey*

²*Department of Physics, Faculty of Arts and Sciences,
Bulent Ecevit University, Zonguldak, Turkey*

³*Department of Physics Engineering,
Faculty of Engineering, Ankara University, Ankara, Turkey*

⁴*Department of Physics, Faculty of Arts and Sciences,
Bitlis Eren University, Bitlis, Turkey*

Abstract

We investigate Higgs-radion mixing scenario through single radion photoproduction process $pp \rightarrow p\gamma p \rightarrow pRqX$ at the LHC where X represents the remnants of one of the initial protons. We consider high luminosity values of $L_{int} = 200 \text{ fb}^{-1}$, 500 fb^{-1} and 3000 fb^{-1} . We obtain bounds on the mixing parameter space by considering $R \rightarrow \gamma\gamma$, $R \rightarrow W^+W^-$ and $R \rightarrow ZZ$ decay channels of the radion as the signal. We also perform a similar analysis for a 100 TeV future proton-proton collider and compare its potential with that of LHC.

*inancsahin@ankara.edu.tr

†serdar.spor@beun.edu.tr

‡dyilmaz@eng.ankara.edu.tr

§akkayag@ankara.edu.tr

Introduction

The standard model (SM) of particle physics, which describes the interaction of fundamental particles, has been proven to be successful in the experiments at the Large Hadron Collider (LHC) and elsewhere. The last important confirmation of the SM is the discovery of the Higgs boson whose existence was verified experimentally by ATLAS and CMS Collaborations [1, 2]. Shortly after its discovery, Randall-Sundrum (RS) radion has been discussed in some papers which may be responsible for this new 125 GeV excess [3–6]. Indeed RS radion has very similar properties with the SM Higgs boson. Both are scalar bosons and couple to SM particles proportional to their mass. An important difference is originated from trace anomaly; the coupling of the radion to photon and gluon pair is larger than that of the Higgs. Although it is experimentally difficult to discern radion from Higgs boson, a detailed analysis shows that the observed new scalar is likely to be the SM Higgs instead of RS radion [4, 5]¹. However, similarities between SM Higgs and RS radion are remarkable and lead us to think about an interesting scenario called Higgs-radion mixing [7–25]. According to this scenario the Higgs boson can mix with a radion field and constitute two physical mixed states. The one of the mixed state might have a mass of 125 GeV. Hence, the observed scalar at the LHC may not be the SM Higgs but it may be Higgs-like mixed state [18, 22]. The detection of the other radion-like mixed state in a collider experiment will be an evidence for the new physics and Higgs-radion mixing.

In this paper we investigate Higgs-radion mixing scenario through the process $pp \rightarrow p\gamma p \rightarrow pRqX$ at the LHC and at the future proton-proton collider. Here, X represents the remnants of one of the initial protons. These proton remnants are caused by deep γ -proton collision. A schematic diagram describing this reaction is given in Fig 1. This process is possible at a proton-proton collider by virtue of equivalent photon approximation (EPA) [26–30]. According to EPA one or both of the incoming proton beams can emit equivalent photons having a low virtuality $Q^2 = -q_\gamma^2 \approx 0$, where q_γ is the momentum of equivalent photon. Due to this low virtuality behavior, equivalent photons can be assumed to be real and a photon-photon or a photon-proton collision process can be studied as a subprocess in a proton-proton collision. We consider 10 independent subprocesses $\gamma q \rightarrow Rq$, where

¹ We mean the radions in the RS-1 model not in some extended version of the original model.

$q = u, d, s, c, b, \bar{u}, \bar{d}, \bar{s}, \bar{c}, \bar{b}$ quarks. Here, R represents radion-like mixed state.

Although hadron colliders are essentially designed to examine deep inelastic scattering processes, it was shown experimentally at the Fermilab Tevatron and later at the LHC that complementary to deep inelastic hadron collisions it is possible to study photon-photon and photon-hadron collisions via elastic photon emission in a hadron collider [31–41]. Recent results from CMS and ATLAS Collaborations show that these photon processes at the LHC poses a considerable potential to probe new physics beyond the SM [36–38]. One important advantage of photon processes in comparison to deep inelastic hadron collisions is that they provide clean experimental channels which do not contain many QCD backgrounds and uncertainties from proton dissociation. This makes it easy to determine any possible signal which may come from new physics. The phenomenological works on new physics via photon-photon and photon-proton collisions at the LHC have been growing rapidly. These works embrace a wide range of models beyond the SM such as extra dimensions, magnetic monopoles, supersymmetry etc. It is not possible to cite all of these works, but some representative papers are given in references [42–81].

RS model of extra dimensions and the Higgs-radion mixing

Although SM is successful in explaining fundamental particles and their interactions at the energy scale of current colliders, there are still some unanswered questions that need to be addressed. One such unanswered problem is the hierarchy problem which can be briefly summarized as the unexplained large energy gap between the electroweak scale and the Planck scale. Extra dimensional models provide a solution to the hierarchy problem. One of the popular extra dimensional models which offers a solution to the hierarchy problem is the Randall-Sundrum (RS) model of warped extra dimensions [82]. This original model which assumes a small extra dimension is sometimes called RS-1 model. It shouldn't be confused with RS-2 model with an infinite extra dimension [83, 84]. According to RS-1 model there is one extra spatial dimension and two 3-branes located at the fixed points of the orbifold S^1/Z_2 . If y represents the extra dimensional coordinate and r_c is the compactification radius then 3-branes are located at positions $y = 0$ and $y = \pi r_c$. The 3-brane at $y = 0$ is called the Planck brane or the hidden brane and the other 3-brane ($y = \pi r_c$) is called the TeV brane or the visible brane. It is assumed that all SM fields are confined on the TeV brane whereas

the gravity can propagate into the bulk. 5-dimensional bulk is an anti-de Sitter space and has a cosmological constant Λ . Its geometry is described by the metric [82]

$$ds^2 = e^{-2k|y|} \eta_{\mu\nu} dx^\mu dx^\nu - dy^2, \quad (1)$$

where k represents the bulk curvature. If the metric (1) is substituted into the action and the y coordinate is integrated out then the following relation between the Planck scale (\bar{M}_{Pl}) and the fundamental scale (M) is deduced:

$$\bar{M}_{Pl}^2 = \frac{M^3}{k} (1 - e^{-2kr_c\pi}). \quad (2)$$

The large mass difference between the Planck scale and the fundamental scale can be eliminated if we choose $k \approx \bar{M}_{Pl}$ and $kr_c\pi \approx 35$. Consequently, the hierarchy problem is solved. In the original paper of the RS-1 model [82], the compactification radius is associated with the vacuum expectation value of a scalar field. However, r_c is not determined by the dynamics and hence the value of r_c is somewhat arbitrary. The metric in (1) can be considered as a background metric and the fluctuation in the y -coordinate results in a scalar field called the radion. Goldberger and Wise proposed a mechanism for stabilizing the size of the fifth dimension [85]. They introduce a bulk scalar field propagating in the background metric with interaction terms on the branes generating a potential that can stabilize the radion. The mass and the vacuum expectation value of the radion can be determined from this potential. The metric in 5 dimensions can be written as [7, 8, 18]

$$ds^2 = e^{-2(kr_c|\phi| + F(x, \phi))} \eta_{\mu\nu} dx^\mu dx^\nu - (1 + 2F(x, \phi))^2 r_c^2 d\phi^2. \quad (3)$$

Here, $F(x, \phi)$ represents the scalar perturbation and it can be given in the following form: $F(x, \phi) = \Phi(x)R(\phi)$. In this formula, the function $R(\phi)$ is determined by demanding that the metric in (3) solves Einstein field equations. $\Phi(x)$ represents the 4-dimensional radion field which is canonically normalized. The approximate solution for the scalar perturbation is given by

$$F(x, \phi) = \frac{\Phi(x)}{\Lambda_\phi} \exp \{2kr_c(\phi - \pi)\} \quad (4)$$

where $\Lambda_\phi = \sqrt{6}M_{Pl} \exp(-kr_c\pi)$ [7, 8].

Various extended versions of the RS-1 model were considered in the literature. In some versions of the model, not only the gravity but also some other particles are allowed to

propagate in the extra dimension. Consequently, there are Kaluza-Klein (KK) excitations of these bulk particles; but in many extended versions of the RS-1 model these KK excitations are very heavy and their direct contribution to the processes at the LHC energies can be ignored. On the other hand, the mass of the radion can be smaller than the TeV scale and can be directly detected at the LHC [18–22]. We assume such a scenario and employ the same formalism used in Refs. [18, 22].

The radion couplings to massive gauge bosons and fermions have a similar form to that of the Higgs boson. The only difference is that the radion couplings are inversely proportional to Λ_ϕ whereas Higgs couplings are inversely proportional to the electroweak scale ν . On the other hand, the couplings of the radion to photon and gluon receive additional contributions from tree-level couplings [86] and also from trace anomalies [7]. The interaction Lagrangian for the Higgs boson and the radion to the massless gauge bosons are given by [18, 22]

$$\mathcal{L}_h = \frac{1}{8\pi\nu} \left\{ \alpha b_{EM}^h h F_{\alpha\beta} F^{\alpha\beta} + \alpha_s b_{QCD}^h h G_{\alpha\beta}^{(a)} G^{(a)\alpha\beta} \right\} \quad (5)$$

$$\mathcal{L}_r = \frac{1}{4\Lambda_\phi} \left\{ \left(\frac{\alpha}{2\pi} b_{EM}^r + \frac{1}{kr_c\pi} \right) r F_{\alpha\beta} F^{\alpha\beta} + \left(\frac{\alpha_s}{2\pi} b_{QCD}^r + \frac{1}{kr_c\pi} \right) r G_{\alpha\beta}^{(a)} G^{(a)\alpha\beta} \right\} \quad (6)$$

where h and r represent Higgs and radion fields, α and α_s are the electromagnetic and strong coupling constants and

$$b_{QCD}^h = F_f, \quad b_{QCD}^r = 7 + F_f \quad (7)$$

$$b_{EM}^h = \frac{8}{3}F_f - F_W, \quad b_{EM}^r = -\frac{11}{3} + \frac{8}{3}F_f - F_W \quad (8)$$

$$F_f = \tau_f (1 + (1 - \tau_f)f(\tau_f)) \quad (9)$$

$$F_W = 2 + 3\tau_W + 3\tau_W(2 - \tau_W)f(\tau_W) \quad (10)$$

$$f(\tau) = \left\{ \begin{array}{ll} \left(\arcsin \frac{1}{\sqrt{\tau}} \right)^2 & ; \tau > 1 \\ -\frac{1}{4} \left(\log \frac{\eta_+}{\eta_-} - i\pi \right)^2 & ; \tau < 1 \end{array} \right\} \quad (11)$$

$$\tau = \left(\frac{2m_1}{m_2} \right)^2, \quad \eta_\pm = 1 \pm \sqrt{1 - \tau}. \quad (12)$$

Here, m_1 represents the mass of the particle in the loop and m_2 represents either the radion or the Higgs mass. We do not give the interaction Lagrangians of the radion and Higgs to other SM particles. These can be found in the literature. For example see Ref.[18] or [22].

The mixing between the Higgs and the radion fields can be generated by the following

action [7, 8]

$$S_\xi = \xi \int d^4x \sqrt{g_{TeV}} R(g_{TeV}) H^\dagger H \quad (13)$$

where g_{TeV} is the induced metric on the TeV brane, $R(g_{TeV})$ is the corresponding 4-dimensional Ricci scalar and ξ is the mixing parameter. The effective action (13) give rise to the following Lagrangian containing bilinear fields

$$\mathcal{L}_{mix} = -\frac{1}{2}(1 + 6\gamma^2\xi)r\Box r - \frac{1}{2}m_r^2 r^2 - \frac{1}{2}m_h^2 h^2 - \frac{1}{2}h\Box h + 6\xi\gamma h\Box r \quad (14)$$

where m_r and m_h are the radion and the Higgs mass and $\gamma = \nu/\Lambda_\phi$. The kinetic part of the above Lagrangian can be diagonalized by redefining the radion and the Higgs fields. The transformation which diagonalizes the Lagrangian is given by [8, 18]

$$h = dH + cR, \quad r = aR + bH \quad (15)$$

where

$$d = \cos\theta - \frac{6\xi\gamma}{Z}\sin\theta, \quad c = \sin\theta + \frac{6\xi\gamma}{Z}\cos\theta \quad (16)$$

$$a = \frac{\cos\theta}{Z}, \quad b = -\frac{\sin\theta}{Z} \quad (17)$$

$$Z = \sqrt{\beta - 36\xi^2\gamma^2}, \quad \beta = 1 + 6\xi\gamma^2. \quad (18)$$

Here, the angle θ can be solved from the following equation:

$$\tan 2\theta = \frac{12\xi\gamma Z m_h^2}{m_r^2 - m_h^2 (Z^2 - 36\xi^2\gamma^2)} \quad (19)$$

In eqn.(15) the mass eigenstates are represented by R and H . These are mixed fields containing both h (SM Higgs) and r (RS radion). The notation is due to the fact that when the mixing parameter converges to zero ($\xi \rightarrow 0$), the fields h and r converge to H and R respectively. Therefore, H refers to *Higgs-like* and R refers to *radion-like* mixed state. We will denote the masses of these mixed scalars by m_H and m_R . Their values can be obtained by diagonalizing the Lagrangian (14) through the transformation (15) and given by

$$m_\pm^2 = \left[m_r^2 + \beta m_h^2 \pm \sqrt{(m_r^2 + \beta m_h^2)^2 - 4m_r^2 m_h^2 Z^2} \right] / 2Z^2 \quad (20)$$

where $m_+ = m_R$ and $m_- = m_H$ if $m_R > m_H$ and $m_+ = m_H$ and $m_- = m_R$ if $m_R < m_H$. In the first case ($m_R > m_H$), the masses for h and r fields are given as a function of m_+ , m_-

by

$$m_r^2 = \frac{Z^2}{2} \left[m_+^2 + m_-^2 + \sqrt{(m_+^2 + m_-^2)^2 - \frac{4m_+^2 m_-^2 \beta}{Z^2}} \right] \quad (21)$$

$$m_h^2 = \frac{Z^2}{2\beta} \left[m_+^2 + m_-^2 - \sqrt{(m_+^2 + m_-^2)^2 - \frac{4m_+^2 m_-^2 \beta}{Z^2}} \right] \quad (22)$$

and in the second case ($m_R < m_H$) they are given by

$$m_r^2 = \frac{Z^2}{2} \left[m_+^2 + m_-^2 - \sqrt{(m_+^2 + m_-^2)^2 - \frac{4m_+^2 m_-^2 \beta}{Z^2}} \right] \quad (23)$$

$$m_h^2 = \frac{Z^2}{2\beta} \left[m_+^2 + m_-^2 + \sqrt{(m_+^2 + m_-^2)^2 - \frac{4m_+^2 m_-^2 \beta}{Z^2}} \right]. \quad (24)$$

We observe from (21)-(24) that the term inside the square root must be positive for physical masses. Therefore we have a condition which must be satisfied for m_R and m_H :

$$(m_R^2 + m_H^2)^2 - \frac{4m_R^2 m_H^2 \beta}{Z^2} > 0. \quad (25)$$

The interaction Lagrangians for mixed-radion and mixed-Higgs to massless gauge bosons can be obtained from Lagrangians (5) and (6) by means of the transformation (15). These can be written as

$$\begin{aligned} \mathcal{L}_H = \frac{1}{8\pi\nu} \left\{ \left[d \alpha b_{EM}^h + b\gamma \left(\frac{2}{kr_c} + \alpha b_{EM}^r \right) \right] HF_{\alpha\beta} F^{\alpha\beta} \right. \\ \left. + \left[d \alpha_s b_{QCD}^h + b\gamma \left(\frac{2}{kr_c} + \alpha_s b_{QCD}^r \right) \right] HG_{\alpha\beta}^{(a)} G^{(a)\alpha\beta} \right\} \end{aligned} \quad (26)$$

$$\begin{aligned} \mathcal{L}_R = \frac{1}{8\pi\nu} \left\{ \left[c \alpha b_{EM}^h + a\gamma \left(\frac{2}{kr_c} + \alpha b_{EM}^r \right) \right] RF_{\alpha\beta} F^{\alpha\beta} \right. \\ \left. + \left[c \alpha_s b_{QCD}^h + a\gamma \left(\frac{2}{kr_c} + \alpha_s b_{QCD}^r \right) \right] RG_{\alpha\beta}^{(a)} G^{(a)\alpha\beta} \right\}. \end{aligned} \quad (27)$$

Eventually, the Higgs-radion mixing scenario is described by 4 parameters: ξ , Λ_ϕ , m_R and m_H . However, if we assume that the observed scalar at the LHC is not the SM Higgs h but it is Higgs-like mixed state H , then we should take $m_H = 125$ GeV and thus 3 independent parameters remain.

For the aim of completeness, we give the lagrangian that describes $\gamma Z R$ interaction. This lagrangian receives contributions from fermions and W bosons circulating in the loop. It is given by [87–89]

$$\mathcal{L}_{R\gamma Z} = \frac{\alpha}{4\pi \sin \theta_W} \left[A^h \frac{c}{\nu} + A^r \frac{a}{\Lambda_\phi} \right] RF_{\alpha\beta} Z^{\alpha\beta}. \quad (28)$$

where

$$A^{r,h} = A_1^{r,h}(x_W, \lambda_W) + \sum_f \frac{N_c Q_f v_f}{\cos \theta_W} A_{1/2}^{r,h}(x_f, \lambda_f). \quad (29)$$

The explicit expressions for the functions $A_1^{r,h}(x_W, \lambda_W)$ and $A_{1/2}^{r,h}(x_f, \lambda_f)$ and also other necessary definitions can be found in Refs.[87, 88] (see also Ref.[89]).

The cross section of $pp \rightarrow p\gamma p \rightarrow pRqX$ and Numerical Results

The cross section for single mixed-radion production $pp \rightarrow p\gamma p \rightarrow pRqX$ can be obtained by integrating the cross section for the subprocesses $\gamma q \rightarrow Rq$ over the equivalent photon and quark distributions $\frac{dN_\gamma}{dx_1}$ and $\frac{dN_q}{dx_2}$:

$$\sigma(pp \rightarrow p\gamma p \rightarrow pRqX) = \sum_q \int_{x_{1min}}^{x_{1max}} dx_1 \int_0^1 dx_2 \left(\frac{dN_\gamma}{dx_1} \right) \left(\frac{dN_q}{dx_2} \right) \hat{\sigma}_{\gamma q \rightarrow Rq}(\hat{s}). \quad (30)$$

where the sum is performed over $q = u, d, s, c, b, \bar{u}, \bar{d}, \bar{s}, \bar{c}, \bar{b}$ quarks. Therefore, 10 independent subprocesses are assumed to contribute to the main process. In the integral (30), x_1 represents the energy ratio between the equivalent photon and the initial proton and x_2 is the momentum fraction of the proton's momentum carried by the quark. The equivalent photon distribution function is given by the following formula [26–30, 46]

$$\frac{dN_\gamma}{dx_1} = \frac{\alpha}{\pi x_1} (1 - x_1) \left[\varphi \left(\frac{Q_{max}^2}{Q_0^2} \right) - \varphi \left(\frac{Q_{min}^2}{Q_0^2} \right) \right] \quad (31)$$

where, $Q_0^2 = 0.71 \text{ GeV}^2$, $Q_{min}^2 = \frac{m_p^2 x_1^2}{(1-x_1)}$, $Q_{max}^2 = 2 \text{ GeV}^2$ and the φ is defined by

$$\begin{aligned} \varphi(x) = (1 + ay) & \left[-\ln\left(1 + \frac{1}{x}\right) + \sum_{k=1}^3 \frac{1}{k(1+x)^k} \right] + \frac{y(1-b)}{4x(1+x)^3} \\ & + c \left(1 + \frac{y}{4} \right) \left[\ln \left(\frac{1-b+x}{1+x} \right) + \sum_{k=1}^3 \frac{b^k}{k(1+x)^k} \right] \end{aligned} \quad (32)$$

$$\begin{aligned} y &= \frac{x_1^2}{(1-x_1)}, \quad a = \frac{1 + \mu_p^2}{4} + \frac{4m_p^2}{Q_0^2} \approx 7.16 \\ b &= 1 - \frac{4m_p^2}{Q_0^2} \approx -3.96, \quad c = \frac{\mu_p^2 - 1}{b^4} \approx 0.028 \end{aligned} \quad (33)$$

In the above formula, m_p and μ_p represent the mass and the magnetic moment of the proton. In our calculations, we evaluate the quark distributions numerically by using a

code MSTW2008 [90]. The upper and lower limits of the x_1 parameter depend on the momentum fraction loss of the photon-emitting proton. After elastic photon emission, the proton deviates slightly from its trajectory along the beam path. This deviation is related to the momentum which is transferred to the photon and described by the parameter ξ .² The ξ parameter can be given by the formula $\xi \equiv (|\vec{p}| - |\vec{p}'|)/|\vec{p}|$ where \vec{p} represents the initial proton's momentum and \vec{p}' represents forward proton's momentum after elastic photon emission. At high energies ($E \gg m_p$) it is a good approximation to assume ξ and x_1 are equal, $\xi \approx x_1$. The range of ξ parameter is specified by the forward detector acceptance. Forward detectors are capable to detect scattered protons after elastic photon emission. The detection of such scattered protons by forward detectors is used to reconstruct the collision kinematics and consequently $\gamma\gamma$ and γ -proton processes in a proton-proton collider can be identified. The LHC is equipped with such forward detectors. The ATLAS Forward Proton Detector [91] and the CMS-TOTEM Precision Proton Spectrometer [92, 93] are the forward detectors which can serve this purpose. Indeed the process $pp \rightarrow p\gamma\gamma p \rightarrow p\ell\bar{\ell}p$ is observed at the LHC using the proton tagging method by CMS-TOTEM Precision Proton Spectrometer [40]. These forward detectors cover an acceptance range of $0.015 < \xi < 0.15$ [76, 79]. Therefore during calculations we set $x_{1max} = 0.15$ and $x_{1min} = 0.015$.

The subprocess $\gamma q \rightarrow Rq$ is described by four tree-level Feynman diagrams (see Fig.2). The biggest contribution comes from t-channel diagram that contains the $\gamma\gamma R$ vertex. As we have mentioned before, this vertex receives additional contributions from tree-level couplings and also from trace anomalies. The quark-radion couplings also have tree-level contributions. But these are proportional to the quark mass and give minor contributions for light quarks. Moreover, the quark distributions for heavy quarks (b and t) in the proton are considerably small compared with valance quark distributions (t quark distribution can be safely neglected.).

In Figs.3-5 we plot the total cross section of the process $pp \rightarrow p\gamma p \rightarrow pRqX$ as a function of the mixing parameter ξ for various values of the mixed radion mass m_R and the scale Λ_ϕ . We observe from these figures that the range of the ξ increases when m_R and Λ_ϕ increases. This behavior originates from Eq.(25) which gives us the theoretically allowed region for ξ . We also observe from the figures that for a fixed value of the ξ parameter, the cross

² One should be careful not to confuse it with the mixing parameter.

section increases as Λ_ϕ decreases. The minima of the plots deviate slightly as a function of m_R for large mass values greater than the mixed Higgs mass. However, the curve for $m_R = 100$ GeV is very different from other curves. This behavior originates from the term $\Delta \equiv (m_+^2 + m_-^2)^2 - \frac{4m_+^2 m_-^2 \beta}{Z^2}$ in the square root in Eqs.(21)-(24). Δ exhibits a drastic change at $m_+ \approx m_-$. The masses m_r and m_h and the θ parameter (see Eq.(19)) change slightly as a function of m_R in the interval which is much more greater than the mixed Higgs mass. On the other hand, when m_R becomes closer to $m_H = 125$ GeV, m_r , m_h and θ change more rapidly. This explains the reason why the cross section curve for $m_R = 100$ GeV is very different from the curves for $m_R = 300 - 900$ GeV.

The mixed radions produced via this process can be detected by the central detectors through their decay products. Therefore, the invariant mass measurement of the radion decay products is crucial to determine the radion mass and discern the process $pp \rightarrow p\gamma p \rightarrow pRqX$ from some possible SM background processes. We analyze the process by considering three different decay channel of the mixed radion: $R \rightarrow \gamma\gamma$, $R \rightarrow W^+W^-$ and $R \rightarrow ZZ$. In the first case, the number of events is given by $N = S \times L_{int} \times \sigma(pp \rightarrow p\gamma p \rightarrow pRqX) \times BR(R \rightarrow \gamma\gamma)$, where $BR(R \rightarrow \gamma\gamma)$ is the branching ratio, L_{int} is the integrated luminosity and S is the survival probability factor which is taken to be 0.7. The invariant mass of the final photon pair can be evaluated using the photon energies and the angle between the photons measured in the electromagnetic calorimeter. The uncertainty associated with photon detection is generally lower than the uncertainties associated with the detection of other particles (quarks, gluons or leptons as well). Therefore, we assume that the radions, if they exist, can be detected and discerned from the SM signals by performing an invariant mass measurement on the final photon pair. Hence, the number of observed events in the SM prediction is assumed to be zero. Therefore, during statistical analysis for $R \rightarrow \gamma\gamma$ decay channel, we employ the Poisson distribution formula to constrain the free model parameters ξ , Λ_ϕ and m_R . In the Poisson distribution formula, the upper limit of the number of events N_{up} gives 3 events at 95% C.L [94]. The upper limit of number of events can be converted to the limits of model parameters through the formula $N(\xi, \Lambda_\phi, m_R, L_{int}) = N_{up} = 3$. Therefore, the restricted region in the parameter space corresponds to the values of the model parameters which satisfy $N \geq 3$. However we should note that our analysis for $R \rightarrow \gamma\gamma$ is severely over-simplified. Since we have ignored all background processes, our analysis gives a rough estimate about the constraints on the model parameters. Hence, it

is better to call these constraints 3 or more signal event constraints rather than 95% C.L. constraints. During numerical calculations, we also impose a pseudorapidity cut of $|\eta| < 2.5$ for all final state particles. In Fig.6 we show the restricted regions in the $\xi - m_R$ parameter plane for the integrated luminosities of $L_{int} = 200 \text{ fb}^{-1}$, 500 fb^{-1} and 3000 fb^{-1} . Three panels from left to right show the restricted regions for three different values of the energy scale $\Lambda_\phi = 1 \text{ TeV}$, 3 TeV and 5 TeV .

The statistical analysis in the case of $R \rightarrow W^+W^-$ and $R \rightarrow ZZ$ decay channels is more complicated compared with $R \rightarrow \gamma\gamma$ case. In order to discern the radions experimentally we should determine the invariant mass of the final WW and ZZ pairs with some precision. However, the uncertainties associated with W and Z boson detection are considerably larger than the uncertainties associated with photon detection. We assume that the invariant mass of the final particle pairs can be determined with a 20 GeV inaccuracy ,i.e., $m_R - 10 \text{ GeV} < m_{inv} < m_R + 10 \text{ GeV}$. There are some SM processes which give the same final states. These SM backgrounds cannot be eliminated even if the above invariant mass cut is imposed. For instance, there are 26 SM subprocesses of the form $\gamma q \rightarrow W^+W^-q'$ which contribute to the process $pp \rightarrow p\gamma p \rightarrow pW^+W^-qX$. The sum of all these SM contributions gives an integrated cross section of $1,2 \times 10^{-3} \text{ pb}$ when we impose an invariant mass cut of $490 \text{ GeV} < m_{inv} < 510 \text{ GeV}$ on the final W^+W^- pair. This makes approximately 100 events for $L_{int} = 200 \text{ fb}^{-1}$. Therefore, in the case of $R \rightarrow W^+W^-$ and $R \rightarrow ZZ$ decay channels we employ χ^2 analysis and assume that SM cross section is equal to the sum of the cross sections for SM backgrounds with the appropriate cuts imposed. The χ^2 function is defined by

$$\chi^2 = \left(\frac{N_{AN} - N_{SM}}{N_{SM} \delta} \right)^2 \quad (34)$$

where, N_{AN} is the number of events containing both new physics and SM contributions, N_{SM} is the number of events expected in the SM and $\delta = \frac{1}{\sqrt{N_{SM}}}$ is the statistical error. To be precise for $R \rightarrow W^+W^-$ case, $N_{SM} = S \times L_{int} \times \sigma_{background}(pp \rightarrow p\gamma p \rightarrow pW^+W^-qX) \times Br^2$ and $N_{AN} = S \times L_{int} \times \sigma(pp \rightarrow p\gamma p \rightarrow pRqX) \times BR(R \rightarrow W^+W^-) \times Br^2 + N_{SM}$, where $BR(R \rightarrow W^+W^-)$ is the branching ratio for the $R \rightarrow W^+W^-$ decay and Br is the branching ratio of the W boson to hadrons. For $R \rightarrow ZZ$ case, the number of events can be obtained in a similar manner but we consider the branching ratios for both $Z \rightarrow \text{hadrons}$ and $Z \rightarrow \text{leptons}$. We use the following values for the branching ratios: $Br(W \rightarrow \text{hadrons}) = 0.674$,

$Br(Z \rightarrow \text{hadrons}) = 0.699$ and $Br(Z \rightarrow \text{leptons}(e^-e^+, \mu^-\mu^+)) = 0.067$. The background contributions have been calculated by using CalcHEP 3.6.20 [95]. In Figs.7-9 we present 95% C.L. restricted regions in the $\xi - m_R$ parameter plane obtained from two parameter χ^2 test for the processes $pp \rightarrow p\gamma p \rightarrow pRqX \rightarrow p(W^+W^-, ZZ)qX$. As in the $R \rightarrow \gamma\gamma$ case, we consider $L_{int} = 200 \text{ fb}^{-1}$, 500 fb^{-1} and 3000 fb^{-1} integrated luminosity values and $\Lambda_\phi = 1 \text{ TeV}$, 3 TeV and 5 TeV values for the energy scale. We observe from the figures that the most stringent bounds are obtained for $R \rightarrow ZZ$; $Z \rightarrow \text{hadrons}$ decay channels as expected. On the other hand, the restricted areas are almost same in $R \rightarrow W^+W^-$; $W^\pm \rightarrow \text{hadrons}$ and $R \rightarrow ZZ$; $Z \rightarrow \text{leptons}$ decay channels. Such a result may seem contradictory at first, since the branching ratio for $W^\pm \rightarrow \text{hadrons}$ is approximately 10 times bigger than branching ratio for $Z \rightarrow \text{leptons}$. We can understand this result if we take account of the size of the background processes. The cross sections of the background processes for W^+W^- final state are considerably larger than those for ZZ final state. For instance, at the LHC energy the sum of all background contributions gives an integrated cross section of $1,2 \times 10^{-3} \text{ pb}$ when we impose an invariant mass cut of $490 \text{ GeV} < m_{inv} < 510 \text{ GeV}$ on the final W^+W^- pair. The corresponding background contribution for ZZ final state is only $0,87 \times 10^{-6} \text{ pb}$. Therefore, although the cross section for $\gamma q \rightarrow (R \rightarrow W^+W^- \rightarrow \text{hadrons})q$ is considerably larger than the cross section for $\gamma q \rightarrow (R \rightarrow ZZ \rightarrow 4 \text{ leptons})q$, sensitivity bounds are spoiled in the former process due to large background contributions.

The physics potential of a future circular collider (FCC) has been discussed by the physics community and the interest in the subject is growing rapidly [96, 97]. Such a very high energetic machine is expected to have a great potential to probe the new physics. For the purpose of comparison, we have performed a similar analysis and obtain the sensitivity bounds for a proton-proton collider with the center-of-mass energy of 100 TeV . During calculations, we assume an integrated luminosity of $L_{int} = 3000 \text{ fb}^{-1}$ and forward detector acceptance range of $0.015 < \xi < 0.15$ (same acceptance range with LHC). The bounds on the $\xi - m_R$ parameter plane are given in Fig.10 for $R \rightarrow \gamma\gamma$ decay channel and in Figs.11-13 for $R \rightarrow W^+W^-$ and $R \rightarrow ZZ$ decay channels. We plot both FCC ($\sqrt{s} = 100 \text{ TeV}$) and LHC ($\sqrt{s} = 14 \text{ TeV}$) bounds on the same graph in order to provide convenience in comparison.

Conclusions

Complementary to deep inelastic proton-proton collisions photon-photon and photon-proton collisions via elastic photon emission can be studied in a proton collider. We investigate the potential of single radion photoproduction process $pp \rightarrow p\gamma p \rightarrow pRqX$ to probe new physics which may originate from Higgs-radion mixing. We consider high luminosity values $L_{int} = 200 \text{ fb}^{-1}$, 500 fb^{-1} and 3000 fb^{-1} of the LHC with $\sqrt{s} = 14\text{TeV}$. Even though the radions cannot be detected directly by the central detectors, their existence can be inferred from their decay products. We consider $R \rightarrow \gamma\gamma$, $R \rightarrow W^+W^-$ and $R \rightarrow ZZ$ decay channels of the radion as the signal. As we have shown from Fig.6 the restricted region obtained for $R \rightarrow \gamma\gamma$ decay channel very depends on the luminosity. For instance, at $\Lambda_\phi = 3 \text{ TeV}$ and $m_R = 400 \text{ GeV}$, the restricted ξ interval is enlarged by approximately a factor of 12 when luminosity increases from 500 fb^{-1} to 3000 fb^{-1} . It is evident from Fig.6 that the restricted region almost vanishes for luminosities $L_{int} < 200 \text{ fb}^{-1}$. On the other hand, we observe from Figs.7-9 that luminosity has a relatively minor effect on the sensitivity bounds for $R \rightarrow W^+W^-$ and $R \rightarrow ZZ$ cases. The experimental constraints from LHC data have been summarized in Ref.[22] (see Fig.4 of [22]). It was shown that the negative ξ region is ruled out by the LHC data for $m_R > 125 \text{ GeV}$. When we compare our bounds with the experimental bounds presented in Ref.[22], we see that our analysis for $R \rightarrow ZZ$; $Z \rightarrow \text{hadrons}$ decay channels with an integrated luminosity of $L_{int} = 3000 \text{ fb}^{-1}$ and $\Lambda_\phi = 3$ and 5 TeV exclude almost all the allowed region above $\xi = 0.5$. On the other hand, in the case of $R \rightarrow W^+W^-$; $W^\pm \rightarrow \text{hadrons}$ and $R \rightarrow ZZ$; $Z \rightarrow \text{leptons}$ decay channels, our analysis for $\Lambda_\phi = 3$ and 5 TeV and $L_{int} = 3000 \text{ fb}^{-1}$ exclude approximately half of the allowed region above $\xi = 0.5$.

For the purpose of comparison, we have also obtained the bounds on the $\xi - m_R$ parameter plane for a future proton-proton collider with $\sqrt{s} = 100\text{TeV}$. We see from Figs.10 that when we consider $R \rightarrow \gamma\gamma$ decay channel, FCC probes mixed radions with a far better sensitivity than the LHC. This feature is more prominent for large values of the energy scale Λ_ϕ and the mass m_R . On the other hand, we see from Figs.11-13 that in the $R \rightarrow W^+W^-$ and $R \rightarrow ZZ$ cases FCC provide a slight improvement in the sensitivity bounds with respect to

LHC for $\Lambda_\phi = 3$ and 5 TeV.

- [1] G. Aad *et al.* [ATLAS Collaboration], Phys. Lett. B **716**, 1 (2012) [arXiv:1207.7214 [hep-ex]].
- [2] S. Chatrchyan *et al.* [CMS Collaboration], Phys. Lett. B **716**, 30 (2012) [arXiv:1207.7235 [hep-ex]].
- [3] K. Cheung and T. C. Yuan, Phys. Rev. Lett. **108**, 141602 (2012) [arXiv:1112.4146 [hep-ph]].
- [4] Y. Tang, arXiv:1204.6145 [hep-ph].
- [5] P. P. Giardino, K. Kannike, M. Raidal and A. Strumia, Phys. Lett. B **718**, 469 (2012) [arXiv:1207.1347 [hep-ph]].
- [6] Z. Chacko, R. Franceschini and R. K. Mishra, JHEP **1304**, 015 (2013) [arXiv:1209.3259 [hep-ph]].
- [7] C. Csaki, M. L. Graesser and G. D. Kribs, Phys. Rev. D **63**, 065002 (2001) [hep-th/0008151].
- [8] D. Dominici, B. Grzadkowski, J. F. Gunion and M. Toharia, Nucl. Phys. B **671**, 243 (2003) [hep-ph/0206192].
- [9] M. Chaichian, A. Datta, K. Huitu and Z. h. Yu, Phys. Lett. B **524**, 161 (2002) [hep-ph/0110035].
- [10] K. Cheung, C. S. Kim and J. h. Song, Phys. Rev. D **69**, 075011 (2004) [hep-ph/0311295].
- [11] J. F. Gunion, M. Toharia and J. D. Wells, Phys. Lett. B **585**, 295 (2004) [hep-ph/0311219].
- [12] K. Cheung, C. S. Kim and J. Song, Phys. Rev. D **72**, 115015 (2005) [hep-ph/0509017].
- [13] M. Toharia, Phys. Rev. D **79**, 015009 (2009) [arXiv:0809.5245 [hep-ph]].
- [14] V. Barger, M. Ishida and W. Y. Keung, Phys. Rev. Lett. **108**, 101802 (2012) [arXiv:1111.4473 [hep-ph]].
- [15] H. de Sandes and R. Rosenfeld, Phys. Rev. D **85**, 053003 (2012) [arXiv:1111.2006 [hep-ph]].
- [16] B. Grzadkowski, J. F. Gunion and M. Toharia, Phys. Lett. B **712**, 70 (2012) [arXiv:1202.5017 [hep-ph]].
- [17] M. Frank, B. Korutlu and M. Toharia, Phys. Rev. D **85**, 115025 (2012) [arXiv:1204.5944 [hep-ph]].
- [18] H. Kubota and M. Nojiri, Phys. Rev. D **87**, 076011 (2013) [arXiv:1207.0621 [hep-ph]].
- [19] N. Desai, U. Maitra and B. Mukhopadhyaya, JHEP **1310**, 093 (2013) [arXiv:1307.3765 [hep-ph]].

- [20] P. Cox, A. D. Medina, T. S. Ray and A. Spray, JHEP **1402**, 032 (2014) [arXiv:1311.3663 [hep-ph]].
- [21] H. Kubota and M. Nojiri, Phys. Rev. D **90**, no. 3, 035006 (2014) [arXiv:1404.3013 [hep-ph]].
- [22] M. Frank, K. Huitu, U. Maitra and M. Patra, Phys. Rev. D **94**, no. 5, 055016 (2016) [arXiv:1606.07689 [hep-ph]].
- [23] A. Chakraborty, U. Maitra, S. Raychaudhuri and T. Samui, Nucl. Phys. B **922**, 41 (2017) [arXiv:1701.07471 [hep-ph]].
- [24] A. Angelescu, G. Moreau and F. Richard, Phys. Rev. D **96**, no. 1, 015019 (2017) [arXiv:1702.03984 [hep-ph]].
- [25] M. Merchand, M. Sher and K. Thrasher, JHEP **1809**, 029 (2018) [arXiv:1805.07282 [hep-ph]].
- [26] C. F. von Weizsäcker, Z. Phys. **88**, 612 (1934).
- [27] E. J. Williams, Kong. Dan. Vid. Sel. Mat. Fys. Med. **13N4**, no. 4, 1 (1935).
- [28] V. M. Budnev, I. F. Ginzburg, G. V. Meledin and V. G. Serbo, Phys. Rep. **15**, 181 (1975).
- [29] G. Baur *et al.*, Phys. Rep. **364**, 359 (2002).
- [30] K. Piotrkowski, Phys. Rev. D **63**, 071502 (2001) [hep-ex/0009065].
- [31] A. Abulencia *et al.* (CDF Collaboration), Phys. Rev. Lett. **98**, 112001 (2007); arXiv:hep-ex/0611040.
- [32] T. Aaltonen *et al.* (CDF Collaboration), Phys. Rev. Lett. **102**, 222002 (2009); arXiv:0902.2816 [hep-ex].
- [33] T. Aaltonen *et al.* (CDF Collaboration), Phys. Rev. Lett. **102**, 242001 (2009); arXiv:0902.1271 [hep-ex].
- [34] S. Chatrchyan *et al.* (CMS Collaboration), JHEP **1201**, 052 (2012) [arXiv:1111.5536 [hep-ex]].
- [35] S. Chatrchyan *et al.* (CMS Collaboration), JHEP **1211**, 080 (2012) [arXiv:1209.1666 [hep-ex]].
- [36] S. Chatrchyan *et al.* (CMS Collaboration), JHEP **1307**, 116 (2013) [arXiv:1305.5596 [hep-ex]].
- [37] V. Khachatryan *et al.* [CMS Collaboration], JHEP **1608**, 119 (2016) [arXiv:1604.04464 [hep-ex]].
- [38] M. Aaboud *et al.* [ATLAS Collaboration], Phys. Rev. D **94**, no. 3, 032011 (2016) [arXiv:1607.03745 [hep-ex]].
- [39] Y. Hagiwara, Y. Hatta, R. Pasechnik, M. Tasevsky and O. Teryaev, Phys. Rev. D **96**, no. 3, 034009 (2017) [arXiv:1706.01765 [hep-ph]].
- [40] A. M. Sirunyan *et al.* [CMS and TOTEM Collaborations], JHEP **1807**, 153 (2018)

- [arXiv:1803.04496 [hep-ex]].
- [41] M. Aaboud *et al.* [ATLAS Collaboration], Phys. Lett. B **777** (2018) 303 [arXiv:1708.04053 [hep-ex]].
 - [42] I. F. Ginzburg and A. Schiller, Phys. Rev. D **60**, 075016 (1999) [hep-ph/9903314].
 - [43] V.A. Khoze, A.D. Martin and M.G. Ryskin, Eur. Phys. J. C **23**, 311 (2002); arXiv:hep-ph/0111078.
 - [44] S. Heinemeyer, V. A. Khoze, M. G. Ryskin, W. J. Stirling, M. Tasevsky and G. Weiglein, Eur. Phys. J. C **53**, 231 (2008) [arXiv:0708.3052 [hep-ph]].
 - [45] N. Schul and K. Piotrkowski, Nucl. Phys. B, Proc. Suppl., **179**, 289 (2008); arXiv:0806.1097 [hep-ph].
 - [46] O. Kepka and C. Royon, Phys. Rev. D **78**, 073005 (2008); arXiv:0808.0322 [hep-ph].
 - [47] İ. Şahin and S. C. İnan, JHEP **09**, 069 (2009); arXiv:0907.3290 [hep-ph].
 - [48] T. Dougall and S. D. Wick, Eur. Phys. J. A **39**, 213 (2009) [arXiv:0706.1042 [hep-ph]].
 - [49] M. Chaichian, P. Hoyer, K. Huitu, V. A. Khoze and A. D. Pilkington, JHEP **0905**, 011 (2009) [arXiv:0901.3746 [hep-ph]].
 - [50] E. Chapon, C. Royon and O. Kepka, Phys. Rev. D **81**, 074003 (2010); arXiv:0912.5161 [hep-ph].
 - [51] K. Piotrkowski and N. Schul, AIP Conf. Proc. **1200**, 434 (2010) [arXiv:0910.0202 [hep-ph]].
 - [52] S. C. İnan, Phys. Rev. D **81**, 115002 (2010); arXiv:1005.3432 [hep-ph].
 - [53] S. Atağ and A. A. Billur, JHEP **11**, 060 (2010); arXiv:1005.2841 [hep-ph].
 - [54] V. P. Goncalves and W. K. Sauter, Phys. Rev. D **82**, 056009 (2010) [arXiv:1007.5487 [hep-ph]].
 - [55] S. C. Inan and A. A. Billur, Phys. Rev. D **84**, 095002 (2011).
 - [56] İ. Şahin, and A. A. Billur, Phys. Rev. D **83**, 035011 (2011); arXiv:1101.4998 [hep-ph].
 - [57] İ. Şahin, and M. Koksall, JHEP **03**, 100 (2011); arXiv:1010.3434 [hep-ph].
 - [58] R. S. Gupta, Phys. Rev. D **85**, 014006 (2012) [arXiv:1111.3354 [hep-ph]].
 - [59] L. N. Epele, H. Fanchiotti, C. A. G. Canal, V. A. Mitsou and V. Vento, Eur. Phys. J. Plus **127**, 60 (2012) [arXiv:1205.6120 [hep-ph]].
 - [60] B. Şahin and A. A. Billur, Phys. Rev. D **86**, 074026 (2012) [arXiv:1210.3235 [hep-ph]].
 - [61] İ. Şahin *et al.*, Phys. Rev. D **88**, 095016 (2013) [arXiv:1304.5737 [hep-ph]].
 - [62] M. Koksall and S. C. Inan, Adv. High Energy Phys. **2014**, 935840, (2014) [arXiv:1305.7096 [hep-ph]].

- [63] H. Sun and C. X. Yue, Eur. Phys. J. C **74**, 2823 (2014) [arXiv:1401.0250 [hep-ph]].
- [64] H. Sun, Eur. Phys. J. C **74**, 2977 (2014) [arXiv:1406.3897 [hep-ph]].
- [65] S. Fichet, G. von Gersdorff, O. Kepka, B. Lenzi, C. Royon and M. Saimpert, Phys. Rev. D **89**, 114004 (2014) [arXiv:1312.5153 [hep-ph]].
- [66] S. Fichet and G. von Gersdorff, JHEP **1403**, 102 (2014) [arXiv:1311.6815 [hep-ph]].
- [67] İ. Şahin *et al.*, Phys. Rev. D **91**, 035017 (2015) [arXiv:1409.1796 [hep-ph]].
- [68] A. Senol and M. Kksal, Phys. Lett. B **742**, 143 (2015) [arXiv:1410.3648 [hep-ph]].
- [69] D. Alva, T. Han and R. Ruiz, JHEP **1502**, 072 (2015) [arXiv:1411.7305 [hep-ph]].
- [70] R. E. Ruiz, arXiv:1509.06375 [hep-ph].
- [71] S. Fayazbakhsh, S. T. Monfared and M. Mohammadi Najafabadi, Phys. Rev. D **92**, no. 1, 014006 (2015) [arXiv:1504.06695 [hep-ph]].
- [72] S. Fichet, G. von Gersdorff, B. Lenzi, C. Royon and M. Saimpert, JHEP **1502**, 165 (2015) [arXiv:1411.6629 [hep-ph]].
- [73] G. C. Cho, T. Kono, K. Mawatari and K. Yamashita, Phys. Rev. D **91**, no. 11, 115015 (2015) [arXiv:1503.05678 [hep-ph]].
- [74] S. Fichet, G. von Gersdorff and C. Royon, Phys. Rev. Lett. **116**, no. 23, 231801 (2016) [arXiv:1601.01712 [hep-ph]].
- [75] A. Das and N. Okada, Phys. Rev. D **93**, no. 3, 033003 (2016) [arXiv:1510.04790 [hep-ph]].
- [76] C. Baldenegro, S. Fichet, G. von Gersdorff and C. Royon, JHEP **1706**, 142 (2017) [arXiv:1703.10600 [hep-ph]].
- [77] M. Kksal, S. C. Inan, A. A. Billur, Y. Ozguven and M. K. Bahar, Phys. Lett. B **783**, 375 (2018) [arXiv:1711.02405 [hep-ph]].
- [78] A. Gutierrez-Rodriguez, M. Kksal, A. A. Billur and M. A. Hernandez-Ruiz, arXiv:1712.02439 [hep-ph].
- [79] C. Baldenegro, S. Fichet, G. von Gersdorff and C. Royon, JHEP **1806**, 131 (2018) [arXiv:1803.10835 [hep-ph]].
- [80] S. C. Inan and A. V. Kisselev, arXiv:1805.01441 [hep-ph].
- [81] L. A. Harland-Lang, V. A. Khoze, M. G. Ryskin and M. Tasevsky, arXiv:1812.04886 [hep-ph].
- [82] L. Randall and R. Sundrum, Phys. Rev. Lett. **83**, 3370 (1999) [hep-ph/9905221].
- [83] L. Randall and R. Sundrum, Phys. Rev. Lett. **83**, 4690 (1999) [hep-th/9906064].
- [84] Y. X. Liu, arXiv:1707.08541 [hep-th].

- [85] W. D. Goldberger and M. B. Wise, Phys. Rev. Lett. **83**, 4922 (1999) [hep-ph/9907447].
- [86] C. Csaki, J. Hubisz and S. J. Lee, Phys. Rev. D **76**, 125015 (2007) [arXiv:0705.3844 [hep-ph]].
- [87] S. Bhattacharya, M. Frank, K. Huitu, U. Maitra, B. Mukhopadhyaya and S. K. Rai, Phys. Rev. D **91**, 016008 (2015) [arXiv:1410.0396 [hep-ph]].
- [88] J. F. Gunion, G. L. Kane and J. Wudka, Nucl. Phys. B **299**, 231 (1988).
- [89] M. Farina, Y. Grossman and D. J. Robinson, Phys. Rev. D **92**, no. 7, 073007 (2015) [arXiv:1503.06470 [hep-ph]].
- [90] A. D. Martin, W. J. Stirling, R. S. Thorne and G. Watt, Eur. Phys. J. C **63**, 189 (2009) [arXiv:0901.0002 [hep-ph]].
- [91] L. Adamczyk *et al.*, CERN-LHCC-2015-009, ATLAS-TDR-024.
- [92] M. Albrow *et al.* [CMS and TOTEM Collaborations], CERN-LHCC-2014-021, TOTEM-TDR-003, CMS-TDR-13.
- [93] M. Albrow, arXiv:1310.4529 [physics.ins-det].
- [94] C. Patrignani *et al.* (Particle Data Group), Chinese Physics C, 40, 100001 (2016).
- [95] A. Belyaev, N. D. Christensen and A. Pukhov, Comput. Phys. Commun. **184**, 1729 (2013) [arXiv:1207.6082 [hep-ph]].
- [96] N. Arkani-Hamed, T. Han, M. Mangano and L. T. Wang, Phys. Rept. **652**, 1 (2016) [arXiv:1511.06495 [hep-ph]].
- [97] M. L. Mangano *et al.*, CERN Yellow Report, no. 3, 1 (2017) doi:10.23731/CYRM-2017-003.1 [arXiv:1607.01831 [hep-ph]].

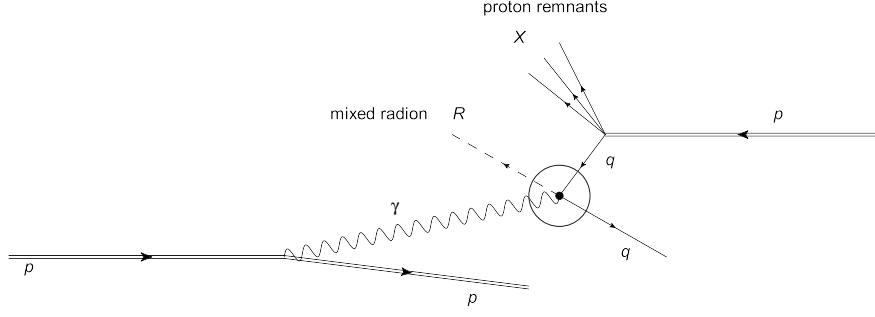


FIG. 1: The schematic diagram which illustrates the process $pp \rightarrow p\gamma p \rightarrow pRqX$.

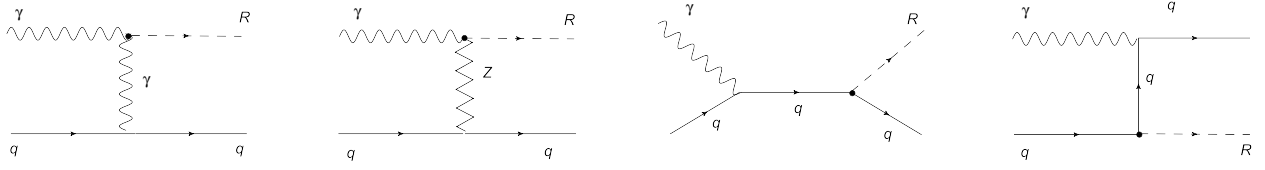


FIG. 2: The Feynman diagrams for the subprocess $\gamma q \rightarrow Rq$.

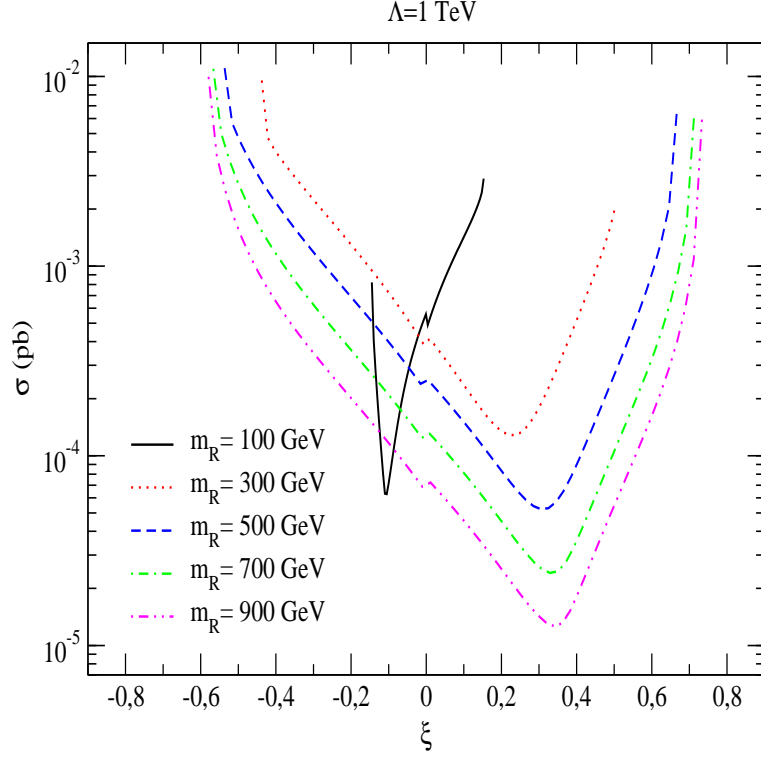


FIG. 3: The total cross section of the process $pp \rightarrow p\gamma p \rightarrow pRqX$ as a function of the mixing parameter ξ for various values of the mixed radion mass m_R stated on the figure. The center-of-mass energy of the proton-proton system is taken to be $\sqrt{s} = 14$ TeV and $\Lambda_\phi = 1$ TeV.

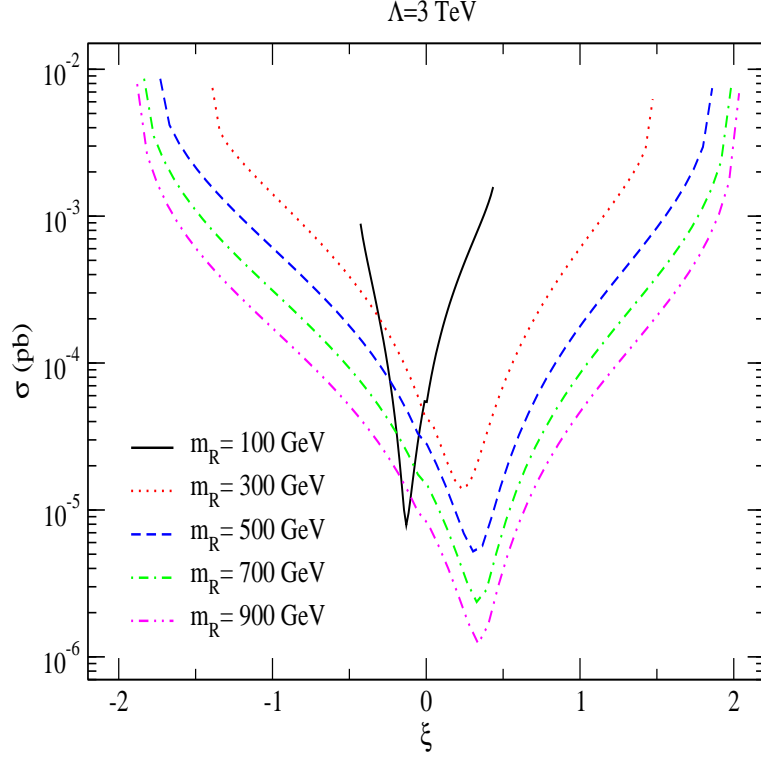


FIG. 4: The total cross section of the process $pp \rightarrow p\gamma p \rightarrow pRqX$ as a function of the mixing parameter ξ for various values of the mixed radion mass m_R stated on the figure. The center-of-mass energy of the proton-proton system is taken to be $\sqrt{s} = 14 \text{ TeV}$ and $\Lambda_\phi = 3 \text{ TeV}$.

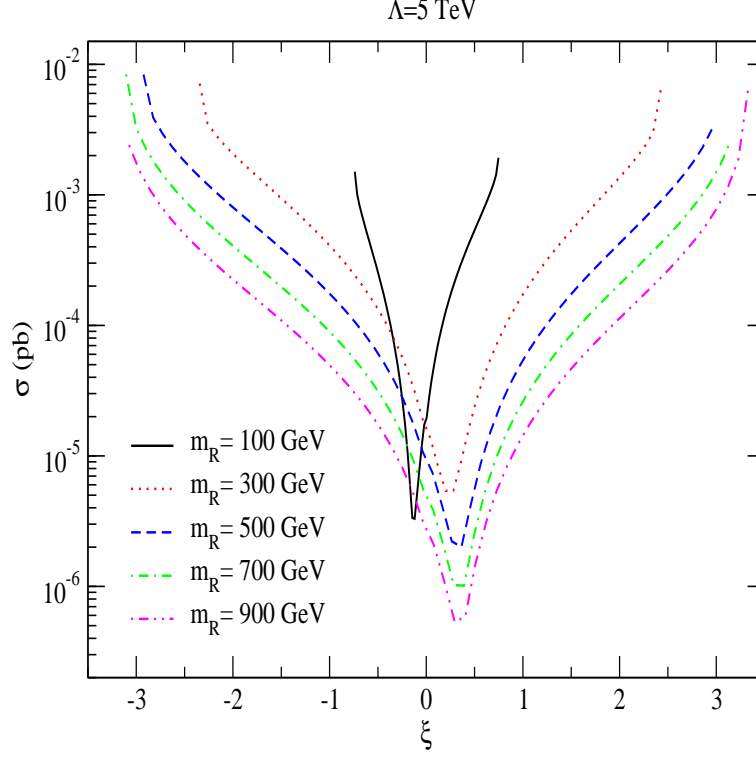


FIG. 5: The total cross section of the process $pp \rightarrow p\gamma p \rightarrow pRqX$ as a function of the mixing parameter ξ for various values of the mixed radion mass m_R stated on the figure. The center-of-mass energy of the proton-proton system is taken to be $\sqrt{s} = 14$ TeV and $\Lambda_\phi = 5$ TeV.

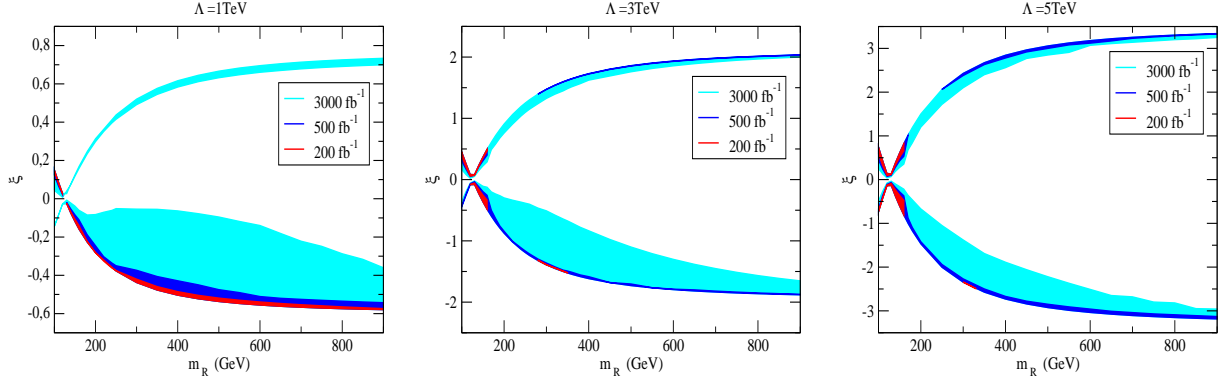


FIG. 6: $N \geq 3$ restricted regions in the $\xi - m_R$ parameter plane for the integrated luminosities stated on the figures. $R \rightarrow \gamma\gamma$ decay channel of the mixed radion is considered as the signal. The center-of-mass energy of the proton-proton system is taken to be $\sqrt{s} = 14$ TeV. The left, middle and right panels show restricted regions for $\Lambda_\phi = 1$ TeV, $\Lambda_\phi = 3$ TeV and $\Lambda_\phi = 5$ TeV respectively.

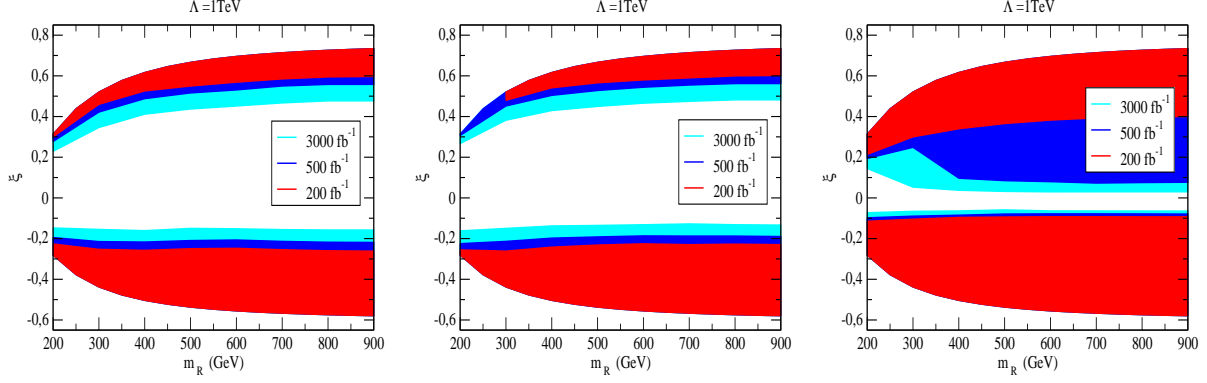


FIG. 7: 95% C.L. restricted regions in the $\xi - m_R$ parameter plane for the integrated luminosities stated on the figures. In the left panel we consider $R \rightarrow W^+W^-$; $W^\pm \rightarrow \text{hadrons}$ decay channels of the mixed radion. In the middle and right panels we consider $R \rightarrow ZZ$; $Z \rightarrow \text{leptons}$ and $R \rightarrow ZZ$; $Z \rightarrow \text{hadrons}$ decay channels respectively. The center-of-mass energy of the proton-proton system is taken to be $\sqrt{s} = 14$ TeV and $\Lambda_\phi = 1$ TeV

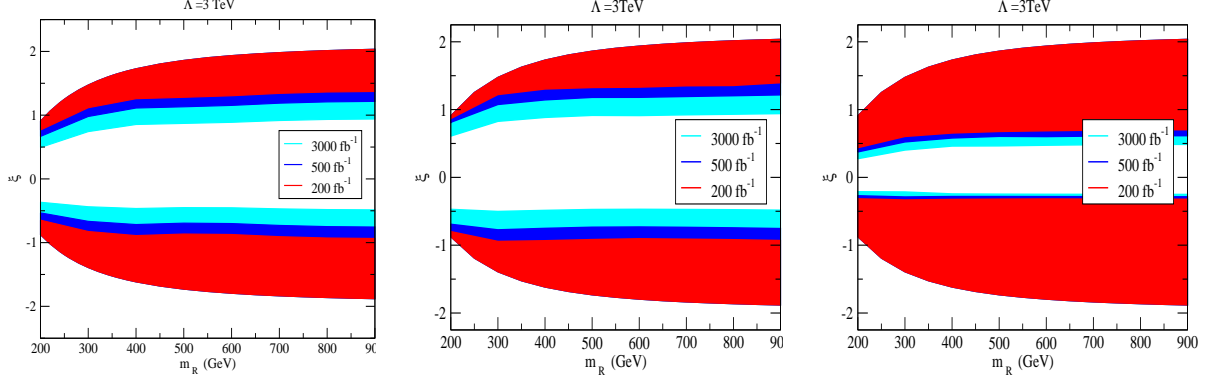


FIG. 8: The same as FIG. 7 but for $\Lambda_\phi = 3$ TeV

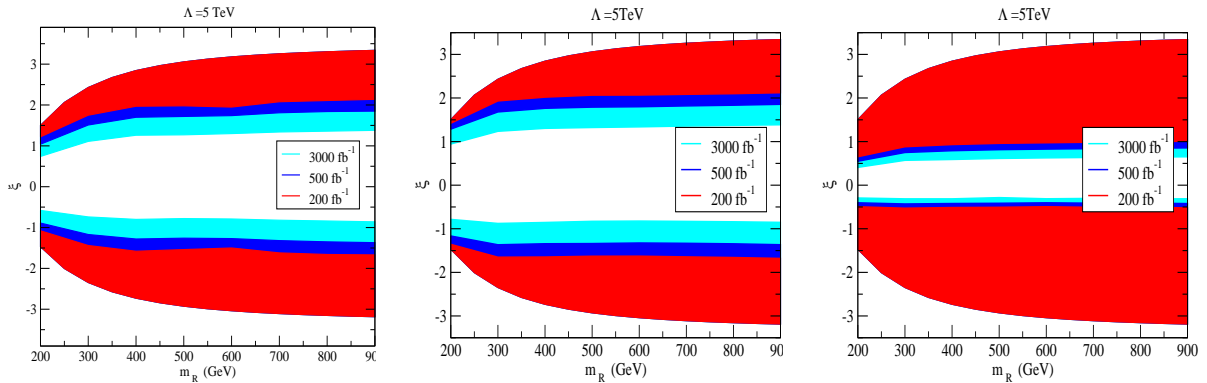


FIG. 9: The same as FIG. 7 but for $\Lambda_\phi = 5$ TeV.

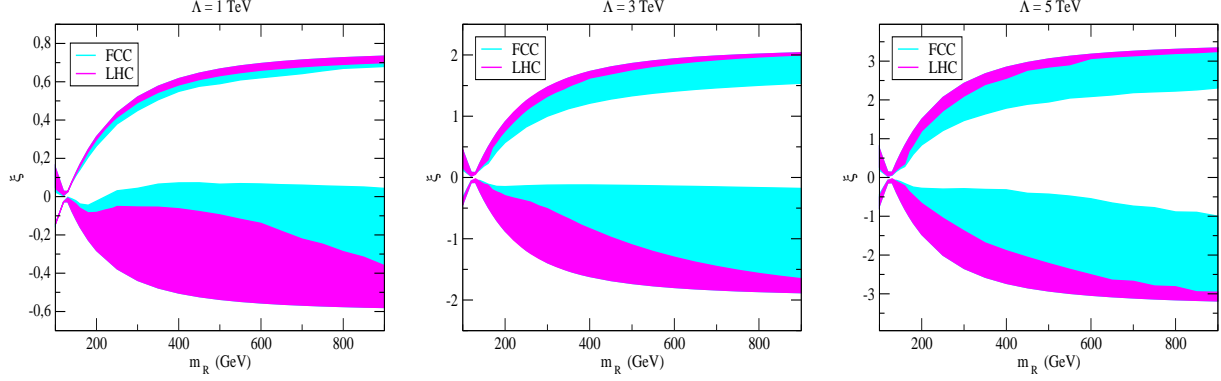


FIG. 10: 95% C.L. restricted regions in the $\xi - m_R$ parameter plane for FCC ($\sqrt{s} = 100$ TeV) and LHC ($\sqrt{s} = 14$ TeV). $R \rightarrow \gamma\gamma$ decay channel of the mixed radion is considered as the signal. The integrated luminosity is taken to be $L_{int} = 3000 \text{ fb}^{-1}$. The left, middle and right panels show restricted regions for $\Lambda_\phi = 1$ TeV, $\Lambda_\phi = 3$ TeV and $\Lambda_\phi = 5$ TeV respectively.

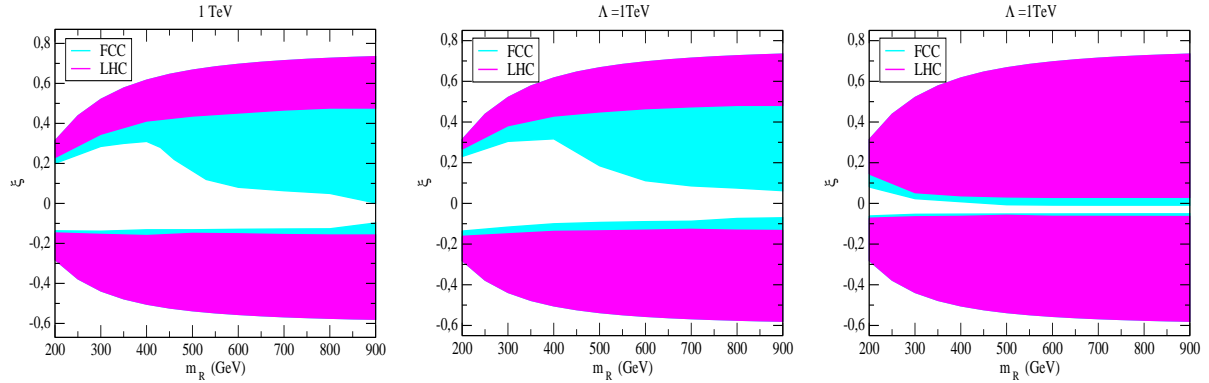


FIG. 11: 95% C.L. restricted regions in the $\xi - m_R$ parameter plane for FCC ($\sqrt{s} = 100$ TeV) and LHC ($\sqrt{s} = 14$ TeV). In the left panel we consider $R \rightarrow W^+W^-$; $W^\pm \rightarrow \text{hadrons}$ decay channels of the mixed radion. In the middle and right panels we consider $R \rightarrow ZZ$; $Z \rightarrow \text{leptons}$ and $R \rightarrow ZZ$; $Z \rightarrow \text{hadrons}$ decay channels respectively. The integrated luminosity is taken to be $L_{int} = 3000 \text{ fb}^{-1}$ and $\Lambda_\phi = 1$ TeV.

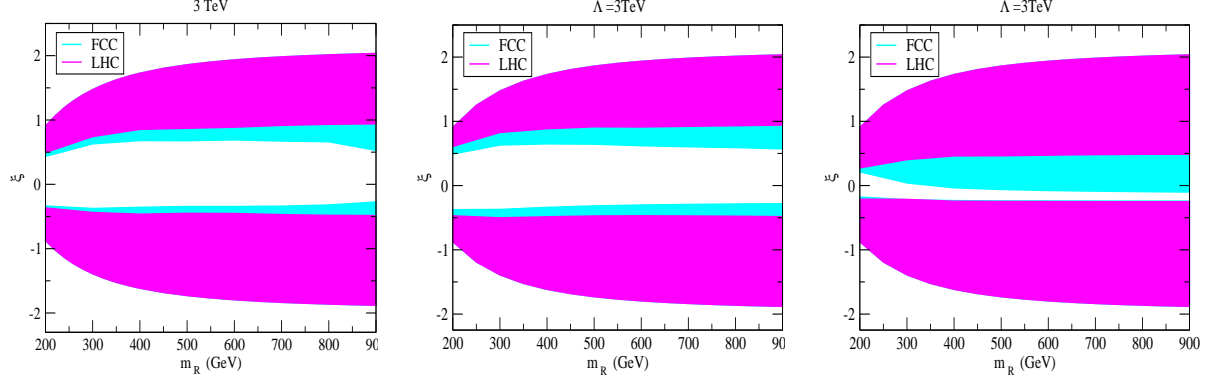


FIG. 12: The same as FIG. 11 but for $\Lambda_\phi = 3$ TeV.

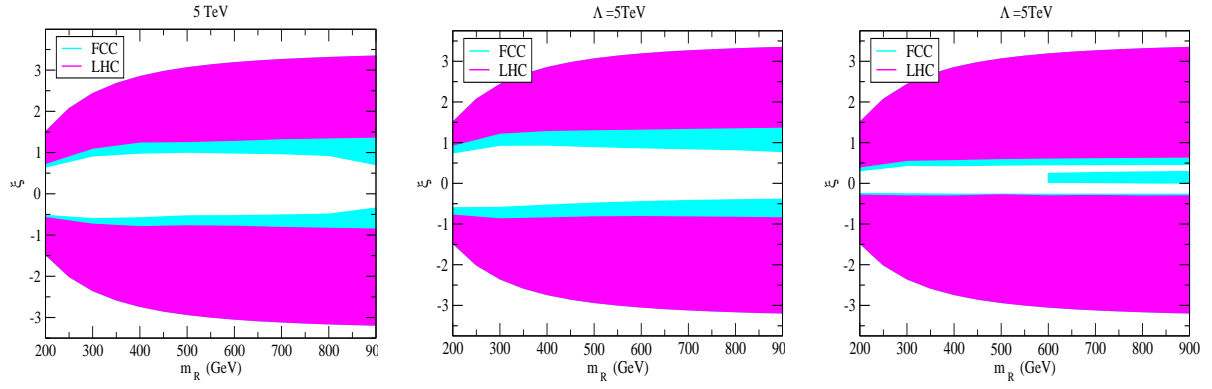


FIG. 13: The same as FIG. 11 but for $\Lambda_\phi = 5$ TeV.