

The fixed angle scattering problem and wave equation inverse problems with two measurements

Rakesh* Mikko Salo†

March 18, 2019

Abstract

We consider two formally determined inverse problems for the wave equation in more than one space dimension. Motivated by the fixed angle inverse scattering problem, we show that a compactly supported potential is uniquely determined by the far field pattern generated by plane waves coming from exactly two opposite directions. This implies that a reflection symmetric potential is uniquely determined by its fixed angle scattering data. We also prove a Lipschitz stability estimate for an associated problem. Motivated by the point source inverse problem in geophysics, we show that a compactly supported potential is uniquely determined from boundary measurements of the waves generated by exactly two sources - a point source and an incoming spherical wave. These results are proved using Carleman estimates and adapting the ideas introduced by Bukhgeim and Klibanov on the use of Carleman estimates for inverse problems.

Contents

1	Introduction	3
1.1	The plane wave scattering problems	3
1.2	The point source and spherical wave source problems	7

*Department of Mathematical Sciences, University of Delaware, Newark, DE 19716, USA. Email: rakesh@udel.edu

†Department of Mathematics and Statistics, University of Jyväskylä, Jyväskylä, Finland. Email: mikko.j.salo@jyu.fi.

2	Proofs for the two plane wave sources problem	10
2.1	The main proposition for plane wave sources	11
2.2	Proof of Theorem 1.2	11
2.3	Proof of Proposition 2.1	14
2.4	Proof of Proposition 1.1	17
3	Lemmas for the two plane wave sources problem	17
3.1	Carleman weight and estimates for the plane waves problem	17
3.2	Energy estimates for the plane wave problem	20
3.3	The construction of $\rho(x, t)$	25
4	Proofs for the spherical and point source problem	28
4.1	Proof of Theorem 1.6	29
4.2	Proof of Proposition 4.1	31
4.3	Proof of Proposition 1.5	34
5	Lemmas for the spherical and point source problem	37
5.1	Energy estimates for the spherical and point source problem	37
5.2	Carleman weight for the spherical wave problem	39
6	Acknowledgment	43

1 Introduction

Coefficient determination problems for hyperbolic PDEs arise in areas such as geophysics and medical imaging. Formally determined problems, that is, problems where the parameter count for the unknown coefficient equals the parameter count of the measured data, present special theoretical and computational challenges, particularly for problems in more than one space dimension. In this article we discuss a number of longstanding open formally determined problems for hyperbolic PDEs. We obtain uniqueness and stability results for these inverse problems when we have data from two measurements or the coefficient is reflection symmetric.

Our results are for the perturbed wave equation with the unknown coefficient associated with zeroth order perturbation of the wave operator - we assume the velocity is a constant. This case is relevant in quantum mechanical applications (see [RS19] for a more detailed discussion) and in cases where the sound speed is constant but the material density is variable and unknown. In many applications, the unknown coefficient of interest is associated with the non-constant velocity of propagation for the hyperbolic PDE and determining these coefficients is a more difficult problem.

1.1 The plane wave scattering problems

Let us first introduce some notation. Given $x \in \mathbb{R}^n$, $n > 1$ we may write x as $x = (y, z)$ with $y \in \mathbb{R}^{n-1}$, $z \in \mathbb{R}$. Further, $e := e_n = (0, 0, \dots, 0, 1)$, B will denote the open unit ball, S its boundary, $\square = \partial_t^2 - \Delta_x$ and ν will denote the outward unit normal to the associated surface.

Here are two of the longstanding problems associated with far field patterns. Suppose $q(x)$ is a smooth function on \mathbb{R}^n , $n > 1$, with compact support. Given a unit vector ω in \mathbb{R}^n , consider the IVP with a plane wave source:

$$\square U + qU = 0, \quad (x, t) \in \mathbb{R}^n \times \mathbb{R}, \quad (1.1)$$

$$U(x, t) = \delta(t - x \cdot \omega), \quad x \in \mathbb{R}^n, \quad t \ll 0. \quad (1.2)$$

This was studied in [RU14] and the following proposition is a consequence of the arguments in the proof of Theorem 1 in [RU14].

Proposition 1.1. *The IVP (1.1), (1.2) has a unique distributional solution $U(x, t, \omega)$ given by*

$$U(x, t, \omega) = \delta(t - x \cdot \omega) + u(x, t, \omega)H(t - x \cdot \omega)$$

where $u(x, t, \omega)$, a smooth function on the region $t \geq x \cdot \omega$, is the unique solution of the characteristic IVP

$$\square u + qu = 0, \quad (x, t) \in \mathbb{R}^n \times \mathbb{R}, \quad t > x \cdot \omega, \quad (1.3)$$

$$u(x, x \cdot \omega, \omega) = -\frac{1}{2} \int_{-\infty}^0 q(x + \sigma\omega) d\sigma, \quad x \in \mathbb{R}^n, \quad (1.4)$$

$$u(x, t, \omega) = 0, \quad x \in \mathbb{R}^n, \quad x \cdot \omega < t \ll 0. \quad (1.5)$$

Also, for any real T , on the region $\{(x, t) : x \cdot \omega \leq t \leq T\}$, $|u(x, t, \omega)|$ is bounded above by a continuous function of $\|q\|_{C^{n+4}}$. Further, when $n = 3$, given a unit vector $\theta \in \mathbb{R}^n$ and a real number s , we have (as distributions in s)

$$\lim_{r \rightarrow \infty} ru(r\theta, r - s, \omega) = \frac{1}{2\pi} \int_{x \cdot \theta = \tau} u_t(x, \tau - s, \omega) dS_x$$

for any $\tau > 0$ for which the support of q is in the region $x \cdot \theta < \tau$.

We mention that $u(x, t, \omega)$ is also characterized as $u(x, t, \omega) = v|_{\{t \geq x \cdot \omega\}}$ where v solves the inhomogeneous PDE $\square v + qv = -q\delta(t - x \cdot \omega)$ in $\mathbb{R}^n \times \mathbb{R}$ with $v|_{t < 0} = 0$. However, since v vanishes in $\{t < x \cdot \omega\}$ by finite speed of propagation, only the behaviour in the set $\{t \geq x \cdot \omega\}$ will play a role. For the proofs of the main results it will be natural to work in the region $\{t \geq x \cdot \omega\}$, and hence the proposition is stated in this setting. The proof of the upper bound on $|u(x, t, \omega)|$ is not covered in the proof of Theorem 1 in [RU14] and we postpone its proof to subsection 2.4. Also, the upper bound given is not optimal but adequate for our purposes.

Motivated by Proposition 1.1, for $n = 3$, we define the far field pattern of $u(x, t, \omega)$ in the direction θ , with delay s , as

$$\alpha(\theta, \omega, s) := \frac{1}{2\pi} \int_{x \cdot \theta = \tau} u_t(x, \tau - s, \omega) dS_x, \quad |\theta| = 1, |\omega| = 1, s \in \mathbb{R}.$$

This definition can be extended to all odd dimensions $n \geq 3$ [MU08]. It is closely related to other definitions of far field patterns in scattering theory; please see [RU14] for a discussion about this.

There are two longstanding open problems in scattering theory, **the backscattering problem**, consisting of examining the injectivity, stability and inversion of the map

$$q \rightarrow \alpha(-\omega, \omega, s)|_{|\omega|=1, s \in \mathbb{R}} \quad (\text{backscattering problem})$$

and the **fixed angle scattering problem** (also called the **single scattering problem**), consisting of examining, for a fixed ω , the injectivity, stability and inversion of the map

$$q \rightarrow \alpha(\theta, \omega, s)|_{|\theta|=1, s \in \mathbb{R}} \quad (\text{fixed angle scattering problem}).$$

These problems are often formulated in terms of the scattering amplitude $a_q(k, \omega, \theta)$, where $k > 0$ is a frequency, which appears in stationary scattering theory (relations between the time domain and stationary approaches are discussed in [Uh01]). Both these problems remain open, including the injectivity of these maps, but there are partial results for both these problems.

For the backscattering problem, the map has been shown to be analytic, shown to be injective when q is small enough in some norm or when q is restricted to angularly controlled perturbations of a single q_0 . Further, it has been shown that one can recover the principal singularities of q . We only mention here the works [ER92, GU93, MU08, OPS01, RU14, RR12, St90], and refer to the introduction of [RU14] for further references and discussion. However, for the backscattering

problem, one does not even know whether the backscattering data is enough to distinguish between zero and non-zero q , that is, whether $\alpha(-\omega, \omega, s)|_{|\omega|=1, s \in \mathbb{R}} = 0$ implies $q = 0$.

For the fixed angle scattering problem, uniqueness is known for potentials that are small or belong to a generic set, the principal singularities can be recovered, and the zero potential can be distinguished. See [BLM89, St92, Ru01, BCLV18] and further results and references in [Me18]. Ramm, in [Ra11], claims to prove uniqueness for the fixed angle scattering problem for real valued smooth compactly supported potentials. However, it was pointed out to us (personal communication) that the proof in [Ra11] is incorrect since Lemma 3.1 in [Ra11] contradicts a consequence of the Paley-Wiener theorem.

For the fixed angle scattering problem for $n = 3$, without loss of generality, we take $\omega = e$, so the fixed angle scattering problem consists of examining the injectivity, stability, and inversion of the map

$$q \rightarrow \alpha(\theta, e, s)|_{|\theta|=1, s \in \mathbb{R}}.$$

Since q is compactly supported, we assume that q is supported in \bar{B} . From Proposition 1.1, the single scattering problem is equivalent to the recovery of q from the Radon transform (in x) of $u_t(x, t, e)$ over the planes $x \cdot \theta = \tau$, $\tau \geq 1$, for all $t \in \mathbb{R}$. Since $u_t(x, t, e)$ is compactly supported for each fixed t , from Helgason's Support Theorem (see [He11]), the problem is equivalent to recovering q , given $u_t(x, t, e)$ for all $t \in \mathbb{R}$ and all x such that $|x| \geq 1$. Now, from (1.3) - (1.5), that $q = 0$ outside B and the observation that the characteristic BVP

$$\begin{aligned} \square u &= 0, & (x, t) &\in (\mathbb{R}^3 \setminus B) \times \mathbb{R}, \quad t > x \cdot e, \\ u &= f, & &\text{on } S \times \mathbb{R} \cap \{t \geq x \cdot e\}, \\ u &= 0, & &x \cdot e < t \ll 0, \end{aligned}$$

is well posed, knowing $u(x, t, e)$ on $(S \times \mathbb{R}) \cap \{t \geq x \cdot e\}$ is equivalent to knowing $u(x, t, e)$ on $((\mathbb{R}^3 \setminus B) \times \mathbb{R}) \cap \{t \geq x \cdot e\}$. Hence the fixed angle scattering problem is equivalent to studying the injectivity, stability and inversion of the map

$$q \rightarrow u(x, t, e)|_{(x, t) \in (S \times \mathbb{R}) \cap \{t \geq x \cdot e\}}. \tag{1.6}$$

Of course Helgason's Support Theorem is an injectivity result and the associated stability estimates are weak so the equivalence stated above is only formal, as far as stability and inversion is concerned. For use below, we note that the map (1.6) makes sense for any $n > 1$.

A problem close to the fixed angle scattering problem is of interest in geophysics. Suppose $q(y, z)$ is a smooth function on \mathbb{R}^n with support in $z \geq 0$. If $U(x, t, e)$ is the solution of the IVP (1.1), (1.2) with $\omega = e$, then geophysicists make measurements only on $z = 0$ and they are interested in the inversion of the map

$$q \rightarrow U(y, z = 0, t, e)|_{(y, t) \in \mathbb{R}^{n-1} \times \mathbb{R}}. \tag{1.7}$$

This problem is still open but there are partial results for this problem. When q depends only on z , the problem is a well understood one dimensional inverse problem for a hyperbolic PDE thanks to the work of Gelfand, Levitan, Krein and others - see [Sy86] for a survey of the results. For the multidimensional problem, in [SS85], Sacks and Symes showed that this map is differentiable and

its derivative is injective at points $q(\cdot)$ where q depends only on z . In [Ro02], Romanov showed this map is invertible and constructed its inverse if the domain of this map was restricted to $q(y, z)$ which are analytic in y .

If q is compactly supported, say q is supported in \bar{B} , in addition to being supported in $z \geq 0$, then the study of the map (1.7) is closely related to the study of the map (1.6). Since $q = 0$ on $z \leq 0$, from (1.3) - (1.5) and the well-posedness of the characteristic BVP

$$\begin{aligned} \square u &= 0, & y \in \mathbb{R}^{n-1}, z < 0, t > z, \\ u(y, z = 0, t) &= f, & (y, t) \in \mathbb{R}^{n-1} \times [0, \infty), \\ u(y, z, z) &= 0, & z \leq 0, y \in \mathbb{R}^2, \end{aligned}$$

we conclude that knowing $u(y, z = 0, t)$ for all $(y, t) \in \mathbb{R}^{n-1} \times [0, \infty)$ we can determine $u_z(y, z = 0, t)$ for all $(y, t) \in \mathbb{R}^{n-1} \times [0, \infty)$ - actually one can write an explicit formula using the fundamental solution of the wave operator. Finally, since $q = 0$ outside B , from (1.1) - (1.2) and Holmgren's theorem on unique continuation for

$$\begin{aligned} \square U &= 0, & (y, z, t) \in \mathbb{R}^n \times \mathbb{R}, z > 0, |(y, z)| > 1, \\ U(y, z = 0, t) &= f, U_z(y, z = 0, t) = g, & (y, t) \in \mathbb{R}^{n-1} \times \mathbb{R}, \end{aligned}$$

we conclude that knowing $U(y, 0, t), U_z(y, 0, t)$ for $(y, t) \in \mathbb{R}^{n-1} \times \mathbb{R}$, uniquely determines $U(y, z, t)$ on $S \times \mathbb{R}$. Hence, this geophysics problem is equivalent to the study of the map (1.6).

The injectivity and stability of the fixed angle scattering map (1.6) remains open but we show stability if we have data from two experiments; we show that the map

$$q \rightarrow [u(x, t, e)|_{\Sigma_l}, u(x, t, -e)|_{\Sigma_r}] \quad (1.8)$$

is injective and its inverse is Lipschitz stable in certain norms; here

$$\Sigma_l = \{(y, z, t) \in S \times (-\infty, T] : t \geq z\}, \quad \Sigma_r = \{(y, z, t) \in S \times (-\infty, T] : t \geq -z\}.$$

Theorem 1.2 (Two plane wave data). *Suppose $q_i, i = 1, 2$ are smooth functions on \mathbb{R}^n with support in \bar{B} and $u_i(x, t, e), u_i(x, t, -e)$ the solutions of (1.3) - (1.5) with $q = q_i$ and $\omega = e, -e$. If $T > 6$ and $\|q_i\|_{C^{n+4}} \leq M, i = 1, 2$, then*

$$\|q_1 - q_2\|_{L^2(B)} \leq \| (u_1 - u_2)(\cdot, \cdot, e) \|_{H^1(\Sigma_l)} + \| (u_1 - u_2)(\cdot, \cdot, -e) \|_{H^1(\Sigma_r)} + \| (u_1 - u_2)(\cdot, \cdot, e) \|_{H^1(\Sigma_l \cap \{t=z\})}$$

with the implied constant determined by T and M .

A corollary of Theorem 1.2 is a result for single measurement data provided q is compactly supported and an even function in z , or more generally, for a fixed incoming direction ω , q is symmetric about the plane $x \cdot \omega = c$ for some c . If $q(y, z)$ is an even function of z and $u(x, t, e), u(x, t, -e)$ are the solutions of (1.3) - (1.5) for $\omega = e$ and $\omega = -e$ then one observes that

$$u(y, -z, t, e) = u(y, z, t, -e), \quad \forall (y, z, t) \in \mathbb{R}^n \times \mathbb{R}, t \geq -z$$

hence knowing $u(\cdot, \cdot, e)|_{\Sigma_l}$ is equivalent to knowing $u(\cdot, \cdot, -e)|_{\Sigma_r}$, so Theorem 1.2 implies the following corollary.

Corollary 1.3 (Fixed angle scattering for symmetric potentials). *Suppose q_i , $i = 1, 2$ are smooth functions on \mathbb{R}^n with support in \bar{B} and $u(x, t, e)$ the solution of (1.3) - (1.5) with $q = q_i$ and $\omega = e$. If $q_i(y, z) = q_i(y, -z)$ for all $(y, z) \in \mathbb{R}^n$, $i = 1, 2$, if $T > 6$, and if $\|q_i\|_{C^{n+4}} \leq M$, $i = 1, 2$, then*

$$\|q_1 - q_2\|_{L^2(B)} \preceq \|(u_1 - u_2)(\cdot, \cdot, e)\|_{H^1(\Sigma_t)} + \|(u_1 - u_2)(\cdot, \cdot, e)\|_{H^1(\Sigma_t \cap \{t=z\})}$$

with the implied constant determined by T and M .

Recently, in [RS19], we have improved upon the result in Corollary 1.3 and proved stability for the fixed angle scattering problem under even, odd or y -controlled perturbations.

1.2 The point source and spherical wave source problems

Consider the following IVP problem associated to a point source

$$\square V + qV = \delta(x, t), \quad (x, t) \in \mathbb{R}^3 \times \mathbb{R}, \quad (1.9)$$

$$V = 0, \quad t < 0. \quad (1.10)$$

This problem has been studied in [Ro74] and elsewhere and the following is a consequence of the results in [Bl17].

Proposition 1.4. *If $q(x)$ is a compactly supported smooth function on \mathbb{R}^3 which is zero in a neighborhood of the origin then (1.9), (1.10) has a unique distributional solution given by*

$$V(x, t) = \frac{1}{4\pi} \frac{\delta(t - |x|)}{|x|} + v(x, t)H(t - |x|)$$

where $v(x, t)$ is a smooth function on $t \geq |x|$ (see Figure 1.1) and is the unique solution of the Goursat problem

$$\square v + qv = 0, \quad t > |x|, \quad (1.11)$$

$$v(x, |x|) = -\frac{1}{8\pi} \int_0^1 q(sx) ds, \quad x \in \mathbb{R}^3. \quad (1.12)$$

We take $q = 0$ in a neighborhood of the origin because the behavior of $v(x, t)$ is subtle near $x = 0, t = 0$ if $q(0) \neq 0$. Further, we need this assumption for the result stated below.

Another longstanding open problem, which we call the **point source problem**, is the injectivity, stability and inversion of the map

$$q \rightarrow v|_{S \times [1, \infty)}.$$

Romanov has observed that $v|_{S \times [1, \infty)} = 0$ implies $q = 0$ and several people have observed that the map is injective for small q - see [RS11].

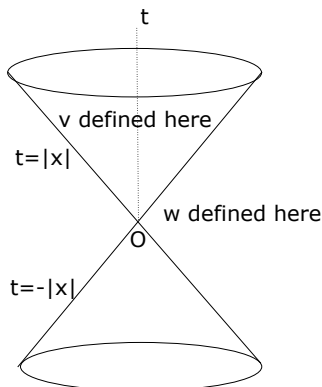


Figure 1.1: Domains of v and w

Next we describe another inverse problem. Consider the following IVP associated to an incoming spherical wave

$$\square W + qW = 0, \quad (x, t) \in \mathbb{R}^3 \times \mathbb{R}, \quad (1.13)$$

$$W = \frac{1}{4\pi} \frac{\delta(t + |x|)}{|x|}, \quad x \in \mathbb{R}^3, \quad t < -1. \quad (1.14)$$

We show the following regarding the solution of this IVP.

Proposition 1.5. *Suppose q is a compactly supported smooth function on \mathbb{R}^3 with $q = 0$ in a neighborhood of the origin. The IVP (1.13), (1.14) has a unique distributional solution which is smooth on the region $t \neq \pm|x|$. Further, on the region $t < |x|$, $W(x, t)$ may be expressed as*

$$W(x, t) = \frac{1}{4\pi} \frac{\delta(t + |x|)}{|x|} + w(x, t)H(t + |x|)$$

where $w(x, t)$ is a smooth function on the region $-|x| \leq t < |x|$ and satisfies

$$\square w + qw = 0, \quad (x, t) \in \mathbb{R}^3 \times \mathbb{R}, \quad -|x| < t < |x|, \quad x \neq 0 \quad (1.15)$$

$$w(x, -|x|) = -\frac{1}{8\pi} \int_1^\infty q(sx) ds, \quad x \in \mathbb{R}^3, \quad x \neq 0 \quad (1.16)$$

$$w(x, t) = 0, \quad -|x| \leq t < -1. \quad (1.17)$$

The behavior of W above the upper cone $t = |x|$ is subtle and perhaps not well understood.

Another open problem, proposed by Romanov, which we call the **spherical wave problem**, is the injectivity, stability and inversion of the map

$$q \rightarrow w|_{S \times [-1, 1]}.$$

By a unique continuation argument one may observe that $q = 0$ if $w|_{S \times [-1, 1]} = 0$. In [Ba18], it was shown that the map is injective if q is restricted to angularly controlled perturbations of a fixed q_0

or if q is small in a certain norm. For the two dimensional case, in [Ro02], it was shown that the map is injective and an inverse may be constructed provided $q(r\theta)$ is restricted to functions which are analytic in θ . The spherical wave problem remains open in all dimensions greater than 1.

The spherical wave problem may be regarded as a type of backscattering problem with the difference that the data comes from the solution of only one IVP. For the backscattering problem we are given very limited data from each of a large number of solutions of the PDE. An inability to fruitfully combine data from many solutions is what makes the backscattering problem difficult. We believe the spherical wave problem may be an easier problem and its solution may provide insight into the solution of the backscattering problem.

The point source problem and the spherical wave problem remain open, but given the data for both problems the associated map is injective.

Theorem 1.6 (Point source and spherical source data). *For q which are smooth functions on \mathbb{R}^3 with support in \bar{B} and zero in a neighborhood of the origin, let $v(x, t)$, $w(x, t)$ be the functions in Proposition 1.4 and Proposition 1.5. The map*

$$q \rightarrow [v|_{S \times [1,3]}, w|_{S \times [-1,1]}] \tag{1.18}$$

is injective.

The article [La19] describes two other pairs of data which lead to results similar to Theorem 1.2 and Theorem 1.6 by using Proposition 2.1 and Proposition 4.1 in our article.

To prove Theorem 1.2 and Theorem 1.6 we use the two solutions of the PDE to construct an H^1 solution of $(\square + q)\alpha = 0$ on a cylindrical region $\bar{B} \times [T_1, T_2]$, for some T_1, T_2 , such that α restricted to a characteristic surface (either $t = z$ or $t = |x|$) in the interior of the region is an integral of q . Then we adapt the technique in [IY01] to prove stability for certain hyperbolic inverse problems. In [IY01] (see [BY17] for a better organized presentation), the $\alpha|_{t=0}$ is related to q where as, for our problems, α restricted to a characteristic surface is related to q ; thus a need to adapt the technique in [IY01].

The technique in [IY01] is itself a modification of the breakthrough ideas, introduced in [BK81], for solving formally determined inverse problems for hyperbolic and parabolic PDEs. However, the problem studied in [BK81] and [IY01] required a source in the form of an initial condition $\alpha(x, 0) = f(x)$ with $f(x) > 0$ at each point on the domain. In geophysical and some other applications, such sources are difficult to generate and the preferred source is an impulsive source such as a point source $\alpha(x, 0) = \delta(x)$ or a plane wave source $\alpha(x, t) = \delta(t - x \cdot \omega)$ for $t \ll 0$. Our results are for these impulsive sources in space dimension greater than one, for which there are just a few results - we have mentioned some results earlier and [Kl05] is interesting. For a survey of the results for problems associated with a source of the form $\alpha(x, 0) = f(x)$ with $f(x) > 0$ at each point in the domain, as in [Be04], [Kh89], [IY01], [SU13] and several other articles, we refer the reader to [BY17], [Kl13], [Bu00] and [Is06].

We use the following notation through out this article. Given $x \in \mathbb{R}^n$, $n > 1$ we may write x as $x = (y, z)$ with $y \in \mathbb{R}^{n-1}$, $z \in \mathbb{R}$, or we may write a non-zero x as $x = r\theta$ where $r = |x|$ and $\theta = x/|x|$. We define the radial and angular derivatives

$$\partial_r = \frac{x}{|x|} \cdot \nabla, \quad \Omega_{ij} = x_i \partial_j - x_j \partial_i, \quad i, j = 1, 2, \dots, n, \quad i \neq j$$

and note that

$$|\nabla f(x)|^2 = |f_r|^2 + \frac{1}{2r^2} \sum_{i \neq j} |\Omega_{ij} f(x)|^2. \quad (1.19)$$

Further $e := (0, 0, \dots, 0, 1)$, B will denote the open unit ball, S its boundary and $\square = \partial_t^2 - \Delta_x$. We say the map $f : X \rightarrow Y$ is stable if f is injective and its inverse is locally Lipschitz for some norms on X and Y . We say $a \preceq b$ if $a \leq Cb$ for some constant C .

If k is a non-negative integer, A is the closure of a bounded open subset of \mathbb{R}^n and $f : A \rightarrow \mathbb{R}$ then $\|f\|_{H^k(A)}$ will denote the Sobolev space norm of f on A , and for a fixed weight ψ and $\sigma > 0$

$$\|f\|_{1,\sigma,A} := \left(\int_A e^{2\sigma\psi} (|\nabla f|^2 + \sigma^2 |f|^2) \right)^{1/2}, \quad \|f\|_{0,\sigma,A} := \left(\int_A e^{2\sigma\psi} |f|^2 \right)^{1/2}.$$

If A is a bounded hypersurface in \mathbb{R}^n and $f : A \rightarrow \mathbb{R}$ then $\|f\|_{H^k(A)}$ will denote the Sobolev space norm of f on A , with derivatives only in directions tangential to A , and

$$\|f\|_{1,\sigma,A} := \left(\int_A e^{2\sigma\psi} (|\nabla_A f|^2 + \sigma^2 |f|^2) \right)^{1/2}, \quad \|f\|_{0,\sigma,A} := \left(\int_A e^{2\sigma\psi} |f|^2 \right)^{1/2}$$

where $\nabla_A f$ denotes the gradient of f on A made up only of derivatives of f in directions tangential to A . Further, for any bounded real valued function f , the supremum of $|f|$ will be denoted by $\|f\|_\infty$.

2 Proofs for the two plane wave sources problem

We define the following useful subsets of $\mathbb{R}^n \times \mathbb{R}$;

$$\begin{aligned} Q &:= \bar{B} \times [-T, T], & \Sigma &:= S \times [-T, T], & \Gamma &= Q \cap \{t = z\}, \\ Q_\pm &:= Q \cap \{\pm(t - z) \geq 0\}, & \Sigma_\pm &= \Sigma \cap \{\pm(t - z) \geq 0\}, \\ Q_{+,\tau} &= Q_+ \cap \{t \leq \tau\}, & \Sigma_{+,\tau} &= \Sigma_+ \cap \{t \leq \tau\}, \end{aligned}$$

for any $\tau \in \mathbb{R}$.

2.1 The main proposition for plane wave sources

The following proposition is crucial in the proof of Theorem 1.2. We postpone its proof to subsection 2.3. Suppose $p(x)$ and $q(x)$ are smooth functions on \mathbb{R}^n , $n > 1$, with support in \bar{B} . Define

$$\bar{\rho}(y) = \int_{\mathbb{R}} p(y, z) dz$$

and let $\rho(x, t) \in H^1(Q_-)$ be the solution, guaranteed by Lemma 3.6, of the characteristic BVP

$$\begin{aligned} (\square + q)\rho &= 0, & \text{on } Q_-, \\ \rho(y, z, z) &= \bar{\rho}(y), & (y, z) \in \bar{B}, \\ \rho(y, z, t) &= \bar{\rho}(y), & (y, z, t) \in \Sigma_-. \end{aligned}$$

Proposition 2.1. *Suppose p , q and ρ are as above, f a bounded function on Q , and $\alpha \in H^1(Q)$ with α smooth on Q_+ , $\alpha + \rho$ smooth on Q_- , $\alpha|_{\Sigma} \in H^1(\Sigma)$, $\partial_\nu \alpha \in L^2(\Sigma)$. If*

$$(\square + q)\alpha(x, t) = p(x)f(x, t), \quad (x, t) \in Q, \quad (\text{as distributions}) \quad (2.1)$$

$$\alpha(y, z, z) = \int_{-\infty}^z p(y, s) ds, \quad (y, z) \in \bar{B}, \quad (2.2)$$

then

$$\|p\|_{L^2(\bar{B})} \leq \|\alpha\|_{H^1(\Sigma)} + \|\partial_\nu \alpha\|_{L^2(\Sigma)} + \|\rho\|_{H^1(\Sigma \cap \Gamma)}, \quad (2.3)$$

provided $T > 6$. Here the constant depends only on $\|q\|_\infty$, $\|f\|_\infty$ and T .

2.2 Proof of Theorem 1.2

Suppose q_i , $i = 1, 2$ are smooth functions on \mathbb{R}^n with support in \bar{B} , $u_i(x, t, e)$, $u_i(x, t, -e)$ the corresponding solutions of (1.3)-(1.5) for $\omega = e, -e$. Then, by Proposition 1.1,

$$\begin{aligned} (\square + q_1)(u_1(x, t, e) - u_2(x, t, e)) &= -(q_1 - q_2)(x)u_2(x, t, e), & (x, t) \in \mathbb{R}^n \times \mathbb{R} \cap \{z \leq t\}, \\ (u_1 - u_2)(y, z, z, e) &= -\frac{1}{2} \int_{-\infty}^z (q_1 - q_2)(y, s) ds, & (y, z) \in \mathbb{R}^n, \\ (u_1 - u_2)(x, t, e) &= 0, & (x, t) \in \mathbb{R}^n \times \mathbb{R} \cap \{z \leq t < -1\}, \end{aligned}$$

and

$$\begin{aligned} (\square + q_1)(u_1(x, t, -e) - u_2(x, t, -e)) &= -(q_1 - q_2)(x)u_2(x, t, -e), & (x, t) \in \mathbb{R}^n \times \mathbb{R} \cap \{-z \leq t\}, \\ (u_1 - u_2)(y, z, -z, -e) &= -\frac{1}{2} \int_z^\infty (q_1 - q_2)(y, s) ds, & (y, z) \in \mathbb{R}^n, \\ (u_1 - u_2)(x, t, -e) &= 0, & (x, t) \in \mathbb{R}^n \times \mathbb{R} \cap \{-z \leq t < -1\}. \end{aligned}$$

Define

$$\bar{\rho}(y) = \frac{1}{2} \int_{\mathbb{R}} (q_1 - q_2)(y, z) dz, \quad y \in \mathbb{R}^{n-1},$$

and let $\rho \in H^1(Q_-)$ be the solution, guaranteed by Lemma 3.6, of the characteristic BVP

$$\begin{aligned} (\square + q_1)\rho &= 0, & (x, t) &\in Q_-, \\ \rho(y, z, z) &= \bar{\rho}(y), & (y, z) &\in \bar{B}, \\ \rho(y, z, t) &= \bar{\rho}(y), & (y, z, t) &\in \Sigma_-. \end{aligned}$$

For $(x, t) \in Q$, define

$$\tilde{u}_2(x, t) = \begin{cases} u_2(x, t, e), & t \geq z, \\ -u_2(x, -t, -e), & t < z, \end{cases}$$

and

$$\alpha(x, t) = \begin{cases} (u_1 - u_2)(x, t, e), & t \geq z, \\ -(u_1 - u_2)(x, -t, -e) - \rho(x, t), & t < z. \end{cases}$$

The function α combines the measurements associated with the directions e and $-e$, and the function ρ has been subtracted in Q_- so α is H^1 across the plane $t = z$. The function ρ is only required for the stability estimate; if one is only interested in a uniqueness result for the inverse problem, the function $\bar{\rho}$ will be zero if the data for q_1 and q_2 agree, hence $\rho \equiv 0$ in this case.

Using Lemma 3.6, we see that for $(x, t) \in Q$ we have in the sense of distributions

$$\begin{aligned} (\square + q_1)\alpha(x, t) &= (\square + q_1)((u_1 - u_2)(x, t, e)H(t - z) - (u_1 - u_2)(x, -t, -e)H(z - t)) \\ &= -(q_1 - q_2)\tilde{u}_2 + 2\delta(t - z)(\partial_t + \partial_z)(u_1 - u_2)(x, t, e) \\ &\quad + 2\delta(t - z)(\partial_t + \partial_z)((u_1 - u_2)(x, -t, -e)) \\ &= -(q_1 - q_2)\tilde{u}_2 + 2\delta(t - z)(\partial_t + \partial_z)(u_1 - u_2)(x, t, e) \\ &\quad + 2\delta(t - z)(-\partial_t + \partial_z)(u_1 - u_2)(x, -t, -e) \\ &= -(q_1 - q_2)\tilde{u}_2 + 2\delta(t - z)(\partial_t + \partial_z)(u_1 - u_2)(y, z, z, e) \\ &\quad + 2\delta(t - z)(-\partial_t + \partial_z)(u_1 - u_2)(y, z, -z, -e) \\ &= -(q_1 - q_2)\tilde{u}_2 + 2\delta(t - z)\frac{d}{dz}((u_1 - u_2)(y, z, z, e) + (u_1 - u_2)(y, z, -z, -e)) \\ &= -(q_1 - q_2)\tilde{u}_2 - \delta(t - z)\frac{d}{dz}\left(\int_{-\infty}^z q(y, s) ds + \int_z^{\infty} q(y, s) ds\right) \\ &= -(q_1 - q_2)\tilde{u}_2 - \delta(t - z)\frac{d}{dz}\int_{\mathbb{R}} q(y, s) ds \\ &= -(q_1 - q_2)(x)\tilde{u}_2(x, t). \end{aligned}$$

Further, for $(y, z) \in \bar{B}$, we have

$$\begin{aligned} \alpha(y, z, z+) &= (u_1 - u_2)(y, z, z, e) = -\frac{1}{2}\int_{-\infty}^z (q_1 - q_2)(y, s) ds \\ \alpha(y, z, z-) &= -(u_1 - u_2)(y, z, -z, -e) - \rho(y, z, z) = \frac{1}{2}\int_z^{\infty} (q_1 - q_2)(y, s) ds - \frac{1}{2}\int_{\mathbb{R}} (q_1 - q_2)(y, s) ds \\ &= -\frac{1}{2}\int_{-\infty}^z (q_1 - q_2)(y, s) ds; \end{aligned}$$

so

$$\alpha(y, z, z+) = \alpha(y, z, z-).$$

Hence, $\alpha \in H^1(Q)$ with

$$\begin{aligned} (\square + q_1)\alpha &= -(q_1 - q_2)\tilde{u}_2, & (x, t) \in Q, \\ \alpha(y, z, z) &= -\frac{1}{2} \int_{-\infty}^z (q_1 - q_2)(y, s) ds, & (y, z) \in \bar{B}. \end{aligned}$$

Further $\alpha|_{\Sigma} \in H^1(\Sigma)$ and $\partial_\nu \alpha \in L^2(\Sigma)$ - we verify this at the end of this proof. So from Proposition 2.1 we have

$$\|q_1 - q_2\|_{L^2(B)} \preceq \|\alpha\|_{H^1(\Sigma)} + \|\partial_\nu \alpha\|_{L^2(\Sigma)} + \|\rho\|_{H^1(\Sigma \cap \Gamma)} \quad (2.4)$$

with the constant dependent only on the supremum of \tilde{u}_2 on Q , $\|q_1\|_\infty$ and T , hence dependent only on T and $\|q_i\|_{C^{n+4}}$, $i = 1, 2$. Using the definition of α and Lemma 3.3 (together with the analogue of Lemma 3.3 in $\{t < z\}$) we have

$$\begin{aligned} \|\partial_\nu \alpha\|_{L^2(\Sigma)} &\preceq \|\partial_\nu(u_1 - u_2)(\cdot, \cdot, e)\|_{L^2(\Sigma_+)} + \|\partial_\nu(u_1 - u_2)(\cdot, \cdot, -e)\|_{L^2(\Sigma_-)} + \|\partial_\nu \rho\|_{L^2(\Sigma_-)} + \|\rho\|_{H^1(\Sigma \cap \Gamma)} \\ &\preceq \|\alpha\|_{H^1(\Sigma_+)} + \|\alpha\|_{H^1(\Sigma \cap \Gamma)} + \|\alpha + \rho\|_{H^1(\Sigma_-)} + \|\alpha + \rho\|_{H^1(\Sigma \cap \Gamma)} + \|\partial_\nu \rho\|_{L^2(\Sigma_-)} + \|\rho\|_{H^1(\Sigma \cap \Gamma)} \\ &\preceq \|\alpha\|_{H^1(\Sigma)} + \|\alpha\|_{H^1(\Sigma \cap \Gamma)} + \|\rho\|_{H^1(\Sigma_-)} + \|\rho\|_{H^1(\Sigma \cap \Gamma)} + \|\partial_\nu \rho\|_{L^2(\Sigma_-)} \\ &\preceq \|\alpha\|_{H^1(\Sigma)} + \|\alpha\|_{H^1(\Sigma \cap \Gamma)} + \|\rho\|_{H^1(\Sigma \cap \Gamma)}, \end{aligned} \quad (2.5)$$

where we used Lemma 3.6 in the last step. For $(y, z, z) \in \Sigma \cap \Gamma$ we have

$$\begin{aligned} \rho(y, z, z) &= \bar{\rho}(y) = \frac{1}{2} \int_{\mathbb{R}} q_1(y, s) ds - \frac{1}{2} \int_{\mathbb{R}} q_2(y, s) ds \\ &= \frac{1}{2} \int_{-\infty}^{\sqrt{1-|y|^2}} q_1(y, s) ds - \frac{1}{2} \int_{-\infty}^{\sqrt{1-|y|^2}} q_2(y, s) ds \\ &= (u_2 - u_1)(y, \sqrt{1-|y|^2}, \sqrt{1-|y|^2}, e) \\ &= (u_2 - u_1)(y, |z|, |z|, e) \\ &= -\alpha(y, |z|, |z|) \end{aligned}$$

Hence

$$\|\rho\|_{H^1(\Sigma \cap \Gamma)} \preceq \|\alpha\|_{H^1(\Sigma \cap \Gamma)} \quad (2.6)$$

and using this in (2.5) we obtain

$$\|\partial_\nu \alpha\|_{L^2(\Sigma)} \preceq \|\alpha\|_{H^1(\Sigma)} + \|\alpha\|_{H^1(\Sigma \cap \Gamma)}.$$

Inserting these estimates in (2.4) and using (2.6) and Lemma 3.6 we have

$$\begin{aligned} \|q_1 - q_2\|_{L^2(B)} &\preceq \|\alpha\|_{H^1(\Sigma)} + \|\alpha\|_{H^1(\Sigma \cap \Gamma)} \\ &\preceq \|\alpha\|_{H^1(\Sigma_+)} + \|\alpha + \rho\|_{H^1(\Sigma_-)} + \|\rho\|_{H^1(\Sigma_-)} + \|\alpha\|_{H^1(\Sigma \cap \Gamma)} \\ &\preceq \|\alpha\|_{H^1(\Sigma_+)} + \|\alpha + \rho\|_{H^1(\Sigma_-)} + \|\alpha\|_{H^1(\Sigma \cap \Gamma)}, \end{aligned}$$

and the theorem is proved except for the verification of the claims $\alpha|_{\Sigma} \in H^1(\Sigma)$ and $\partial_\nu \alpha \in L^2(\Sigma)$.

Now, by definition, $\alpha|_{\Sigma_+}$, $(\alpha + \rho)|_{\Sigma_-}$ and $\rho|_{\Sigma_-}$ are smooth and α is continuous across $\Gamma \cap \Sigma$, hence $\alpha|_{\Sigma} \in H^1(\Sigma)$. Further, $(\square + q_1)\alpha = -(q_1 - q_2)\tilde{u}_2 \in L^2(Q)$, α is smooth near $t = T$ and $\alpha \in H^1(Q)$, so α is a solution of a backward IBVP for a hyperbolic PDE with RHS in L^2 , smooth initial data, and H^1 Dirichlet boundary data, so $\partial_\nu \alpha \in L^2(\Sigma)$ by Theorem 3.1 in [BY17].

2.3 Proof of Proposition 2.1

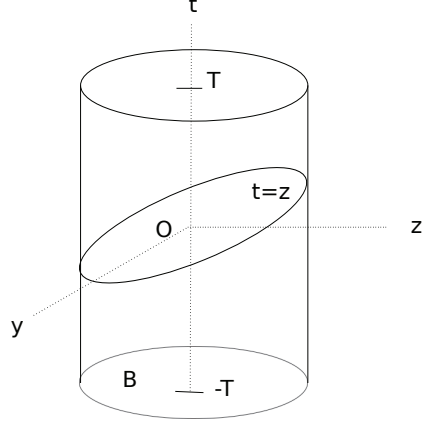


Figure 2.1: The regions Q and Q_{\pm}

For any $a > 1$ define

$$\phi(y, z, t) := 5(a - z)^2 + 5|y|^2 - (t - z)^2.$$

From Lemma 3.1, for large enough λ ,

$$\psi(y, z, t) = e^{\lambda\phi(y, z, t)}$$

is strongly pseudoconvex (Definition 1.1 in [Ta96]) w.r.t $\square + q$ in a neighborhood of Q .

Since $T > 6$, we claim there is an $a > 1$ such that the smallest value of ϕ on $Q \cap \{t = z\}$ is strictly larger than the largest value of ϕ on $Q \cap \{|t| = T\}$. The largest value of ϕ on $Q \cap \{|t| = T\}$ is bounded above by $5(a + 1)^2 + 5 - (T - 1)^2$ and the smallest value of ϕ on $Q \cap \{t = z\}$ is $5(a - 1)^2$, so we want

$$5(a - 1)^2 > 5(a + 1)^2 + 5 - (T - 1)^2$$

which is equivalent to

$$(T - 1)^2 > 20a + 5.$$

Hence for $T > 6$ any $a \in (1, ((T - 1)^2 - 5)/20)$ will work. Therefore we can find a $T' \in (1, T)$, T' close to T , and real c and $\delta > 0$ such that

- $\psi \leq c - \delta$ on $\bar{B} \times \{T' \leq |t| \leq T\}$,
- $\psi \geq c + \delta$ on $Q \cap \{t = z\}$.

We fix an $a \in (1, ((T - 1)^2 - 5)/20)$ and the large enough λ . Let $\chi(t)$ be a smooth function on \mathbb{R} with $\chi = 1$ on $|t| \leq T'$ and $\chi = 0$ on $|t| \geq T$ and define

$$\beta(x, t) := \chi(t) \alpha(x, t), \quad (x, t) \in Q.$$

Since ψ is strongly pseudo-convex w.r.t $\square + q$ near Q and the combined Dirichlet and Neumann boundary operators satisfy the strong Lopatinskii condition with respect to ψ and \square (see Definition 1.6 in [Ta96]), that $\beta \in H^1(Q)$, $(\square + q)\beta \in L^2(Q)$, $\beta|_\Sigma \in H^1(\Sigma)$, $\partial_\nu \beta|_\Sigma \in L^2(\Sigma)$, and $\beta = 0$ near $Q \cap \{t = \pm T\}$, from Theorem 1 in [Ta96] we have (for σ large enough depending on $\|q\|_\infty$ and T)

$$\sigma \|\beta\|_{1,\sigma,Q}^2 \preceq \|(\square + q)\beta\|_{0,\sigma,Q}^2 + \sigma \|\beta\|_{1,\sigma,\Sigma}^2 + \sigma \|\partial_\nu \beta\|_{0,\sigma,\Sigma}^2 \quad (2.7)$$

with the constant dependent only on T and $\|q\|_\infty$.

Now

$$(\square + q)\beta = \chi(\square + q)\alpha + \chi''\alpha + 2\chi'\alpha_t,$$

hence

$$|(\square + q)\beta| \preceq |(\square + q)\alpha| + (|\chi'| + |\chi''|)(|\alpha| + |\alpha_t|)$$

so

$$\begin{aligned} \|(\square + q)\beta\|_{0,\sigma,Q}^2 &\preceq \int_Q e^{2\sigma\psi} |p|^2 + \int_{B \times \{T' \leq |t| \leq T\}} e^{2\sigma\psi} (|\alpha|^2 + |\alpha_t|^2) \\ &\preceq \int_Q e^{2\sigma\psi} |p|^2 + e^{2\sigma(c-\delta)} \int_{B \times \{T' \leq |t| \leq T\}} |\alpha|^2 + |\alpha_t|^2. \end{aligned} \quad (2.8)$$

Using Lemma 3.4 for α on Q_+ , a corresponding result for $\alpha + \rho$ on Q_- , and Lemma 3.6 for ρ , along with (2.1), (2.2), we have

$$\begin{aligned} \int_{B \times \{T' \leq |t| \leq T\}} |\alpha|^2 + |\alpha_t|^2 &\preceq \|(\square + q)\alpha\|_{L^2(Q)}^2 + \|\alpha\|_{H^1(\Gamma)}^2 + \|\alpha\|_{H^1(\Sigma_+)}^2 + \|\partial_\nu \alpha\|_{L^2(\Sigma_+)}^2 \\ &\quad + \|\alpha + \rho\|_{H^1(\Sigma_-)}^2 + \|\partial_\nu(\alpha + \rho)\|_{L^2(\Sigma_-)}^2 + \|\rho\|_{H^1(\Sigma \cap \Gamma)}^2 \\ &\preceq \int_B |p|^2 + \|\alpha\|_{H^1(\Gamma)}^2 + \|\alpha\|_{H^1(\Sigma)}^2 + \|\partial_\nu \alpha\|_{L^2(\Sigma)}^2 + \|\rho\|_{H^1(\Sigma_-)}^2 + \|\partial_\nu \rho\|_{L^2(\Sigma_-)}^2 \\ &\quad + \|\rho\|_{H^1(\Sigma \cap \Gamma)}^2 \\ &\preceq \|\alpha\|_{H^1(\Gamma)}^2 + \|\alpha\|_{H^1(\Sigma)}^2 + \|\partial_\nu \alpha\|_{L^2(\Sigma)}^2 + \|\rho\|_{H^1(\Sigma \cap \Gamma)}^2. \end{aligned}$$

Using this in (2.8) and noting $\psi|_\Gamma \geq c + \delta$, we obtain

$$\begin{aligned} \|(\square + q)\beta\|_{0,\sigma,Q}^2 &\preceq \int_Q e^{2\sigma\psi} |p|^2 + e^{2\sigma(c-\delta)} \|\alpha\|_{H^1(\Gamma)}^2 \\ &\quad + e^{2\sigma(c-\delta)} (\|\alpha\|_{H^1(\Sigma)}^2 + \|\partial_\nu \alpha\|_{L^2(\Sigma)}^2 + \|\rho\|_{H^1(\Sigma \cap \Gamma)}^2) \\ &\preceq \int_Q e^{2\sigma\psi} |p|^2 + e^{-2\sigma\delta} \|\alpha\|_{1,\sigma,\Gamma}^2 + e^{k\sigma} (\|\alpha\|_{H^1(\Sigma)}^2 + \|\partial_\nu \alpha\|_{L^2(\Sigma)}^2 + \|\rho\|_{H^1(\Sigma \cap \Gamma)}^2) \end{aligned}$$

for some $k > 0$. Hence from (2.7) and using $\beta = \chi\alpha$ for the terms on Σ

$$\sigma \|\beta\|_{1,\sigma,Q}^2 \preceq \int_Q e^{2\sigma\psi} |p|^2 + e^{-2\sigma\delta} \|\alpha\|_{1,\sigma,\Gamma}^2 + e^{k\sigma} \left(\|\alpha\|_{H^1(\Sigma)}^2 + \|\partial_\nu \alpha\|_{L^2(\Sigma)}^2 + \|\rho\|_{H^1(\Sigma \cap \Gamma)}^2 \right) \quad (2.9)$$

From Lemma 3.5 applied with T' instead of T , noting $Q_+ \cap \{t \leq T'\} \subset Q$, $\Sigma_+ \cap \{t \leq T'\} \subset \Sigma_+$, and $\alpha = \beta$ on $Q_+ \cap \{t \leq T'\}$, we have

$$\begin{aligned} & \|\alpha\|_{1,\sigma,\Gamma}^2 \preceq \sigma \|\alpha\|_{1,\sigma,Q_+,T'}^2 + \|(\square + q)\alpha\|_{0,\sigma,Q_+,T'}^2 + \|\alpha\|_{1,\sigma,\Sigma_+,T'}^2 + \|\partial_\nu \alpha\|_{0,\sigma,\Sigma_+,T'}^2 \\ & \preceq \sigma \|\beta\|_{1,\sigma,Q_+}^2 + \int_Q e^{2\sigma\psi} |p|^2 + e^{k\sigma} \left(\|\alpha\|_{H^1(\Sigma)}^2 + \|\partial_\nu \alpha\|_{L^2(\Sigma)}^2 \right), \end{aligned}$$

for some $k > 0$. Using this and (2.9) and noting $e^{-2\sigma\delta}$ is small compared to 1 for large σ , we obtain

$$\|\alpha\|_{1,\sigma,\Gamma}^2 \preceq \int_Q e^{2\sigma\psi} |p|^2 + e^{k\sigma} \left(\|\rho\|_{H^1(\Sigma \cap \Gamma)}^2 + \|\alpha\|_{H^1(\Sigma)}^2 + \|\partial_\nu \alpha\|_{L^2(\Sigma)}^2 \right). \quad (2.10)$$

From (2.2) we have

$$\begin{aligned} e^{\sigma\psi(y,z,z)} p(y,z) &= e^{\sigma\psi(y,z,z)} \frac{d}{dz} \int_{-\infty}^z p(y,s) ds = e^{\sigma\psi(y,z,z)} \frac{d}{dz} (\alpha(y,z,z)) \\ &= 2e^{\sigma\psi(y,z,z)} (\alpha_z + \alpha_t)(y,z,z), \end{aligned}$$

so (2.10) implies that for large enough σ

$$\int_\Gamma e^{2\sigma\psi} |p|^2 \preceq \int_Q e^{2\sigma\psi} |p|^2 + e^{k\sigma} \left(\|\rho\|_{H^1(\Sigma \cap \Gamma)}^2 + \|\alpha\|_{H^1(\Sigma)}^2 + \|\partial_\nu \alpha\|_{L^2(\Sigma)}^2 \right). \quad (2.11)$$

Using the definition of $h(\sigma)$ in Lemma 3.2 we have

$$\begin{aligned} \int_Q e^{2\sigma\psi} |p|^2 &= \int_B e^{2\sigma\psi(y,z,z)} |p(y,z)|^2 \int_{-T}^T e^{2\sigma(\psi(y,z,t) - \psi(y,z,z))} dt dy dz \\ &\leq h(\sigma) \int_B e^{2\sigma\psi(y,z,z)} |p(y,z)|^2 dy dz, \end{aligned}$$

so (2.11) implies that

$$\begin{aligned} \int_B e^{2\sigma\psi(y,z,z)} |p(y,z)|^2 dy dz &\preceq h(\sigma) \int_B e^{2\sigma\psi(y,z,z)} |p(y,z)|^2 dy dz \\ &\quad + e^{k\sigma} \left(\|\rho\|_{H^1(\Sigma \cap \Gamma)}^2 + \|\alpha\|_{H^1(\Sigma)}^2 + \|\partial_\nu \alpha\|_{L^2(\Sigma)}^2 \right). \end{aligned}$$

Hence, from Lemma 3.2, taking σ large enough we obtain

$$\int_B e^{2\sigma\psi(y,z,z)} |p(y,z)|^2 dy dz \preceq e^{k\sigma} \left(\|\rho\|_{H^1(\Sigma \cap \Gamma)}^2 + \|\alpha\|_{H^1(\Sigma)}^2 + \|\partial_\nu \alpha\|_{L^2(\Sigma)}^2 \right)$$

with the constant dependent on $\|q\|_\infty$, $\|f\|_\infty$ and T . Fixing a large enough σ (which also depends on $\|q\|_\infty$, $\|f\|_\infty$ and T) we get

$$\|p\|_{L^2(B)}^2 \preceq \|\rho\|_{H^1(\Sigma \cap \Gamma)}^2 + \|\alpha\|_{H^1(\Sigma)}^2 + \|\partial_\nu \alpha\|_{L^2(\Sigma)}^2$$

and the proof is complete.

2.4 Proof of Proposition 1.1

The only part of the proposition not proved in the proof of Theorem 1 in [RU14] is the upper bound on $|u(x, t, \omega)|$. We use the notation in the proof of Theorem 1 in [RU14]. If q is C^{2N} then $(\square + q)R_N$ is in C^{N-1} and hence in $L^2_{loc}(\mathbb{R}, H^{N-1}(\mathbb{R}^n))$, so by Theorems 9.3.1, 9.3.2 and the remark after that in [Hö76], we conclude that $R_N \in H^1(\mathbb{R}, H^{N-1}(\mathbb{R}^n))$ locally and, for any given T ,

$$\|R_N\|_{H^1((-\infty, T], H^{N-1}(\mathbb{R}^n))} \preceq \|(\square + q)R_N\|_{L^2((-\infty, T], H^{N-1}(\mathbb{R}^n))} \preceq F(\|q\|_{C^{2N}})$$

for some continuous function F , with the constant dependent on $\|q\|_{C^{N-1}}$ and T . Hence, if $N - 1 > n/2$ then for any $t \in (-\infty, T]$ we have

$$\|R_N(t, \cdot)\|_{\infty} \preceq \|R_N(t, \cdot)\|_{H^{N-1}(\mathbb{R}^n)} \preceq \|R_N\|_{H^1((-\infty, T], H^{N-1}(\mathbb{R}^n))} \preceq F(\|q\|_{C^{2N}}),$$

hence if $N - 1 > n/2$ then

$$\|u(t, \cdot, \omega)\|_{\infty} \preceq F(\|q\|_{C^{2N}}), \quad \forall t \leq T,$$

so taking $N = 2 + \lfloor n/2 \rfloor$ or higher, we see that

$$\|u(t, \cdot, \omega)\|_{\infty} \preceq F(\|q\|_{C^{n+4}}), \quad \forall t \leq T.$$

3 Lemmas for the two plane wave sources problem

We recall the following useful subsets of $\mathbb{R}^n \times \mathbb{R}$,

$$\begin{aligned} Q &:= \bar{B} \times [-T, T], & \Sigma &:= S \times [-T, T], & \Gamma &= Q \cap \{t = z\}, \\ Q_{\pm} &:= Q \cap \{\pm(t - z) \geq 0\}, & \Sigma_{\pm} &= \Sigma \cap \{\pm(t - z) \geq 0\}, \\ Q_{+, \tau} &= Q_+ \cap \{t \leq \tau\}, & \Sigma_{+, \tau} &= \Sigma_+ \cap \{t \leq \tau\}, \end{aligned}$$

for any $\tau \in \mathbb{R}$.

3.1 Carleman weight and estimates for the plane waves problem

There are some differences between definitions given in [Hö76] and [Ta96] for pseudoconvexity and strong pseudo-convexity so we specify the definitions we plan to use. Suppose $P(x, D)$ is a differential operator with principal symbol $p(x, \xi)$ with real coefficients, over a region $\bar{\Omega}$, and ϕ a smooth function on $\bar{\Omega}$ with $\nabla\phi \neq 0$ at each point of $\bar{\Omega}$. We say the level surfaces of ϕ are pseudoconvex w.r.t $P(x, D)$ on $\bar{\Omega}$ if (1.3), (1.4) from [Ta96] hold at every point of $\bar{\Omega}$. We say the level surfaces of ϕ are strongly pseudoconvex w.r.t $P(x, D)$ on $\bar{\Omega}$ if (1.3)-(1.6) from [Ta96] hold at every point of $\bar{\Omega}$. We say the function ϕ is strongly pseudoconvex w.r.t $P(x, D)$ on $\bar{\Omega}$ if (1.2) of [Ta96] holds at every point of $\bar{\Omega}$.

For second order operators $P(x, D)$ with real principal part, one may verify that the pseudoconvexity and strong pseudoconvexity conditions for level surfaces of ϕ are equivalent - see Theorem 1.8 on page 16 in [Ta99]. Further, if the level surfaces of ϕ are strongly pseudoconvex w.r.t $P(x, D)$ in $\bar{\Omega}$ then, from Theorem 8.6.3 in [Hö76], for large enough λ

$$\psi = e^{\lambda\phi}$$

is strongly pseudoconvex w.r.t $P(x, D)$ on $\bar{\Omega}$. So to construct a strongly pseudoconvex weight ψ for a second order operator with real coefficients, one just needs to construct a function ϕ whose level surfaces are pseudoconvex w.r.t $P(x, D)$.

Our goal is to construct on Q a function $\psi(y, z, t)$ strongly pseudoconvex w.r.t \square and decreasing in $|t - z|$ for a fixed y, z .

Lemma 3.1. *Define*

$$\phi(y, z, t) := c(a - z)^2 + d|y|^2 - (t - z)^2, \quad (y, z) \in \mathbb{R}^n, t \in \mathbb{R}$$

and

$$\psi(y, z, t) := e^{\lambda\phi(y, z, t)};$$

then ψ is strongly pseudoconvex w.r.t \square on the region $z \neq a$ if $c > 4$, $d > c - 1$, $\lambda \gg 0$.

Proof. As explained at the beginning of subsection 3.1, it is enough to prove that the level surfaces of ϕ are pseudoconvex on $z \neq a$ if $c > 4$, $d > c - 1$, and also that $\nabla_{y, z, t}\phi$ is non-zero at each point in the region $z \neq a$.

For convenience we take

$$\phi(y, z, t) = \frac{1}{2}(c(a - z)^2 + d|y|^2 - (t - z)^2)$$

and the principal symbol of \square to be

$$p(y, z, t, \eta, \zeta, \tau) = \frac{1}{2}(-\tau^2 + |\eta|^2 + \zeta^2), \quad (\eta, \zeta, \tau) \in \mathbb{R}^{n-1} \times \mathbb{R} \times \mathbb{R}.$$

We first note that $\nabla\phi$ is non-zero at every point in the region $z \neq a$ because $\phi_z = c(z - a) \neq 0$ on the region $z \neq a$. Next, all y, z, t derivatives of p are zero, the mixed partials of p and ϕ are zero (except for $\phi_{zt} = 1$), and

$$\begin{aligned} p_\tau &= -\tau, \quad \nabla_\eta p = \eta, \quad p_\zeta = \zeta, \\ \phi_t &= -(t - z), \quad \nabla_y \phi = dy, \quad \phi_z = c(z - a) - (z - t), \\ \phi_{tt} &= -1, \quad (\phi_{y_i, y_j}) = dI_{n-1}, \quad \phi_{zz} = c - 1, \quad \phi_{zt} = 1. \end{aligned}$$

The condition (1.3) in [Ta96], in expanded form, is condition (8.4.5) in [Hö76], so the level surfaces of ϕ are pseudoconvex w.r.t \square iff

$$-(-\tau)^2 + d\eta^T \eta + (c - 1)\zeta^2 + 2\zeta(-\tau) > 0$$

whenever $(\eta, \zeta, \tau) \neq 0$ and

$$\tau^2 = |\eta|^2 + \zeta^2, \quad (-\tau)(-(t-z)) + \eta \cdot (dy) + \zeta \cdot (c(z-a) - (z-t)) = 0.$$

It will be enough to require that

$$-\tau^2 + d|\eta|^2 + (c-1)\zeta^2 - 2\zeta\tau > 0 \quad (3.1)$$

whenever $(\eta, \zeta, \tau) \neq 0$ and $\tau^2 = |\eta|^2 + \zeta^2$. Because of homogeneity, we can take $\tau = \pm 1$ and $|\eta|^2 + \zeta^2 = 1$, so it would be enough to require that

$$f(\zeta) := -1 + d(1 - \zeta^2) + (c-1)\zeta^2 \pm 2\zeta > 0 \quad \text{whenever } \zeta \in [-1, 1].$$

Now

$$f(\zeta) = (c-d-1)\zeta^2 \pm 2\zeta + d-1$$

is a downward opening parabola when $c-d-1 < 0$ so its minimum on $[-1, 1]$ will be at the end points. Hence the minimum of $f(\zeta)$ on $[-1, 1]$ will be $c-4$. So it will be enough to require that $c > 4$ and $c < d+1$, that is $c > 4$ and $d > c-1$. \square

Next, we compute the limit of an integral associated with the Carleman weight we use in the proof of Proposition 2.1.

Lemma 3.2. *If $\phi(y, z, t) = c(a-z)^2 + d|y|^2 - (t-z)^2$ with $a > 1$, $c > 0$, $d > 0$, $\psi = e^{\lambda\phi}$ for some $\lambda > 0$ and*

$$h(\sigma) := \sup_{(y,z) \in \bar{B}} \int_{-T}^T e^{2\sigma(\psi(y,z,t) - \psi(y,z,z))} dt$$

for some $T > 0$, then $\lim_{\sigma \rightarrow \infty} h(\sigma) = 0$.

Proof. Since $\lambda > 0$ and $\phi(y, z, z) \geq 0$, for any $(y, z) \in \bar{B}$ we have

$$\begin{aligned} \psi(y, z, z) - \psi(y, z, t) &= e^{\lambda\phi(y,z,z)} - e^{\lambda\phi(y,z,t)} = e^{\lambda\phi(y,z,z)}(1 - e^{-\lambda(\phi(y,z,z) - \phi(y,z,t))}) \\ &= e^{\lambda\phi(y,z,z)}(1 - e^{-\lambda(t-z)^2}) \geq 1 - e^{-\lambda(t-z)^2}. \end{aligned}$$

Now, for $s \geq 0$,

$$1 - e^{-s} \geq \min(1/2, s/2),$$

hence

$$2(\psi(y, z, t) - \psi(y, z, z)) \leq -\min(1, \lambda(t-z)^2)$$

so

$$\begin{aligned} \int_{-T}^T e^{2\sigma(\psi(y,z,t) - \psi(y,z,z))} dt &\leq \int_{-T}^T e^{-\sigma \min(1, \lambda(t-z)^2)} dt = \int_{-T-z}^{T-z} e^{-\sigma \min(1, \lambda t^2)} dt \\ &\leq \int_{-T-1}^{T+1} e^{-\sigma \min(1, \lambda t^2)} dt. \end{aligned}$$

Hence, by the dominated convergence theorem

$$0 \leq \lim_{\sigma \rightarrow \infty} h(\sigma) \leq \lim_{\sigma \rightarrow \infty} \int_{-T-1}^{T+1} e^{-\sigma \min(1, \lambda t^2)} dt = 0.$$

\square

3.2 Energy estimates for the plane wave problem

We derive three energy estimates needed in the proof of Theorem 1.2. The first is an estimate for an exterior problem, the second estimates the energy on $t = \pm T$ and the third estimates the energy on $t = z$. In deriving these estimates, we will use the following simple integration by parts results on Q_+ and other sets having a similar form: if v is smooth in Q_+ , then

$$\int_{Q_+} \partial_t v \, dx \, dt = \int_{\{t=T\}} v \, dS - \frac{1}{\sqrt{2}} \int_{\{t=z\}} v \, dS,$$

and if V is a smooth vector field on Q_+ with values in \mathbb{R}^n , then (with ∇ denoting the gradient in x variables)

$$\int_{Q_+} \nabla \cdot V \, dx \, dt = \int_{\Sigma_+} V \cdot \nu \, dS + \frac{1}{\sqrt{2}} \int_{\{t=z\}} V \cdot e_n \, dS.$$

Lemma 3.3 (Energy estimate for exterior problem). *Suppose $n > 1$, $T > 1$, $p(x)$ a smooth function on \mathbb{R}^n with support in \bar{B} and $\alpha(y, z, t)$ a smooth function on $(\mathbb{R}^n \times \mathbb{R}) \cap \{t \geq z\}$ with*

$$\square \alpha = 0, \quad \text{on } (y, z, t) \in \mathbb{R}^n \times \mathbb{R}, \quad |(y, z)| \geq 1, \quad t \geq z, \quad (3.2)$$

$$\alpha(y, z, z) = \int_{-\infty}^0 p(y, z + s) \, ds, \quad \text{on } |(y, z)| \geq 1, \quad (3.3)$$

$$\alpha(y, z, t) = 0, \quad \text{on } \{(y, z, t) : z \leq t < -1\}; \quad (3.4)$$

then

$$\|\partial_\nu \alpha\|_{L^2(\Sigma_+)} \leq \|\alpha\|_{H^1(\Sigma_+)} + \|\alpha\|_{H^1(\Sigma \cap \Gamma)},$$

with the constant dependent only on T .

Proof. The result follows from standard estimates for the wave operator obtained using multiplier methods. Define

$$H_T = \{(y, z, t) : |(y, z)| \geq 1, \quad -T \leq t \leq T, \quad z \leq t\};$$

then from domain of dependence arguments and (3.3), (3.4), we can show that the intersection of the support of α and H_T is bounded and hence, on this set, $|x|$ is bounded above by a constant dependent on T .

We define the smooth function

$$\bar{\alpha}(y, z) := \alpha(y, z, z) = \int_{-\infty}^0 p(y, z + s) \, ds = \int_{-\infty}^z p(y, s) \, ds, \quad (y, z) \in \mathbb{R}^n,$$

and noting that p is supported in \bar{B} , for $|(y, z)| \geq 1$ we have

$$\bar{\alpha}(y, z) = \alpha(y, z, z) = \begin{cases} 0, & \text{if } |y| \geq 1, \\ 0, & \text{if } |y| \leq 1 \text{ and } z \leq 0, \\ \int_{\mathbb{R}} p(y, s) \, ds, & |y| \leq 1 \text{ and } z \geq 0, \end{cases}$$

We have the identities

$$\begin{aligned} 2\alpha_t \square \alpha &= (\alpha_t^2 + |\nabla \alpha|^2)_t - 2\nabla \cdot (\alpha_t \nabla \alpha) \\ 2(x \cdot \nabla \alpha) \square \alpha &= 2(\alpha_t(x \cdot \nabla \alpha))_t + \nabla \cdot (x(|\nabla \alpha|^2 - \alpha_t^2) - 2(x \cdot \nabla \alpha) \nabla \alpha) + n\alpha_t^2 - (n-2)|\nabla \alpha|^2. \end{aligned}$$

For any $\tau \in [-T, T]$, integrating the first identity over the region $H_T \cap \{t \leq \tau\}$ and noting that α is compactly supported for each fixed t , $\alpha(y, z, z) = \bar{\alpha}(y, z)$ and $(\alpha_t + \alpha_z)(y, z, z) = 0$ on $\{t = z\} \cap H_T$, we have

$$\begin{aligned} \int_{H_T \cap \{t=\tau\}} \alpha_t^2 + |\nabla \alpha|^2 dx &= -2 \int_{\Sigma_+ \cap \{t \leq \tau\}} \alpha_r \alpha_t dS + \int_{H_T \cap \{t=z\}} (\alpha_t^2 + |\nabla \alpha|^2 + 2\alpha_t \alpha_z)(y, z, z) dy dz \\ &= -2 \int_{\Sigma_+ \cap \{t \leq \tau\}} \alpha_r \alpha_t dS + \int_{H_T \cap \{t=z\}} |\nabla_y \alpha(y, z, z)|^2 + (\alpha_t + \alpha_z)(y, z, z)^2 dy dz \\ &\leq \epsilon \int_{\Sigma_+} \alpha_r^2 dS + \frac{1}{\epsilon} \int_{\Sigma_+} \alpha_t^2 dS + \int_{H_T \cap \{t=z\}} |\nabla_y \bar{\alpha}(y, z)|^2 dy dz \end{aligned} \quad (3.5)$$

for all $\epsilon > 0$. Integrating the second relation over H_T we obtain

$$\begin{aligned} \int_{\Sigma_+} 2\alpha_r^2 + \alpha_t^2 - |\nabla \alpha|^2 dS &= \int_{H_T} ((n-2)|\nabla \alpha|^2 - n\alpha_t^2) dx dt - 2 \int_{|x| \geq 1, t=T} \alpha_t (x \cdot \nabla \alpha) dx \\ &\quad + \int_{H_T \cap \{t=z\}} 2(\alpha_t + \alpha_z)(x \cdot \nabla \alpha) - z|\nabla_y \alpha|^2 + z(\alpha_t^2 - \alpha_z^2) \\ &= \int_{H_T} ((n-2)|\nabla \alpha|^2 - n\alpha_t^2) dx dt - 2 \int_{|x| \geq 1, t=T} \alpha_t (x \cdot \nabla \alpha) dx \\ &\quad - \int_{H_T \cap \{t=z\}} z|\nabla_y \bar{\alpha}(y, z)|^2 dy dz. \end{aligned} \quad (3.6)$$

Hence using (1.19) and (3.5) we obtain from (3.6) that

$$\begin{aligned} \int_{\Sigma_+} \alpha_r^2 dS &\leq \int_{\Sigma_+} \sum_{i < j} (\Omega_{ij} \alpha)^2 dS + \int_{H_T} \alpha_t^2 + |\nabla \alpha|^2 dx dt + \int_{H_T \cap \{t=T\}} \alpha_t^2 + |\nabla \alpha|^2 dx \\ &\quad + \int_{H_T \cap \{t=z\}} |\nabla_y \bar{\alpha}(y, z)|^2 dy dz \\ &= \int_{\Sigma_+} \sum_{i < j} (\Omega_{ij} \alpha)^2 dS + \int_{-T}^T \int_{H_T \cap \{t=\tau\}} \alpha_t^2 + |\nabla \alpha|^2 dx d\tau + \int_{H_T \cap \{t=T\}} \alpha_t^2 + |\nabla \alpha|^2 dx \\ &\quad + \int_{H_T \cap \{t=z\}} |\nabla_y \bar{\alpha}(y, z)|^2 dy dz \\ &\leq \left(1 + \frac{2T}{\epsilon}\right) \int_{\Sigma_+} \alpha_t^2 + \sum_{i < j} (\Omega_{ij} \alpha)^2 dS + (2T+1)\epsilon \int_{\Sigma_+} \alpha_r^2 dS \\ &\quad + \int_{H_T \cap \{t=z\}} |\nabla_y \bar{\alpha}(y, z)|^2 dy dz \end{aligned}$$

So, choosing ϵ small enough, we obtain

$$\int_{\Sigma_+} \alpha_r^2 dS \leq \|\alpha\|_{H^1(\Sigma_+)}^2 + \int_{H_T \cap \{t=z\}} |\nabla_y \bar{\alpha}(y, z)|^2 dy dz.$$

Now, $\bar{\alpha}(y, z) = 0$ for $|y| \geq 1$ and when $z \leq 0$. Further,

$$\bar{\alpha}(y, z) = \bar{\alpha}(y, \sqrt{1 - |y|^2}), \quad \text{when } z \geq 0, |y| \leq 1$$

so

$$\begin{aligned} \int_{H_T \cap \{t=z\}} |\nabla_y \bar{\alpha}(y, z)|^2 dy dz &\preccurlyeq \int_{|y| \leq 1} |\nabla_y (\bar{\alpha}(y, \sqrt{1 - |y|^2}))|^2 dy \\ &= \int_{|y| \leq 1} |(\nabla_y \bar{\alpha} - y/\sqrt{1 - |y|^2} \bar{\alpha}_z)(y, \sqrt{1 - |y|^2})|^2 dy \\ &= \int_{|y| \leq 1} \frac{1}{\sqrt{1 - |y|^2}} |((\sqrt{1 - |y|^2} \nabla_y - y \partial_z) \bar{\alpha})(y, \sqrt{1 - |y|^2})|^2 dy \\ &\preccurlyeq \int_S |((z \nabla_y - y \partial_z) \bar{\alpha})(y, z)|^2 dS_{y,z} \\ &\preccurlyeq \|\bar{\alpha}\|_{H^1(S)}^2 \\ &\preccurlyeq \|\alpha\|_{H^1(\Sigma \cap \{t=z\})}^2 \end{aligned}$$

and the proof is complete. \square

Next we estimate the energy near $t = T$ by the energy on $t = z$.

Lemma 3.4 (Energy estimate near $t = T$). *If $1 < \tau \leq T$, q is a smooth function on \bar{B} and $\alpha(x, t)$ is a smooth function on Q_+ then*

$$\int_B (|\nabla_{x,t} \alpha|^2 + |\alpha|^2)(x, \tau) dx \preccurlyeq \|\alpha\|_{H^1(\Gamma)}^2 + \|(\square + q)\alpha\|_{L^2(Q_+)}^2 + \|\alpha\|_{H^1(\Sigma_+)}^2 + \|\partial_\nu \alpha\|_{L^2(\Sigma_+)}^2,$$

with the constant dependent only on $\|q\|_\infty$ and T .

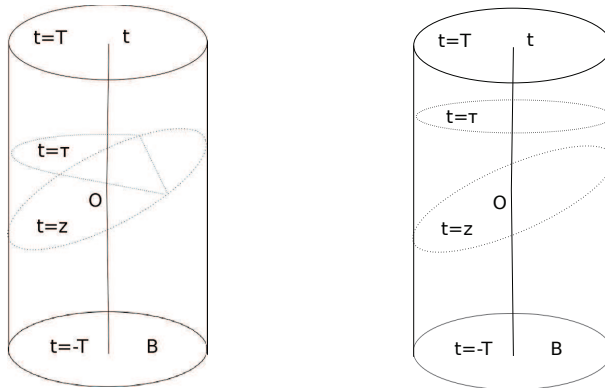


Figure 3.1: The $t = \tau$ section of Q

Proof. Below $\mathcal{L} = \square + q$. For any $\tau \in [-1, T]$, the plane $t = \tau$ cuts $t = z$ inside Q when $\tau \leq 1$ and does not cut $t = z$ inside Q when $\tau > 1$ - see Figure 3.1. We define two energies associated with top and bottom surfaces of the boundary of $Q_{+, \tau}$.

- If $-1 \leq \tau \leq 1$ then define

$$E(\tau) := \int_{B \cap \{z \leq \tau\}} (\alpha^2 + \alpha_t^2 + |\nabla \alpha|^2)(y, z, \tau) dz dy;$$

$$J(\tau) := \int_{B \cap \{z \leq \tau\}} (\alpha^2 + (\alpha_t + \alpha_z)^2 + |\nabla_y \alpha|^2)(y, z, z) dz dy;$$

- If $\tau > 1$ then define

$$E(\tau) := \int_B (\alpha^2 + \alpha_t^2 + |\nabla \alpha|^2)(y, z, \tau) dz dy;$$

$$J(\tau) := J(1).$$

For any $\tau \in [-1, T]$, integrating the relation

$$2\alpha_t(\square\alpha + \alpha) = (\alpha_t^2 + |\nabla \alpha|^2 + \alpha^2)_t - 2\nabla \cdot (\alpha_t \nabla \alpha),$$

over the region $Q_{+, \tau}$ we obtain

$$\begin{aligned} E(\tau) &= J(\tau) + 2 \int_{Q_{+, \tau}} \alpha_t(\square\alpha + \alpha) + 2 \int_{\Sigma_{+, \tau}} \alpha_t \partial_\nu \alpha dS \\ &= J(\tau) + 2 \int_{Q_{+, \tau}} \alpha_t(\mathcal{L}\alpha + (1-q)\alpha) + 2 \int_{\Sigma_{+, \tau}} \alpha_t \partial_\nu \alpha dS \\ &\leq J(1) + \int_{Q_+} |\mathcal{L}\alpha|^2 + \int_{\Sigma_+} |\nabla_{x,t}\alpha|^2 + |\alpha|^2 dS + \int_0^\tau E(t) dt. \end{aligned}$$

with the constant dependent on $\|q\|_\infty$. Hence, by Gronwall's inequality, for all $\tau \in [-1, T]$, we have

$$E(\tau) \leq J(1) + \int_{Q_+} |\mathcal{L}\alpha|^2 + \int_{\Sigma_+} |\nabla_{x,t}\alpha|^2 + |\alpha|^2 dS$$

with the constant dependent on T and $\|q\|_\infty$. □

Next we estimate the weighted energy on $t = z$.

Lemma 3.5 (Energy estimate near $t = z$). *If $T > 1$, q a smooth function on \bar{B} and α, ψ are smooth functions on Q_+ then*

$$\|\alpha\|_{1, \sigma, \Gamma}^2 \leq \sigma \|\alpha\|_{1, \sigma, Q_+}^2 + \|(\square + q)\alpha\|_{0, \sigma, Q_+}^2 + \|\alpha\|_{1, \sigma, \Sigma_+}^2 + \|\partial_\nu \alpha\|_{0, \sigma, \Sigma_+}^2$$

for all $\sigma > 1$ large enough, with the constant dependent only on $\|q\|_\infty$, $\|\psi\|_{C^2(Q_+)}$ and T .

Proof. Below $\mathcal{L} = \square + q$. Define $\mu := e^{\sigma\psi} \alpha$. For any $\tau \in [1, T]$, define the energy on the plane $t = \tau$ as (see Figure 3.1)

$$E(\tau) := \int_B (\sigma^2 \mu^2 + \mu_t^2 + |\nabla \mu|^2)(y, z, \tau) dz dy$$

and the energy on the plane $t = z$ as

$$J := \int_B (\sigma^2 \mu^2 + (\mu_t + \mu_z)^2 + |\nabla_y \mu|^2)(y, z, z) dz dy.$$

For any $\tau \in [1, T]$, integrating the relation

$$2\mu_t(\square\mu + \sigma^2\mu) = (\mu_t^2 + |\nabla\mu|^2 + \sigma^2\mu^2)_t - 2\nabla \cdot (\mu_t \nabla\mu), \quad (3.7)$$

over the region $Q_{+, \tau}$ and using $2\sigma^2\mu\mu_t \leq \sigma(\mu_t^2 + \sigma^2\mu^2)$, we obtain

$$\begin{aligned} J &= E(\tau) - 2 \int_{Q_{+, \tau}} \mu_t(\mathcal{L}\mu + (\sigma^2 - q)\mu) - 2 \int_{\Sigma_{+, \tau}} \mu_t \partial_\nu \mu dS \\ &\preceq E(\tau) + \sigma \int_{Q_+} |\nabla_{x,t}\mu|^2 + \sigma^2\mu^2 + \int_{Q_+} |\mu_t \mathcal{L}\mu| + \int_{\Sigma_+} |\mu_t \partial_\nu \mu| dS. \end{aligned}$$

Integrating this over $\tau \in [1, T]$ and noting that

$$\int_1^T E(\tau) d\tau \preceq \int_{Q_+} |\nabla_{x,t}\mu|^2 + \sigma^2\mu^2$$

we obtain

$$J \preceq \sigma \int_{Q_+} |\nabla_{x,t}\mu|^2 + \sigma^2\mu^2 + \int_{Q_+} |\mu_t \mathcal{L}\mu| + \int_{\Sigma_+} |\mu_t \partial_\nu \mu| dS. \quad (3.8)$$

with the constant dependent only on T and $\|q\|_\infty$.

Now $\mu = \alpha e^{\sigma\psi}$ so

$$|\mu| \preceq e^{\sigma\psi} |\alpha|, \quad |\nabla_{x,t}\mu| \preceq e^{\sigma\psi} (|\nabla_{x,t}\alpha| + \sigma|\alpha|). \quad (3.9)$$

Further, since α is smooth in the region $t \geq z$, on Q_+ we have

$$\mathcal{L}\mu = (\square + q)\mu = e^{\sigma\psi} (\mathcal{L}\alpha + 2\sigma(\psi_t \alpha_t - \nabla\psi \cdot \nabla\alpha) + \sigma\alpha\square\psi + \sigma^2(\psi_t^2 - |\nabla\psi|^2)\alpha)$$

which implies

$$|\mathcal{L}\mu| \preceq e^{\sigma\psi} (|\mathcal{L}\alpha| + \sigma|\nabla_{x,t}\alpha| + \sigma^2|\alpha|). \quad (3.10)$$

Hence using (3.9), (3.10) and noting

$$2\sigma^2|\nabla_{x,t}\alpha||\alpha| \leq \sigma|\nabla_{x,t}\alpha|^2 + \sigma^3\alpha^2,$$

(3.8) implies

$$J \preceq \|\mathcal{L}\alpha\|_{0,\sigma,Q_+}^2 + \sigma\|\alpha\|_{1,\sigma,Q_+}^2 + \|\alpha\|_{1,\sigma,\Sigma_+}^2 + \|\partial_\nu\alpha\|_{0,\sigma,\Sigma_+}^2 \quad (3.11)$$

with the constant dependent only on T and $\|q\|_\infty$.

Now $\alpha = e^{-\sigma\psi}\mu$ so $|\alpha| \leq e^{-\sigma\psi}|\mu|$ and

$$\begin{aligned} |\alpha_z + \alpha_t| &\preceq e^{-\sigma\psi} (|\mu_z + \mu_t| + \sigma|\mu|), \\ |\nabla_y\alpha| &\preceq e^{-\sigma\psi} (|\nabla_y\mu| + \sigma|\mu|) \end{aligned}$$

hence

$$|\alpha_z + \alpha_t|^2 + |\nabla_y\alpha|^2 + \sigma^2\alpha^2 \preceq e^{-2\sigma\psi} (|\mu_z + \mu_t|^2 + |\nabla_y\mu|^2 + \sigma^2|\mu|^2),$$

so the lemma follows from (3.11) and the definition of J . \square

3.3 The construction of $\rho(x, t)$

Lemma 3.6 (The estimates for $\rho(x, t)$). *If $T > 1$, $q \in C_c^\infty(\mathbb{R}^n)$ and $\bar{\rho}(y)$ is a compactly supported smooth function on \mathbb{R}^{n-1} then the characteristic boundary value problem*

$$(\square + q)\rho = 0, \quad \text{on } Q_- \tag{3.12}$$

$$\rho(y, z, z) = \bar{\rho}(y), \quad \text{on } \Gamma \tag{3.13}$$

$$\rho(y, z, t) = \bar{\rho}(y), \quad \text{on } \Sigma_- \tag{3.14}$$

has a unique solution in $H^1(Q_-)$ with $\partial_\nu \rho \in L^2(\Sigma_-)$, $\rho(\cdot, \tau) \in H^1(B)$, $\rho_t(\cdot, \tau) \in L^2(B)$ and

$$\|\rho\|_{H^1(\Gamma)} + \|\rho(\cdot, \tau)\|_{H^1(B)} + \|\rho_t(\cdot, \tau)\|_{L^2(B)} + \|\partial_\nu \rho\|_{L^2(\Sigma_-)} + \|\rho\|_{H^1(\Sigma_-)} \leq \|\rho\|_{H^1(\Sigma \cap \Gamma)},$$

for all $\tau \in [-T, -1]$, with the constant dependent only on $\|q\|_\infty$ and T . Further

$$(\square + q)(\rho(y, z, t)H(z - t)) = 0 \quad \text{on } Q.$$

Proof. Below $\mathcal{L} = \square + q$. Since $\bar{\rho}(y)$ is also a smooth function on \mathbb{R}^n independent of z , we redefine $\bar{\rho}$ to be a smooth compactly supported function on \mathbb{R}^n which agrees with the old $\bar{\rho}$ on a neighborhood of \bar{B} . This redefinition does not change the lemma and avoids introducing a new symbol.

Arguing as one would to prove Proposition 1.1 (see the proof of Theorem 1 in [RU14]), the characteristic IVP

$$(\square + q)\check{\rho} = 0, \quad (y, z, t) \in \mathbb{R}^n \times \mathbb{R}, \quad t \geq z, \tag{3.15}$$

$$\check{\rho}(y, z, z) = \bar{\rho}(y, z), \quad (y, z) \in \mathbb{R}^n, \tag{3.16}$$

$$\check{\rho}(y, z, t) = 0, \quad z \leq t \ll 0, \tag{3.17}$$

is well posed and has a smooth solution. On Σ , define the function

$$\tilde{f}(y, z, t) = \begin{cases} \check{\rho}(y, z, t), & \text{on } \Sigma_+, \\ \bar{\rho}(y, z), & \text{on } \Sigma_-; \end{cases}$$

\tilde{f} is in $H^1(\Sigma)$ because $\check{\rho} = \bar{\rho}$ on Γ . Hence, by standard theory (see Theorem 3.1 in [BY17]), the backward IBVP

$$(\square + q)\tilde{\rho} = 0, \quad \text{on } Q, \tag{3.18}$$

$$\tilde{\rho} = \check{\rho}, \quad \text{on } Q \cap \{t \geq 1\}, \tag{3.19}$$

$$\tilde{\rho} = \tilde{f}, \quad \text{on } \Sigma, \tag{3.20}$$

has a unique solution in $H^1(Q)$ with $\partial_\nu \tilde{\rho} \in L^2(\Sigma)$ and $\tilde{\rho}(\cdot, \tau) \in H^1(B)$, $\tilde{\rho}_t(\cdot, \tau) \in L^2(B)$ for all $\tau \in [-T, -1]$. Also, from domain of dependence arguments one can see that $\tilde{\rho} = \check{\rho}$ on Q_+ , and in particular $\tilde{\rho} = \bar{\rho}$ on Γ . Let ρ be the restriction of $\tilde{\rho}$ to Q_- ; this is the desired solution.

To prove uniqueness, we need to show that if $\bar{\rho}(y) = 0$ and $\rho \in H^1(Q_-)$ is a solution of (3.12)-(3.14), then $\rho = 0$. Given a smooth function ψ on Q_- which is supported in the interior of Q_- , the IBVP

$$\begin{aligned} (\square + q)\phi &= \psi, & (x, t) &\in B \times (-T, \infty) \\ \phi(\cdot, -T) &= 0, \quad \partial_t \phi(\cdot, -T) = 0, & &\text{on } B \\ \partial_\nu \phi &= 0, & &\text{on } S \times [-T, \infty) \end{aligned}$$

has a solution which is smooth on $\bar{B} \times [-T, \infty)$ (from Theorem 5.1 in Chapter IV of [La85] and its application to t derivatives of ϕ). Hence, using the definition of a weak solution of (3.12) - (3.14) with $\bar{\rho} = 0$, we have

$$\int_{Q_-} \rho (\square + q)\phi = 0;$$

note that there is no contribution from the boundary of Q_- , not even from Γ , because the boundary terms on Γ involve ρ or the first order derivatives of ρ in directions tangential to Γ . Hence

$$\int_{Q_-} \rho \psi = 0$$

for every smooth function ψ on Q_- which is supported in the interior of Q_- . Hence $\rho = 0$ on Q_- .

We next show that $(\square + q)(\rho(y, z, t)H(z - t)) = 0$ on Q . Let $\phi(x, t)$ be a smooth function on Q with support in the interior of Q . Noting that $\check{\rho}$ is smooth on Q_+ and $(\square + q)\check{\rho} = 0$ on Q_+ , from the construction of $\check{\rho}$ we know that

$$\begin{aligned} 0 &= \langle \mathcal{L}\check{\rho}, \phi \rangle = \langle \check{\rho}, \mathcal{L}\phi \rangle = \int_{Q_+} \check{\rho} \mathcal{L}\phi + \int_{Q_-} \rho \mathcal{L}\phi \\ &= \int_{Q_+} \phi \mathcal{L}\check{\rho} + (\check{\rho}\phi_t - \check{\rho}_t\phi)_t + \nabla_x \cdot (\phi \nabla_x \check{\rho} - \check{\rho} \nabla_x \phi) + \int_{Q_-} \rho \mathcal{L}\phi \\ &= \int_{Q_-} \rho \mathcal{L}\phi + \frac{1}{\sqrt{2}} \int_{\Gamma} \phi (\check{\rho}_t + \check{\rho}_z) - \check{\rho} (\phi_t + \phi_z) dS \\ &= \int_{Q_-} \rho \mathcal{L}\phi + \int_B \phi(y, z, z) \frac{d}{dz} (\check{\rho}(y, z, z)) - \check{\rho}(y, z, z) \frac{d}{dz} (\phi(y, z, z)) dy dz \\ &= \int_{Q_-} \rho \mathcal{L}\phi + 2 \int_B \phi(y, z, z) \frac{d}{dz} (\check{\rho}(y, z, z)) dy dz \\ &= \int_{Q_-} \rho \mathcal{L}\phi + 2 \int_B \phi(y, z, z) \frac{d}{dz} (\bar{\rho}(y)) dy dz \\ &= \int_{Q_-} \rho \mathcal{L}\phi. \end{aligned}$$

Hence $\mathcal{L}(\rho(y, z, t)H(z - t)) = 0$ on Q .

We now obtain the estimate in the lemma. We construct a sequence of functions $\rho_k \in H^2(Q_-)$ such that $\rho_k = \rho$ on Γ , $\rho_k(\cdot, \tau) \rightarrow \rho(\cdot, \tau)$ in $H^1(B)$, $\partial_t \rho_k(\cdot, \tau) \rightarrow \rho_t(\cdot, \tau)$ in $L^2(B)$ for all $\tau \in [-1, -T]$

and $\rho_k \rightarrow \rho$ in $H^1(\Sigma_-)$, $\partial_\nu \rho_k \rightarrow \partial_\nu \rho$ in $L^2(\Sigma_-)$. Using multiplier methods and energy estimates as in the proof of Lemma 3.6 in [BY17], one can show that

$$\|\rho_k(\cdot, \tau)\|_{H^1(B)} + \|\partial_t \rho_k(\cdot, \tau)\|_{L^2(B)} + \|\partial_\nu \rho_k\|_{L^2(\Sigma_-)} \leq \|\rho_k\|_{H^1(\Gamma)} + \|\rho_k\|_{H^1(\Sigma_-)},$$

for all $\tau \in [-T, -1]$. Hence, letting $k \rightarrow \infty$, we obtain

$$\|\rho(\cdot, \tau)\|_{H^1(B)} + \|\partial_t \rho(\cdot, \tau)\|_{L^2(B)} + \|\partial_\nu \rho\|_{L^2(\Sigma_-)} \leq \|\rho\|_{H^1(\Gamma)} + \|\rho\|_{H^1(\Sigma_-)}.$$

So the estimate in the lemma will follow if we can show that

$$\|\rho\|_{H^1(\Gamma)} + \|\rho\|_{H^1(\Sigma_-)} \leq \|\rho\|_{H^1(\Sigma \cap \Gamma)}. \quad (3.21)$$

Now

$$\|\rho\|_{H^1(\Sigma \cap \Gamma)}^2 = \sqrt{2} \int_S |\bar{\rho}(y)|^2 + |z \nabla_y \bar{\rho}(y)|^2 + \sum_{i \neq j} |(y_i \partial_{y_j} - y_j \partial_{y_i}) \bar{\rho}(y)|^2 dS_{y,z}.$$

On the other hand, on Γ , $\rho(y, z, z) = \bar{\rho}(y)$ so

$$\begin{aligned} \|\rho\|_{H^1(\Gamma)}^2 &= \sqrt{2} \int_B |\bar{\rho}(y)|^2 + |\nabla_y \bar{\rho}(y)|^2 dy dz \leq \int_{|y| \leq 1} \sqrt{1 - |y|^2} (|\bar{\rho}(y)|^2 + |\nabla_y \bar{\rho}(y)|^2) dy \\ &\leq \int_S z^2 (|\bar{\rho}(y)|^2 + |\nabla_y \bar{\rho}(y)|^2) dS_{y,z} \\ &\leq \|\rho\|_{H^1(\Sigma \cap \Gamma)}^2. \end{aligned}$$

Further, on Σ_- the tangential derivatives of ρ are derivatives in the directions ∂_t , $z \nabla_y - y \partial_z$ and $y_i \partial_{y_j} - y_j \partial_{y_i}$ of the function $\bar{\rho}(y)$ which is a smooth extension of the restriction of ρ to Σ_- . Hence

$$\begin{aligned} \|\rho\|_{H^1(\Sigma_-)}^2 &= \int_{\Sigma_-} |\bar{\rho}(y)|^2 + |z \nabla_y \bar{\rho}(y)|^2 + \sum_{i \neq j} |(y_i \partial_{y_j} - y_j \partial_{y_i}) \bar{\rho}(y)|^2 dS_{y,z,t} \\ &\leq \int_S |\bar{\rho}(y)|^2 + |z \nabla_y \bar{\rho}(y)|^2 + \sum_{i \neq j} |(y_i \partial_{y_j} - y_j \partial_{y_i}) \bar{\rho}(y)|^2 dS_{y,z} \\ &\leq \|\rho\|_{H^1(\Sigma \cap \Gamma)}^2. \end{aligned}$$

So we have proved (3.21).

It remains to construct the approximating sequence ρ_k . From (3.15), one has

$$(\partial_t + \partial_z)(\check{\rho}_t - \check{\rho}_z)(y, z, z) = \Delta_y \bar{\rho}(y, z) - q(y, z) \bar{\rho}(y, z), \quad (y, z) \in \bar{B}$$

which implies

$$\frac{d}{dz}((\check{\rho}_t - \check{\rho}_z)(y, z, z)) = \Delta_y \bar{\rho}(y, z) - q(y, z) \bar{\rho}(y, z), \quad (y, z) \in \bar{B}$$

which combined with

$$(\check{\rho}_t + \check{\rho}_z)(y, z, z) = \frac{d}{dz}(\bar{\rho}(y, z)) = 0, \quad (y, z) \in \bar{B}$$

determines

$$\check{\rho}_t(y, z, z) = \frac{1}{2} \int_{-\infty}^z \Delta_y \bar{\rho}(y, s) - q(y, z) \bar{\rho}(y, s) ds, \quad (y, z) \in \bar{B}.$$

Let us define the smooth function

$$g(y, z) := \frac{1}{2} \int_{-\infty}^z \Delta_y \bar{\rho}(y, s) - q(y, z) \bar{\rho}(y, s) ds, \quad (y, z) \in \mathbb{R}^n.$$

Construct a smooth function χ on $(-\infty, 0]$ with support in $[-1, 0]$ such that

$$\chi(0) = 0, \quad \chi'(0) = 1$$

and define

$$\tilde{f}_k(y, z, t) = \begin{cases} \check{\rho}(y, z, t), & (y, z, t) \in \Sigma_+, \\ \bar{\rho}(y) + k^{-1} \chi(k(t-z))g(y, z), & (y, z, t) \in \Sigma_-. \end{cases}$$

We note that $\tilde{f}_k \in C^1(\Sigma)$ because $\tilde{f}_k(y, z, z+) = \tilde{f}_k(y, z, z-)$ and $\partial_t \tilde{f}_k(y, z, z+) = \partial_t \tilde{f}(y, z, z-)$ for $(y, z) \in S$. Further $\tilde{f}_k \rightarrow \tilde{f}$ in $H^1(\Sigma)$ because

$$\begin{aligned} \|k^{-1} \chi(k(t-z))g(y, z)\|_{H^1(\Sigma_-)}^2 &\preccurlyeq \frac{1}{k^2} \int_{\Sigma_-} \chi^2(k(t-z)) dS + \int_{\Sigma_-} \chi'(k(t-z))^2 dS \\ &\preccurlyeq \frac{1}{k^2} + \int_{-1}^0 |\chi'(ks)|^2 ds \\ &\preccurlyeq \frac{1}{k^2} + \int_{-1/k}^0 ds \rightarrow 0, \quad \text{as } k \rightarrow \infty. \end{aligned}$$

Let $\tilde{\rho}_k$ be the solution of the IBVP (3.18)-(3.20) except with \tilde{f} replaced by \tilde{f}_k . Since \tilde{f}_k is in C^1 and $\tilde{\rho}_k = \bar{\rho}$ on $t \geq z$, by applying Theorem 3.1 in [BY17] to $\tilde{\rho}_k$ and $\partial_t \tilde{\rho}_k$ one can show that $\tilde{\rho}_k \in H^2(Q)$ and we have

$$\|(\tilde{\rho} - \tilde{\rho}_k)(\cdot, \tau)\|_{H^1(B)} + \|\partial_t(\tilde{\rho} - \tilde{\rho}_k)(\cdot, \tau)\|_{L^2(B)} + \|\partial_\nu(\tilde{\rho} - \tilde{\rho}_k)\|_{L^2(\Sigma)} \preccurlyeq \|\tilde{f}_k - \tilde{f}\|_{H^1(\Sigma)},$$

for all $\tau \in [-T, -1]$. So if we take ρ_k to be the restriction of $\tilde{\rho}_k$ to Q_- then we have constructed the desired ρ_k . Note that on Γ we have $\rho_k = \tilde{\rho}_k = \check{\rho}$ because $\tilde{\rho}_k = \check{\rho}$ on Q_+ by a domain of dependence argument. \square

4 Proofs for the spherical and point source problem

Our functions will be defined mostly over the region above $t = -|x|$ and we avoid points where $x = 0$ so we define

$$K = \{(x, t) \in \mathbb{R}^3 \times \mathbb{R} : -|x| < t, x \neq 0\}.$$

The following proposition will be crucial in the proof of Theorem 1.6.

Proposition 4.1 (Main proposition for spherical and point source problem). *Suppose $p(x), q(x)$ are smooth functions on \mathbb{R}^3 , supported in \bar{B} and zero in neighborhood of the origin. Let $f(x, t)$ be a bounded function on K and $\alpha(x, t)$ a continuous function on K with t sections of α compactly supported, α smooth on the subregions $t \geq |x|$, $t \leq -|x|$ with*

$$(\square + q)\alpha(x, t) = p(x)f(x, t), \quad (x, t) \in K, \quad (\text{as distributions}) \quad (4.1)$$

$$\alpha(x, |x|) = \int_0^1 p(sx) ds, \quad x \neq 0, \quad (4.2)$$

and $\alpha|_{S \times (-1, 3)} = 0$, $\partial_r \alpha|_{S \times (-1, 3)} = 0$; then $p = 0$.

4.1 Proof of Theorem 1.6

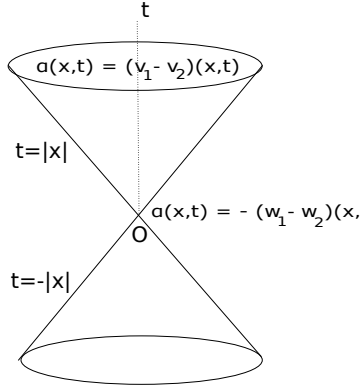


Figure 4.1: Definition of α

Suppose $q_i(x)$, $i = 1, 2$, are smooth functions on \mathbb{R}^3 with support in \bar{B} and zero in a neighborhood of the origin. Let v_i and w_i , $i = 1, 2$, be the functions, corresponding to $q = q_i$, whose existence and uniqueness is guaranteed by Propositions 1.4 and 1.5. Then

$$\begin{aligned} (\square + q_1)(v_1 - v_2) &= -(q_1 - q_2)v_2, & t \geq |x|, (x, t) \in \mathbb{R}^3 \times \mathbb{R}, \\ (v_1 - v_2)(x, |x|) &= -\frac{1}{8\pi} \int_0^1 (q_1 - q_2)(sx) ds, & x \in \mathbb{R}^3, \end{aligned}$$

and

$$\begin{aligned} (\square + q_1)(w_1 - w_2) &= -(q_1 - q_2)w_2, & -|x| \leq t < |x|, (x, t) \in \mathbb{R}^3 \times \mathbb{R}, \\ (w_1 - w_2)(x, -|x|) &= -\frac{1}{8\pi} \int_1^\infty (q_1 - q_2)(sx) ds, & x \in \mathbb{R}^3, x \neq 0, \\ (w_1 - w_2)(x, t) &= 0, & -|x| \leq t \leq -1. \end{aligned}$$

For $(x, t) \in K$, define

$$\tilde{v}_2(x, t) := \begin{cases} v_2(x, t), & t > |x| > 0, \\ -w_2(x, -t), & -|x| < t < |x|, \end{cases}$$

and

$$\alpha(x, t) := \begin{cases} (v_1 - v_2)(x, t), & t \geq |x| > 0, \\ -(w_1 - w_2)(x, -t), & -|x| < t \leq |x|. \end{cases}$$

Note that α has smooth extensions to the regions $t \geq |x| > 0$, $-|x| < t \leq |x|$ and

$$\alpha(x, t) = 0, \quad \text{when } 1 \leq t \leq |x|. \quad (4.3)$$

because of (1.17). Also for $x \neq 0$

$$\begin{aligned} \alpha(x, |x|+) - \alpha(x, |x|-) &= -\frac{1}{8\pi} \int_0^1 (q_1 - q_2)(sx) ds - \frac{1}{8\pi} \int_1^\infty (q_1 - q_2)(sx) ds \\ &= -\frac{1}{8\pi} \int_0^\infty (q_1 - q_2)(sx) ds = -\frac{1}{8\pi r} \int_0^\infty (q_1 - q_2)(s\theta) ds. \end{aligned} \quad (4.4)$$

Now

$$\square \left(\frac{H(t - |x|)}{|x|} \right) = 0, \quad \text{for } (x, t) \in K$$

so, for $(x, t) \in K$, we have

$$\begin{aligned} \square(H(t - |x|)) &= \square \left(|x| \frac{H(t - |x|)}{|x|} \right) \\ &= \square(|x|) \frac{H(t - |x|)}{|x|} - 2\nabla(|x|) \cdot \nabla \left(\frac{H(t - |x|)}{|x|} \right) \\ &= -\frac{2}{r} \frac{H(t - r)}{r} - 2\frac{x}{r} \cdot \left(-\frac{x}{r^3} H(t - r) - \frac{x}{r^2} \delta(t - r) \right) \\ &= \frac{2}{r} \delta(t - r) \end{aligned}$$

and, again on K ,

$$\square(H(|x| - t)) = \square(1 - H(t - |x|)) = -\frac{2}{r} \delta(t - r).$$

Taking smooth extensions of $(v_1 - v_2)(x, t)$ and $(w_1 - w_2)(x, -t)$ to K , for $(x, t) \in K$ we have

$$\begin{aligned} (\square + q_1)\alpha(x, t) &= (\square + q_1)((v_1 - v_2)(x, t)H(t - |x|) - (w_1 - w_2)(x, -t)H(|x| - t)) \\ &= -(q_1 - q_2) \tilde{v}_2 + (v_1 - v_2)(x, t)\square(H(t - |x|)) - (w_1 - w_2)(x, -t)\square(H(|x| - t)) \\ &\quad + 2\delta(t - |x|)(\partial_t + \theta \cdot \nabla)(v_1 - v_2)(x, t) - 2\delta(|x| - t)((\partial_t - \theta \cdot \nabla)(w_1 - w_2))(x, -t) \\ &= -(q_1 - q_2) \tilde{v}_2 + \frac{2}{r} \delta(t - r)((v_1 - v_2)(r\theta, t) + (w_1 - w_2)(r\theta, -t)) \\ &\quad + 2\delta(t - r)(\partial_t + \theta \cdot \nabla)(v_1 - v_2)(r\theta, r) - 2\delta(t - r)((\partial_t - \theta \cdot \nabla)(w_1 - w_2))(r\theta, -r) \\ &= -(q_1 - q_2) \tilde{v}_2 + \frac{2}{r} \delta(t - r)((v_1 - v_2)(r\theta, r) + (w_1 - w_2)(r\theta, -r)) \\ &\quad + 2\delta(t - r) \frac{d}{dr}((v_1 - v_2)(r\theta, r)) + 2\delta(t - r) \frac{d}{dr}((w_1 - w_2)(r\theta, -r)) \\ &= -(q_1 - q_2) \tilde{v}_2 + \frac{2}{r} \delta(t - r) \frac{d}{dr}(r\alpha(r\theta, r+) - r\alpha(r\theta, r-)) \\ &= -(q_1 - q_2) \tilde{v}_2, \end{aligned}$$

because of (4.4). Summarizing, α is smooth on the regions $t \geq |x| > 0$ and $-|x| < t \leq |x|$ with

$$(\square + q_1)\alpha = -(q_1 - q_2)\tilde{v}_2, \quad (x, t) \in K, \quad (4.5)$$

$$\alpha(x, |x|+) = -\frac{1}{8\pi} \int_0^1 (q_1 - q_2)(sx) ds, \quad x \neq 0, \quad (4.6)$$

$$\alpha(x, |x|+) - \alpha(x, |x|-) = -\frac{1}{8\pi} \int_0^\infty (q_1 - q_2)(sx) ds, \quad x \neq 0, \quad (4.7)$$

$$\alpha(x, t) = 0, \quad 1 \leq t \leq |x|. \quad (4.8)$$

If the q_1, q_2 are such that

$$v_1|_{S \times [1,3]} = v_2|_{S \times [1,3]}, \quad w_1|_{S \times [-1,1]} = w_2|_{S \times [-1,1]}; \quad (4.9)$$

then $\alpha|_{S \times (-1,3]} = 0$ and we show that $q_1 = q_2$.

Firstly, we claim α is continuous across $t = |x|$ on K . Since $v_1(x, t) = v_2(x, t)$ on $S \times [1, 3]$, we have $v_1(x, |x|) = v_2(x, |x|)$ for all $x \in S$. Hence

$$\int_0^1 q_1(sx) ds = \int_0^1 q_2(sx) ds, \quad \forall x \in S,$$

and since the q_i are supported in $|x| \leq 1$, we have

$$\int_0^\infty (q_1 - q_2)(sx) dx = 0, \quad \forall x \in \mathbb{R}^3, |x| = 1,$$

which implies

$$\int_0^\infty (q_1 - q_2)(sx) dx = 0, \quad \forall x \in \mathbb{R}^3$$

and hence, from (4.7), the jump in α across $t = |x|$ is 0.

Summarizing, α is smooth on the regions $t \geq |x|$ and $-|x| < t \leq |x|$, continuous across $t = |x|$ and satisfies (4.5), (4.6), with $\alpha|_{S \times (-1,3]} = 0$. So, from Lemma 5.2, we have $\partial_\nu \alpha|_{S \times (-1,3]} = 0$, hence $q_1 = q_2$ from Proposition 4.1. Note the hypothesis of Lemma 5.2 holds because of (4.5) and (4.8).

4.2 Proof of Proposition 4.1

We define $K := \{(x, t) \in \mathbb{R}^3 \times \mathbb{R} : -|x| < t\}$,

$$Q := \{(x, t) \in \mathbb{R}^3 \times \mathbb{R} : \epsilon \leq |x| \leq 1, -|x| < t \leq 3\}, \quad Q_+ := Q \cap \{t \geq |x|\}.$$

Suppose p, q are supported in \bar{B} and zero on $|x| \leq 3\epsilon$, ϵ small. Choose an a between 4 and $4(1 - 9\epsilon^2)^{-1}$ and define

$$\phi(x, t) = a|x|^2 - (t - |x|)^2, \quad (x, t) \in \mathbb{R}^3 \times \mathbb{R};$$

from Lemma 5.4 we know that

$$\psi = e^{\lambda\phi}$$

is strongly pseudoconvex w.r.t \square in a neighborhood of Q for a large enough λ . For convenience, at times, we use the expressions $\phi(r, t)$ and $\psi(r, t)$ instead of $\phi(x, t)$ and $\psi(x, t)$; here $r = |x|$.

We claim (see Figure 4.2), that the smallest value of ϕ on the set $\{(x, |x|) : 3\epsilon \leq |x| \leq 1\}$ is larger than the largest value of ϕ on

$$\{(x, t) : |x| \leq 1, t = 3\} \cup \{(x, -|x|) : |x| \leq 1\} \cup \{(x, t) : |x| \leq 2\epsilon, t \in \mathbb{R}\}.$$

On $t = r$, $3\epsilon \leq r \leq 1$, the smallest value of ϕ is $9a\epsilon^2$. On $t = 3$, $0 \leq r \leq 1$, the largest value of ϕ is $a - 4$. On $t = -r$, the largest value of ϕ is $a - 4$. On $0 \leq r \leq 2\epsilon$, $t \in \mathbb{R}$, the largest value of ϕ is bounded above by $4a\epsilon^2$. Hence our claim is proved because we chose a between 4 and $4/(1 - 9\epsilon^2)$.

So we can find $\delta > 0$, $c \in \mathbb{R}$ and a small l in $(0, \epsilon)$ such that (see Figure 4.2)

- $\psi \leq c - \delta$ on the set

$$\bar{B} \times [3 - l, 3] \cup \{(x, t) : 0 \leq |x| \leq 1, 0 \leq t + r \leq l\} \cup \{(x, t) : |x| \leq 2\epsilon, -1 \leq t \leq 3\};$$

- $\psi \geq c + \delta$ on $t = r$, $3\epsilon \leq r \leq 1$.

Choose $\chi(x, t)$, a compactly supported smooth function on $\mathbb{R}^3 \times \mathbb{R}$ such that χ is 1 near $t = |x|$ and 0 on the parts of ∂Q where we do not have information. More specifically, we construct a compactly supported smooth function χ such that (see Figure 4.2)

- $\chi(x, t) = 1$ on a neighborhood of $\{(x, t) : t = r, 3\epsilon \leq r \leq 1\}$;
- $\chi(x, t) = 0$ when $|x| \leq \epsilon$ or when $t \geq 3 - l/2$;
- $\chi(x, t) = 0$ on $\{(x, t) : 0 \leq t + r \leq l/2, 0 \leq r \leq 1\}$;
- $\nabla_{x,t}\chi$ is non-zero only when $\epsilon \leq |x| \leq 2\epsilon$ or $3 - l \leq t \leq 3 - l/2$ or when $l/2 \leq r + t \leq l$.

Define

$$\beta(x, t) := \chi(x, t)\alpha(x, t), \quad (x, t) \in K;$$

β has the same regularity properties as α , β and β_r are zero on $|x| = \epsilon$ by construction and β and β_r are zero on $S \times (-1, 3]$ because of the hypothesis on α . Further, β, β_t are zero on $t = 3$ and β is zero in a neighborhood of $t = -r$ because of χ . Since $\beta \in H^1(K)$ is compactly supported and ψ is strongly pseudoconvex w.r.t \square in a neighborhood of Q , from Theorem 1 in [Ta96], we have

$$\sigma \int_Q e^{2\sigma\psi} (|\nabla_{x,t}\beta|^2 + \sigma^2\beta^2) \leq \int_Q e^{2\sigma\psi} |\mathcal{L}\beta|^2, \quad (4.10)$$

for large σ . Here and below $\mathcal{L} = \square + q$.

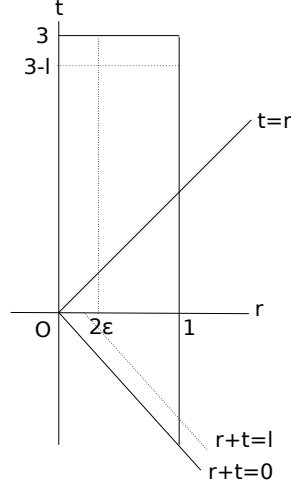


Figure 4.2: Construction of χ

For $r \in [3\epsilon, 1]$, using (4.2), and that χ is 1 in a neighborhood of $t = r$ with $3\epsilon \leq r \leq 1$, we have

$$\begin{aligned}
p(r\theta) &= \frac{d}{dr} \int_0^r p(s\theta) ds = \frac{d}{dr} \left(r \int_0^1 p(rs\theta) ds \right) \\
&= \frac{d}{dr} (r\alpha(r\theta, r)) = \frac{d}{dr} (r\beta(r\theta, r)) \\
&= (r\theta \cdot \nabla\beta + r\beta_t + \beta)(r\theta, r) \\
&= (r(\beta_r + \beta_t) + \beta)(r\theta, r).
\end{aligned}$$

Hence, using the support of p and Lemma 5.1 we have

$$\begin{aligned}
\int_B e^{2\sigma\psi(x,|x|)} |p(x)|^2 dx &= \int_{B \setminus B_\epsilon} e^{2\sigma\psi(x,|x|)} |p(x)|^2 dx \\
&\leq \int_{B \setminus B_\epsilon} e^{2\sigma\psi(x,|x|)} (|\beta_r + \beta_t|^2 + \beta^2)(x, |x|) dx \\
&\leq \sigma \|\beta\|_{1,\sigma,Q_+}^2 + \|\mathcal{L}\beta\|_{0,\sigma,Q_+}^2 \tag{4.11}
\end{aligned}$$

$$\leq \int_Q e^{2\sigma\psi} |\mathcal{L}\beta|^2, \tag{4.12}$$

with the last inequality a consequence of (4.10). Noting that α is continuous across $t = |x|$ and smooth on each side of $t = |x|$ one may verify using a test function that

$$\mathcal{L}\beta = \mathcal{L}(\chi\alpha) = \chi\mathcal{L}\alpha + \alpha\Box\chi + 2(\chi_t\alpha_t - \nabla\chi \cdot \nabla\alpha).$$

So using the hypothesis of the proposition, we have

$$|\mathcal{L}\beta| \leq \chi|pf| + h \quad \text{on } Q$$

for a bounded function h on Q with support on the region where $\nabla_{x,t}\chi$ is non-zero; hence $\psi \leq c - \delta$

on the support of h . So, in (4.12), using the function $g(\sigma)$ from Lemma 5.5, we obtain

$$\begin{aligned} \int_B e^{2\sigma\psi(x,|x|)} |p(x)|^2 dx &\preceq \int_Q e^{2\sigma\psi(x,t)} |p(x)|^2 dx dt + e^{2\sigma(c-\delta)} \\ &\preceq \int_{\epsilon \leq |x| \leq 1} e^{2\sigma\psi(x,|x|)} |p(x)|^2 \int_{-1}^3 e^{\psi(x,t)-\psi(x,|x|)} dt dx + e^{2\sigma(c-\delta)} \\ &\preceq g(\sigma) \int_B e^{2\sigma\psi(x,|x|)} |p(x)|^2 + e^{2\sigma(c-\delta)}. \end{aligned}$$

Hence, from Lemma 5.5, for large enough σ we have

$$\int_B e^{2\sigma\psi(x,|x|)} |p(x)|^2 dx \preceq e^{2\sigma(c-\delta)}.$$

Since $\psi(x,|x|) \geq c + \delta$ on $3\epsilon \leq |x| \leq 1$ and $p(x)$ is supported in $3\epsilon \leq |x| \leq 1$, we obtain

$$e^{2\sigma(c+\delta)} \int_B |p(x)|^2 dx \preceq e^{2\sigma(c-\delta)}$$

which is equivalent to

$$\int_B |p(x)|^2 dx \preceq e^{-4\sigma\delta},$$

for large enough σ . So letting $\sigma \rightarrow \infty$ we conclude that

$$\int_B |p(x)|^2 dx = 0$$

and hence $p = 0$ on B .

4.3 Proof of Proposition 1.5

Choose a $\chi(x) \in C^\infty(\mathbb{R}^3)$ which is supported in $|x| \geq 1/4$ and 1 on $|x| \geq 1/2$. We seek $W(x, t)$ in the form

$$W(x, t) = \chi(x) \frac{\delta(t + |x|)}{4\pi|x|} + \check{W}(x, t)$$

so we need to prove the well-posedness of the inhomogeneous IVP

$$(\square + q)\check{W} = F(x, t), \quad (x, t) \in \mathbb{R}^3 \times \mathbb{R}, \quad (4.13)$$

$$\check{W}(x, t) = 0, \quad t < -1, \quad (4.14)$$

where

$$F(x, t) = -(\square + q) \left(\chi(x) \frac{\delta(t + |x|)}{4\pi|x|} \right). \quad (4.15)$$

Later we show that $F(x, t) = 0$ for $t < -1$ and $F(x, t) \in L^2(\mathbb{R}, H^s(\mathbb{R}^3))$ for all $s < -7/2$. So, from Theorems 9.3.1, 9.3.2 and the remark after that in [Hö76], we conclude that (4.13), (4.14) has a unique solution in the class of functions which are locally in $H^1(\mathbb{R}, H^s(\mathbb{R}^3))$, $s < -7/2$.

Next we address the regularity of $W(x, t)$. We have

$$W(x, t) = \frac{\delta(t + |x|)}{4\pi|x|}, \quad t < -1$$

and, for $t < -1$, the wave front set of W is

$$\text{WF} \left(\frac{\delta(t + |x|)}{4\pi|x|} \right) \subset \Gamma = \{(x, -|x| : \sigma x, \sigma|x|) : x \in \mathbb{R}^3, |x| \geq 1, \sigma \in \mathbb{R}\}.$$

Since q is smooth and $(\square + q)W = 0$ on $\mathbb{R}^3 \times \mathbb{R}$, from Hörmander's propagation of singularities theorem (Theorem 2.1 in Chapter 6 of [Ta81]), the wave front set of W is invariant w.r.t the bicharacteristic flow associated with \square , hence singularities of W are preserved along rays of \square . Further, for $t < -1$, the singularities of W must lie on $t = -|x|$. Since the x, t rays are lines which make a 45 degree angle with lines parallel to the t axis, the only x, t rays which lie on $t = -|x|$ for $t < -1$ are those which lie on the cone $t^2 = |x|^2$. Hence the singularities of W lie on $t^2 = |x|^2$ only.

Since $W(x, t)$ is supported on $t = -|x|$ when $t < -1$, from a domain of dependence argument we see that W is supported in $t \geq -|x|$. On the region $t < |x|$, we seek $W(x, t)$ in the form

$$W(x, t) = \frac{1}{4\pi} \frac{\delta(t + |x|)}{4\pi|x|} + w(x, t)H(t + |x|)$$

where $w(x, t)$ will be a smooth function on $-|x| \leq t < |x|$.

First (1.14) forces $w(x, t) = 0$ for $-|x| \leq t < -1$. Next, since

$$\square \left(\frac{\delta(t + |x|)}{4\pi|x|} \right) = 0 \quad \text{when } |x| < t,$$

(1.13) forces

$$(\square + q)(w(x, t)H(t + |x|)) = -q(x) \frac{\delta(t + |x|)}{4\pi|x|} \quad \text{when } t < |x|. \quad (4.16)$$

When $x \neq 0$ we have (below $n = 3$)

$$\begin{aligned} \nabla(w(x, t)H(t + |x|)) &= \frac{x}{|x|}w(x, t)\delta(t + |x|) + (\nabla w)(x, t)H(t + |x|), \\ \Delta(w(x, t)H(t + |x|)) &= w(x, t)\delta'(t + |x|) + 2\frac{x}{|x|} \cdot \nabla w(x, t)\delta(t + |x|) \\ &\quad + \frac{n-1}{|x|}w(x, t)\delta(t + |x|) + (\Delta w)(x, t)H(t + |x|), \\ \partial_t(w(x, t)H(t + |x|)) &= w(x, t)\delta(t + |x|) + w_t(x, t)H(t + |x|), \\ \partial_t^2(w(x, t)H(t + |x|)) &= w(x, t)\delta'(t + |x|) + 2w_t(x, t)\delta(t + |x|) + w_{tt}(x, t)H(t + |x|). \end{aligned}$$

Hence, for $x \neq 0$

$$(\square + q)(w(x, t)H(t + |x|)) = 2 \left(w_t - \frac{x}{|x|} \cdot \nabla w - \frac{w}{|x|} \right) \delta(t + |x|) + (\square + q)(w(x, t))H(t + |x|).$$

Using this in (4.16) we see that we need to find a smooth $w(x, t)$ on $-|x| \leq t < |x|$ such that

$$(\square + q)w = 0 \quad \text{on } -|x| \leq t < |x| \quad (4.17)$$

and

$$(-|x|w_t + x \cdot \nabla w + w)(x, -|x|) = \frac{q(x)}{8\pi}, \quad x \neq 0. \quad (4.18)$$

Now (4.18) may be written as

$$\frac{d}{dr}(rw(r\theta, -r)) = \frac{q(r\theta)}{8\pi}, \quad r > 0, \quad |\theta| = 1,$$

which combined with $w(r\theta, t) = 0$ for $t < -1$ implies

$$rw(r\theta, -r) = -\frac{1}{8\pi} \int_r^\infty q(s\theta) ds, \quad r > 0, \quad |\theta| = 1$$

and hence

$$w(x, -|x|) = -\frac{1}{8\pi} \int_1^\infty q(sx) ds, \quad x \neq 0. \quad (4.19)$$

The existence and uniqueness of a smooth $w(x, t)$ on $-|x| \leq t < |x|$ satisfying (4.17), (4.19) and $w(x, t) = 0$ on $-|x| \leq t < -1$ is proved in [Ba18].

We now prove the earlier claim that the $F(x, t)$ defined by (4.15) is in $L^2(\mathbb{R}, H^s(\mathbb{R}^3))$ for all $s < -7/2$. From Theorem 7.3.1 in [FJ98] we have

$$\square \left(\frac{\delta(t + |x|)}{4\pi|x|} \right) = \delta(x, t),$$

and since $\chi(x)$ supported in $|x| \geq 1/4$, $\nabla\chi(x)$ is supported in $1/4 \leq |x| \leq 1/2$, $q(x)$ is supported in $|x| \leq 1$, we conclude that

$$\begin{aligned} F(x, t) &= \frac{\delta(t + |x|)}{4\pi|x|} (\Delta + q)(\chi(x)) - 2\nabla\chi(x) \cdot \nabla \left(\frac{\delta(t + |x|)}{4\pi|x|} \right) \\ &= a(x)\delta(t + |x|) + b(x)\delta'(t + |x|) \end{aligned}$$

where $a(x), b(x)$ are smooth functions supported in $1/4 \leq |x| \leq 1$. Now, for $(\xi, \tau) \in \mathbb{R}^3 \times \mathbb{R}$, the Fourier transform of $b(x)\delta'(t + |x|)$ is

$$\begin{aligned} \mathcal{F}(b(x)\delta'(t + |x|))(\xi, \tau) &= \int_{\mathbb{R}^3 \times \mathbb{R}} b(x)\delta'(t + |x|) e^{-ix \cdot \xi - it\tau} dx dt \\ &= i\tau \int_{\mathbb{R}^3} b(x) e^{-ix \cdot \xi} e^{i|x|\tau} dx, \end{aligned}$$

implying

$$|\mathcal{F}(b(x)\delta'(t + |x|))(\xi, \tau)| \leq C|\tau|. \quad (\text{used when } \tau \text{ small})$$

Further, for $\tau \neq 0$, we have

$$\begin{aligned} \mathcal{F}(b(x)\delta'(t + |x|))(\xi, \tau) &= -\frac{\tau}{\tau^2} \int_{\mathbb{R}^3} b(x) e^{-ix \cdot \xi} \partial_r^2(e^{i|x|\tau}) dx \\ &= -\frac{1}{\tau} \int_{\mathbb{R}^3} r^{-2} \partial_r^2(r^2 b(x) e^{-ix \cdot \xi}) e^{i|x|\tau} dx \end{aligned}$$

implying

$$|\mathcal{F}(b(x)\delta'(t+|x|))(\xi, \tau)| \leq C \frac{(1+|\xi|)^2}{|\tau|}. \quad (\text{used when } \tau \text{ not small})$$

Hence, for $s < 0$, using the above upper bounds we have

$$\begin{aligned} \|b(x)\delta'(t+|x|)\|_{L^2(\mathbb{R}, H^s(\mathbb{R}^3))}^2 &= \int_{\mathbb{R}} \int_{\mathbb{R}^3} (1+|\xi|^2)^s |\mathcal{F}(b(x)\delta'(t+|x|))(\xi, \tau)|^2 d\xi d\tau \\ &= \left(\int_{-1}^1 \int_{\mathbb{R}^3} + \int_{|\tau| \geq 1} \int_{\mathbb{R}^3} \right) (1+|\xi|^2)^s |\mathcal{F}(b(x)\delta'(t+|x|))(\xi, \tau)|^2 d\xi d\tau \\ &\leq \int_{-1}^1 \tau^2 \int_{\mathbb{R}^3} (1+|\xi|^2)^s d\xi d\tau + \int_{|\tau| \geq 1} \int_{\mathbb{R}^3} (1+|\xi|^2)^s \frac{(1+|\xi|^2)^2}{\tau^2} d\xi d\tau \\ &\leq \int_{\mathbb{R}^3} (1+|\xi|^2)^s d\xi + \int_{\mathbb{R}^3} (1+|\xi|^2)^s (1+|\xi|^2)^2 d\xi \\ &\leq \int_0^\infty r^2 (1+r^2)^s dr + \int_0^\infty r^2 (1+r^2)^{s+2} dr \end{aligned}$$

is finite if $2s + 6 < -1$, that is if $s < -7/2$. Hence $a(x)\delta'(t+|x|) \in L^2(\mathbb{R}, H^s(\mathbb{R}^3))$ if $s < -7/2$. Using a similar argument one may show that $b(x)\delta(t+|x|) \in L^2(\mathbb{R}, H^s(\mathbb{R}^3))$ for at least $s < -7/2$.

5 Lemmas for the spherical and point source problem

For this section, define $K := \{(x, t) \in \mathbb{R}^3 \times \mathbb{R} : -|x| < t, x \neq 0\}$, for $\epsilon > 0$ we define

$$B_\epsilon := \{x \in \mathbb{R}^3 : |x| < \epsilon\}, \quad Q := \{(x, t) \in \mathbb{R}^3 \times \mathbb{R} : \epsilon \leq |x| \leq 1, -|x| < t \leq 3\}, \quad \Sigma := S \times (-1, 3],$$

and, for $\tau > 0$, we define

$$\begin{aligned} Q_+ &:= Q \cap \{t \geq |x|\}, & Q_- &:= Q \cap \{t \leq |x|\}, & Q_{+, \tau} &:= Q_+ \cap \{t \leq \tau\}, \\ \Sigma_+ &:= \Sigma \cap \{t \geq |x|\}, & \Sigma_- &:= \Sigma \cap \{t \leq |x|\}. \end{aligned}$$

5.1 Energy estimates for the spherical and point source problem

We derive a weighted energy estimate on $t = r$ and an energy estimate for the exterior problem, the first needed in the proof of Proposition 4.1 and the second needed in the proof of Theorem 1.6.

Lemma 5.1 (Energy estimate on $t = |x|$). *If q is a smooth function on \mathbb{R}^3 with support in \bar{B} and β, ψ are smooth functions on $t \geq |x| > 0$ such that $\beta, \partial_r \beta$ are zero when $|x| = \epsilon$ ($\epsilon > 0$ is small) or when $|x| = 1$, then*

$$\int_{B \setminus B_\epsilon} e^{\sigma\psi(x, |x|)} \left((\beta_t + \beta_r)^2 + \frac{1}{2r^2} \sum_{ij} (\Omega_{ij}\beta)^2 + \sigma^2 \beta^2 \right) (x, |x|) dx \leq \sigma \|\beta\|_{1, \sigma, Q_+}^2 + \|(\square + q)\beta\|_{0, \sigma, Q_+}^2$$

for all $\sigma > 0$ large enough, with the constant dependent only on $\epsilon, \|q\|_\infty$ and $\|\psi\|_{C^2(\bar{Q}_+)}$.

Proof. For $\sigma > 1$, let $\mu = e^{\sigma\psi}\beta$; then on Q_+

$$|\mu| \leq e^{\sigma\psi}|\beta|, \quad |\nabla_{x,t}\mu| \leq e^{\sigma\psi}(|\nabla_{x,t}\beta| + \sigma|\beta|). \quad (5.1)$$

Further, since β is smooth on the region $t \geq |x|$, we have

$$\mathcal{L}\mu := (\square + q)\mu = e^{\sigma\psi} (\mathcal{L}\beta + 2\sigma(\psi_t\beta_t - \nabla\psi \cdot \nabla\beta) + \sigma\beta\square\psi + \sigma^2(\psi_t^2 - |\nabla\psi|^2)\beta)$$

which implies

$$|\mathcal{L}\mu| \leq e^{\sigma\psi}(|\mathcal{L}\beta| + \sigma|\nabla_{x,t}\beta| + \sigma^2|\beta|). \quad (5.2)$$

Define

$$J := \int_{B \setminus B_\epsilon} \left((\mu_t + \mu_r)^2 + \frac{1}{2r^2} \sum_{i \neq j} (\Omega_{ij}\mu)^2 + \sigma^2\mu^2 \right) (x, |x|) dx$$

and, for any $\tau \in [1, 3]$, define

$$E(\tau) := \int_{B \setminus B_\epsilon} (|\nabla_{x,t}\mu|^2 + \sigma^2\mu^2)(x, \tau) dx.$$

Note that from (1.19) we have

$$|\nabla_{x,t}\mu|^2 + 2\mu_r\mu_t = (\mu_t + \mu_r)^2 + \frac{1}{2r^2} \sum_{i \neq j} (\Omega_{ij}\mu)^2.$$

For any $\tau \in [1, 3]$, integrating the relation

$$2\mu_t(\square\mu + \sigma^2\mu) = (\mu_t^2 + |\nabla\mu|^2 + \sigma^2\mu^2)_t - 2\nabla \cdot (\mu_t\nabla\mu)$$

over the region $Q_{+,\tau}$, and noting that μ and $\partial_r\mu$ are zero when $|x| = \epsilon$ or $|x| = 1$, we have

$$\begin{aligned} J &= E(\tau) - 2 \int_{Q_{+,\tau}} \mu_t(\square\mu + \sigma^2\mu) \\ &= E(\tau) - 2 \int_{Q_{+,\tau}} \mu_t(\mathcal{L}\mu + (\sigma^2 + q)\mu) \\ &\leq E(\tau) + \int_{Q_+} (|\mathcal{L}\mu| + \sigma^2|\mu|)|\mu_t|. \end{aligned}$$

Integrating this over $\tau \in [1, 3]$, using (5.1) - (5.2) and that $\sigma^2|\mu_t||\mu| \leq \sigma|\mu_t|^2 + \sigma^3|\mu|^2$ we obtain

$$\begin{aligned} J &\leq \sigma \int_{Q_+} |\nabla_{x,t}\mu|^2 + \sigma^2\mu^2 + \int_{Q_+} |\mathcal{L}\mu||\mu_t| \\ &\leq \sigma \int_{Q_+} e^{2\sigma\psi}(|\nabla_{x,t}\beta|^2 + \sigma^2|\beta|^2) + \int_{Q_+} e^{2\sigma\psi}|\mathcal{L}\beta|^2. \end{aligned} \quad (5.3)$$

Now $\mu = e^{\sigma\psi}\beta$ so $\beta = e^{-\sigma\psi}\mu$ and hence, on Q_+ , we have

$$e^{2\sigma\psi}|\beta_r + \beta_t|^2 \leq |\mu_r + \mu_t|^2 + \sigma^2|\mu|^2, \quad e^{2\sigma\psi}|\Omega_{ij}\beta|^2 \leq |\Omega_{ij}\mu|^2 + \sigma^2|\mu|^2, \quad e^{2\sigma\psi}|\beta|^2 = |\mu|^2.$$

So this combined with (5.3) and the definition of J proves the lemma. \square

Next we obtain a uniqueness result for an exterior problem.

Lemma 5.2 (Uniqueness for exterior problem). *Suppose $\alpha(x, t)$ is a continuous function on K which is smooth on the subregions $t \geq |x|$ and $t \leq |x|$ and satisfies*

$$\begin{aligned} \square\alpha &= 0, & \text{on } (x, t) \in K, |x| \geq 1, \\ \alpha(x, t) &= 0, & \text{on } 1 \leq t \leq |x|, \\ \alpha|_{\Sigma} &= 0; \end{aligned}$$

then $\alpha = 0$ on the region $\{(x, t) : |x| \geq 1, -1 < t \leq 3\}$.

Proof. Firstly $\alpha = 0$ on the conical type region $C := \{(x, t) : |x| \geq 1, |x| \leq t \leq 3\}$. This follows from integrating the identity

$$2u_t \square u = (u_t^2 + |\nabla u|^2)_t - 2\nabla \cdot (u_t \nabla u)$$

over the region $C \cap \{t \leq \tau\}$, for all $\tau \in [1, 3]$, and observing that α is smooth C and $\alpha = 0$ on Σ_+ (the lateral boundary of C) and the conical boundary of C . Note the conical boundary of C is a characteristic surface so $\alpha = 0$ on this surface is adequate for our purpose. Hence $\alpha = 0$ on the region $\{(x, t) : |x| \geq 1, 1 \leq t \leq 3\}$.

Next, on the region $\{(x, t) : |x| \geq 1, -1 < t \leq 1\}$, α is smooth and solves the backward IBVP $\square\alpha = 0$ with $\alpha = 0$ on Σ_- (the lateral boundary) and $\alpha = 0, \alpha_t = 0$ on $t = 1$. So again by standard estimates $\alpha = 0$ on this region.

□

5.2 Carleman weight for the spherical wave problem

Please refer to beginning of subsection 3.1 for the definition of pseudoconvexity and strong pseudoconvexity for differential operators and associated results that we use here.

Our goal is to construct a function, dependent only on r, t , which is decreasing in $|t - r|$ for a fixed r and strongly pseudoconvex w.r.t \square . As discussed at the beginning of subsection 3.1, one starts by constructing a function whose level surfaces are pseudoconvex w.r.t \square . We start by characterizing all functions, dependent only on r, t , whose level surfaces are pseudoconvex w.r.t \square ; this may be useful elsewhere.

Lemma 5.3. *If $\phi(r, t)$ is a smooth function on $(0, \infty) \times \mathbb{R}$ such that $(\phi_r, \phi_t) \neq (0, 0)$ at every point on this region, then the level curves of $\check{\phi}(x, t) = \phi(|x|, t)$ are strongly pseudoconvex w.r.t \square on the region $(\mathbb{R}^n \setminus \{0\}) \times \mathbb{R}$, $n > 1$, iff the following holds on $(0, \infty) \times \mathbb{R}$:*

$$r(\phi_{tt}\phi_r^2 + \phi_{rr}\phi_t^2 - 2\phi_{rt}\phi_r\phi_t) + \phi_r(\phi_r^2 - \phi_t^2) > 0, \quad \text{whenever } |\phi_t| \leq |\phi_r| \quad (5.4)$$

Proof. As discussed at the beginning of subsection 3.1, since \square is a second order operator with real principal symbol, the level surfaces of $\check{\phi}$ will be strongly pseudoconvex w.r.t \square on a region iff the level surfaces of ϕ are pseudoconvex w.r.t \square on that region.

Define $\Omega := (\mathbb{R}^n \setminus \{0\}) \times \mathbb{R}$, $\check{\phi}(x, t) := \phi(|x|, t)$ on Ω and note that $\nabla_{x,t}\check{\phi} \neq 0$ at every point of Ω . Below double indices imply summation. Temporarily we denote t by x_0 , τ by ξ_0 and take $x = (x_0, x_1, \dots, x_n)$, $\xi = (\xi_0, \dots, \xi_n)$. The condition (1.3) in [Ta96], in expanded form, is condition (8.4.5) in [Hö76], so the level surfaces of $\check{\phi}$ are pseudoconvex w.r.t $P(x, D)$ (with principal symbol $p(x, \xi)$) on Ω iff

$$\frac{\partial^2 \check{\phi}}{\partial x_j \partial x_k}(x) \frac{\partial p}{\partial \xi_j}(x, \xi) \frac{\partial p}{\partial \xi_k}(x, \xi) + \left(\frac{\partial^2 p}{\partial \xi_j \partial x_k}(x, \xi) \frac{\partial p}{\partial \xi_k}(x, \xi) - \frac{\partial p}{\partial x_k}(x, \xi) \frac{\partial^2 p}{\partial \xi_j \partial \xi_k}(x, \xi) \right) \frac{\partial \check{\phi}}{\partial x_j}(x) > 0$$

whenever $(x, \xi) \in \Omega \times \mathbb{R}^{n+1}$, $\xi \neq 0$ and

$$p(x, \xi) = 0, \quad (\nabla_{\xi} p \cdot \nabla_x \check{\phi})(x, \xi) = 0.$$

If we introduce $\epsilon_0 = -1$ and $\epsilon_j = 1$ for $j = 1, \dots, n$ then the principal symbol of \square is

$$p(x, \xi) = \epsilon_j \xi_j^2$$

and the psuedo-convexity condition may be rewritten as

$$\epsilon_j \epsilon_k \check{\phi}_{x_j x_k} \xi_j \xi_k > 0$$

whenever $x \in \Omega$, $\xi \neq 0$ and

$$\epsilon_j \xi_j^2 = 0, \quad \epsilon_j \xi_j \check{\phi}_{x_j} = 0.$$

Written in the original variables, the pseudoconvexity condition is

$$\tau^2 \check{\phi}_{tt} - 2\tau \xi_j \check{\phi}_{x_j t} + \xi_j \xi_k \check{\phi}_{x_j x_k} > 0, \quad \forall (x, t) \in \Omega, \quad (\xi, \tau) \neq (0, 0), \quad \tau^2 = |\xi|^2, \quad \tau \check{\phi}_t = \xi \cdot \nabla_x \check{\phi}.$$

Since the condition is homogeneous in (ξ, τ) , we may take $\tau = \pm 1$, $|\xi| = 1$ and the condition is equivalent to

$$\check{\phi}_{tt} - 2\xi_j \check{\phi}_{x_j t} + \xi_j \xi_k \check{\phi}_{x_j x_k} > 0$$

whenever $(x, t) \in \Omega$, $|\xi| = 1$ and $\check{\phi}_t = \xi \cdot \nabla_x \check{\phi}$.

Now

$$\begin{aligned} \check{\phi}_t &= \phi_t, \quad \check{\phi}_{x_j} = \phi_r \frac{x_j}{r} \\ \check{\phi}_{tt} &= \phi_{tt}, \quad \check{\phi}_{x_j t} = \phi_{rt} \frac{x_j}{r}, \quad \check{\phi}_{x_j x_k} = \phi_{rr} \frac{x_j x_k}{r^2} + \frac{\phi_r}{r} \delta_{jk} - \phi_r \frac{x_j x_k}{r^3}. \end{aligned}$$

With $(\phi_r, \phi_t) \neq (0, 0)$ at every point, the pseudoconvexity condition is

$$\phi_{tt} - 2\phi_{rt} \frac{(x \cdot \xi)}{r} + \phi_{rr} \frac{(x \cdot \xi)^2}{r^2} + \phi_r \frac{|\xi|^2}{r} - \phi_r \frac{(x \cdot \xi)^2}{r^3} > 0$$

at points where $|\xi|^2 = 1$ and $\phi_t = \phi_r(x \cdot \xi)/r$. Since $(\phi_t, \phi_r) \neq (0, 0)$ at every point, the condition $\phi_t = \phi_r(x \cdot \xi)/r$ holds only at points where $\phi_r \neq 0$, so at such points we can write

$$\frac{x \cdot \xi}{r} = \frac{\phi_t}{\phi_r}$$

and hence the pseudoconvexity inequality is

$$\begin{aligned} 0 &< \phi_{tt} - 2\phi_{rt}\frac{\phi_t}{\phi_r} + \phi_{rr}\frac{\phi_t^2}{\phi_r^2} + \frac{\phi_r}{r} - \frac{\phi_r\phi_t^2}{r\phi_r^2} \\ &= \frac{r(\phi_{tt}\phi_r^2 + \phi_{rr}\phi_t^2 - 2\phi_{rt}\phi_r\phi_t) + \phi_r(\phi_r^2 - \phi_t^2)}{r\phi_r^2}. \end{aligned}$$

Also, since $|\xi| = 1$, we have

$$\frac{|\phi_t|}{|\phi_r|} = \frac{|x \cdot \xi|}{r} \leq \frac{|x||\xi|}{r} \leq 1.$$

Further, if $|\phi_t| \leq |\phi_r|$ at some point then we can find an $\xi \in \mathbb{R}^n$ with $|\xi| = 1$ so that $\phi_t = \phi_r(x \cdot \xi)/r$ at that point. Hence we have proved the lemma. \square

Next we construct a function of r, t which is strongly pseudoconvex w.r.t \square and such that the function is a decreasing function of $|t - r|$ for a fixed r .

Lemma 5.4. *For $a > 4$, if*

$$\phi(x, t) := a|x|^2 - (t - |x|)^2$$

then

$$\psi(x, t) := e^{\lambda\phi(x, t)},$$

for large enough λ , is strongly pseudoconvex w.r.t \square on the region $(\mathbb{R}^3 \setminus \{0\}) \times \mathbb{R}$.

Proof. From the discussion at the beginning of subsection 3.1 it is enough to prove that the level surfaces of ϕ are strongly pseudoconvex w.r.t \square on the region $(\mathbb{R}^3 \setminus \{0\}) \times \mathbb{R}$, so we use Lemma 5.3 to prove this.

For convenience we take

$$\phi(r, t) := \frac{1}{2}(ar^2 - (t - r)^2) = \frac{1}{2}((a - 1)r^2 + 2rt - t^2) = \frac{1}{2}(br^2 + 2rt - t^2)$$

where $b = a - 1$. Hence

$$\begin{aligned} \phi_r &= br + t, & \phi_t &= r - t \\ \phi_{rr} &= b, & \phi_{rt} &= 1, & \phi_{tt} &= -1. \end{aligned}$$

Now $\phi_r = 0$ and $\phi_t = 0$ exactly at the points where $r = t$ and $br + t = 0$, that is iff $b = -1$, because we are working in the region where $r \neq 0$. So we have to be sure that $b \neq -1$.

Next, the condition $|\phi_t| \leq |\phi_r|$ is equivalent to

$$|r - t|^2 \leq |br + t|^2$$

which simplifies to

$$(1 - b^2)r \leq 2(b + 1)t.$$

If we choose to have $b + 1 > 0$ (that is $a > 0$) then the condition $|\phi_t| \leq |\phi_r|$ is equivalent to

$$t \geq \frac{1 - b}{2}r. \quad (5.5)$$

Next, from Lemma 5.3, for ϕ to have strongly pseudoconvex level surfaces w.r.t \square , we want

$$\begin{aligned} 0 &< (r\phi_{tt} + \phi_r)\phi_r^2 + (r\phi_{rr} - \phi_r)\phi_t^2 - 2r\phi_{rt}\phi_r\phi_t \\ &= (-r + br + t)(br + t)^2 + (br - br - t)(r - t)^2 - 2r(r - t)(br + t) \\ &= ((b - 1)r + t)(br + t)^2 - t(r - t)^2 - 2r(r - t)(br + t) \\ &= ((b - 1)r + t)(br + t)^2 - (r - t)(tr - t^2 + 2br^2 + 2rt) \\ &= ((b - 1)r + t)(br + t)^2 - (r - t)(2br^2 + 3rt - t^2) \\ &= 0t^3 + rt^2((b - 1) + 2b + 1 + 3) + r^2t(2b(b - 1) + b^2 + 2b - 3) + r^3(b^2(b - 1) - 2b) \\ &= 3rt^2(b + 1) + 3tr^2(b^2 - 1) + b(b^2 - b - 2)r^3 \\ &= (b + 1)r(3t^2 + 3(b - 1)tr + b(b - 2)r^2) \end{aligned}$$

whenever (5.5) holds. So assuming we choose $b + 1 > 0$, we want the quadratic form

$$f(r, t) := r^2b(b - 2) + 3(b - 1)rt + 3t^2$$

to be positive in the region $t > (1 - b)r/2$. But (r, t) and $(-r, -t)$ give the same value of the quadratic form but opposite inequalities for $t > (1 - b)r/2$, so we want this quadratic form to be positive definite. If we choose $b > 2$ then this quadratic form will be positive definite if

$$0 < 12b(b - 2) - 9(b - 1)^2 = 3b^2 - 6b - 9 = 3((b - 1)^2 - 4),$$

that is if $b > 3$. So we conclude that if $b > 3$ then the level curves of $\phi(r, t)$ are strongly pseudoconvex in the region where $r \neq 0$. \square

Next, we compute the limit of an integral associated with the Carleman weight we use in the proof of Proposition 4.1.

Lemma 5.5. *Let $D = \{x \in \mathbb{R}^3 : \epsilon \leq |x| \leq 1\}$ and $\psi(x, t)$ be the function in Lemma 5.4. Define*

$$g(\sigma) := \sup_{x \in D} \int_{-1}^3 e^{2\sigma(\psi(x, t) - \psi(x, |x|))} dt;$$

then $\lim_{\sigma \rightarrow \infty} g(\sigma) = 0$.

Proof. Below $x \in D$. Since $\lambda > 0$ and $\phi(x, |x|) \geq 0$, we have

$$\begin{aligned}\psi(x, |x|) - \psi(x, t) &= e^{\lambda\phi(x, |x|)} - e^{\lambda\phi(x, t)} = e^{\lambda\phi(x, |x|)}(1 - e^{-\lambda(\phi(x, |x|) - \phi(x, t))}) \\ &= e^{\lambda\phi(x, |x|)}(1 - e^{-\lambda(t - |x|)^2}) \geq 1 - e^{-\lambda(t - |x|)^2}.\end{aligned}$$

Now, for $s \geq 0$,

$$1 - e^{-s} \geq \min(1/2, s/2),$$

hence

$$2(\psi(x, t) - \psi(x, |x|)) \leq -\min(1, \lambda(t - |x|)^2)$$

so

$$\begin{aligned}\int_{-1}^3 e^{2\sigma(\psi(x, t) - \psi(x, |x|))} dt &\leq \int_{-1}^3 e^{-\sigma \min(1, \lambda(t - |x|)^2)} dt = \int_{-1 - |x|}^{3 - |x|} e^{-\sigma \min(1, \lambda t^2)} dt \\ &\leq \int_{-2}^3 e^{-\sigma \min(1, \lambda t^2)} dt.\end{aligned}$$

Hence, by the dominated convergence theorem

$$0 \leq \lim_{\sigma \rightarrow \infty} g(\sigma) \leq \lim_{\sigma \rightarrow \infty} \int_{-2}^3 e^{-\sigma \min(1, \lambda t^2)} dt = 0.$$

□

6 Acknowledgment

This work was done when Rakesh was on sabbatical from the University of Delaware, mainly at the University of Helsinki but also at University of Jyväskylä. Rakesh would like to thank the University of Helsinki, particularly Matti Lassas, for its generous support and also University of Jyväskylä for its support. Rakesh was also supported by funds from an NSF grant DMS 1615616. M Salo's work was supported by the Academy of Finland (grants 284715 and 309963) and by the European Research Council under Horizon 2020 (ERC CoG 770924).

References

- [Ba18] Z Bailey. 2018 Some inverse problems for hyperbolic partial differential equations, PhD Thesis, University of Delaware.
- [BCLV18] J A Barceló, C Castro, T Luque, M de la Cruz Vilela. 2018 Uniqueness for the inverse fixed angle scattering problem, Math Arxiv.
- [BLM89] A Bayliss, Y Li, C Morawetz. 1989 Scattering by potentials using hyperbolic methods, Math. Comp. 52, 321-338.

- [Be04] M Bellassoued. 2004 Uniqueness and stability in determining the speed of propagation of second order hyperbolic equation with variable coefficients, *Appl. Anal.* 83, 983-1014.
- [BY17] M Bellassoued and M Yamamoto. 2017 Carleman estimates and applications to inverse problems for hyperbolic systems, Springer.
- [Bl17] E Blåsten. 2017 Well-posedness of the Goursat problem and stability for point source inverse backscattering problem, *Inverse Problems* **33** 125003.
- [Bu00] A Bukhgeim. 2000 Introduction to the theory of inverse problems, VSP.
- [BK81] A Bukhgeim and M Klibanov. 1981 Global uniqueness of class of multidimensional inverse problems, *Soviet Math. Dokl.* 24, 244-247.
- [ER92] G Eskin and J Ralston. 1992 Inverse backscattering, *J. Anal. Math.* 58, 177-90.
- [GU93] A Greenleaf and G Uhlmann. 1993 Recovering singularities of a potential from singularities of scattering data, *Commun. Math. Phys.* 157, 549-72.
- [FJ98] F G Friedlander and M Joshi. 1998 Introduction to the theory of distributions, Cambridge University Press.
- [He11] S Helgason. 2011 Integral geometry and Radon transforms, Springer.
- [Hö76] L Hörmander. 1976 Linear partial differential operators, Fourth Printing, Springer-Verlag
- [IY01] O Imanuvilov and M Yamamoto. 2001 Global uniqueness and stability in determining coefficients of wave equations, *Comm. PDE* 26 (7-8), 1409-1425.
- [Is06] V Isakov. 2006 Inverse problems for partial differential equations, Springer.
- [Kh89] A Khaidarov. 1989 On stability estimates in multidimensional inverse problems for differential equations, *Soviet Math. Dokl.* 38, 614-617.
- [Kl05] M Klibanov. 2005 Some inverse problems with a ‘partial’ point source, *Inverse Problems* 21, 1379-1390.
- [Kl13] M Klibanov. 2013 Carleman estimates for global uniqueness, stability and numerical methods for coefficient inverse problems. *J. Inverse Ill-Posed Problems* 21, no. 4, 477-560.
- [La85] O Ladyzhenskaya. 1985 The boundary value problems of mathematical physics, Springer-Verlag.
- [La19] M Lassas. 2019 Constructing sources from medium response and stability for two experiment data, in preparation.
- [MU08] R Melrose and G Uhlmann. 2008 Generalized backscattering and the Lax-Phillips transform, *Serdica Math. J.* 34, 355-72.
- [Me18] C Meroño. 2018 Recovery of singularities in inverse scattering, PhD dissertation, Universidad Autonoma de Madrid.

- [OPS01] P Ola, L Päiväranta and V Serov. 2001 Recovering singularities from backscattering in two dimensions, *Commun. Partial Differ. Eqns* 26, 697-715.
- [RS11] Rakesh and P Sacks. 2011 Uniqueness for a hyperbolic inverse problem with angular control on the coefficients, *Journal Inverse Ill-Posed Problems* 19, 107-126.
- [RU14] Rakesh and G Uhlmann. 2014 Uniqueness for the inverse back-scattering problem for angularly controlled potentials, *Inverse Problems* 30, 065005.
- [RS19] Rakesh and Mikko Salo. 2019 Fixed angle inverse scattering for almost symmetric or controlled perturbations, in preparation.
- [Ra11] A G Ramm. 2011 Uniqueness of the solution to inverse scattering problem with scattering data at a fixed direction of the incident wave, *J. Math. Physics* 52, 123506 (2011).
- [RR12] J M Reyes and A Ruiz. 2012 Reconstruction of the singularities of a potential from backscattering data in 2D and 3D, *Inverse Problems Imaging* 6, 321-55.
- [Ro74] V Romanov. 1974 *Integral geometry and inverse problems for hyperbolic equations*, Springer.
- [Ro02] V Romanov. 2002 *Investigation methods for inverse problems, VSP*.
- [Ru01] A Ruiz. 2001 Recovery of the singularities of a potential from fixed angle scattering data, *Commun. Partial Differ. Eqns* 26, 1721-1738.
- [SS85] P Sacks and W Symes. 1985 Uniqueness and continuous dependence for a multidimensional hyperbolic inverse problem, *Comm. PDE* 10, 635-676.
- [St90] P Stefanov. 1990 A uniqueness result for the inverse back-scattering problem, *Inverse Problems* 6, 1055-64.
- [St92] P Stefanov. 1992 Generic uniqueness for two inverse problems in potential scattering, *Commun. Partial Differ. Eqns* 17, 55-68.
- [SU13] P Stefanov and G Uhlmann. 2013 Recovery of a source or a speed with one measurement and applications, *Transactions AMS* 365, 5737-5758.
- [Sy86] W Symes. 1986 On the relation between coefficient and boundary values for solutions of Webster's Horn equation, *SIAM J. Math. Anal.* 17, 1400-20.
- [Ta96] D Tataru. 1996 Carleman estimates and unique continuation for solutions to the boundary value problems, *J. Math. Pures Appl.* 75, 367-408.
- [Ta99] D Tataru. 1999 Carleman estimates, unique continuation and applications, notes posted on the web.
- [Ta81] M Taylor. 1981 *Pseudodifferential operators*, Princeton University Press.
- [Uh01] G Uhlmann. 2001 A time-dependent approach to the inverse backscattering problem, *Inverse Problems* 17, 703-16.