

BAYESIAN GRAPH SELECTION CONSISTENCY UNDER MODEL MISSPECIFICATION

YABO NIU, DEBDEEP PATI, BANI K. MALLICK

ABSTRACT. Gaussian graphical models are a popular tool to learn the dependence structure in the form of a graph among variables of interest. Bayesian methods have gained in popularity in the last two decades due to their ability to simultaneously learn the covariance and the graph and characterize uncertainty in the selection. For scalability of the Markov chain Monte Carlo algorithms, decomposability is commonly imposed on the graph space. A wide variety of graphical conjugate priors are proposed jointly on the covariance matrix and the graph with improved algorithms to search along the space of decomposable graphs, rendering the methods extremely popular in the context of multivariate dependence modeling. *An open problem* in Bayesian decomposable structure learning is whether the posterior distribution is able to select a meaningful decomposable graph that it is “close” in an appropriate sense to the true non-decomposable graph, when the dimension of the variables increases with the sample size. In this article, we explore specific conditions on the true precision matrix and the graph which results in an affirmative answer to this question using a commonly used hyper-inverse Wishart prior on the covariance matrix and a suitable complexity prior on the graph space, both in the well-specified and misspecified settings. In absence of structural sparsity assumptions, our strong selection consistency holds in a high dimensional setting where $p = O(n^\alpha)$ for $\alpha < 1/3$. We show when the true graph is non-decomposable, the posterior distribution on the graph concentrates on a set of graphs that are *minimal triangulations* of the true graph.

1. INTRODUCTION

Graphical models provide a framework for describing statistical dependencies in (possibly large) collections of random variables [29]. In this article, we revisit the well known problem of inference on the underlying graph from observed data from a Bayesian point of view. Research on Bayesian inference for natural exponential families and associated conjugate priors (DY priors) is pioneered by [13] and has profound impact on the development of Bayesian Gaussian graphical models. Consider independent and identically distributed vectors Y_1, Y_2, \dots, Y_n drawn from p -variate normal distribution with mean vector 0 and a sparse inverse covariance matrix Ω . The sparsity pattern in Ω can be encoded in terms of a graph G on the set of variables as follows. If the variables i and j do not share an edge in G , then $\Omega_{ij} = 0$. Hence, an undirected (or concentration) graphical model corresponding to G restricts the inverse covariance matrix Ω to a linear subspace of the cone of positive definite matrices.

A probabilistic framework for learning the dependence structure and the graph G requires specification of a prior distribution for (Ω, G) . Conditional on G , a hyper-inverse Wishart distribution [11] on $\Sigma = \Omega^{-1}$ and the corresponding induced class of distributions on Ω [37] are attractive choices of DY priors. A rich family of conjugate priors that subsumes the DY class is developed by [30]. Bayesian procedures corresponding to these Letac-Massam priors have been derived in a decision theoretic framework in the recent work of [34]. The key component of Bayesian structure learning is achieved through specification of a prior distribution on the space of graphs. There is a need for a flexible but tractable family of such

2010 *Mathematics Subject Classification.* Primary: 62F15. Secondary: 60K35.

Key words and phrases. Bayesian, consistency, decomposable, graph selection, hyper inverse Wishart, marginal likelihood.

priors, capable of representing a variety of prior beliefs about the conditional independence structure. In the interests of tractability and scalability, there has been a strong focus on the case where the true graph may be assumed to be decomposable. On the other hand, relatively few papers have considered non decomposable graphs in a Bayesian set-up; refer to HIW distributions for non-decomposable graphs [38, 2, 12, 32, 44, 27].

In this paper, we focus on the HIW distribution for decomposable graphs as this construction enjoys many advantages, such as computational efficiency due to its conjugate formulation and exact calculation of marginal likelihoods [39]. The use of HIW prior within a Bayesian framework for Gaussian graphical models has been well studied for the past decade, see [20, 21, 9, 10]. Although deemed as a restrictive model choice in the space of graphs, as long as the model for the data allows arbitrarily small interactions, the resulting model assuming decomposability is quite flexible. Stochastic search algorithms are empirically demonstrated to have good practical performance in these models. For detailed description and comparison of various Bayesian computation methods in this scenario, see [26, 15].

There has been a growing literature on model selection consistency in Gaussian graphical models from a frequentist point of view [35, 31, 46, 16]. Beyond the literature on Gaussian graphical models, there has been an incredible amount of frequentist work in the context of estimating high-dimensional covariance matrix estimation with rates of convergence of various regularized covariance estimators derived in [6, 28, 17, 7] among others. There is a relatively smaller literature on asymptotic properties of Bayesian procedures for covariance or precision matrices in graphical models; refer to [4, 3]. However, the literature on graph selection consistency in a Bayesian paradigm is surprisingly sparse. In the context of decomposable graphs, the only article we were aware of is [18] who considered the behavior of Bayesian procedures that perform model selection for decomposable Gaussian graphical models. However, the analysis is restricted to the fixed dimensional regime and involves the behavior of the marginal likelihood ratios between graphs differing by an edge. For general graph selection consistency within a Bayesian framework, refer to the very recent article [8] in the context of Gaussian directed acyclic graph (DAG) models. The question of validity of using decomposable graphical models using the HIW prior when the true graph is in fact non-decomposable is unanswered till date despite its popularity and development of associated posterior computation techniques over the past 20 years.

In this article, focusing on the hyper-inverse g-Wishart (g-HIW) distribution on the covariance matrix and a complexity prior on the graph, we derive sufficient conditions for strong selection consistency when $p = O(n^\alpha)$ with $\alpha < 1/3$. The key conditions relate to precise upper and lower bounds on the partial correlation and a suitably complexity prior on the space of graphs. We emphasize here that we do *not* need conditions to be verified on all subgraphs - all assumptions are easy to understand and relatively straightforward to verify. Regarding our findings, we discover that g-HIW prior places heavy penalty on missing true edges (false negatives), but comparatively smaller penalty on adding false edges (false positives). Henceforth in high-dimensional regime a carefully chosen complexity prior on the graph space is needed for penalizing false positives and achieving strong consistency.

In the well-specified case, the hierarchical model used here is a subset of [8] since hyper-inverse Wishart prior is a special case of DAG-Wishart prior proposed in [5] under *perfect* DAGs. However, the assumptions in this paper are distinctly different from those stated in [8]. In particular, our assumptions are on the magnitude of the elements of partial correlation matrix rather than on the eigen values of covariance matrix as in [8]. Also, the main focus of this article is to study the behavior of graph selection consistency under model misspecification, which cannot be addressed within a DAG framework. To the best of our knowledge, this is the first paper to show the strong selection consistency under HIW prior for high-dimensional graphs under model misspecification. In particular, we show that the posterior concentrates on decomposable graphs which are in some sense closest to the true

non-decomposable graph. Interestingly, the pairwise Bayes factors between such graphs are stochastically bounded. Our result under model-misspecification is inspired by [18], but extends to the case when p is growing with n and provides a rigorous proof the convergence of the posterior distribution to the class of decomposable graphs which are closest to the true one. We also present a detailed simulation study both for the well-specified and misspecified case, which provides empirical justification for some of our technical results.

En-route, we develop precise bounds for Bayes factor in favor of an alternative graph with respect to the true graph. The main proof technique is a combination of a) localization: which involves breaking down the Bayes factor between any two graphs into local moves, i.e. addition and deletion of one edge using decomposable graph chain rule and b) correlation association: which converts the Bayes factor between two graphs differing by an edge into a suitable function of sample partial correlations. By developing sharp concentration and tail bounds for sample partial correlation, we obtain bounds for ratios of local marginal likelihoods which are then combined to yield strong selection consistency results.

The remaining part of the paper is organized as follows. In §2, we introduce the necessary background and notations. §3 introduces the model with the HIW prior. §4 describes the main results on pairwise *posterior ratio consistency* and consistent graph selection when the true graph is decomposable. §5 states the main results on consistent graph selection under model misspecification and results on equivalence of minimal triangulations. In each of Sections 4 and 5, the results are presented progressively as follows: First we provide a non-asymptotic sharp upper bound for pairwise Bayes factor. Next, we state the main theorem for posterior ratio consistency when p diverges with n with p of the order n^α for $\alpha < 1/2$. Finally we state the main theorem on strong graph selection consistency which further requires $\alpha < 1/3$. Numerical experiments are presented in §6 followed by a discussion in §7.

2. PRELIMINARIES

In this section, we define a collection of notations required to describe the model and the prior. §2.1 introduces sample and population correlations and partial correlations, §2.2 sets up the notations for undirected graphs and briefly introduces the definitions and properties associated with decomposable graphs. §2.3 contained matrix abbreviations and notations used throughout the paper.

2.1. Correlation and partial correlation. Let $\mathbf{X}_p = (X_1, X_2, \dots, X_p)^T$ denote a random vector which follows a p -dimensional Gaussian distribution and $\mathbf{x}^{(1)}, \mathbf{x}^{(2)}, \dots, \mathbf{x}^{(n)}$ denote n independent and identically distributed (i.i.d) samples observations from \mathbf{X}_p . Clearly, the $n \times p$ matrix formed by augmenting the n -dimensional column vectors x_i , denoted (x_1, x_2, \dots, x_p) is the same as $(\mathbf{x}^{(1)}, \mathbf{x}^{(2)}, \dots, \mathbf{x}^{(n)})^T$ and $\bar{x}_i = n^{-1} \mathbb{1}_n^T \mathbf{x}_i$, $i = 1, 2, \dots, p$. Here $\mathbb{1}_n$ is an n -dimensional vector with all ones. Let I_n denote an $n \times n$ identity matrix.

Definition 2.1. (Population correlation coefficient). *The population correlation coefficient between X_i and X_j , $1 \leq i, j \leq p$, is defined as*

$$\rho_{ij} = \frac{\sigma_{ij}}{\sqrt{\sigma_{ii}} \sqrt{\sigma_{jj}}},$$

where $\sigma_{ii} = \mathbb{E}(X_i - \mathbb{E}X_i)^2$ and $\sigma_{ij} = \mathbb{E}\{(X_i - \mathbb{E}X_i)(X_j - \mathbb{E}X_j)\}$.

Definition 2.2. (Sample/Pearson correlation coefficient). *The sample correlation coefficient between X_i and X_j , $1 \leq i, j \leq p$, is defined as*

$$\hat{\rho}_{ij} = \frac{\hat{\sigma}_{ij}}{\sqrt{\hat{\sigma}_{ii}} \sqrt{\hat{\sigma}_{jj}}},$$

where $\hat{\sigma}_{ii} = (\mathbf{x}_i - \bar{x}_i \mathbb{1}_n)^T (\mathbf{x}_i - \bar{x}_i \mathbb{1}_n) / n$ and $\hat{\sigma}_{ij} = (\mathbf{x}_i - \bar{x}_i \mathbb{1}_n)^T (\mathbf{x}_j - \bar{x}_j \mathbb{1}_n) / n$.

Definition 2.3. (Population partial correlation coefficient). Let $S = \{i_1, i_2, \dots, i_{|S|}\}$, where $1 \leq i_1, i_2, \dots, i_{|S|} \leq p$ and $|S|$ is the cardinality of set S . Define $X_S = (X_{i_1}, X_{i_2}, \dots, X_{i_{|S|}})^T$. The population partial correlation coefficient between X_i and X_j , where $i, j \notin S$ and $1 \leq i, j \leq p$, holding X_S fixed is defined as

$$\rho_{ij|S} = \frac{\sigma_{ij|S}}{\sqrt{\sigma_{ii|S}}\sqrt{\sigma_{jj|S}}},$$

where $\sigma_{ii|S} = \sigma_{ii} - \sigma_{S_i}^T \sigma_{SS}^{-1} \sigma_{S_i}$, $\sigma_{ij|S} = \sigma_{ij} - \sigma_{S_i}^T \sigma_{SS}^{-1} \sigma_{S_j}$. And $\sigma_{S_i} = \mathbb{E}\{(X_S - \mathbb{E}X_S)(X_i - \mathbb{E}X_i)\}$, $\sigma_{SS} = \mathbb{E}\{(X_S - \mathbb{E}X_S)^T(X_S - \mathbb{E}X_S)\}$.

Definition 2.4. (Sample partial correlation coefficient). Define $\mathbf{x}_S = (x_{i_1}, x_{i_2}, \dots, x_{i_{|S|}})$. The sample partial correlation coefficient between X_i and X_j , where $i, j \notin S$ and $1 \leq i, j \leq p$, holding X_S fixed is defined as

$$\hat{\rho}_{ij|S} = \frac{\hat{\sigma}_{ij|S}}{\sqrt{\hat{\sigma}_{ii|S}}\sqrt{\hat{\sigma}_{jj|S}}},$$

where $\hat{\sigma}_{ii|S} = \hat{\sigma}_{ii} - \hat{\sigma}_{S_i}^T \hat{\sigma}_{SS}^{-1} \hat{\sigma}_{S_i}$, $\hat{\sigma}_{ij|S} = \hat{\sigma}_{ij} - \hat{\sigma}_{S_i}^T \hat{\sigma}_{SS}^{-1} \hat{\sigma}_{S_j}$. And $\hat{\sigma}_{S_i} = (\mathbf{x}_S - \bar{\mathbf{x}}_S)^T(x_i - \bar{x}_i)/n$, $\hat{\sigma}_{SS} = \{(\mathbf{x}_S - \bar{\mathbf{x}}_S)^T(\mathbf{x}_S - \bar{\mathbf{x}}_S)/n\}^{-1}$, $\bar{\mathbf{x}}_S = (\bar{x}_{i_1} \mathbb{1}_n, \dots, \bar{x}_{i_{|S|}} \mathbb{1}_n)$.

2.2. Undirected decomposable graphs. Denote an undirected graph by $G = (V, E)$ with a vertex set $V = \{1, 2, \dots, p\}$ and an edge set $E = \{(r, s) : e_{rs} = 1, 1 \leq r < s \leq p\}$ with $e_{rs} = 1$ if the edge (r, s) is present in G and 0 otherwise.

For purpose of a self-contained exposition, we first review some basic terminologies of graph theory. A *path* of length k in G from vertex u to v is a sequence of $k - 1$ distinct vertices of the form $u = v_0, v_1, \dots, v_{k-1}, v_k = v$ such that $(v_{i-1}, v_i) \in E$ for all $i = 1, 2, \dots, k$. The path is a *k-cycle* if the end points are the same, $u = v$. If there is a path from u to v , then we say u and v are *connected*. A subset $S \subseteq V$ is said to be an *uv-separator* if all paths from u to v intersect S . The subset S is said to *separate* A from B if it is an *uv-separator* for every $u \in A, v \in B$. A *chord* of a cycle is a pair of vertices that are not consecutive on the cycle, but are adjacent in G . A graph is *complete* if all vertices are joined by an edge. A *clique* is a complete subgraph that is maximal, maximally complete subgraph. See [29] for more graph related terminologies.

We shall focus on decomposable graphs in this paper. A graph is decomposable [29] if and only if its every cycle of length greater than or equal to four possesses a chord. A decomposable graph G can be represented by a perfect ordering of its cliques and separators. Refer to [29] for formal definitions of a clique and a separator, and other equivalent representations. An ordering of cliques $C_i \in \mathcal{C}$ and separators $S_i \in \mathcal{S}$, where $\mathcal{C} = \{C_i\}_{i=1}^k$ and $\mathcal{S} = \{S_i\}_{i=2}^k, (C_1, S_2, C_2, S_3, \dots, C_k)$, is said to be perfect if for every $i = 2, 3, \dots, k$ the running intersection property [[29], page 15] is fulfilled, meaning that there exists a $j < i$ such that $S_i = C_i \cap H_{i-1} \subset C_j$ where $H_{i-1} = \cup_{j=1}^{i-1} C_j$. A junction tree for the decomposable graph G is a tree representation of the cliques. (For a non-decomposable graph, the junction tree consists of its prime components that are not necessarily cliques, i.e. complete). A tree with a set of vertices equal to the set of cliques of G is said to be a junction tree if, for any two cliques C_i and C_j and any clique C on the unique path between C_i and C_j , we have $C_i \cap C_j \subset C$. A set of vertices shared by two adjacent nodes of the junction tree is complete and defines the separator of the two subgraphs induced by the nodes. Denote by \mathcal{D}_k the space of all decomposable graphs on k nodes. Figures 1 and 2 briefly illustrate a decomposable and a non-decomposable graph, both defined on 6 nodes.

2.3. Matrix notations. For an $n \times p$ matrix Y , Y_C is defined as the submatrix of Y consisting of columns with indices in the clique C . Let $(y_1, y_2, \dots, y_p) = (Y_1, Y_2, \dots, Y_n)^T$, where y_i is the i th column of $Y_{n \times p}$. If $C = \{i_1, i_2, \dots, i_{|C|}\}$, where $1 \leq i_1 < i_2 < \dots < i_{|C|} \leq p$, then $Y_C = (y_{i_1}, y_{i_2}, \dots, y_{i_{|C|}})$. For any square matrix $A = (a_{ij})_{p \times p}$, define $A_C =$

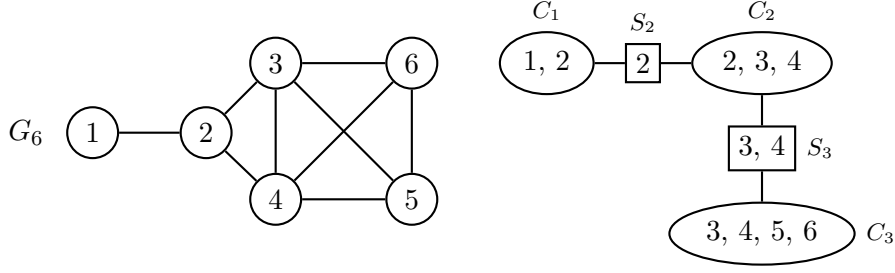


FIGURE 1. G_6 is a 6-node decomposable graph and its junction tree decomposition (right) has 3 **cliques** and 2 separators, i.e. $C_1 = \{1, 2\}$, $S_2 = \{2\}$, $C_2 = \{2, 3, 4\}$, $S_3 = \{3, 4\}$, $C_3 = \{3, 4, 5, 6\}$.

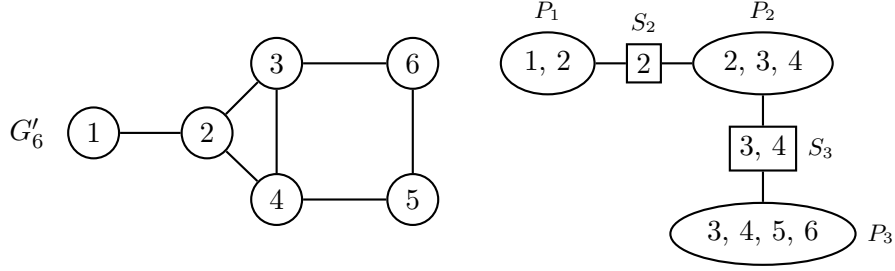


FIGURE 2. G'_6 is a 6-node non-decomposable graph because its cycle of four, $3 - 4 - 5 - 6$, does not have a cord. Its junction tree decomposition (right) has 3 **prime** components and 2 separators, i.e. $P_1 = \{1, 2\}$, $S_2 = \{2\}$, $P_2 = \{2, 3, 4\}$, $S_3 = \{3, 4\}$, $P_3 = \{3, 4, 5, 6\}$. Out of all prime components only P_1 and P_2 are cliques.

$(a_{ij})_{|C| \times |C|}$ where $i, j \in C$, and the order of entries carries into the new submatrix A_C . Therefore, $Y_C^T Y_C = (Y^T Y)_C$.

$MN_{m \times n}(M, \Sigma_r, \Sigma_c)$ is an $m \times n$ matrix normal distribution with mean matrix M , Σ_r and Σ_c as covariance matrices between rows and columns, respectively.

2.4. Miscellaneous. Let \mathbb{P} be the probability corresponding to the true data generating distribution. Denote \mathcal{G}_k and \mathcal{D}_k as the k -dimensional graph space and k -dimensional decomposable graph space. Let \mathcal{M}_t be the minimal triangulation space of G_t when G_t is non-decomposable. $a \asymp b$ denotes $C_1 a \leq b \leq C_2 a$ for constants C_1, C_2 . $a \lesssim b$ denotes $a \leq C_3 b$ for a constant C_3 . For set relations, $A \subset B$ means A is a subset of B ; $A \subsetneq B$ means $A \subset B$ and $A \neq B$; $A \not\subset B$ means A is not a subset of B . $|\cdot|$ determined by context can be absolute value, cardinality of sets or determinant of matrices. $\pi(\cdot)$ and $\pi(\cdot | Y)$ are the prior distribution and posterior distribution of graphs, respectively. Refer also to Table 2 for a detailed list of notations used in the theorem statements and the proofs.

3. BAYESIAN HIERARCHICAL MODEL FOR GRAPH SELECTION

Suppose we observe independent and identically distributed p -dimensional Gaussian random variables $Y_i, i = 1, \dots, n$. To describe the common distribution of Y_i , define a $p \times p$ covariance matrix Σ_G that depends on an undirected decomposable graph as defined in §2.2. Assume $Y_i | \Sigma_G, G \sim N_p(0, \Sigma_G)$. In matrix notations,

$$(3.1) \quad Y_{n \times p} | \Sigma_G, G \sim MN_{n \times p}(\mathbf{0}_{n \times p}, I_n, \Sigma_G),$$

where $Y_{n \times p} = (Y_1, Y_2, \dots, Y_n)^T$ and $\mathbf{0}_{n \times p}$ is an $n \times p$ matrix with all zeros. The prior used here for covariance matrix Σ_G given a decomposable graph G is the hyper-inverse Wishart prior, described below.

3.1. The Hyper-inverse Wishart distribution. Denote by $\text{HIW}_G(b, D)$ [11, 10] a distribution on the cone of $p \times p$ positive definite matrices with degrees of freedom $b > 2$ [26] and a fixed $p \times p$ positive definite matrix D such that the joint density factorizes on the junction tree of the given decomposable graph G as

$$(3.2) \quad p(\Sigma_G | b, D) = \frac{\prod_{C \in \mathcal{C}} p(\Sigma_C | b, D_C)}{\prod_{S \in \mathcal{S}} p(\Sigma_S | b, D_S)},$$

where for each $C \in \mathcal{C}$, $\Sigma_C \sim \text{IW}_{|C|}(b, D_C)$ with density

$$p(\Sigma_C | b, D_C) \propto |\Sigma_C|^{-(b+2|C|)/2} \text{etr} \left\{ -\frac{1}{2} \Sigma_C^{-1} D_C \right\},$$

where $|C|$ is the cardinality of the clique C and $\text{etr}(\cdot) = \exp \{ \text{tr}(\cdot) \}$. $\text{IW}_p(b, D)$ is the inverse Wishart distribution with degrees of freedom b and a fixed $p \times p$ positive definite matrix D with normalizing constant

$$\left| \frac{1}{2} D \right|^{(b+p-1)/2} \Gamma_p^{-1} \left(\frac{b+p-1}{2} \right),$$

where $\Gamma_p(\cdot)$ is a multivariate gamma function. Refer to [10] for more details about this parametrization of the inverse Wishart distribution.

3.2. Bayesian inference on graphs. Since the joint density factorizes over cliques and separators,

$$(3.3) \quad f(\mathbf{Y} | \Sigma_G) = (2\pi)^{-\frac{np}{2}} \frac{\prod_{C \in \mathcal{C}} |\Sigma_C|^{-\frac{n}{2}} \text{etr} \left(-\frac{1}{2} \Sigma_C^{-1} \mathbf{Y}_C^T \mathbf{Y}_C \right)}{\prod_{S \in \mathcal{S}} |\Sigma_S|^{-\frac{n}{2}} \text{etr} \left(-\frac{1}{2} \Sigma_S^{-1} \mathbf{Y}_S^T \mathbf{Y}_S \right)}$$

in the same way as in (3.2), and

$$\begin{aligned} f(\Sigma_G | G) &= \frac{\prod_{C \in \mathcal{C}} p(\Sigma_C | b, D_C)}{\prod_{S \in \mathcal{S}} p(\Sigma_S | b, D_S)} \\ &= \frac{\prod_{C \in \mathcal{C}} \left| \frac{1}{2} D_C \right|^{\frac{b+|C|-1}{2}} \Gamma_{|C|}^{-1} \left(\frac{b+|C|-1}{2} \right) |\Sigma_C|^{-\frac{b+2|C|}{2}} \text{etr} \left(-\frac{1}{2} \Sigma_C^{-1} D_C \right)}{\prod_{S \in \mathcal{S}} \left| \frac{1}{2} D_S \right|^{\frac{b+|S|-1}{2}} \Gamma_{|S|}^{-1} \left(\frac{b+|S|-1}{2} \right) |\Sigma_S|^{-\frac{b+2|S|}{2}} \text{etr} \left(-\frac{1}{2} \Sigma_S^{-1} D_S \right)}, \end{aligned}$$

it is straightforward to obtain the marginal likelihood of the decomposable graph G ,

$$f(\mathbf{Y} | G) = (2\pi)^{-\frac{np}{2}} \frac{h(G, b, D)}{h(G, b+n, D + \mathbf{Y}^T \mathbf{Y})} = (2\pi)^{-\frac{np}{2}} \frac{\prod_{C \in \mathcal{C}} w(C)}{\prod_{S \in \mathcal{S}} w(S)},$$

where

$$h(G, b, D) = \frac{\prod_{C \in \mathcal{C}} \left| \frac{1}{2} D_C \right|^{\frac{b+|C|-1}{2}} \Gamma_{|C|}^{-1} \left(\frac{b+|C|-1}{2} \right)}{\prod_{S \in \mathcal{S}} \left| \frac{1}{2} D_S \right|^{\frac{b+|S|-1}{2}} \Gamma_{|S|}^{-1} \left(\frac{b+|S|-1}{2} \right)}, \quad w(C) = \frac{\left| D_C \right|^{\frac{b+|C|-1}{2}} \left| D_C + \mathbf{Y}_C^T \mathbf{Y}_C \right|^{-\frac{b+n+|C|-1}{2}}}{2^{-\frac{n|C|}{2}} \Gamma_{|C|} \left(\frac{b+|C|-1}{2} \right) \Gamma_{|C|}^{-1} \left(\frac{b+n+|C|-1}{2} \right)}.$$

Throughout the remainder of the paper, we shall be working with the hyper-inverse Wishart g -prior [10], denoted as

$$(3.4) \quad \Sigma_G | G \sim \text{HIW}_G(b, g \mathbf{Y}^T \mathbf{Y}),$$

where g is some suitably small fraction in $(0, 1)$ and $b > 0$ is a fixed constant. Following the recommendation in [10], we choose $g = 1/n$ through the remainder of the paper. Intuitively, this choice of g avoids overwhelming the likelihood asymptotically as well as arbitrarily diffusing the prior. In that case,

$$w(C) = \frac{(n+1)^{-\frac{|C|(b+n+|C|-1)}{2}} \left| \mathbf{Y}_C^T \mathbf{Y}_C \right|^{-\frac{n}{2}}}{(2n)^{-\frac{n|C|}{2}} \Gamma_{|C|} \left(\frac{b+|C|-1}{2} \right) \Gamma_{|C|}^{-1} \left(\frac{b+n+|C|-1}{2} \right)}.$$

The choice of focusing on the hyper-inverse Wishart g -prior in this paper is driven by the following two reasons. First, we can simplify the edge/signal strength assumption in terms of the smallest nonzero entries in the partial correlation matrix, which serves as a

natural interpretation of the edge strength compared to assumptions on the eigenvalues of the correlation matrix. Second, we conjecture that the results stated in §4 and 5 continue to hold for any choice of HIW prior. The proof techniques under HIW g-prior serve as representations to the principle ideas in the article and can be easily adapted to other variations of HIW prior.

To complete a fully Bayesian specification, we place a prior distribution $\pi(\cdot)$ on the decomposable graph G . Our theoretical results in §4 and 5 are independent of the prior choice on G if we consider a fixed p asymptotics. However, for p increasing with n we need a suitable penalty on the number of edges of the random graph to penalize the false positives. Here is a popular example [26, 14, 10, 39, 8] we consider in the paper. Considering an undirected decomposable graph G , we assume the edges are independently drawn from a Bernoulli distribution with a common probability q :

$$(3.5) \quad \pi(G | q) \propto \left[\prod_{r < s} q^{e_{rs}} (1 - q)^{1 - e_{rs}} \right] \cdot \mathbb{1}_{\mathcal{D}}(G),$$

where \mathcal{D} is the set of all decomposable graphs with $|V| = p$ vertices and q is the prior edge inclusion probability. We control the parameter q to induce sparsity on the number of edges. [26] recommends using $2/(|V| - 1)$ as the hyper-parameter for the Bernoulli distribution. For an undirected graph, it has peak around $|V|$ edges and the mode is smaller for decomposable graphs. We outline specific choices in §4 and 5 below.

4. THEORETICAL RESULTS IN THE WELL-SPECIFIED CASE

In this section, we present our main consistency results. The proofs of the results are deferred to the Appendix. Before introducing the assumptions, we need to adapt previous notations to the high-dimensional graph selection problem. Let $Y = (Y_1, Y_2, \dots, Y_n)^T$ and $\Omega_0 = \Sigma_0^{-1}$ the corresponding precision matrix. Without loss of generality, we assume all column means of Y are zero. Let $G_t = (V, E_t)$ denote the true decomposable graph induced by Ω_0 , $\rho_{ij|V \setminus \{i, j\}}$ denote the true partial correlation between node i and j given the rest of the nodes $V \setminus \{i, j\}$. Assume ρ_L and ρ_U are the smallest and largest in absolute value of the *non-zero* population partial correlations, i.e.

$$\rho_L = \min_{\substack{1 \leq i < j \leq p \\ (i, j) \in \bar{E}_t}} |\rho_{ij|V \setminus \{i, j\}}|, \quad \rho_U = \max_{\substack{1 \leq i < j \leq p \\ (i, j) \in \bar{E}_t}} |\rho_{ij|V \setminus \{i, j\}}|,$$

Let $G_a = (V, E_a)$ be any alternative decomposable graph other than the true graph G_t . Denote by $E_a^1 = E_t \cap E_a$ the set of true edges in G_a . Notice, when $E_t \subsetneq E_a$, we have $E_a^1 = E_t$. Denoting by $|\cdot|$ the cardinality of a set, $|E_t|$ is the number of edges in G_t , $|E_a^1|$ is the number of true edges in G_a . Define $G_c = (V, E_c)$, where $E_c = \{(i, j) : e_{ij} = 1, 1 \leq i < j \leq p\}$, to be the complete graph such that $|E_c| = p(p - 1)/2$. By definition, G_c is a decomposable graph. We use $G_a \neq G_t$ to denote $E_a \neq E_t$; $G_a^n \not\subset G_t$ to denote $E_a \not\subset E_t$; $G_a \subsetneq G_t$ to denote $E_a \subsetneq E_t$. In the following, we state the main assumptions for graph selection consistency.

Assumption 4.1. (Graph size)

$$p \lesssim n^\alpha, \text{ where } 0 < \alpha < 1.$$

Assumption 4.2. (Edge sensitivity and identifiability)

$$\rho_L \asymp n^{-\lambda}, \text{ where } 0 \leq \lambda < \frac{1}{2}.$$

Assumption 4.3. (Number of maximum edges in G_t^n)

$$|E_t| \lesssim n^\sigma, \text{ where } 0 \leq \sigma \leq 2\alpha.$$

Assumption 4.4. (Prior edge inclusion probability)

$$q \asymp e^{-C_q n^\gamma}, \text{ where } 0 < \gamma < 1, 0 < C_q < \infty.$$

Assumption 4.5. (Imperfect linear relationship)

$$1 - \rho_U \asymp n^{-k}, \text{ where } k \geq 0 \text{ and } \rho_U \neq 1.$$

The main results will have additional restrictions on the parameters (α, λ) , but it is important to note that we require ρ_L to not decrease to 0 too quickly in order to ensure that the graph is identifiable. On the other hand, ρ_U can be allowed to be sufficiently close to 1.

4.1. Pairwise Bayes factor consistency for fixed p . In this section, we assume p, ρ_U and ρ_L are all fixed constants. As a first step towards model selection, we investigate the behavior of the pairwise Bayes factor

$$(4.1) \quad \text{BF}(G_a; G_t) = \frac{f(Y | G_a)}{f(Y | G_t)},$$

where G_t is the decomposable true graph and G_a is any other decomposable graph. In this section, we shall investigate sufficient conditions on the likelihood (3.3) and the prior on (Σ_G, G) given by (3.4) and (3.5) such that the Bayes factor (4.1) converges to 0 as $n \rightarrow \infty$ for any graph $G_a \neq G_t$.

Theorem 4.1. (Upper bound for pairwise Bayes factor). *Assume the graph dimension p is a fixed constant and $\rho_U \neq 1$. Given any decomposable graph $G_a \neq G_t$, there exists a set Δ_a , such that on the set Δ_a , if $n > \max\{p + b, 4p\}$, we have*

(1) when $G_t \not\subseteq G_a$,

$$(4.2) \quad \text{BF}(G_a; G_t) < \exp \left\{ -\frac{n\rho_L^2}{2} + \delta(n) \right\},$$

(2) when $G_t \subsetneq G_a$,

$$(4.3) \quad \text{BF}(G_a; G_t) < (e^{p^2}) \cdot n^{-\frac{1}{2}(|E_a| - |E_t|)(1 - 2/\tau^*)},$$

and

$$\mathbb{P}(\Delta_a) \geq 1 - \frac{42p^2}{(1 - \rho_U)^2} (n - p)^{-\frac{1}{4\tau^*}} \left\{ \frac{1}{\tau^*} \log(n - p) \right\}^{-\frac{1}{2}},$$

where $\tau^* > 2$ and $\delta(n) = p^2 \log n + \sqrt{n \log n} + 3p^2 \log p$ satisfying $\delta(n)/n \rightarrow 0$, as $n \rightarrow \infty$.

The next corollary is the direct result from Theorem 4.1.

Corollary 4.1. (Finite graph pairwise Bayes factor consistency). *Let G_a be any decomposable graph and $G_a \neq G_t$. The graph dimension p is a fixed constant. If $\rho_U \neq 1$, then $\text{BF}(G_a; G_t) \xrightarrow{\mathbb{P}} 0$, as $n \rightarrow \infty$.*

When p is fixed, the likelihood is strong enough to consistently recover the graph. One key aspect of the proof is that Bayes factor in favor of adding a true edge versus the lack of it is exponentially small, while the Bayes factor in favor for adding a false edge decreases to zero only at a polynomial rate.

We emphasize here that exponential rate for deletion (of true edges) is only true when the corresponding population partial correlation or correlation is non-zero. From the *global Markov property*, we know if two nodes are adjacent then any partial correlation between them is non-zero but their correlation can be zero. The polynomial rate for addition (of false edges) is only true when the corresponding population partial correlation or correlation is zero. When two nodes are not adjacent, then only the set that separates them will results in a zero partial correlation. We choose the path of $G_t \rightarrow G_c \rightarrow G_a$ which ensures us the exponential decay when missing true edges and polynomial decay when adding false edges.

4.2. Posterior ratio consistency for growing p . Next we examine the convergence of posterior ratio,

$$(4.4) \quad \text{PR}(G_a; G_t) = \frac{f(Y | G_a)\pi(G_a)}{f(Y | G_t)\pi(G_t)},$$

when the dimension of graphs grows with sample size.

Theorem 4.2. (High-dimensional graph posterior ratio consistency). *Let G_a be any decomposable graph and $G_a \neq G_t$ and Assumptions 4.1-4.5 are satisfied with*

$$0 < \alpha < \frac{1}{2}, \quad 0 \leq \lambda < \min \left\{ \alpha, \frac{1}{2} - \alpha \right\}.$$

By choosing γ in the interval $(\max\{0, 1 - 4\alpha\}, 1 - \sigma - 2\lambda)$ we have $\text{PR}(G_a; G_t) \xrightarrow{\mathbb{P}} 0$, as $n \rightarrow \infty$.

When the graph size grows with n , the partial correlation is no longer a constant. The HIW prior does not naturally favor parsimonious graphs, so a penalty on the number of edges in the graph is needed by restricting γ in the above interval. Note also that we do not need any further restriction on σ in Assumption 4.3 meaning that the true graph is allowed to be the complete graph for the posterior ratio consistency to hold.

4.3. Strong graph selection consistency. In this section, we examine the behavior of

$$\pi(G | Y) = \frac{f(Y | G)\pi(G)}{\sum_{G' \in \mathcal{D}} f(Y | G')\pi(G')}$$

as $n, p \rightarrow \infty$.

Theorem 4.3. (Strong graph selection consistency). *Let G_a be any decomposable graph and $G_a \neq G_t$ and Assumptions 4.1-4.5 are satisfied with*

$$0 < \alpha < \frac{1}{3}, \quad 0 \leq \lambda < \min \left\{ \alpha, \frac{1 - 3\alpha}{2} \right\}.$$

By choosing γ in the interval $(\max\{\alpha, 1 - 4\alpha\}, 1 - \sigma - 2\lambda)$, we have

$$\pi(G_t | Y) \xrightarrow{\mathbb{P}} 1, \quad \text{as } n \rightarrow \infty.$$

Strong selection consistency demands all posterior ratio to be converging simultaneously at a sufficiently fast rate so that the sum is convergent. Since the number of alternative graphs is of the order 2^{p^2} , to make the sum convergent, we require further assumptions on the model complexity and an accompanying stronger penalty π . We achieve this by shrinking the dimension of graph space ($\alpha < 1/3$) and inducing a slightly stronger sparsity (by selecting larger γ) on the prior over the graph space.

In the proofs of Theorem 4.1-4.3, by using the decomposable graph chain rule, we traverse to any decomposable graph from the true graph and thus break down the Bayes factor into local moves, i.e. addition and deletion of a single edge. The local moves then can be associated with sample partial correlations and sample correlations, which are the natural criterion of edge selection by definition. This enables us to transform the problem into a more understandable manner.

In practice, one might be interested in a consistent point estimate rather than the entire posterior distribution. In Bayesian inference for discrete configurations, a posterior mode provides a natural surrogate for the MLE. In the following, we investigate the consistency of the posterior mode obtained from our hierarchical Bayesian model as a simple bi-product of Theorems 4.2 and 4.3. Define \hat{G} to be the posterior mode in the decomposable graph space, i.e.

$$\hat{G} = \operatorname{argmax}_{G \in \mathcal{D}} \pi(G | Y).$$

Then the following is true.

Corollary 4.2. (Consistency of posterior mode when G_t is decomposable). *Under the assumptions of Theorem 4.3, the probability which the posterior mode \hat{G}_t is equal to the true graph G_t goes to one, i.e.*

$$\mathbb{P}(\hat{G}_t = G_t) \rightarrow 1, \quad \text{as } n \rightarrow \infty.$$

5. THEORETICAL RESULTS UNDER MODEL MISSPECIFICATION

In this section, we investigate the effect of model misspecification when the underlying true graph G_t is non-decomposable. We begin with some definitions on triangulation and minimal triangulations of a graph. A triangulation of graph $G = (V, E)$ is a decomposable graph $G^\Delta = (V, E \cup F)$. The edges in F are called *fill-in* edges. A triangulation $G^\Delta = (V, E \cup F)$ of $G = (V, E)$ is minimal if $(V, E \cup F')$ is non-decomposable for every $F' \subsetneq F$ [23]. A triangulation is minimal if and only if the removal of any single fill-in edge from it results in a non-decomposable graph [36, 23]. This property captures the important aspect of minimal triangulations. For a summary of minimal triangulations of graphs, see [23] for more details. Next, we state two theorems graph selection consistency under a true non-decomposable graph.

Theorem 5.1. (Convergence and equivalence of minimal triangulations for finite graphs). *Assume the true graph G_t is non-decomposable. When the graph dimension p is a fixed constant (ρ_U, ρ_V are fixed constants), we have the following:*

- (1) *Let G_m be any minimal triangulation of G_t and G_a be any decomposable graph that is not a minimal triangulation of G_t . If $\rho_U \neq 1$, then $\text{BF}(G_a; G_m) \xrightarrow{\mathbb{P}} 0$, as $n \rightarrow \infty$.*
- (2) *Let G_{m_1} and G_{m_2} be any two different minimal triangulations of G_t (with the same number of fill-in edges). Then the Bayes factor between them are stochastically bounded, i.e. for any $0 < \epsilon < 1$, there exist two positive finite constants $A_1(\epsilon) < 1$ and $A_2(\epsilon) > 1$, such that*

$$\mathbb{P}\{A_1 < \text{BF}(G_{m_1}; G_{m_2}) < A_2\} > 1 - \epsilon, \quad \text{for } n > p + \max\{3, b, 6 \log(10p^2/\epsilon)\}.$$

- (3) *If $\rho_U \neq 1$, we have $\sum_{G_m \in \mathcal{M}_t} \pi(G_m | Y) \xrightarrow{\mathbb{P}} 1$, as $n \rightarrow \infty$, where \mathcal{M}_t is the minimal triangulation space of G_t .*

Theorem 5.2. (Convergence and equivalence of minimal triangulations for high-dimensional graphs). *Assume the true graph G_t is not decomposable. When the graph dimension p grows with n , we have the following results.*

- (1) *Let G_m be any minimal triangulation of G_t and G_a be any decomposable graph that is not a minimal triangulation of G_t . Assume*

$$0 < \alpha < \frac{1}{2}, \quad 0 \leq \lambda < \min\left\{\alpha, \frac{1}{2} - \alpha\right\}, \quad 0 < \sigma < \min\left\{2(\alpha - \lambda), 2\left(\frac{1}{2} - \alpha - \lambda\right)\right\}.$$

Choose γ in the interval $(\max\{2\alpha, 1 - 2\alpha\}, 1 - \sigma - 2\lambda)$. Then under Assumptions 4.1-4.5, we have $\text{PR}(G_a; G_m) \xrightarrow{\mathbb{P}} 0$, as $n \rightarrow \infty$.

- (2) *Let G_{m_1} and G_{m_2} be any two different minimal triangulations of G_t . If the number of fill-in edges is finite, then the Bayes factor between them are stochastically bounded.*

- (3) *If*

$$0 < \alpha < \frac{1}{3}, \quad 0 \leq \lambda < \min\left\{\alpha, \frac{1 - 3\alpha}{2}\right\}, \quad 0 \leq \sigma < \min\left\{2(\alpha - \lambda), 2\left(\frac{1 - 3\alpha}{2} - \lambda\right)\right\}.$$

And we choose γ in the interval $(\max\{3\alpha, 1 - 2\alpha\}, 1 - \sigma - 2\lambda)$, then under Assumptions 4.1-4.5, we have $\sum_{G_m \in \mathcal{M}_t} \pi(G_m | Y) \xrightarrow{\mathbb{P}} 1$, as $n \rightarrow \infty$, where \mathcal{M}_t is the minimal triangulation space of G_t .

Based on the theorems presented above, the equivalence among minimal triangulations is true when the number of fill-in edges is finite. Adding infinitely many fill-in edges prompts the minimal triangulations to drift further away from the true graph. In that case, there are too many possibilities among the minimal triangulations such that they can be vastly different for each other. It is worth mentioning that any decomposable subgraph of the true graph is not a good posterior estimate of the true graph. This is simply due to the fact that such a graph is associated with at least one edge deletion step following by reciprocal of addition steps from a minimal triangulation. Since deletion of any true edge results in an exponential decay of the Bayes factor in favor of the deletion and the reciprocal of additions will be in favor of additions (the minimal triangulations) or neutral depending on whether the corresponding population partial correlation is zero. Thus, pairwise speaking, the posterior mode is among minimal triangulation class.

Analogous to Corollary 4.2, when the true graph G_t is not decomposable, we state the behavior of posterior mode in the following corollary under model misspecification.

Corollary 5.1. (Consistency of posterior mode when G_t is non-decomposable). *Under the assumptions of Theorem 5.2, the posterior mode \hat{G} is in the minimal triangulation space \mathcal{M}_t of the true graph G_t with probability converging to one, i.e.*

$$\mathbb{P}(\hat{G} \in \mathcal{M}_t) \rightarrow 1, \quad \text{as } n \rightarrow \infty.$$

6. SIMULATIONS

We conduct two sets of simulations for the demonstrate the convergence of Bayes factors in the well-specified case (Theorem 4.1) and in the misspecified case (Theorem 5.1) for fixed p .

6.1. Simulation 1: Demonstration of pairwise Bayes factor convergence rate. In this section, we conduct a simulation study in \mathcal{D}_3 to demonstrate the convergence rate of pairwise Bayes factors. Let \mathcal{G}_k be the k -dimensional graph space. Since there is no non-decomposable graph with 3 nodes, \mathcal{D}_3 is the same as \mathcal{G}_3 . All 8 graphs in \mathcal{D}_3 are enumerated in Figure 3.

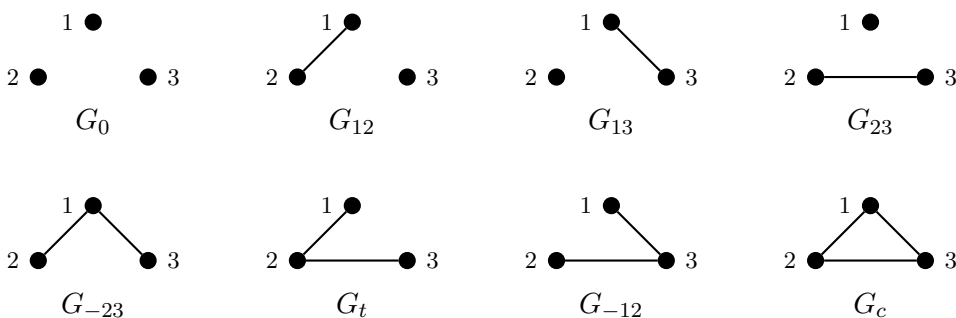


FIGURE 3. Enumerating all 3-node decomposable graphs in \mathcal{D}_3 with G_t as the true graph, G_0 as the null graph and G_c as the complete graph.

The underlying covariance matrix Σ_3 and its precision matrix Ω_3 are shown below along with the correlation matrix R_3 and the partial correlation matrix \bar{R}_3 . Samples are drawn independent and identically from $N_3(\mathbf{0}, \Sigma_3)$. The range of the sample size simulated is from 100 to 10,000 with an increment of 100. The Bayes factor for each sample size is averaged over 1000 simulation replicates. The degree of freedom b in the HIW g-prior is chosen to be 3. The first six pairwise Bayes factors in logarithmic scale is shown in Figure 4 (a) and the logarithm of $\text{BF}(G_c; G_t)$ is shown separately in Figure 4 (b) due to its slower convergence rate. To better understand the simulation results, asymptotic leading terms of pairwise Bayes factors in logarithmic scale and the empirically estimated slopes for n or

$\log n$ are listed in the second and third columns of Table 1. To calculate the leading terms in the logarithm of Bayes factors, the sample partial correlations or sample correlations are replaced with their population counterparts that do not depend on n . The leading terms are obtained by following the route we have used in the proof, i.e. $G_t \rightarrow G_c \rightarrow G_a$. The slopes of logarithms of the first six Bayes factors in Figure 4 (a) are calculated in Table 1 based on linear regression fit on n . The last slope in Table 1 is calculated based on linear regression on $\log n$; refer to Figure 4 (b). Table 1 shows that the theoretical asymptotic leading terms match well with the empirical values.

$$\Sigma_3 = \begin{bmatrix} 0.7119 & -0.4237 & 0.1695 \\ -0.4237 & 0.8475 & -0.3390 \\ 0.1695 & -0.3390 & 0.6356 \end{bmatrix}, \quad \Omega_3 = \begin{bmatrix} 2 & 1 & 0 \\ 1 & 2 & 0.8 \\ 0 & 0.8 & 2 \end{bmatrix}.$$

$$R_3 = \begin{bmatrix} 1.0000 & -0.5456 & 0.2520 \\ -0.5456 & 1.0000 & -0.4619 \\ 0.2520 & -0.4619 & 1.0000 \end{bmatrix}, \quad \bar{R}_3 = \begin{bmatrix} 1 & 0.5 & 0 \\ 0.5 & 1 & 0.4 \\ 0 & 0.4 & 1 \end{bmatrix}.$$

TABLE 1. Asymptotic leading terms and simulation slopes of Bayes factors in logarithmic scale

Bayes factors	asymptotic leading term	simulation slope
$\text{BF}(G_0; G_t)$	$\{\log(1 - \rho_{12}^2) + \log(1 - \rho_{23}^2)\} \cdot n/2 = -\mathbf{0.2967} \cdot n$	$-\mathbf{0.2963}$
$\text{BF}(G_{13}; G_t)$	$\{\log(1 - \rho_{12}^2) + \log(1 - \rho_{23 1}^2)\} \cdot n/2 = -\mathbf{0.2639} \cdot n$	$-\mathbf{0.2637}$
$\text{BF}(G_{23}; G_t)$	$\log(1 - \rho_{12}^2) \cdot n/2 = -\mathbf{0.1767} \cdot n$	$-\mathbf{0.1765}$
$\text{BF}(G_{-12}; G_t)$	$\log(1 - \rho_{12 3}^2) \cdot n/2 = -\mathbf{0.1438} \cdot n$	$-\mathbf{0.1439}$
$\text{BF}(G_{12}; G_t)$	$\log(1 - \rho_{23}^2) \cdot n/2 = -\mathbf{0.1120} \cdot n$	$-\mathbf{0.1198}$
$\text{BF}(G_{-23}; G_t)$	$\log(1 - \rho_{23 1}^2) \cdot n/2 = -\mathbf{0.0872} \cdot n$	$-\mathbf{0.0873}$
$\text{BF}(G_c; G_t)$	$-\mathbf{0.5} \cdot \log n$	$-\mathbf{0.5106}$

From the simulation results, we can see missing at least one true edge of G_t in G_a will result in the Bayes factor converging to zero exponentially. This is perfectly illustrated by all six Bayes factors in Figure 4 (a). On the other hand, adding false edges in G_a results in a Bayes factor going to zero at a polynomial rate which is much slower than missing a true edge, see Figure 4 (b). These discoveries are consistent with Table 1 and our proofs.

Next we compare the different types of rates in the convergence of the first six Bayes factors. The convergence rate associated with missing two edges of G_t is faster than missing only one edge, i.e. $\text{BF}(G_0; G_t)$ vs. $\text{BF}(G_{23}; G_t)$ and $\text{BF}(G_0; G_t)$ vs. $\text{BF}(G_{12}; G_t)$. The convergence rate is faster when the missing edge of G_t corresponds to a larger partial correlation (or correlation) in absolute value, i.e. $\text{BF}(G_{-12}; G_t)$ vs. $\text{BF}(G_{-23}; G_t)$ and $\text{BF}(G_{23}; G_t)$ vs. $\text{BF}(G_{12}; G_t)$. One interesting fact is although G_0 and G_{13} are both missing two edges of G_t , with G_{13} having an additional false edge of G_t compared to G_0 , the convergence rate of the Bayes factor for G_{13} is slower than that for G_0 . The reason is clear from Table 1. As the absolute value of correlation between node 2 and 3 ($|\rho_{23}| = 0.4619$) is larger than the absolute value of partial correlation between them given node 1 ($|\rho_{23|1}| = 0.4$), the leading term of $\text{BF}(G_0; G_t)$ is smaller than that of $\text{BF}(G_{13}; G_t)$. The effect due to false edges (polynomial rate) is overwhelmed by the leading term (exponential rate). It is evident that HIW prior places higher penalties on false negative edges compared to false positive edges. Hence in the high-dimensional case, a prior on graph space is needed for penalizing false positive edges. Similar conclusions can be made comparing $\text{BF}(G_{23}; G_t)$ and $\text{BF}(G_{-12}; G_t)$, also from comparing $\text{BF}(G_{12}; G_t)$ and $\text{BF}(G_{-23}; G_t)$.

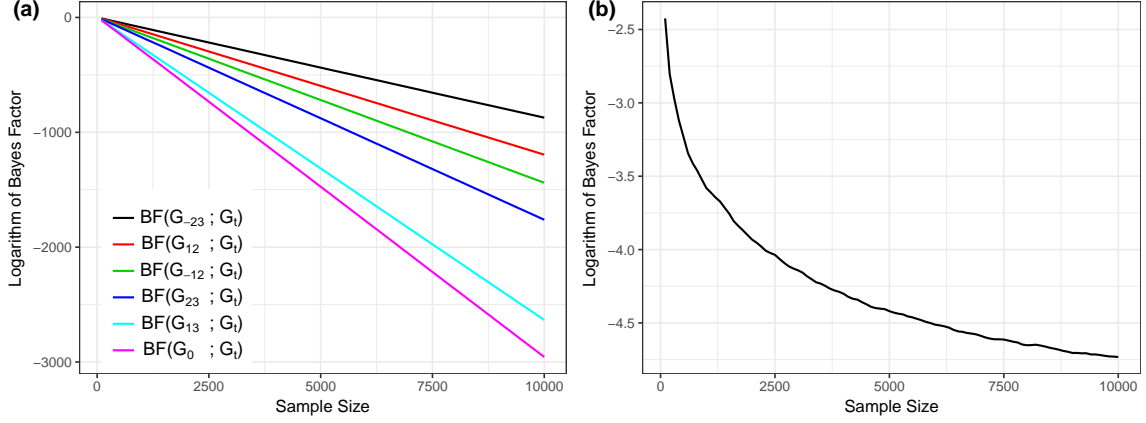


FIGURE 4. Simulation results of pairwise Bayes factors of \mathcal{D}_3 in logarithmic scale. (a) Six Bayes factors where $G_t \not\subseteq G_a$ (at least missing one edge in G_t). (b) When $G_t \subseteq G_a = G_c$ (only addition).

6.2. Simulation 2: Examination of model misspecification. In this section, we illustrate the stochastic equivalence between minimal triangulations when the true graph is non-decomposable. The smallest non-decomposable graph is a cycle of length 4 without a chord. So we focus our simulation in \mathcal{D}_4 . Since the number of decomposable graph increases exponentially with the dimension of graphs, we only select 5 alternative graphs in \mathcal{D}_4 other than the minimal triangulations, see Figure 5. The true covariance matrix Σ_4 and its precision matrix Ω_4 are listed below along with the correlation matrix R_4 and the partial correlation matrix \overline{R}_4 . All simulation settings are the same as in the simulation of \mathcal{D}_3 .

$$\Sigma_4 = \begin{bmatrix} 1.8364 & -1.0909 & 0.8909 & -1.3636 \\ -1.0909 & 1.0606 & -0.7273 & 0.9091 \\ 0.8909 & -0.7273 & 0.9273 & -0.9091 \\ -1.3636 & 0.9091 & -0.9091 & 1.6364 \end{bmatrix}, \quad \Omega_4 = \begin{bmatrix} 2 & 1.2 & 0 & 1 \\ 1.2 & 3 & 1.2 & 0 \\ 0 & 1.2 & 3 & 1 \\ 1 & 0 & 1 & 2 \end{bmatrix}.$$

$$R_4 = \begin{bmatrix} 1.0000 & -0.7817 & 0.6827 & -0.7866 \\ -0.7817 & 1.0000 & -0.7334 & 0.6901 \\ 0.6827 & -0.7334 & 1.0000 & -0.7380 \\ -0.7866 & 0.6901 & -0.7380 & 1.0000 \end{bmatrix}, \quad \overline{R}_4 = \begin{bmatrix} 1 & 0.49 & 0 & 0.50 \\ 0.49 & 1 & 0.40 & 0 \\ 0 & 0.40 & 1 & 0.41 \\ 0.50 & 0 & 0.41 & 1 \end{bmatrix}.$$

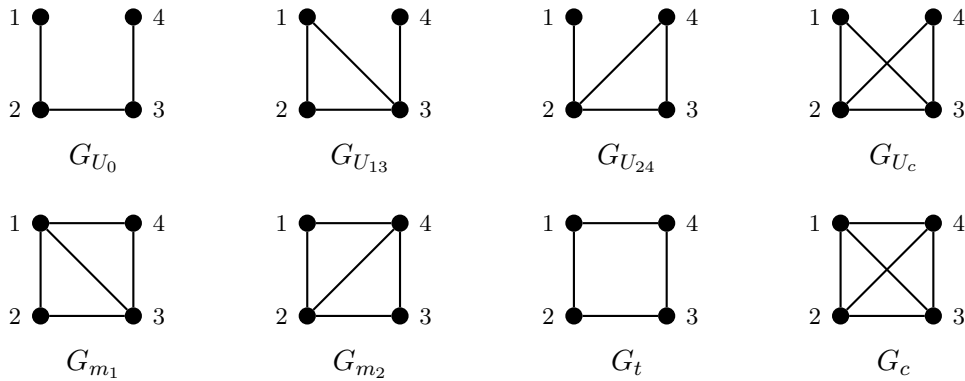


FIGURE 5. Some selected graphs in \mathcal{G}_4 , including G_t as the true graph which is non-decomposable. G_{m_1} and G_{m_2} are two minimal triangulations of G_t .

Since the true graph G_t is non-decomposable, the two minimal triangulations of G_t act like the pseudo-true graphs. So we plot the first four pairwise Bayes factors where $G_{m_i} \not\subseteq G_a$, $i = 1, 2$ for G_{m_1} and G_{m_2} in logarithmic scale together in Figure 6 (a) and

(b), respectively. The logarithm of Bayes factor between two minimal triangulations is in Figure 6 (c). Finally, we plot the Bayes factors of one triangulation (i.e. G_c , not minimal) of G_t against both minimal triangulations in Figure 6 (d).

From Figure 6 (a) and (b), we can see the behavior of two minimal triangulations is the same as what we observed in the case where Bayes factors against the true decomposable graph, i.e. missing true edges causes exponential decay of pairwise Bayes factors. And in the case of false positive edges, i.e. Figure 6 (c), the rate is what we expected if G_{m_1} and G_{m_2} are the true graph, polynomial rate. Based on the simulation result in Figure 6 (c), we can see the Bayes factor between two minimal triangulations neither converges to zero nor diverges to infinity. And they are stochastically bounded. In this case, it is closely to 1 which means these two minimal triangulations of G_t are almost the same in this case (in terms of posterior probability). It is also demonstrated by Figure 6 (a), (b) and (d) where the curves between G_{m_1} and G_{m_2} are almost identical.

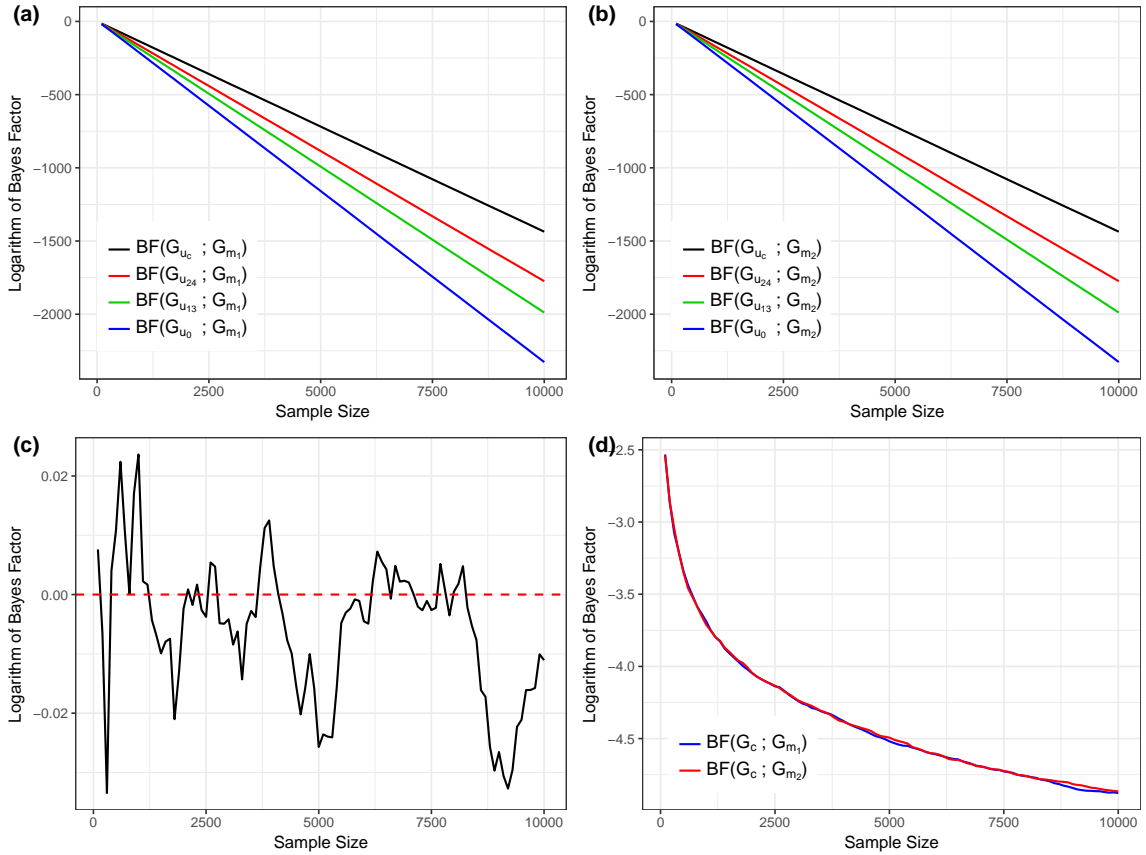


FIGURE 6. Simulation results of pairwise Bayes factors of \mathcal{D}_4 in logarithmic scale. (a) When $G_{m_1} \not\subseteq G_a$ (missing true edges). (b) When $G_{m_2} \not\subseteq G_a$ (missing true edges). (c) The Bayes factor between two minimal triangulations of G_t , i.e. $\text{BF}(G_{m_2}; G_{m_1})$. (d) When $G_{m_i} \subsetneq G_a = G_c$, $i = 1, 2$ (only addition).

7. DISCUSSION

In this paper, we provide a complete theoretical foundation for high-dimensional decomposable graph selection under model misspecification. When the graph dimension is finite, Fitch, Jones and Massam [18] present pairwise Bayes factor consistency results and stochastic equivalence among minimal triangulations. We provide more general results of both

pairwise consistency and strong selection consistency in high-dimensional scenario. To the best of our knowledge, these are the first complete results on this topic so far.

In our results, the graph dimension can not be equal to or exceed $n^{1/2}$ and $n^{1/3}$ for pairwise consistency and strong selection consistency, respectively. The limitation of the growth rate of the graph dimension is caused by the convergence rate of sample partial correlations and sample correlations. With the current techniques, without further investigating the relationship among sample partial correlations, these results cannot be improved. Observe that in i.i.d. case without any sparsity assumptions, it is well-known that the MLE is consistent under “ p/n small”, the Fisher expansion for the MLE is valid under “ p^2/n small” while the Wilks and asymptotic normality results apply under “ p^3/n small” [25, 41]. We conjecture that it may not be possible to relax the growth rate of p for achieving strong selection consistency using the current formulation of the HIW prior. This is simply because HIW does not penalize false edges significantly enough so that in high dimension a prior on graph space is needed to achieve both pairwise and strong selection consistency. Also any other sparsity restriction on the elements of the precision matrix is not supported by the HIW prior due to its inability to enforce sufficient shrinkage conditional on the graph. This limits extending the technical results to ultra-high-dimensional case by enforcing additional sparsity assumptions on the elements of the precision matrix. This apparent “flaw” lies in the construction of the HIW prior itself and can not be improved by adding any reasonable penalty on the graph space.

For technical simplicity, our results are based on HIW g -prior only. We conjecture that the consistency results continue to hold for general HIW prior. Moreover, extensions to non-decomposable graphical models can be done by using G -Wishart prior, but major bottlenecks are expected stemming from the lack of a closed form for the normalizing constant for the general HIW prior. Recent work [43] on the development of approximation results for the normalizing constant may prove to be useful in this regard.

TABLE 2. Summary of notations

Symbol	definition
\mathbb{P}	probability corresponding to the true data generating distribution
$\mathcal{G}_k, \mathcal{D}_k$	k -dimensional graph space, k -dimensional decomposable graph space
\mathcal{M}_t	the minimal triangulation space of G_t when G_t is non-decomposable
$a \succ b$	$C_1 a \leq b \leq C_2 a$ for constants C_1, C_2
$a \lesssim b$	$a \leq C_3 b$ for a constant C_3
$A \subset B, A \not\subset B$	A is a subset of B , A is not a subset of B
$A \subsetneq B$	$A \subset B$ and $A \neq B$
$ \cdot $	absolute value, cardinality of sets or determinant of matrices by context
$\pi(\cdot), \pi(\cdot Y)$	prior distribution and posterior distribution of graphs
Y, Y_i^T, y_i	$n \times p$ data matrix, row of Y , column of Y
$\rho_{ij}, \rho_{ij S}$	correlation and partial correlation between X_i and X_j given X_S
$\hat{\rho}_{ij}, \hat{\rho}_{ij S}$	sample correlation and partial correlation between X_i and X_j given X_S
ρ_L, ρ_U	the lower and upper bound for all $\rho_{ij V \setminus \{i,j\}}$, where $(i, j) \in E_t$
$C_i, \mathcal{C}, S_i, \mathcal{S}$	clique, set of cliques, separator, set of separators
G_t, G_a, G_c	the true graph, any decomposable graph, the complete graph
G_m, G_0	the minimal triangulation when G_t is non-decomposable, empty graph
\hat{G}	posterior mode in the decomposable graph space
E_t, E_a, E_c, E_a^1	edge set of G_t, G_a, G_c and $E_a^1 = E_a \cap E_t$
p, V	graph dimension, vertex set, where $V = \{1, 2, \dots, p\}$
x, \bar{x}, \tilde{x}	nodes in the graph
i, j	determined by context, nodes in the graph or indices of nodes
S, \bar{S}, \tilde{S}	separators in the graph
d_S, q	cardinality of separator S , prior edge inclusion probability
$\Delta'_\epsilon, \Delta'_\epsilon(n), \Delta''_\epsilon(n)$	probability regions of sample partial correlations
Π_{xy}	the set of all sets that separates node x and y , where $(x, y) \notin E_t$
$G_{\pm(x,y) \in E_t}$	a graph with/without true edge (x, y)
$G_{\pm(x,y) \notin E_t}$	a graph with/without false edge (x, y)
$\overline{G}_i^{c \rightarrow a}, \tilde{G}_i^{t \rightarrow c}$	the i th graph in the sequence from G_c to G_a and G_t to G_c

The Appendix begins with a set of auxiliary results related to the concentration and tail behavior of partial correlations, following by bounds for Bayes factor for local moves required to prove Theorem 4.1. Then we provide a proof of Theorem 4.1 followed by the proofs of Theorem 4.2, Theorem 4.3, Corollary 4.2, the minimal triangulation Theorems 5.1 and 5.2 and Corollary 5.1.

APPENDIX A. SOME RESULTS ON SAMPLE CORRELATION AND SAMPLE PARTIAL CORRELATION COEFFICIENTS

Theorem A.1. (When the population correlation is zero [1]). *Assume we have n i.i.d. samples from a multivariate Gaussian distribution. If the population correlation between X_i and X_j is zero, i.e. $\rho_{ij} = 0$, the density of the corresponding sample correlation coefficient*

$\hat{\rho}_{ij}$ as defined in Definition 2.2 is

$$f_n(r \mid \rho_{ij} = 0) = \frac{\Gamma\{\frac{1}{2}(n-1)\}}{\Gamma\{\frac{1}{2}(n-2)\}\sqrt{\pi}}(1-r^2)^{\frac{1}{2}(n-4)}.$$

Theorem A.2. (When the population correlation is nonzero [24]). *The sample correlation coefficient in a sample of n from a bivariate normal distribution with population correlation coefficient ρ is distributed with density*

$$f_n(r \mid \rho) = \frac{n-2}{\sqrt{2\pi}} \frac{\Gamma(n-1)}{\Gamma(n-\frac{1}{2})} (1-\rho^2)^{\frac{1}{2}(n-1)} (1-r^2)^{\frac{1}{2}(n-4)} (1-\rho r)^{-n+\frac{3}{2}} F\left(\frac{1}{2}, \frac{1}{2}; n-\frac{1}{2}; \frac{1+\rho r}{2}\right),$$

where $n > 2$, $-1 \leq r \leq 1$ and $F(\cdot, \cdot; \cdot; \cdot)$ is the hypergeometric function. When $\rho = 0$, the density becomes the same as in Theorem A.1.

Proposition A.1. (Mill's ratio). *Let $\phi(\cdot)$ and $\Phi(\cdot)$ be the pdf and cdf of the standard normal distribution, respectively and $\tilde{\Phi}(x) = 1 - \Phi(x)$. Then, we have $\phi(x)\left(\frac{1}{x} - \frac{1}{x^3}\right) \leq \tilde{\Phi}(x) \leq \frac{\phi(x)}{x}$, for all $x > 0$.*

Proposition A.2. (Watson's inequality [45, 33]).

$$\sqrt{x + \frac{1}{4}} < \frac{\Gamma(x+1)}{\Gamma(x+\frac{1}{2})} \leq \sqrt{x + \frac{1}{\pi}} < \sqrt{x + \frac{1}{2}}, \quad \text{for all } x \geq 0.$$

Theorem A.3. (Tail behavior of sample correlation coefficient). *Let $\hat{\rho}_{ij}$ be the sample correlation coefficient between X_i and X_j with n samples from a p -dimensional normal distribution and the corresponding population correlation coefficient is ρ_{ij} , where $0 \leq |\rho_{ij}| < 1$. Then*

$$P(|\hat{\rho}_{ij} - \rho_{ij}| > \epsilon) < \frac{21}{(1-|\rho_{ij}|)^2} \frac{\exp(-n\epsilon^2/4)}{\epsilon\sqrt{n}}, \quad \text{for any } 0 < \epsilon < 1 - |\rho_{ij}|, n > 2.$$

Proof. First, let $r = \hat{\rho}_{ij}$ and $\rho = \rho_{ij}$, then by Theorem A.2, $f_n(x \mid \rho)$ is the pdf of r . Define

$$P_n(r_0, \rho) = P(r > r_0) = \int_{r_0}^1 f_n(x \mid \rho) dx, \quad -1 \leq r_0 \leq 1.$$

By [24], we have

$$\begin{aligned} P_n(r_0, \rho) &= \frac{(n-2)\Gamma(n-1)}{\sqrt{2\pi}\Gamma(n-\frac{1}{2})} \left[M_0 + \frac{2M_0 - M_1}{4(2n-1)} + \frac{9(4M_0 - 4M_1 + M_2)}{32(2n-1)(2n+1)} + \dots \right] \\ &= \frac{(n-2)\Gamma(n-1)}{\sqrt{2\pi}\Gamma(n-\frac{1}{2})} (M_0 + R), \end{aligned}$$

where

$$\begin{aligned} M_k &= \int_{r_0}^1 (1-\rho^2)^{\frac{1}{2}(n-1)} (1-x^2)^{\frac{1}{2}(n-4)} (1-\rho x)^{-n+k+\frac{3}{2}} dx, \quad k = 0, 1, 2, \dots, \\ R &= \frac{2M_0 - M_1}{4(2n-1)} + \frac{9(4M_0 - 4M_1 + M_2)}{32(2n-1)(2n+1)} + \dots, \end{aligned}$$

and we know that the first term M_0 and the rest of the terms have the following inequality [24],

$$2(2n-1) \frac{1-|\rho|}{3-|\rho|} \leq \frac{M_0}{R} \leq 4(2n-1) \frac{1-|\rho|}{3-|\rho|}.$$

Let $\delta_\rho = \frac{1-|\rho|}{3-|\rho|}$. Since $0 \leq |\rho| < 1$, then $0 < \delta_\rho \leq \frac{1}{3}$. We can bound the residual term R by a fraction of M_0 ,

$$R \leq \frac{M_0}{2\delta_\rho(2n-1)} < \frac{M_0}{6\delta_\rho},$$

Therefore,

$$P_n(r_0, \rho) < \frac{(n-2)\Gamma(n-1)}{\sqrt{2\pi}\Gamma(n-\frac{1}{2})} \left(1 + \frac{1}{6\delta_\rho}\right) M_0.$$

Next, we further simplify the bound of $P_n(r_0, \rho)$. By Proposition A.2, we have

$$\frac{\Gamma(n-1)}{\Gamma(n-\frac{1}{2})} < \frac{1}{\sqrt{n-\frac{5}{4}}} < \frac{1}{\sqrt{n-2}}.$$

Thus,

$$P_n(r_0, \rho) < \sqrt{\frac{n-2}{2\pi}} \left(1 + \frac{1}{6\delta_\rho}\right) M_0 < \frac{1}{\sqrt{\pi}} \left(1 + \frac{1}{6\delta_\rho}\right) \sqrt{n} M_0.$$

Let $r_0 = \rho + \epsilon > \rho$, where $0 < \epsilon \leq 1 - \rho$. Next, we calculate the upper bound of $\sqrt{n}M_0$ for $0 \leq \rho < 1$ and $-1 < \rho < 0$ separately. But first, when $-1 < \rho < 1$ and $\rho < \rho + \epsilon \leq x \leq 1$, then $1 - \rho x > 0$. Observe that,

$$\sqrt{n}M_0 = \sqrt{n} \int_{\rho+\epsilon}^1 \left(\frac{1-x^2}{1-\rho x}\right)^{\frac{1}{2}(n-4)} \left(\frac{1-\rho^2}{1-\rho x}\right)^{\frac{1}{2}(n-1)} \frac{1}{1-\rho x} dx.$$

(I) When $0 \leq \rho < 1$. Since $\rho < \rho + \epsilon \leq x \leq 1$ and $\rho \geq 0$, we have $(1-\rho^2)^{-1} < (1-\rho x)^{-1} \leq (1-\rho)^{-1}$. Then

$$\sqrt{n}M_0 \leq \frac{\sqrt{n}}{1-\rho} \int_{\rho+\epsilon}^1 \left(1 - \frac{x^2 - \rho x}{1-\rho x}\right)^{\frac{1}{2}(n-4)} \left(1 + \frac{\rho x - \rho^2}{1-\rho x}\right)^{\frac{1}{2}(n-1)} dx.$$

Since $0 < \frac{x^2 - \rho x}{1-\rho x} \leq 1$ and $0 < \frac{\rho x - \rho^2}{1-\rho x} \leq \rho$, we have

$$\begin{aligned} \sqrt{n}M_0 &\leq \frac{\sqrt{n}}{1-\rho} \int_{\rho+\epsilon}^1 \exp\left(-\frac{n}{2} \frac{x^2 - \rho x}{1-\rho x} + 2 \frac{x^2 - \rho x}{1-\rho x}\right) \exp\left(\frac{n}{2} \frac{\rho x - \rho^2}{1-\rho x} - \frac{1}{2} \frac{\rho x - \rho^2}{1-\rho x}\right) dx \\ &\leq \frac{e^2 \sqrt{n}}{1-\rho} \int_{\rho+\epsilon}^1 \exp\left(-\frac{n}{2} \frac{x^2 - \rho x}{1-\rho x}\right) \exp\left(\frac{n}{2} \frac{\rho x - \rho^2}{1-\rho x}\right) dx \\ &\leq \frac{e^2 \sqrt{n}}{1-\rho} \int_{\rho+\epsilon}^1 \exp\left\{-\frac{n(x-\rho)^2}{2(1-\rho^2)}\right\} dx. \end{aligned}$$

Thus, by Proposition A.1,

$$\begin{aligned} \sqrt{n}M_0 &\leq e^2 \sqrt{2\pi} \sqrt{\frac{1+\rho}{1-\rho}} \tilde{\Phi}\left(\frac{\epsilon \sqrt{n}}{\sqrt{1-\rho^2}}\right) \\ &\leq e^2 \sqrt{2\pi} (1+\rho) \frac{\phi\left(\frac{\epsilon \sqrt{n}}{\sqrt{1-\rho^2}}\right)}{\epsilon \sqrt{n}} \leq \frac{\exp(2+\rho/2)}{1-\rho} \cdot \frac{\exp(-n\epsilon^2/4)}{\epsilon \sqrt{n}}. \end{aligned}$$

(II) When $-1 < \rho < 0$. Since $\rho < \rho + \epsilon \leq x \leq 1$ and $\rho < 0$, we have $(1-\rho)^{-1} \leq (1-\rho x)^{-1} < (1-\rho^2)^{-1}$. Then

$$\sqrt{n}M_0 \leq \frac{\sqrt{n}}{1-\rho^2} \int_{\rho+\epsilon}^1 \left(1 - \frac{x^2 - \rho x}{1-\rho x}\right)^{\frac{1}{2}(n-4)} \left(1 + \frac{\rho x - \rho^2}{1-\rho x}\right)^{\frac{1}{2}(n-1)} dx := \bar{M}.$$

(II.1) When $\rho + \epsilon < 0$,

$$\begin{aligned} \bar{M} &= \frac{\sqrt{n}}{1-\rho^2} \left\{ \int_{\rho+\epsilon}^0 + \int_0^1 \left(1 + \frac{\rho x - x^2}{1-\rho x}\right)^{\frac{1}{2}(n-4)} \left(1 - \frac{\rho^2 - \rho x}{1-\rho x}\right)^{\frac{1}{2}(n-1)} dx \right\} \\ &:= A + B. \end{aligned}$$

Since $0 \leq \frac{\rho x - x^2}{1-\rho x} \leq \left(\frac{1-\sqrt{1-\rho^2}}{\rho}\right)^2$ and $0 < \frac{\rho^2 - \rho x}{1-\rho x} \leq \rho^2$ when $\rho < x \leq 0$,

$$\begin{aligned} A &\leq \frac{\sqrt{n}}{1-\rho^2} \int_{\rho+\epsilon}^0 \exp\left(\frac{n}{2} \frac{\rho x - x^2}{1-\rho x} - 2 \frac{\rho x - x^2}{1-\rho x}\right) \exp\left(-\frac{n}{2} \frac{\rho^2 - \rho x}{1-\rho x} + \frac{1}{2} \frac{\rho^2 - \rho x}{1-\rho x}\right) dx \\ &\leq \frac{e^{\frac{\rho^2}{2}} \sqrt{n}}{1-\rho^2} \int_{\rho+\epsilon}^0 \exp\left(\frac{n}{2} \frac{\rho x - x^2}{1-\rho x}\right) \exp\left(-\frac{n}{2} \frac{\rho^2 - \rho x}{1-\rho x}\right) dx \\ &\leq \frac{e^{\frac{\rho^2}{2}} \sqrt{n}}{1-\rho^2} \int_{\rho+\epsilon}^0 \exp\left\{-\frac{n(x-\rho)^2}{2(1-\rho)}\right\} dx, \text{ since } 0 < \frac{\rho^2}{2} < -\frac{\rho}{2}. \end{aligned}$$

Since $0 \leq \frac{x^2 - \rho x}{1 - \rho x} \leq 1$ and $0 < \rho^2 \leq \frac{\rho^2 - \rho x}{1 - \rho x} \leq -\rho$ when $\rho < 0 \leq x \leq 1$,

$$\begin{aligned} B &\leq \frac{\sqrt{n}}{1 - \rho^2} \int_0^1 \exp\left(-\frac{n}{2} \frac{x^2 - \rho x}{1 - \rho x} + 2 \frac{x^2 - \rho x}{1 - \rho x}\right) \exp\left(-\frac{n}{2} \frac{\rho^2 - \rho x}{1 - \rho x} + \frac{1}{2} \frac{\rho^2 - \rho x}{1 - \rho x}\right) dx \\ &\leq \frac{e^{2 - \frac{\rho}{2}} \sqrt{n}}{1 - \rho^2} \int_0^1 \exp\left(-\frac{n}{2} \frac{x^2 - \rho x}{1 - \rho x}\right) \exp\left(-\frac{n}{2} \frac{\rho^2 - \rho x}{1 - \rho x}\right) dx \\ &\leq \frac{e^{2 - \frac{\rho}{2}} \sqrt{n}}{1 - \rho^2} \int_0^1 \exp\left\{-\frac{n(x - \rho)^2}{2(1 - \rho)}\right\} dx, \end{aligned}$$

Hence, when $-1 < \rho < 0$ and $\rho + \epsilon < 0$, by Proposition A.1 we have

$$\begin{aligned} \sqrt{n}M_0 &\leq e^{2 - \frac{\rho}{2}} \sqrt{2\pi} \frac{\sqrt{1 - \rho}}{1 - \rho^2} \tilde{\Phi}\left(\frac{\epsilon\sqrt{n}}{\sqrt{1 - \rho}}\right) \\ &\leq \frac{e^{2 - \frac{\rho}{2}} \sqrt{2\pi} \phi\left(\frac{\sqrt{n}\epsilon}{\sqrt{1 - \rho}}\right)}{1 + \rho} \leq \frac{\exp(2 - \rho/2)}{1 + \rho} \cdot \frac{\exp(-n\epsilon^2/4)}{\epsilon\sqrt{n}}. \end{aligned}$$

(II.2) When $\rho + \epsilon \geq 0$, similar to B , we still have

$$\sqrt{n}M_0 \leq \frac{e^{2 - \frac{\rho}{2}} \sqrt{n}}{1 - \rho^2} \int_{\rho + \epsilon}^1 \exp\left\{-\frac{n(x - \rho)^2}{2(1 - \rho)}\right\} dx \leq \frac{\exp(2 - \rho/2)}{1 + \rho} \cdot \frac{\exp(-n\epsilon^2/4)}{\epsilon\sqrt{n}}.$$

So when $-1 < \rho < 1$ and $\rho < \rho + \epsilon < 1$,

$$\begin{aligned} P(r > \rho + \epsilon) &< \frac{1}{\sqrt{\pi}} \left(1 + \frac{1}{6\delta_\rho}\right) \frac{\exp(2 + |\rho|/2)}{1 - |\rho|} \cdot \frac{\exp(-n\epsilon^2/4)}{\epsilon\sqrt{n}} \\ &< \frac{7}{1 - |\rho|} \left(1 + \frac{1}{6\delta_\rho}\right) \frac{\exp(-n\epsilon^2/4)}{\epsilon\sqrt{n}} \\ &< \frac{10.5}{(1 - |\rho|)^2} \frac{\exp(-n\epsilon^2/4)}{\epsilon\sqrt{n}}, \text{ for any } 0 < \epsilon < 1 - \rho. \end{aligned}$$

For $P_n(r_0, \rho)$, we only need to consider when $r_0 > \rho$, i.e. $r_0 = \rho + \epsilon$. For the case which $r_0 < \rho$, i.e. $-1 < r_0 = \rho - \epsilon < \rho$, we have the following equality,

$$\begin{aligned} P(r < \rho - \epsilon) &= 1 - P(r > \rho - \epsilon) \\ &= 1 - \int_{\rho - \epsilon}^1 f_n(-x | -\rho) dx \\ &= 1 - \int_{-1}^{\epsilon - \rho} f_n(x | -\rho) dx \\ &= P(r > -\rho + \epsilon) \\ &< \frac{10.5}{(1 - |\rho|)^2} \frac{\exp(-n\epsilon^2/4)}{\epsilon\sqrt{n}}, \text{ for any } 0 < \epsilon < 1 + \rho. \end{aligned}$$

Therefore,

$$P(|r - \rho| > \epsilon) < \frac{21}{(1 - |\rho|)^2} \frac{\exp(-n\epsilon^2/4)}{\epsilon\sqrt{n}}, \text{ for any } 0 < \epsilon < 1 - |\rho|.$$

□

Theorem A.4. (The CDF of sample partial correlation coefficient [1]). *If the cdf of sample correlation coefficient $\hat{\rho}_{ij}$ based on n samples from a normal distribution with population correlation coefficient ρ_{ij} is denoted by $F(r | n, \rho_{ij})$, then the cdf of the sample partial correlation coefficient $\hat{\rho}_{ij|s+1, \dots, p}$, where $i, j < s+1$, based on n samples from a p -dimensional normal distribution with population partial correlation coefficient $\rho_{ij|s+1, \dots, p}$ is $F(r | n - p + s, \rho_{ij|s+1, \dots, p})$.*

The next corollary is an immediate result from Theorem A.3 and A.4.

Corollary A.1. (Tail behavior of sample partial correlation coefficient). *Let $\hat{\rho}_{ij|S}$ be the sample partial correlation coefficient between X_i and X_j , where $i, j \notin S$, holding X_S fixed based on n samples from a p -dimensional normal distribution and the corresponding population partial correlation coefficient is $\rho_{ij|S}$, where $0 \leq |\rho_{ij|S}| < 1$ and $|S| = d_S < p$. Then*

$$P(|\hat{\rho}_{ij|S} - \rho_{ij|S}| > \epsilon) < \frac{21}{(1 - |\rho_{ij|S}|)^2} \frac{\exp\{- (n - d_S)\epsilon^2/4\}}{\epsilon\sqrt{n - d_S}}, \quad 0 < \epsilon < 1 - |\rho_{ij|S}|.$$

Before introducing the next three lemmas, we first define some notations which are used by them and will be carried on using in the following proofs. Let $R_{ij|S} = \{|\hat{\rho}_{ij|S} - \rho_{ij|S}| \leq \epsilon\}$. If $(i, j) \notin E_t$, denote the set of all subsets (of V) which separate node i and j as $\Pi_{ij} = \{S \subseteq V \setminus \{i, j\} : \rho_{ij|S} = 0, (i, j) \notin E_t\}$, $1 \leq i < j \leq p$. Define

$$\begin{aligned} \Delta'_\epsilon &= \left\{ \bigcap_{(i,j) \in E_t} R_{ij|V \setminus \{i,j\}} \right\} \bigcap \left\{ \bigcap_{\substack{(i,j) \notin E_t, \\ \forall S \in \Pi_{ij}}} R_{ij|S} \right\}, \text{ when } p < \infty, \\ \Delta'_\epsilon(n) &= \left\{ \bigcap_{(i,j) \in E_t} R_{ij|V \setminus \{i,j\}} \right\} \bigcap \left\{ \bigcap_{\substack{(i,j) \notin E_t, \\ \forall S \in \Pi_{ij}}} R_{ij|S} \right\}, \text{ when } p \text{ grows with } n, \\ \Delta''_\epsilon(n) &= \left\{ \bigcap_{(i,j) \in E_t} R_{ij|V \setminus \{i,j\}} \right\} \bigcap \left\{ \bigcap_{(i,j) \notin E_t} \left(\bigcap_{S \in \Pi_{ij}} R_{ij|S} \right) \right\}, \text{ when } p \text{ grows with } n, \end{aligned}$$

where $\bigcap_{(i,j) \notin E_t, \forall S \in \Pi_{ij}}$ means intersection of $R_{ij|S}$ over all pairs of $(i, j) \notin E_t$ and for each pair any set of $S \in \Pi_{ij}$ can be used. The n in the bracket means the number of intersections depends on n . (When p grows with n , the number of edges in the true graph depends on n also.)

Lemma A.1. (Sample partial correlation simultaneous bounds for pairwise Bayes factor in finite graphs). *When the graph dimension p is finite, assume $\rho_U \neq 1$. Let $\epsilon_1(n) = \sqrt{\frac{\log(n-p)}{\tau(n-p)}}$. If $\tau > 0$, then $\mathbb{P}(\Delta'_{\epsilon_1}) \rightarrow 1$ as $n \rightarrow \infty$.*

Proof. For finite p , $\rho_U \neq 1$ is a positive constant which does not depend on n . By Corollary A.1, we have

$$\begin{aligned} \mathbb{P}(\Delta'_{\epsilon_1}) &\geq 1 - \mathbb{P}\left\{ \bigcup_{(i,j) \in E_t} R_{ij|V \setminus \{i,j\}}^C \right\} - \mathbb{P}\left\{ \bigcup_{\substack{(i,j) \notin E_t, \\ \forall S \in \Pi_{ij}}} R_{ij|S}^C \right\} \\ &\geq 1 - 21 \left\{ \frac{|E_t|}{(1 - \rho_U)^2} + p^2 - |E_t| \right\} (n-p)^{-\frac{1}{4\tau}} \left\{ \frac{1}{\tau} \log(n-p) \right\}^{-\frac{1}{2}} \\ &\rightarrow 1, \text{ as } n \rightarrow \infty. \end{aligned}$$

□

Lemma A.2. (Sample partial correlation simultaneous bounds for posterior ratio in high-dimensional graphs). *Under Assumption 4.1, i.e. the graph dimension $p = O(n^\alpha)$ grows with sample size n , where $0 < \alpha < 1$. Let $\epsilon_2(n) = (n-p)^{-\beta}$. If $0 < \beta < \frac{1}{2}$, under Assumption 4.5, then $\mathbb{P}\{\Delta'_{\epsilon_2}(n)\} \rightarrow 1$ as $n \rightarrow \infty$.*

Proof. By Corollary A.1, we have

$$\begin{aligned} \mathbb{P}\{\Delta'_{\epsilon_2}(n)\} &\geq 1 - \mathbb{P}\left\{ \bigcup_{(i,j) \in E_t} R_{ij|V \setminus \{i,j\}}^C \right\} - \mathbb{P}\left\{ \bigcup_{\substack{(i,j) \notin E_t, \\ \forall S \in \Pi_{ij}}} R_{ij|S}^C \right\} \\ &\geq 1 - 21 \left\{ \frac{|E_t|}{(1 - \rho_U)^2} + p^2 - |E_t| \right\} (n-p)^{\beta - \frac{1}{2}} \exp\left\{ -\frac{1}{4}(n-p)^{1-2\beta} \right\} \\ &\rightarrow 1, \text{ as } n \rightarrow \infty. \end{aligned}$$

□

Proposition A.3. (Lower and upper bound of binomial coefficient).

$$\left(\frac{n}{k}\right)^k \leq \binom{n}{k} \leq \left(\frac{en}{k}\right)^k,$$

where $k \leq n$ and k, n are positive integers.

Lemma A.3. (Sample partial correlation simultaneous bounds for strong selection consistency in high-dimensional graphs). *Under Assumption 4.1, i.e. the graph dimension $p = O(n^\alpha)$ grows with sample size n , where $0 < \alpha < 1$. Let $\epsilon_3(n) = (n-p)^{-\beta}$, where $0 < \beta < \frac{1}{2}$. If $\alpha + 2\beta < 1$, under Assumption 4.5, then $\mathbb{P}\{\Delta''_{\epsilon_3}(n)\} \rightarrow 1$ as $n \rightarrow \infty$.*

Proof. By Corollary A.1, we have

$$\begin{aligned} \mathbb{P}\{\Delta''_{\epsilon_3}(n)\} &\geq 1 - \mathbb{P}\left\{\bigcup_{(i,j) \in E_t} R_{ij|V \setminus \{i,j\}}^C\right\} - \mathbb{P}\left\{\bigcup_{(i,j) \notin E_t} \left(\bigcup_{S \in \Pi_{ij}} R_{ij|S}^C\right)\right\} \\ &\geq 1 - \sum_{(i,j) \in E_t} \mathbb{P}(R_{ij|V \setminus \{i,j\}}^C) - \sum_{(i,j) \notin E_t} \sum_{|S|=0}^{p-2} \binom{p-2}{|S|} \mathbb{P}(R_{ij|S}^C) \\ &\geq 1 - |E_t| \mathbb{P}(R_{ij|V \setminus \{i,j\}}^C) - \sum_{(i,j) \notin E_t} \sum_{|S|=0}^{p-2} (2e)^{p/2} \mathbb{P}(R_{ij|S}^C) \\ &\geq 1 - 21 \left\{ \frac{|E_t|}{(1-\rho_U)^2} + p^3 e^p \right\} (n-p)^{\beta-\frac{1}{2}} \exp\left\{-\frac{1}{4}(n-p)^{1-2\beta}\right\} \\ &\rightarrow 1, \text{ as } n \rightarrow \infty. \end{aligned}$$

□

Proposition A.4. (Sharp bounds for Beta CDF [40]). *Assume $Z \sim \text{Beta}(a, b)$, then*

$$\begin{aligned} P(Z \leq z) &< \frac{z^a(1-z)^b}{B(a,b)\{a - (a+b)z\}}, \quad z < \frac{a}{a+b}, \\ P(Z > z) &< \frac{z^a(1-z)^b}{B(a,b)\{(a+b)z - a\}}, \quad z > \frac{a}{a+b}, \end{aligned}$$

where $B(a, b) = \frac{\Gamma(a)\Gamma(b)}{\Gamma(a+b)}$.

Theorem A.5. (Exact convergence rate of sample correlation coefficient when population correlation coefficient is zero). *Let $\hat{\rho}_{ij}$ be the sample correlation coefficient between X_i and X_j with n samples from a p -dimensional normal distribution. Assume its corresponding population correlation coefficient ρ_{ij} is zero. For any $0 < \epsilon < 1/2$, there exist two finite constant $0 < M_1(\epsilon) < 1/4$ and $M_2(\epsilon) > 3$, such that*

$$\mathbb{P}\left(\hat{\rho}_{ij}^2 < \frac{M_1}{n}\right) < \epsilon, \quad \mathbb{P}\left(\hat{\rho}_{ij}^2 > \frac{M_2}{n}\right) < \epsilon, \quad \text{for any } n > 3.$$

Proof. By Theorem A.1, we know $\hat{\rho}_{ij}^2 \sim \text{Beta}\left(\frac{1}{2}, \frac{n-2}{2}\right)$. For any given ϵ , where $0 < \epsilon < \frac{1}{2}$, let $M_1 = \left(\frac{\epsilon}{\epsilon+1}\right)^2 < \frac{1}{4}$ and $M_2 = 6 \log\left(\frac{5}{\epsilon}\right) > 3$. Thus, $\frac{M_1}{n} < \frac{1/2}{1/2+(n-2)/2}$ and $\frac{M_2}{n} > \frac{1/2}{1/2+(n-2)/2}$. By Proposition A.4,

$$\begin{aligned} \mathbb{P}\left(\hat{\rho}_{ij}^2 < \frac{M_1}{n}\right) &< \frac{\left(\frac{M_1}{n}\right)^{\frac{1}{2}} \left(1 - \frac{M_1}{n}\right)^{\frac{n-2}{2}}}{B\left(\frac{1}{2}, \frac{n-2}{2}\right) \left(\frac{1}{2} - \frac{n-1}{2} \frac{M_1}{n}\right)} \\ &< \frac{\Gamma\left(\frac{n-1}{2}\right)}{\Gamma\left(\frac{n-2}{2}\right) \sqrt{\pi}} \sqrt{\frac{M_1}{n}} \exp\left(-\frac{M_1}{2} \frac{n-2}{n}\right) \left(\frac{1}{2} - \frac{M_1}{2} \frac{n-1}{n}\right)^{-1} \\ &< \sqrt{\frac{n-2}{2n}} \sqrt{\frac{M_1}{\pi}} \left(\frac{1}{2} - \frac{M_1}{2}\right)^{-1} \\ &< \frac{\sqrt{M_1}}{1 - \sqrt{M_1}} = \epsilon, \\ \mathbb{P}\left(\hat{\rho}_{ij}^2 > \frac{M_2}{n}\right) &< \frac{\left(\frac{M_2}{n}\right)^{\frac{1}{2}} \left(1 - \frac{M_2}{n}\right)^{\frac{n-2}{2}}}{B\left(\frac{1}{2}, \frac{n-2}{2}\right) \left(\frac{n-1}{2} \frac{M_2}{n} - \frac{1}{2}\right)} \\ &< \frac{\Gamma\left(\frac{n-1}{2}\right)}{\Gamma\left(\frac{n-2}{2}\right) \sqrt{\pi}} \sqrt{\frac{M_2}{n}} \exp\left(-\frac{M_2}{2} \frac{n-2}{n}\right) \left(\frac{M_2}{2} \frac{n-1}{n} - \frac{1}{2}\right)^{-1} \end{aligned}$$

$$\begin{aligned}
&< \sqrt{\frac{M_2}{2\pi}} \exp\left(-\frac{M_2}{6}\right) \left(\frac{M_2}{2} \frac{1}{2} - \frac{1}{2}\right)^{-1} \\
&< 5 \exp\left(-\frac{M_2}{6}\right) = \epsilon.
\end{aligned}$$

□

The next corollary is an immediate result from Theorem A.4 and A.5.

Corollary A.2. (Exact convergence rate of sample partial correlation coefficient when population partial correlation coefficient is zero). *Let $\hat{\rho}_{ij|S}$ be the sample partial correlation coefficient between X_i and X_j , where $i, j \notin S$, holding X_S fixed based on n samples from a p -dimensional normal distribution. Assume its corresponding population partial correlation coefficient $\rho_{ij|S}$ is zero. For any $0 < \epsilon < 1/2$, there exist two finite constant $0 < M_1(\epsilon) < 1/4$ and $M_2(\epsilon) > 3$, such that*

$$\mathbb{P}\left(\hat{\rho}_{ij|S}^2 < \frac{M_1}{n - d_S}\right) < \epsilon, \quad \mathbb{P}\left(\hat{\rho}_{ij|S}^2 > \frac{M_2}{n - d_S}\right) < \epsilon, \quad \text{for any } n > d_S + 3, \quad d_S = |S|.$$

Lemma A.4. (Sample partial correlation simultaneous sharp bounds when population partial correlations are zero). *When the graph dimension p is finite, for any $0 < \epsilon < 1/2$, there exist two finite constant $0 < M_1(\epsilon) < 1/4$ and $M_2(\epsilon) > 3$, define*

$$R_{ij|S}^0 = \left\{ \frac{M_1}{n} < \hat{\rho}_{ij|S}^2 < \frac{M_2}{n - p} \right\}, \quad \Delta_\epsilon^0 = \bigcap_{\substack{(i,j) \notin E_t, \\ \forall S \in \Pi_{ij}}} R_{ij|S}^0,$$

such that $\mathbb{P}(\Delta_\epsilon^0) > 1 - \epsilon$, when $n > p + 3$.

Proof. For any $0 < \epsilon < 1/2$, let

$$M_1 = \left(\frac{\epsilon/p^2}{\epsilon/p^2 + 2} \right)^2, \quad M_2 = 6 \log \left(\frac{10p^2}{\epsilon} \right).$$

By Theorem A.5 and Corollary A.2,

$$\mathbb{P}\left(\hat{\rho}_{ij|S} < \frac{M_1}{n}\right) < \frac{\epsilon}{2p^2}, \quad \mathbb{P}\left(\hat{\rho}_{ij|S} > \frac{M_2}{n - p}\right) < \frac{\epsilon}{2p^2},$$

for all $\hat{\rho}_{ij|S}$ such that $(i, j) \notin E_t$ and $S \in \Pi_{ij}$. Therefore,

$$\begin{aligned}
\mathbb{P}(\Delta_\epsilon^0) &\geq 1 - \sum_{\substack{(i,j) \notin E_t, \\ \forall S \in \Pi_{ij}}} \mathbb{P}\left(\hat{\rho}_{ij|S}^2 < \frac{M_1}{n}\right) - \sum_{\substack{(i,j) \notin E_t, \\ \forall S \in \Pi_{ij}}} \mathbb{P}\left(\hat{\rho}_{ij|S}^2 > \frac{M_2}{n - p}\right) \\
&> 1 - p^2 \cdot \frac{\epsilon}{2p^2} - p^2 \cdot \frac{\epsilon}{2p^2} = 1 - \epsilon.
\end{aligned}$$

□

Corollary A.3. *When the graph dimension p grows with n , for any $0 < \epsilon < 1/2$ and any positive integer δ , there exist two finite constant $0 < M_1(\epsilon) < 1/4$ and $M_2(\epsilon) > 3$, define*

$$R_{ij|S}^0 = \left\{ \frac{M_1}{n} < \hat{\rho}_{ij|S}^2 < \frac{M_2}{n - p} \right\}, \quad \Delta_\epsilon^{0+} = \bigcap_{(i,j,S) \in \bar{E}_t} R_{ij|S}^0,$$

where

$$\bar{E}_t = \{(i, j, S) : (i, j) \notin E_t, S \in \Pi_{ij}, |\bar{E}_t| = \delta < \infty\},$$

we have $\mathbb{P}(\Delta_\epsilon^{0+}) > 1 - \epsilon$, when $n > p + 3$.

Proof. Let

$$M_1 = \left(\frac{\epsilon/\delta}{\epsilon/\delta + 2} \right)^2, \quad M_2 = 6 \log \left(\frac{10\delta}{\epsilon} \right).$$

The rest of the proof proceeds the same as Lemma A.4. □

APPENDIX B. ENUMERATING BAYES FACTORS IN THE DELETION CASE

Theorem B.1. (Condition of proper deletion while maintaining decomposability [19, 29, 21, 42]). *Removing an edge (x, y) from a decomposable graph G will result in a decomposable graph if and only if node x and y are contained in exactly one clique.*

For the rest of this paper, we use lower-case letter x, y alone or with subscripts to represent nodes in the graph. We use the term “deletion” *only* in the case of deleting true edges. And true edges are the edges in the true graph G_t . Let $G_{+(x,y) \in E_t}$ and $G_{-(x,y) \in E_t}$ be any decomposable graph with and without the true edge (x, y) , respectively. The remaining edges (excepting the true edge (x, y)) stays the same. (Notice $G_{+(x,y) \in E_t}$ does not need to be the true graph, except just containing the true edge (x, y) .) Thus $G_{-(x,y) \in E_t}$ can be seen as the result of deleting the true edge (x, y) from $G_{+(x,y) \in E_t}$. From Theorem B.1, we know node x and y are contained in exactly one clique of $G_{+(x,y) \in E_t}$. The following Lemma B.1 provides upper and lower bound for Bayes factor in favor of deleting a true edge.

Lemma B.1. (Bayes factor of deleting one single true edge). *Denote C to be the only clique in $G_{+(x,y) \in E_t}$ that contains node x and y . Let $S = C \setminus \{x, y\}$. Then,*

$$\begin{aligned} \left(1 + \frac{1}{g}\right) \sqrt{\frac{b + d_S - \frac{1}{2}}{b + n + d_S}} (1 - \hat{\rho}_{xy|S}^2)^{\frac{n}{2}} &< \text{BF}(G_{-(x,y) \in E_t}; G_{+(x,y) \in E_t}) \\ &< \left(1 + \frac{1}{g}\right) \sqrt{\frac{b + d_S}{b + n + d_S - \frac{1}{2}}} (1 - \hat{\rho}_{xy|S}^2)^{\frac{n}{2}}, \end{aligned}$$

where $d_S = |S| < p$. When $S = \emptyset$, $d_S = 0$ and the sample partial correlation coefficient $\hat{\rho}_{xy|S}$ becomes the sample correlation coefficient $\hat{\rho}_{xy}$.

Proof. To proof this lemma, we enumerate all scenarios and calculate the Bayes factor above for every case. Similar enumeration also appears in [22].

CASE 1: Node x and y are contained in one clique C of $G_{+(x,y) \in E_t}$ which only has node x and y . In other words, removing edge (x, y) will result in adding an empty separator to the junction tree and also disconnecting clique C_1 and C_2 , where C_1 is the clique before C and C_2 is the clique after C . They remain unchanged after deleting edge (x, y) . This is the special scenario of CASE 2 where $S = \emptyset$. Figure 7 illustrates the result of deleting edge (x, y) from $G_{+(x,y) \in E_t}$. Only the parts which are relative to the deletion are shown, the rest of the junction tree is omitted and will remain unchanged after the deletion. We use ellipses to denote cliques and squares to denote separators in the junction tree.

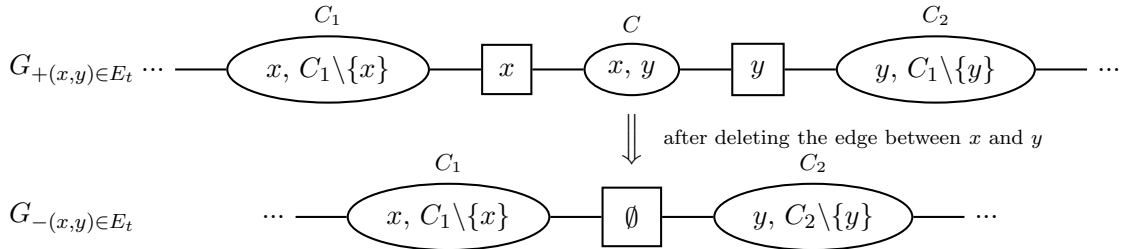


FIGURE 7. Node x and y are in only one clique of $G_{+(x,y) \in E_t}$ that only contains themselves.

$$\text{BF}(G_{-(x,y) \in E_t}; G_{+(x,y) \in E_t})$$

$$\begin{aligned}
&= \frac{f(Y \mid G_{-(x,y) \in E_t})}{f(Y \mid G_{+(x,y) \in E_t})} = \frac{1}{\frac{w(\{x,y\})}{w(\{x\}) \cdot w(\{y\})}} = \frac{w(\{x\}) \cdot w(\{y\})}{w(\{x,y\})} \\
&= \left(1 + \frac{1}{g}\right) \frac{\Gamma_2(\frac{b+1}{2})\Gamma_2(\frac{b+n}{2})}{\Gamma^2(\frac{b}{2})\Gamma_2(\frac{b+n+1}{2})} \left(\frac{|Y_{xy}^T Y_{xy}|}{|Y_x^T Y_x| \cdot |Y_y^T Y_y|}\right)^{\frac{n}{2}} \\
&= \left(1 + \frac{1}{g}\right) \frac{\Gamma(\frac{b+1}{2})\Gamma(\frac{b+n}{2})}{\Gamma(\frac{b}{2})\Gamma(\frac{b+n+1}{2})} \left(\frac{Y_x^T Y_x \cdot Y_y^T Y_y - (Y_x^T Y_y)^2}{Y_x^T Y_x \cdot Y_y^T Y_y}\right)^{\frac{n}{2}} \\
&= \left(1 + \frac{1}{g}\right) \frac{\Gamma(\frac{b+1}{2})\Gamma(\frac{b+n}{2})}{\Gamma(\frac{b}{2})\Gamma(\frac{b+n+1}{2})} (1 - \hat{\rho}_{xy}^2)^{\frac{n}{2}}.
\end{aligned}$$

By Proposition A.2,

$$\sqrt{\frac{b-1}{2} + \frac{1}{4}} < \frac{\Gamma(\frac{b+1}{2})}{\Gamma(\frac{b}{2})} < \sqrt{\frac{b}{2}}, \quad \frac{1}{\sqrt{\frac{b+n}{2}}} < \frac{\Gamma(\frac{b+n}{2})}{\Gamma(\frac{b+n+1}{2})} < \frac{1}{\sqrt{\frac{b+n-1}{2} + \frac{1}{4}}}.$$

Thus,

$$\left(1 + \frac{1}{g}\right) \sqrt{\frac{b-\frac{1}{2}}{b+n}} (1 - \hat{\rho}_{xy}^2)^{\frac{n}{2}} < \text{BF}(G_{-(x,y) \in E_t}; G_{+(x,y) \in E_t}) < \left(1 + \frac{1}{g}\right) \sqrt{\frac{b}{b+n-\frac{1}{2}}} (1 - \hat{\rho}_{xy}^2)^{\frac{n}{2}}.$$

CASE 2: Node x and y are contained in only one clique C of $G_{+(x,y) \in E_t}$ which consists of node x , y and a non-empty set S .

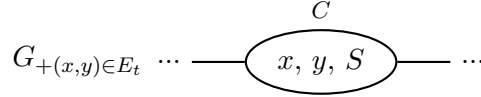


FIGURE 8. When S is a non-empty set in $G_{+(x,y) \in E_t}$.

CASE 2.1: Both $\{x, S\}$ and $\{y, S\}$ are not separators in $G_{+(x,y) \in E_t}$. The cliques containing $\{x, S\}$ and $\{y, S\}$ are exactly $\{x, S\}$ and $\{y, S\}$ after the deletion in $G_{-(x,y) \in E_t}$, respectively [22]. Figure 9 illustrates this scenario.

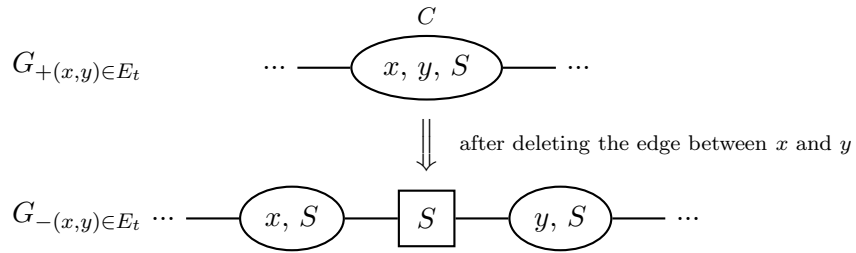


FIGURE 9. Both $\{x, S\}$ and $\{y, S\}$ are not in other cliques of $G_{+(x,y) \in E_t}$.

Let

$$\begin{aligned}
\hat{\Sigma}_{SS} &= Y_S^T Y_S, \\
\hat{H}_S &= Y_S (Y_S^T Y_S)^{-1} Y_S^T, \\
\hat{\Sigma}_{xx|S} &= Y_x^T Y_x - Y_x^T \hat{H}_S Y_x, \\
\hat{\Sigma}_{yy|S} &= Y_y^T Y_y - Y_y^T \hat{H}_S Y_y, \\
\hat{\Sigma}_{xy|S} &= Y_x^T Y_y - Y_x^T \hat{H}_S Y_y.
\end{aligned}$$

Then we have

$$\begin{aligned}
 |Y_{xyS}^T Y_{xyS}| &= \begin{vmatrix} Y_x^T Y_x & Y_x^T Y_y & Y_x^T Y_S \\ Y_y^T Y_x & Y_y^T Y_y & Y_y^T Y_S \\ Y_S^T Y_x & Y_S^T Y_y & Y_S^T Y_S \end{vmatrix} = |Y_S^T Y_S| \cdot \begin{vmatrix} Y_x^T Y_x - Y_x^T \hat{H}_S Y_x & Y_x^T Y_y - Y_x^T \hat{H}_S Y_y \\ Y_y^T Y_x - Y_y^T \hat{H}_S Y_x & Y_y^T Y_y - Y_y^T \hat{H}_S Y_y \end{vmatrix} \\
 &= |\hat{\Sigma}_{SS}| \cdot (\hat{\Sigma}_{xx|S} \hat{\Sigma}_{yy|S} - \hat{\Sigma}_{xy|S}^2), \\
 |Y_{xS}^T Y_{xS}| &= \begin{vmatrix} Y_x^T Y_x & Y_x^T Y_S \\ Y_S^T Y_x & Y_S^T Y_S \end{vmatrix} = |Y_S^T Y_S| \cdot |Y_x^T Y_x - Y_x^T \hat{H}_S Y_x| = |\hat{\Sigma}_{SS}| \cdot \hat{\Sigma}_{xx|S}, \\
 |Y_{yS}^T Y_{yS}| &= \begin{vmatrix} Y_y^T Y_y & Y_y^T Y_S \\ Y_S^T Y_y & Y_S^T Y_S \end{vmatrix} = |Y_S^T Y_S| \cdot |Y_y^T Y_y - Y_y^T \hat{H}_S Y_y| = |\hat{\Sigma}_{SS}| \cdot \hat{\Sigma}_{yy|S}.
 \end{aligned}$$

$$\begin{aligned}
 &\text{BF}(G_{-(x,y) \in E_t}; G_{+(x,y) \in E_t}) \\
 &= \frac{f(Y | G_{-(x,y) \in E_t})}{f(Y | G_{+(x,y) \in E_t})} = \frac{\frac{w(\{x,S\}) \cdot w(\{y,S\})}{w(S)}}{w(\{x,y,S\})} = \frac{w(\{x,S\}) \cdot w(\{y,S\})}{w(S) \cdot w(\{x,y,S\})} \\
 &= \left(1 + \frac{1}{g}\right) \frac{\Gamma_{d_S}(\frac{b+d_S-1}{2}) \Gamma_{d_S+2}(\frac{b+d_S+1}{2}) \Gamma_{d_S+1}^2(\frac{b+n+d_S}{2})}{\Gamma_{d_S+1}^2(\frac{b+d_S}{2}) \Gamma_{d_S}(\frac{b+n+d_S-1}{2}) \Gamma_{d_S+2}(\frac{b+n+d_S+1}{2})} \left(\frac{|Y_S^T Y_S| \cdot |Y_{xyS}^T Y_{xyS}|}{|Y_{xS}^T Y_{xS}| \cdot |Y_{yS}^T Y_{yS}|} \right)^{\frac{n}{2}} \\
 &= \left(1 + \frac{1}{g}\right) \frac{\Gamma(\frac{b+d_S+1}{2}) \Gamma(\frac{b+n+d_S}{2})}{\Gamma(\frac{b+d_S}{2}) \Gamma(\frac{b+n+d_S+1}{2})} \left(\frac{\hat{\Sigma}_{xx|S} \hat{\Sigma}_{yy|S} - \hat{\Sigma}_{xy|S}^2}{\hat{\Sigma}_{xx|S} \hat{\Sigma}_{yy|S}} \right)^{\frac{n}{2}} \\
 &= \left(1 + \frac{1}{g}\right) \frac{\Gamma(\frac{b+d_S+1}{2}) \Gamma(\frac{b+n+d_S}{2})}{\Gamma(\frac{b+d_S}{2}) \Gamma(\frac{b+n+d_S+1}{2})} (1 - \hat{\rho}_{xy|S}^2)^{\frac{n}{2}}.
 \end{aligned}$$

By Proposition A.2,

$$\sqrt{\frac{b+d_S-1}{2} + \frac{1}{4}} < \frac{\Gamma(\frac{b+d_S+1}{2})}{\Gamma(\frac{b+d_S}{2})} < \sqrt{\frac{b+d_S}{2}}, \quad \frac{1}{\sqrt{\frac{b+n+d_S}{2}}} < \frac{\Gamma(\frac{b+n+d_S}{2})}{\Gamma(\frac{b+n+d_S+1}{2})} < \frac{1}{\sqrt{\frac{b+n+d_S-1}{2} + \frac{1}{4}}}.$$

Thus,

$$\begin{aligned}
 \left(1 + \frac{1}{g}\right) \sqrt{\frac{b+d_S-\frac{1}{2}}{b+n+d_S}} (1 - \hat{\rho}_{xy|S}^2)^{\frac{n}{2}} &< \text{BF}(G_{-(x,y) \in E_t}; G_{+(x,y) \in E_t}) \\
 &< \left(1 + \frac{1}{g}\right) \sqrt{\frac{b+d_S}{b+n+d_S-\frac{1}{2}}} (1 - \hat{\rho}_{xy|S}^2)^{\frac{n}{2}}.
 \end{aligned}$$

CASE 2.2: Only one of $\{x, S\}$ and $\{y, S\}$ is a separator in $G_{+(x,y) \in E_t}$. The cliques containing $\{x, S\}$ or $\{y, S\}$ are a superset of $\{x, S\}$ or $\{y, S\}$ after the deletion in $G_{-(x,y) \in E_t}$, respectively [22]. Figure 10 shows when $\{x, S\}$ is in other cliques (only one of those supersets is shown here which is $\{x, S, P\}$ and $P \neq \emptyset$, others are omitted for simplicity), thus $\{x, S\}$ is a separator in $G_{+(x,y) \in E_t}$. Figure 11 shows when $\{y, S\}$ is in other cliques (which is $\{y, S, Q\}$ and $Q \neq \emptyset$), thus $\{y, S\}$ is a separator in $G_{+(x,y) \in E_t}$.

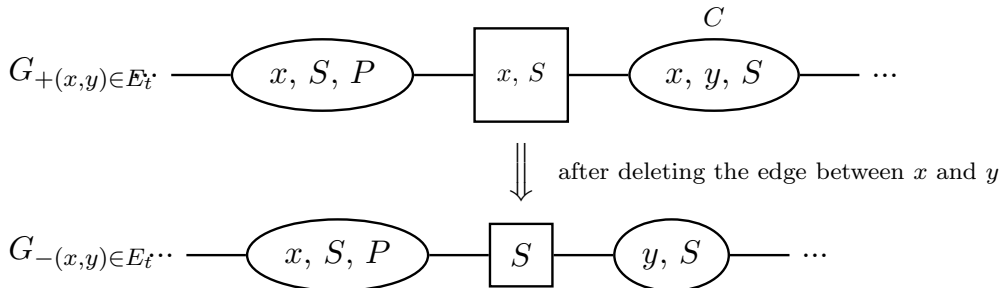


FIGURE 10. Only x and S are in a superset $\{x, S, P\}$ of $G_{+(x,y) \in E_t}$.

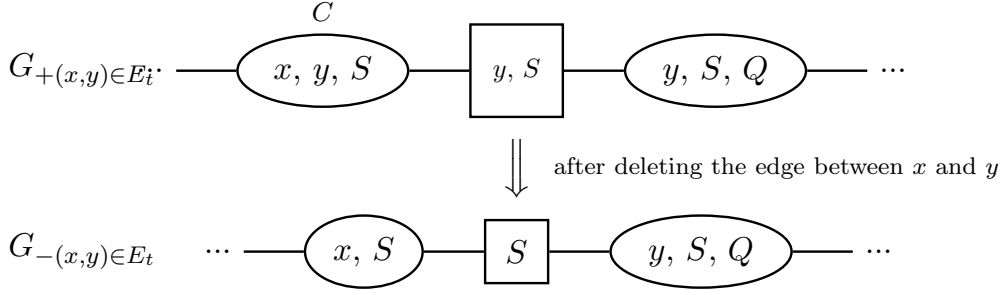


FIGURE 11. Only y and S are in a superset $\{y, S, Q\}$ of $G_{+(x,y) \in E_t}$.

$$\text{BF}(G_{-(x,y) \in E_t}; G_{+(x,y) \in E_t}) = \frac{w(\{x, S\}) \cdot w(\{y, S\})}{w(S) \cdot w(\{x, y, S\})}.$$

This is the same as **CASE 2.1**.

CASE 2.3: Both $\{x, S\}$ and $\{y, S\}$ are separators in $G_{+(x,y) \in E_t}$. The cliques containing both $\{x, S\}$ and $\{y, S\}$ are supersets of them after the deletion in $G_{-(x,y) \in E_t}$ [22]. Figure 12 shows $\{x, S\}$ in superset $\{x, S, P\}$ and $\{y, S\}$ in superset $\{y, S, Q\}$, where $P, Q \neq \emptyset$ and $P \cap Q = \emptyset$, thus $\{x, S\}$ and $\{y, S\}$ are separators in $G_{+(x,y) \in E_t}$.

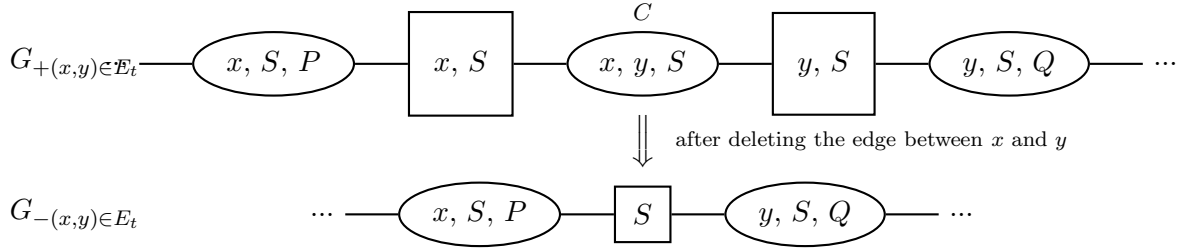


FIGURE 12. $\{x, S\}$ and $\{y, S\}$ are in superset $\{x, S, P\}$ and $\{y, S, Q\}$ of $G_{+(x,y) \in E_t}$, respectively.

$$\text{BF}(G_{-(x,y) \in E_t}; G_{+(x,y) \in E_t}) = \frac{w(\{x, S\}) \cdot w(\{y, S\})}{w(S) \cdot w(\{x, y, S\})}.$$

This is also the same as **CASE 2.1**. □

APPENDIX C. ENUMERATING BAYES FACTORS IN THE ADDITION CASE

Theorem C.1. (Condition of proper addition while maintaining decomposability [19, 21, 42]). *Adding an edge (x, y) to a decomposable graph G will result in a decomposable graph if and only if x and y are unconnected and contained in cliques that are adjacent in some junction tree of G .*

Notice we use the term “addition” only in the case of adding false edges, i.e., edges which are not in the true graph G_t . Let $G_{+(x,y) \notin E_t}$ and $G_{-(x,y) \notin E_t}$ be any decomposable graph with and without the false edge (x, y) , respectively. And except the false edge (x, y) , the rest of them are the same. ($G_{-(x,y) \notin E_t}$ does not need to be the true graph, except not having the false edge (x, y) .) Therefore, $G_{+(x,y) \notin E_t}$ can be seen as the result of adding the false edge (x, y) to $G_{-(x,y) \notin E_t}$. By Theorem C.1, we know node x and y are contained in cliques that are adjacent in at least one junction tree of $G_{-(x,y) \notin E_t}$. Thus we have the following lemma.

Lemma C.1. (Bayes factor of adding one single false edge). *Let C_1 and C_2 be the cliques which contain x and y , respectively. Assume C_1 and C_2 are two adjacent nodes in at least one junction tree of $G_{-(x,y) \notin E_t}$. Let $S = C_1 \cap C_2$. Then,*

$$\begin{aligned} \left(\frac{g}{g+1}\right) \sqrt{\frac{b+n+d_S-\frac{1}{2}}{b+d_S}} (1-\hat{\rho}_{xy|S}^2)^{-\frac{n}{2}} &< \text{BF}(G_{+(x,y) \notin E_t}; G_{-(x,y) \notin E_t}) \\ &< \left(\frac{g}{g+1}\right) \sqrt{\frac{b+n+d_S}{b+d_S-\frac{1}{2}}} (1-\hat{\rho}_{xy|S}^2)^{-\frac{n}{2}}, \end{aligned}$$

where $d_S = |S| < p$. When $S = \emptyset$, $d_S = 0$ and the sample partial correlation coefficient $\hat{\rho}_{xy|S}$ becomes the sample correlation coefficient $\hat{\rho}_{xy}$.

Proof. Similar to the deletion case, we enumerate all scenarios and calculate the corresponding Bayes factors. The addition case can be partially seen as the reversion of the deletion case, only the edge added here is *not* a true edge. Same enumeration can be found in the appendix of [21].

CASE 1: Clique C_1 and C_2 are disconnected in $G_{-(x,y) \notin E_t}$, i.e. node x and y are not adjacent and not connected. (The graph can be seen as two separate subgraphs.) In other words, adding edge (x, y) will result in creating a new clique to the current junction tree of $G_{-(x,y) \notin E_t}$, and also connecting clique C_1 and C_2 . They remain unchanged after adding edge (x, y) . This is the special scenario of CASE 2 where $S = \emptyset$. Figure 13 illustrates the result of adding a false edge (x, y) to $G_{-(x,y) \notin E_t}$. Here $P = C_1 \setminus \{x\}$ and $Q = C_2 \setminus \{y\}$, thus $P \cap Q = \emptyset$ and $P, Q \neq \emptyset$.

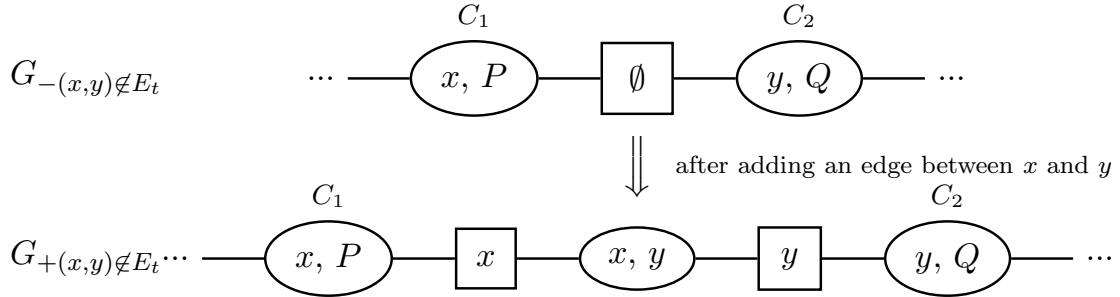


FIGURE 13. Clique C_1 and C_2 are disconnected in $G_{-(x,y) \notin E_t}$.

$$\begin{aligned} &\text{BF}(G_{+(x,y) \notin E_t}; G_{-(x,y) \notin E_t}) \\ &= \frac{f(\mathbf{Y} \mid G_{+(x,y) \notin E_t})}{f(\mathbf{Y} \mid G_{-(x,y) \notin E_t})} = \frac{w(\{x, y\})}{w(\{x\}) \cdot w(\{y\})} \\ &= \left(\frac{g}{g+1}\right) \frac{\Gamma^2(\frac{b}{2}) \Gamma_2(\frac{b+n+1}{2})}{\Gamma_2(\frac{b+1}{2}) \Gamma^2(\frac{b+n}{2})} \left(\frac{|\mathbf{Y}_{xy}^T \mathbf{Y}_{xy}|}{|\mathbf{Y}_x^T \mathbf{Y}_x| \cdot |\mathbf{Y}_y^T \mathbf{Y}_y|}\right)^{-\frac{n}{2}} \\ &= \left(\frac{g}{g+1}\right) \frac{\Gamma(\frac{b}{2}) \Gamma(\frac{b+n+1}{2})}{\Gamma(\frac{b+1}{2}) \Gamma(\frac{b+n}{2})} \left(\frac{\mathbf{Y}_x^T \mathbf{Y}_x \cdot \mathbf{Y}_y^T \mathbf{Y}_y - (\mathbf{Y}_x^T \mathbf{Y}_y)^2}{\mathbf{Y}_x^T \mathbf{Y}_x \cdot \mathbf{Y}_y^T \mathbf{Y}_y}\right)^{-\frac{n}{2}} \\ &= \left(\frac{g}{g+1}\right) \frac{\Gamma(\frac{b}{2}) \Gamma(\frac{b+n+1}{2})}{\Gamma(\frac{b+1}{2}) \Gamma(\frac{b+n}{2})} (1 - \hat{\rho}_{xy}^2)^{-\frac{n}{2}}. \end{aligned}$$

By Proposition A.2,

$$\frac{1}{\sqrt{\frac{b}{2}}} < \frac{\Gamma(\frac{b}{2})}{\Gamma(\frac{b+1}{2})} < \frac{1}{\sqrt{\frac{b-1}{2} + \frac{1}{4}}}, \quad \sqrt{\frac{b+n-1}{2} + \frac{1}{4}} < \frac{\Gamma(\frac{b+n+1}{2})}{\Gamma(\frac{b+n}{2})} < \sqrt{\frac{b+n}{2}}.$$

Thus,

$$\left(\frac{g}{g+1}\right) \sqrt{\frac{b+n-\frac{1}{2}}{b}} (1 - \hat{\rho}_{xy}^2)^{-\frac{n}{2}} < \text{BF}(G_{+(x,y) \notin E_t}; G_{-(x,y) \notin E_t}) < \left(\frac{g}{g+1}\right) \sqrt{\frac{b+n}{b-\frac{1}{2}}} (1 - \hat{\rho}_{xy}^2)^{-\frac{n}{2}}.$$

CASE 2: Clique C_1 and C_2 are connected by a non-empty separator S in $G_{-(x,y) \notin E_t}$ and $P \cap Q = \emptyset$.

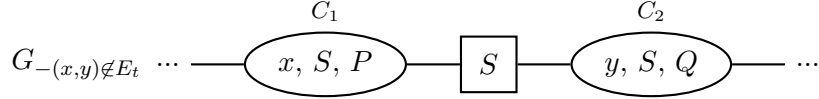


FIGURE 14. When S is a non-empty separator in $G_{-(x,y) \notin E_t}$.

CASE 2.1: When P, Q are both empty sets, i.e. clique C_1 contains only $\{x, S\}$ and clique C_2 contains only $\{y, S\}$ in $G_{-(x,y) \notin E_t}$. In this case, adding an edge between x and y will consolidate C_1 and C_2 to create a single clique which consists of x, y and S . Figure 15 shows this scenario.

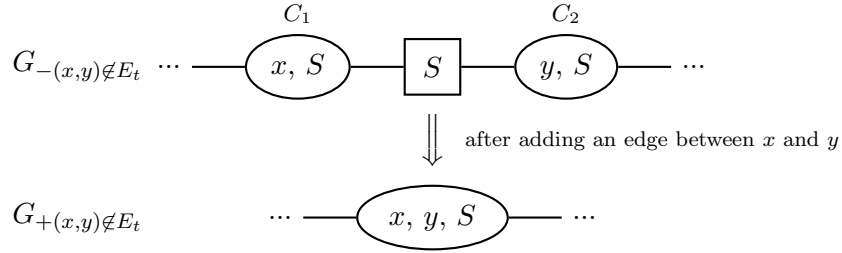


FIGURE 15. When $P, Q = \emptyset$, i.e. $C_1 = \{x, S\}$ and $C_2 = \{y, S\}$ in $G_{-(x,y) \notin E_t}$.

$$\begin{aligned} & \text{BF}(G_{+(x,y) \notin E_t}; G_{-(x,y) \notin E_t}) \\ &= \frac{f(\mathbf{Y} \mid G_{+(x,y) \notin E_t})}{f(\mathbf{Y} \mid G_{-(x,y) \notin E_t})} = \frac{w(\{x, y, S\})}{\frac{w(\{x, S\}) \cdot w(\{y, S\})}{w(S)}} = \frac{w(\{x, y, S\}) \cdot w(S)}{w(\{x, S\}) \cdot w(\{y, S\})} \\ &= \left(\frac{g}{g+1}\right) \frac{\Gamma_{d_S+1}^2(\frac{b+d_S}{2}) \Gamma_{d_S}(\frac{b+n+d_S-1}{2}) \Gamma_{d_S+2}(\frac{b+n+d_S+1}{2})}{\Gamma_{d_S}(\frac{b+d_S-1}{2}) \Gamma_{d_S+2}(\frac{b+d_S+1}{2}) \Gamma_{d_S+1}^2(\frac{b+n+d_S}{2})} \left(\frac{|\mathbf{Y}_S^T \mathbf{Y}_S| \cdot |\mathbf{Y}_{xyS}^T \mathbf{Y}_{xyS}|}{|\mathbf{Y}_{xS}^T \mathbf{Y}_{xS}| \cdot |\mathbf{Y}_{yS}^T \mathbf{Y}_{yS}|} \right)^{-\frac{n}{2}} \\ &= \left(\frac{g}{g+1}\right) \frac{\Gamma(\frac{b+d_S}{2}) \Gamma(\frac{b+n+d_S+1}{2})}{\Gamma(\frac{b+d_S+1}{2}) \Gamma(\frac{b+n+d_S}{2})} \left(\frac{\hat{\Sigma}_{xx|S} \hat{\Sigma}_{yy|S} - \hat{\Sigma}_{xy|S}^2}{\hat{\Sigma}_{xx|S} \hat{\Sigma}_{yy|S}} \right)^{-\frac{n}{2}} \\ &= \left(\frac{g}{g+1}\right) \frac{\Gamma(\frac{b+d_S}{2}) \Gamma(\frac{b+n+d_S+1}{2})}{\Gamma(\frac{b+d_S+1}{2}) \Gamma(\frac{b+n+d_S}{2})} (1 - \hat{\rho}_{xy|S}^2)^{-\frac{n}{2}}. \end{aligned}$$

By Proposition A.2,

$$\frac{1}{\sqrt{\frac{b+d_S}{2}}} < \frac{\Gamma(\frac{b+d_S}{2})}{\Gamma(\frac{b+d_S+1}{2})} < \frac{1}{\sqrt{\frac{b+d_S-1}{2} + \frac{1}{4}}}$$

and

$$\sqrt{\frac{b+n+d_S-1}{2} + \frac{1}{4}} < \frac{\Gamma(\frac{b+n+d_S+1}{2})}{\Gamma(\frac{b+n+d_S}{2})} < \sqrt{\frac{b+n+d_S}{2}}.$$

Thus,

$$\begin{aligned} \left(\frac{g}{g+1}\right) \sqrt{\frac{b+n+d_S-\frac{1}{2}}{b+d_S}} (1-\hat{\rho}_{xy|S}^2)^{-\frac{n}{2}} &< \text{BF}(G_{+(x,y)\notin E_t}; G_{-(x,y)\notin E_t}) \\ &< \left(\frac{g}{g+1}\right) \sqrt{\frac{b+n+d_S}{b+d_S-\frac{1}{2}}} (1-\hat{\rho}_{xy|S}^2)^{-\frac{n}{2}}. \end{aligned}$$

CASE 2.2: One of P, Q is an empty set, i.e. clique C_1 contains only $\{x, S\}$ or clique C_2 contains only $\{y, S\}$ in $G_{-(x,y)\notin E_t}$. In this case, adding an edge between node x and y will not create a new clique, but extending the original separator S by node x or y . Figure 16 shows when $P \neq \emptyset$ and $Q = \emptyset$, where $C_1 = \{x, S, P\}$, $C_2 = \{y, S\}$ in $G_{-(x,y)\notin E_t}$. Figure 17 shows when $Q \neq \emptyset$ and $P = \emptyset$, where $C_1 = \{x, S\}$, $C_2 = \{y, S, Q\}$ in $G_{-(x,y)\notin E_t}$.

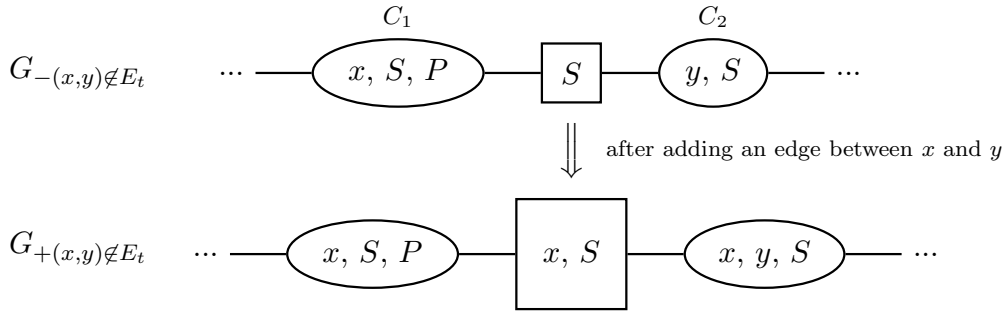


FIGURE 16. $P \neq \emptyset$ and $Q = \emptyset$, where $C_1 = \{x, S, P\}$, $C_2 = \{y, S\}$ in $G_{-(x,y)\notin E_t}$.

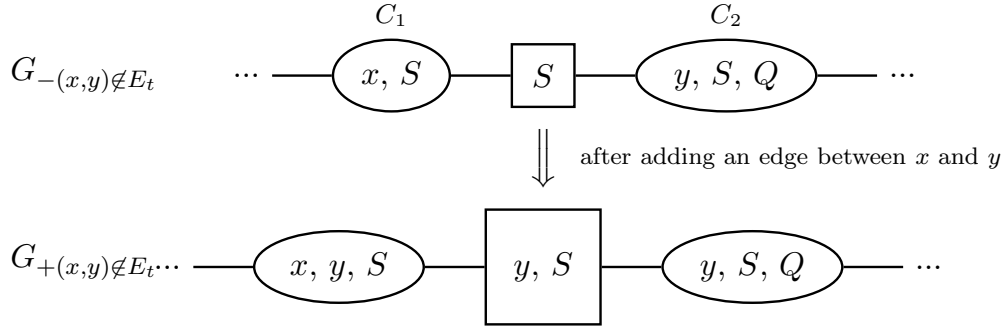


FIGURE 17. $Q \neq \emptyset$ and $P = \emptyset$, where $C_1 = \{x, S\}$, $C_2 = \{y, S, Q\}$ in $G_{-(x,y)\notin E_t}$.

$$\text{BF}(G_{+(x,y)\notin E_t}; G_{-(x,y)\notin E_t}) = \frac{w(\{x, y, S\}) \cdot w(S)}{w(\{x, S\}) \cdot w(\{y, S\})}.$$

This is the same as **CASE 2.1**.

CASE 2.3: When P, Q are both non-empty sets and $P \cap Q = \emptyset$, i.e. $C_1 = \{x, S, P\}$, $C_2 = \{y, S, Q\}$ in $G_{-(x,y)\notin E_t}$. In this case, adding an edge between x and y will create a new clique $\{x, y, S\}$ and two new separators $\{x, S\}$ and $\{y, S\}$. Figure 18 illustrates this case.

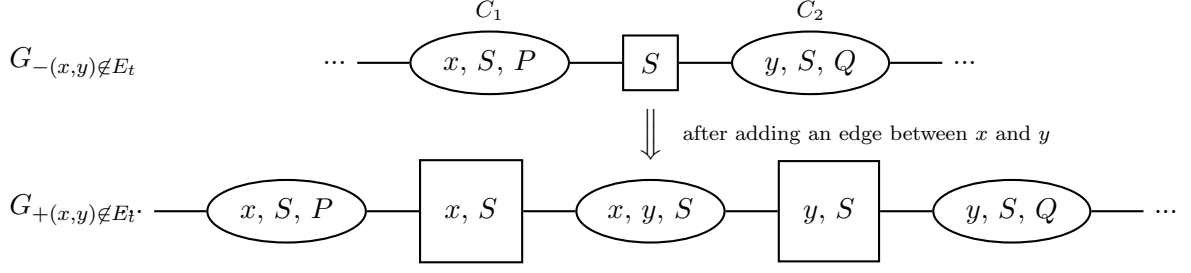


FIGURE 18. $P, Q \neq \emptyset$ and $P \cap Q = \emptyset$, where $C_1 = \{x, S, P\}$, $C_2 = \{y, S, Q\}$ in $G_{-(x,y) \notin E_t}$.

$$\text{BF}(G_{+(x,y) \notin E_t}; G_{-(x,y) \notin E_t}) = \frac{w(\{x, y, S\}) \cdot w(S)}{w(\{x, S\}) \cdot w(\{y, S\})}.$$

This is also the same as **CASE 2.1**. □

APPENDIX D. PAIRWISE BAYES FACTOR CONSISTENCY AND POSTERIOR RATIO CONSISTENCY – ANY GRAPH G_a VERSUS THE TRUE GRAPH G_t

Lemma D.1. (Decomposable graph chain rule [29]). *Let $G = (V, E)$ be a decomposable graph and let $G' = (V, E')$ be a subgraph of G that also is decomposable with $|E \setminus E'| = k$. Then there is an increasing sequence $G' = G_0 \subset G_1 \cdots \subset G_{k-1} \subset G_k = G$ of decomposable graphs that differ by exactly one edge.*

Assume $G_t \not\subset G_a$, then $|E_t| > |E_a^1|$. By Lemma D.1, there exists a decreasing sequence of decomposable graphs from G_c to G_a that differ by exactly one edge, say $\{\overline{G}_i^{c \rightarrow a}\}_{i=0}^{|E_c| - |E_a|}$, where $G_c = \overline{G}_0^{c \rightarrow a} \supseteq \overline{G}_1^{c \rightarrow a} \supseteq \cdots \supseteq \overline{G}_{|E_c| - |E_a| - 1}^{c \rightarrow a} \supseteq \overline{G}_{|E_c| - |E_a|}^{c \rightarrow a} = G_a$. There are $|E_c| - |E_a|$ steps for moving from G_c to G_a . Let $\{\rho_{\overline{x}_i \overline{y}_i | \overline{S}_i}\}_{i=1}^{|E_c| - |E_a|}$ be the corresponding population partial correlation (or correlation, when $\overline{S}_i = \emptyset$) sequence and $\{\text{BF}(\overline{G}_i^{c \rightarrow a}; \overline{G}_{i-1}^{c \rightarrow a})\}_{i=1}^{|E_c| - |E_a|}$ be the corresponding Bayes factor sequence for each step. By that, we mean in the i th step, edge $(\overline{x}_i, \overline{y}_i)$ is removed; $\rho_{\overline{x}_i \overline{y}_i | \overline{S}_i}$ and $\text{BF}(\overline{G}_i^{c \rightarrow a}; \overline{G}_{i-1}^{c \rightarrow a})$ are the population partial correlation and the Bayes factor accordingly, $i = 1, 2, \dots, |E_c| - |E_a|$. \overline{S}_i is the specific separator corresponding to the i th step. Among them $|E_t| - |E_a^1|$ steps are removal of true edges that are deletion cases; $|E_c| - |E_a| - |E_t| + |E_a^1|$ steps are removal of false edges that can be seen as the reciprocal of addition cases.

Lemma D.2. (Origin of the exponential rate in the deletion case). *Assume $G_t \not\subset G_a$. In $\{\rho_{\overline{x}_i \overline{y}_i | \overline{S}_i}\}_{i=1}^{|E_c| - |E_a|}$, among all population partial correlations that are corresponding to the removal of true edges, at least one is non-zero and it is not a population correlation ($\overline{S}_i \neq \emptyset$).*

Proof. There are many sequences of $\{(\overline{x}_i, \overline{y}_i)\}_{i=1}^{|E_c| - |E_a|}$ (in different orders) that can achieve moving from G_c to G_a and still maintaining decomposability along the way. Let $(\overline{x}_*, \overline{y}_*) \in E_t \setminus E_a^1$. Thus $(\overline{x}_*, \overline{y}_*) \in \{(\overline{x}_i, \overline{y}_i)\}_{i=1}^{|E_c| - |E_a|}$. Choose $(\overline{x}_1, \overline{y}_1) = (\overline{x}_*, \overline{y}_*)$. This means the first step is the removal of a true edge in $E_t \setminus E_a^1$ from G_c . Let \overline{S}_* be the corresponding separator. Thus we know $\overline{S}_* = V \setminus \{\overline{x}_*, \overline{y}_*\} \neq \emptyset$, since $(\overline{x}_*, \overline{y}_*)$ is removed from G_c . In fact, the removal of any edge from a complete graph still maintains decomposability, i.e. $\overline{G}_1^{c \rightarrow a}$ is a decomposable graph. Since $(\overline{x}_*, \overline{y}_*) \in E_t$, by the pairwise Markov property, $\rho_{\overline{x}_*, \overline{y}_* | V \setminus \{\overline{x}_*, \overline{y}_*\}} \neq 0$. And $\rho_L \leq |\rho_{\overline{x}_*, \overline{y}_* | V \setminus \{\overline{x}_*, \overline{y}_*\}}| \leq \rho_U$. Therefore, we complete the proof of this lemma. □

Lemma D.3. (The inheritance of separators). *Let $G = (V, E)$ and $G' = (V, E')$ be two undirected graphs (not necessary to be decomposable). Assume $E \subseteq E'$. If $S \subsetneq V$ separates node $x \in V$ from node $y \in V$ in G' , where $(x, y) \notin E'$, then S also separates them in G .*

Proof. Assume S does not separate x from y in G . By the definition of separators, there exists a path from x to y in G , say $x = v_0, v_1, \dots, v_{l-1}, v_l = y$ and $v_i \notin S$, for all $i = 0, 1, \dots, l$. Since $E \subseteq E'$, the path from x to y , $\{v_i\}_{i=1}^{l-1}$, is still a path from x to y in G' . By the definition of separators again, we know that S does not separate x from y in G' . But this contradicts with the assumption in the lemma. Therefore, S separates x from y in G . \square

Assume $G_t \subsetneq G_a$, thus $|E_t| = |E_a^1|$. By Lemma D.1, there exists an increasing sequence of decomposable graphs from G_t to G_a that differ by exactly one edge, say $\{\tilde{G}_i^{t \rightarrow a}\}_{i=0}^{|E_a| - |E_t|}$, where $G_t = \tilde{G}_0^{t \rightarrow a} \subsetneq \tilde{G}_1^{t \rightarrow a} \subsetneq \dots \subsetneq \tilde{G}_{|E_a| - |E_t| - 1}^{t \rightarrow a} \subsetneq \tilde{G}_{|E_a| - |E_t|}^{t \rightarrow a} = G_a$. There are $|E_a| - |E_t|$ steps for moving from G_t to G_a . All of them are addition of false edges that are addition cases. Let $\{\rho_{\tilde{x}_i \tilde{y}_i | \tilde{S}_i}\}_{i=1}^{|E_a| - |E_t|}$ be the corresponding population partial correlation (or correlation, when $\tilde{S}_i = \emptyset$) sequence and $\{\text{BF}(\tilde{G}_i^{t \rightarrow a}; \tilde{G}_{i-1}^{t \rightarrow a})\}_{i=1}^{|E_a| - |E_t|}$ be the corresponding Bayes factor sequence for each step. By that, we mean in the i th step, edge $(\tilde{x}_i, \tilde{y}_i) \notin E_t$ is added; $\rho_{\tilde{x}_i \tilde{y}_i | \tilde{S}_i}$ and $\text{BF}(\tilde{G}_i^{t \rightarrow a}; \tilde{G}_{i-1}^{t \rightarrow a})$ are the population partial correlation and the Bayes factor accordingly, $i = 1, 2, \dots, |E_a| - |E_t|$. \tilde{S}_i is the specific separator corresponding to the i th step.

Lemma D.4. (Origin of the polynomial rate in the addition case). *Assume $G_t \subsetneq G_a$. For any edge sequence $\{(\tilde{x}_i, \tilde{y}_i)\}_{i=1}^{|E_a| - |E_t|}$ from G_t to G_a described above, all population partial correlations in $\{\rho_{\tilde{x}_i \tilde{y}_i | \tilde{S}_i}\}_{i=1}^{|E_a| - |E_t|}$ are zero. (or correlation, when $\tilde{S}_i = \emptyset$)*

Proof. Assume in the i th step, we add edge $(\tilde{x}_i, \tilde{y}_i) \notin E_t$ to graph $\tilde{G}_{i-1}^{t \rightarrow a}$ and \tilde{S}_i is the corresponding separator, where $1 \leq i \leq |E_a| - |E_t|$.

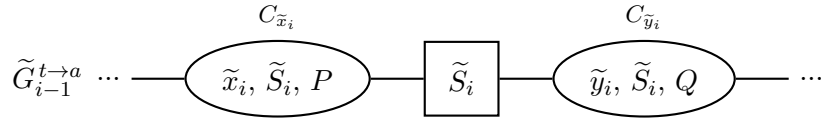


FIGURE 19. $\tilde{G}_{i-1}^{t \rightarrow a}$ before adding edge $(\tilde{x}_i, \tilde{y}_i) \notin E_t$ where $\tilde{S}_i \neq \emptyset$.

First, when $\tilde{S}_i \neq \emptyset$. Since edge $(\tilde{x}_i, \tilde{y}_i) \notin E_t$ is added in the i th step, by Lemma C.1, $C_{\tilde{x}_i}$ and $C_{\tilde{y}_i}$ are adjacent in some junction tree of $\tilde{G}_{i-1}^{t \rightarrow a}$ where $C_{\tilde{x}_i}$ and $C_{\tilde{y}_i}$ are the cliques that contain \tilde{x}_i and \tilde{y}_i , respectively. And \tilde{S}_i is the separator between them, i.e. $\tilde{S}_i = C_{\tilde{x}_i} \cap C_{\tilde{y}_i}$. By the property of junction trees, we know \tilde{S}_i separates \tilde{x}_i from \tilde{y}_i in $\tilde{G}_{i-1}^{t \rightarrow a}$. Since $\{\tilde{G}_i^{t \rightarrow a}\}_{i=0}^{|E_a| - |E_t|}$ is an increasing sequence by edge, by Lemma D.3, we know \tilde{S}_i also separates \tilde{x}_i from \tilde{y}_i in $\tilde{G}_0^{t \rightarrow a} = G_t$. By the global Markov property, $\rho_{\tilde{x}_i \tilde{y}_i | \tilde{S}_i} = 0$.

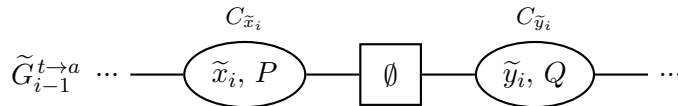


FIGURE 20. $\tilde{G}_{i-1}^{t \rightarrow a}$ before adding edge $(\tilde{x}_i, \tilde{y}_i) \notin E_t$ where $\tilde{S}_i = \emptyset$.

Next, when $\tilde{S}_i = \emptyset$, we show $\rho_{\tilde{x}_i \tilde{y}_i} = 0$. By the property of junction trees, we know node \tilde{x}_i and \tilde{y}_i are disconnected. Furthermore, in the current graph $\tilde{G}_{i-1}^{t \rightarrow a}$, nodes before

clique $C_{\tilde{x}_i}$ (including nodes in $C_{\tilde{x}_i}$) and nodes after clique $C_{\tilde{y}_i}$ (including nodes in $C_{\tilde{y}_i}$) are disconnected. Since $G_t \subsetneq \tilde{G}_{i-1}^{t \rightarrow a}$, then this is also true in G_t . Thus, nodes before clique $C_{\tilde{x}_i}$ (including nodes in $C_{\tilde{x}_i}$) and nodes after clique $C_{\tilde{y}_i}$ (including nodes in $C_{\tilde{y}_i}$) are disconnected in G_t . We can rearrange the precision matrix of G_t into a block matrix such that the block which \tilde{x}_i is in and the block which \tilde{y}_i is in are independent. Therefore, node \tilde{x}_i and \tilde{y}_i are marginally independent in G_t , $\rho_{\tilde{x}_i \tilde{y}_i} = 0$. Notice when $G_a = G_c$ this lemma still holds. \square

For the rest of proofs, when $G_t \not\subseteq G_a$, moving from G_c to G_a is restricted to the order of deleting edges in Lemma D.2 (deleting a true edge at the beginning); when $G_t \subsetneq G_a$, moving from G_t to G_a (or G_c) can be any order of adding edges (as long as decomposability is satisfied) according to Lemma D.4. Following the notations in Lemma D.2 and D.4, we have the decomposition of Bayes factor in favor of G_a as follows.

When $G_t \not\subseteq G_a$,

$$\begin{aligned} \text{BF}(G_a; G_t) &= \frac{f(Y | G_a)}{f(Y | G_t)} = \frac{f(Y | G_a)}{f(Y | G_c)} \cdot \frac{f(Y | G_c)}{f(Y | G_t)} \\ &= \frac{p(Y | G_a)}{p(Y | \tilde{G}_{|E_c| - |E_a| - 1}^{c \rightarrow a})} \frac{p(Y | \tilde{G}_{|E_c| - |E_a| - 1}^{c \rightarrow a})}{p(Y | \tilde{G}_{|E_c| - |E_a| - 2}^{c \rightarrow a})} \cdots \frac{p(Y | \tilde{G}_2^{c \rightarrow a})}{p(Y | \tilde{G}_1^{c \rightarrow a})} \frac{p(Y | \tilde{G}_1^{c \rightarrow a})}{p(Y | G_c)} \\ &\times \frac{p(Y | G_c)}{p(Y | \tilde{G}_{|E_c| - |E_t| - 1}^{t \rightarrow c})} \frac{p(Y | \tilde{G}_{|E_c| - |E_t| - 1}^{t \rightarrow c})}{p(Y | \tilde{G}_{|E_c| - |E_t| - 2}^{t \rightarrow c})} \cdots \frac{p(Y | \tilde{G}_2^{t \rightarrow c})}{p(Y | \tilde{G}_1^{t \rightarrow c})} \frac{p(Y | \tilde{G}_1^{t \rightarrow c})}{p(Y | G_t)} \\ &= \prod_{i=1}^{|E_c| - |E_a|} \text{BF}(\tilde{G}_i^{c \rightarrow a}; \tilde{G}_{i-1}^{c \rightarrow a}) \cdot \prod_{i=1}^{|E_c| - |E_t|} \text{BF}(\tilde{G}_i^{t \rightarrow c}; \tilde{G}_{i-1}^{t \rightarrow c}) \\ &= \text{BF}_{c \rightarrow a} \cdot \text{BF}_{t \rightarrow c}. \end{aligned}$$

Therefore,

$$\begin{aligned} \text{PR}(G_a; G_t) &= \frac{p(G_a | Y)}{p(G_t | Y)} = \frac{f(Y | G_a) \pi(G_a)}{f(Y | G_t) \pi(G_t)} = \text{BF}(G_a; G_t) \frac{\pi(G_a)}{\pi(G_t)} \\ &= \text{BF}_{c \rightarrow a} \cdot \text{BF}_{t \rightarrow c} \cdot \left(\frac{q}{1 - q} \right)^{|E_a| - |E_t|}. \end{aligned}$$

$\text{BF}_{c \rightarrow a}$ contains $|E_c| - |E_a|$ terms, in which $|E_t| - |E_a^1|$ terms are deletion cases and $|E_c| - |E_a| - |E_t| + |E_a^1|$ terms are the reciprocal of addition cases. $\text{BF}_{t \rightarrow c}$ has $|E_c| - |E_t|$ terms that are all addition cases.

When $G_t \subsetneq G_a$,

$$\begin{aligned} \text{BF}(G_a; G_t) &= \prod_{i=1}^{|E_a| - |E_t|} \text{BF}(\tilde{G}_i^{t \rightarrow a}; \tilde{G}_{i-1}^{t \rightarrow a}) = \text{BF}_{t \rightarrow a}, \\ \text{PR}(G_a; G_t) &= \text{BF}_{t \rightarrow a} \cdot \left(\frac{q}{1 - q} \right)^{|E_a| - |E_t|}. \end{aligned}$$

D.1. Proof of Theorem 4.1. First, for any $\tau^* > 2$, let $\epsilon_{1,n} = \sqrt{\frac{\log(n-p)}{\tau^*(n-p)}}$. Then define

$$R'_{ij|S} = \{|\hat{\rho}_{ij|S} - \rho_{ij|S}| < \epsilon_{1,n}\}.$$

Given any decomposable graph $G_a \neq G_t$, when $G_t \not\subseteq G_a$, by Lemma D.2, we have the edge sequence $\{(\tilde{x}_i, \tilde{y}_i)\}_{i=1}^{|E_c| - |E_a|}$ for moving from G_c to G_a and let $(\tilde{x}_1, \tilde{y}_1) = (\tilde{x}_*, \tilde{y}_*)$ be the first in the sequence where a true edge is deleted from G_c . Let $\{(\tilde{x}_i, \tilde{y}_i)\}_{i=1}^{|E_c| - |E_t|}$ and $\{\tilde{S}_i\}_{i=1}^{|E_c| - |E_t|}$ be the edge sequence and the corresponding separator sequence for moving from G_t to G_c according to Lemma D.4. Let

$$\Delta_{t \not\subseteq a, \epsilon_1} = \left(R'_{\tilde{x}_* \tilde{y}_* | V \setminus \{\tilde{x}_*, \tilde{y}_*\}} \right) \cap \left(\bigcap_{i=1}^{|E_c| - |E_t|} R'_{\tilde{x}_i \tilde{y}_i | \tilde{S}_i} \right).$$

Since $\rho_U \neq 1$, by the proof of Lemma A.1, we have

$$\mathbb{P}(\Delta_{t \not\subseteq a, \epsilon_1}) \geq \mathbb{P}(\Delta'_{\epsilon_1}) \geq 1 - \frac{42p^2}{(1 - \rho_U)^2} (n - p)^{-\frac{1}{4\tau^*}} \left\{ \frac{1}{\tau^*} \log(n - p) \right\}^{-\frac{1}{2}}.$$

When $G_t \subsetneq G_a$, let $\{(\tilde{x}_i, \tilde{y}_i)\}_{i=1}^{|E_a| - |E_t|}$ and $\{\tilde{S}_i\}_{i=1}^{|E_a| - |E_t|}$ be the edge sequence and the corresponding separator sequence for moving from G_t to G_a according to Lemma D.4. (Notice here we use the same edge and separator notations as in G_t to G_c for consistency reason and G_t to G_a can be seen as a part of G_t to G_c .) Let

$$\Delta_{t \subsetneq a, \epsilon_1} = \bigcap_{i=1}^{|E_a| - |E_t|} R'_{\tilde{x}_i \tilde{y}_i | \tilde{S}_i}.$$

Since $\rho_U \neq 1$, by the proof of Lemma A.1, we also have

$$\mathbb{P}(\Delta_{t \subsetneq a, \epsilon_1}) \geq \mathbb{P}(\Delta'_{\epsilon_1}) \geq 1 - \frac{42p^2}{(1 - \rho_U)^2} (n - p)^{-\frac{1}{4\tau^*}} \left\{ \frac{1}{\tau^*} \log(n - p) \right\}^{-\frac{1}{2}}.$$

Thus, $\Delta_{a, \epsilon_1} = \Delta_{t \not\subseteq a, \epsilon_1}$ when $G_t \not\subseteq G_a$ and $\Delta_{a, \epsilon_1} = \Delta_{t \subsetneq a, \epsilon_1}$ when $G_t \subsetneq G_a$. For the following proof, we restrict it to the event Δ_{a, ϵ_1} . Next, we consider two scenarios for Bayes factor consistency, i.e. $G_t \not\subseteq G_a$ and $G_t \subsetneq G_a$.

First, when $G_t \not\subseteq G_a$ and $G_t \neq G_c$, we have $|E_t| > |E_a^1|$ and $|E_c| > |E_t|$. We begin by simplifying the upper bound of $\text{BF}_{t \rightarrow c}$. (for $G_t = G_c$, $\text{BF}_{t \rightarrow c} = 1$) By Lemma C.1 and D.4,

$$\begin{aligned} \text{BF}_{t \rightarrow c} &= \prod_{i=1}^{|E_c| - |E_t|} \text{BF}(\tilde{G}_i^{t \rightarrow c}; \tilde{G}_{i-1}^{t \rightarrow c}) \\ &< \prod_{i=1}^{|E_c| - |E_t|} \left(\frac{g}{g+1} \right) \sqrt{\frac{b+n+d_{\tilde{S}_i}}{b+d_{\tilde{S}_i} - \frac{1}{2}}} (1 - \hat{\rho}_{\tilde{x}_i \tilde{y}_i | \tilde{S}_i}^2)^{-\frac{n}{2}} \\ &< \left(\frac{2}{n} \right)^{\frac{|E_c| - |E_t|}{2}} \left\{ 1 - \frac{\log(n-p)}{\tau^*(n-p)} \right\}^{-\frac{|E_c| - |E_t|}{2} \frac{n}{2}}, \text{ when } n > b+p \\ &< \left(\frac{2}{n} \right)^{\frac{|E_c| - |E_t|}{2}} \exp\left(\frac{n}{n-p-1/\tau^* \log n} \cdot \frac{|E_c| - |E_t|}{2\tau^*} \cdot \log n \right) \\ &< \left(\frac{2}{n} \right)^{\frac{|E_c| - |E_t|}{2}} \exp\left(\frac{|E_c| - |E_t|}{\tau^*} \cdot \log n \right), \text{ when } n > 4p \\ &< \exp\left\{ p^2 - \left(\frac{1}{2} - \frac{1}{\tau^*} \right) (|E_c| - |E_t|) \log n \right\}. \end{aligned}$$

Next, we examine $\text{BF}_{c \rightarrow a}$. Based on Lemma D.2 and its proof, we divide it into two parts, i.e deletion cases and the reciprocal of addition cases. For deletion cases, we use $\{(\bar{x}_i^d, \bar{y}_i^d)\}_{i=1}^{|E_t| - |E_a^1|}$ to denote the sequence of true edges and $\{\bar{S}_i^d\}_{i=1}^{|E_t| - |E_a^1|}$ are the corresponding separator sequence. For addition cases, we use $\{(\bar{x}_i^a, \bar{y}_i^a)\}_{i=1}^{|E_c| - |E_a| - |E_t| + |E_a^1|}$ and $\{\bar{S}_i^a\}_{i=1}^{|E_c| - |E_a| - |E_t| + |E_a^1|}$. Since p is finite, by the definition of ρ_L , then ρ_L is a positive finite constant.

$$\begin{aligned} \text{BF}_{c \rightarrow a} &= \prod_{i=1}^{|E_c| - |E_a|} \text{BF}(\bar{G}_i^{c \rightarrow a}; \bar{G}_{i-1}^{c \rightarrow a}) \\ &< \prod_{i=1}^{|E_t| - |E_a^1|} \left(1 + \frac{1}{g} \right) \sqrt{\frac{b+d_{\bar{S}_i^d}}{b+n+d_{\bar{S}_i^d} - \frac{1}{2}}} (1 - \hat{\rho}_{\bar{x}_i^d \bar{y}_i^d | \bar{S}_i^d}^2)^{-\frac{n}{2}} \\ &\quad \times \prod_{i=1}^{|E_c| - |E_a| - |E_t| + |E_a^1|} \left(1 + \frac{1}{g} \right) \sqrt{\frac{b+d_{\bar{S}_i^a}}{b+n+d_{\bar{S}_i^a} - \frac{1}{2}}} (1 - \hat{\rho}_{\bar{x}_i^a \bar{y}_i^a | \bar{S}_i^a}^2)^{-\frac{n}{2}} \\ &< \{2p(n+1)\}^{\frac{|E_c| - |E_a|}{2}} (1 - \hat{\rho}_{\bar{x}_* \bar{y}_* | V \setminus \{\bar{x}_*, \bar{y}_*\}}^2)^{-\frac{n}{2}}, \text{ wlog assume } p > b \end{aligned}$$

$$\begin{aligned}
&< \{2p(n+1)\}^{\frac{|E_c|-|E_a|}{2}} \left\{1 - (\epsilon_1 - |\rho_{\bar{x}_* \bar{y}_* | V \setminus \{\bar{x}_*, \bar{y}_*\}}|) \right\}^{\frac{n}{2}} \\
&< \{2p(n+1)\}^{\frac{|E_c|-|E_a|}{2}} \exp\left(-\frac{n\rho_L^2}{2} + n\epsilon_1 - \frac{n\epsilon_1^2}{2}\right) \\
&< \{2p(n+1)\}^{\frac{|E_c|-|E_a|}{2}} \exp\left\{-\frac{n\rho_L^2}{2} + \sqrt{n \log n} - \frac{1}{2\tau^*} \log(n-p)\right\}, \text{ when } n > 2p \\
&< \exp\left\{-\frac{n\rho_L^2}{2} + p^2 \log n + \sqrt{n \log n} - \frac{1}{2\tau^*} \log(n-p) + 2p^2 \log p\right\}, \text{ when } n > 1.
\end{aligned}$$

Let $\delta(n) = p^2 \log n + \sqrt{n \log n} + 3p^2 \log p$ and $\delta(n)/n \rightarrow 0$ as $n \rightarrow \infty$. Hence,

$$\text{BF}(G_a; G_t \mid G_t \not\subseteq G_a) = \text{BF}_{c \rightarrow a} \cdot \text{BF}_{t \rightarrow c} < \exp\left\{-\frac{n\rho_L^2}{2} + \delta(n)\right\}.$$

When $G_t \subsetneq G_a$, by Lemma C.1 and D.4 we have

$$\begin{aligned}
\text{BF}(G_a; G_t \mid G_t \subsetneq G_a) &= \prod_{i=1}^{|E_a|-|E_t|} \text{BF}(\tilde{G}_i^{t \rightarrow a}; \tilde{G}_{i-1}^{t \rightarrow a}) \\
&< \exp\left\{p^2 - \left(\frac{1}{2} - \frac{1}{\tau^*}\right)(|E_a| - |E_t|) \log n\right\}.
\end{aligned}$$

D.2. Proof of Theorem 4.2. From $\gamma > 1 - 4\alpha$, we have $\frac{1-\gamma}{2} < 2\alpha$; from $\lambda < \frac{1}{2} - \alpha$, we have $\alpha + \lambda < \frac{1}{2}$; from $\lambda < \alpha$, we have $\alpha + \lambda < 2\alpha$. For any β^* that satisfies

$$\max\left\{\alpha + \lambda, \frac{1-\gamma}{2}\right\} < \beta^* < \min\left\{\frac{1}{2}, 2\alpha\right\},$$

let $\epsilon_{2,n} = (n-p)^{-\beta^*}$. Then define

$$R''_{ij|S} = \{|\hat{\rho}_{ij|S} - \rho_{ij|S}| < \epsilon_{2,n}\}.$$

Given any decomposable graph $G_a \neq G_t$, when $G_t \not\subseteq G_a$, by Lemma D.2, we have the edge sequence $\{(\bar{x}_i, \bar{y}_i)\}_{i=1}^{|E_c|-|E_a|}$ for moving from G_c to G_a and let $(\bar{x}_1, \bar{y}_1) = (\bar{x}_*, \bar{y}_*)$ be the first in the sequence where a true edge is deleted from G_c . Let $\{(\tilde{x}_i, \tilde{y}_i)\}_{i=1}^{|E_c|-|E_t|}$ and $\{\tilde{S}_i\}_{i=1}^{|E_c|-|E_t|}$ be the edge sequence and the corresponding separator sequence for moving from G_t to G_c according to Lemma D.4. Let

$$\Delta_{t \not\subseteq a, \epsilon_2}(n) = \left(R''_{\bar{x}_* \bar{y}_* | V \setminus \{\bar{x}_*, \bar{y}_*\}}\right) \cap \left(\bigcap_{i=1}^{|E_c|-|E_t|} R''_{\tilde{x}_i \tilde{y}_i | \tilde{S}_i}\right).$$

Since $0 < \beta^* < \frac{1}{2}$ and Assumption 4.5, by Lemma A.2, when $n \rightarrow \infty$,

$$\mathbb{P}\{\Delta_{t \not\subseteq a, \epsilon_2}(n)\} \geq \mathbb{P}\{\Delta'_{\epsilon_2}(n)\} \geq 1 - \frac{42p^2}{(1-\rho_U)^2} (n-p)^{\beta^* - \frac{1}{2}} \exp\left\{-\frac{1}{4}(n-p)^{1-2\beta}\right\} \rightarrow 1.$$

When $G_t \subsetneq G_a$, let $\{(\tilde{x}_i, \tilde{y}_i)\}_{i=1}^{|E_a|-|E_t|}$ and $\{\tilde{S}_i\}_{i=1}^{|E_a|-|E_t|}$ be the edge sequence and the corresponding separator sequence for moving from G_t to G_a according to Lemma D.4. (Notice here we use the same edge and separator notations as in G_t to G_c for consistency reason and G_t to G_a can be seen as a part of G_t to G_c .) Let

$$\Delta_{t \subsetneq a, \epsilon_2}(n) = \bigcap_{i=1}^{|E_a|-|E_t|} R''_{\tilde{x}_i \tilde{y}_i | \tilde{S}_i}.$$

Since $0 < \beta^* < \frac{1}{2}$ and Assumption 4.5, by Lemma A.2, when $n \rightarrow \infty$,

$$\mathbb{P}\{\Delta_{t \subsetneq a, \epsilon_2}(n)\} \geq \mathbb{P}\{\Delta'_{\epsilon_2}(n)\} \geq 1 - \frac{42p^2}{(1-\rho_U)^2} (n-p)^{\beta^* - \frac{1}{2}} \exp\left\{-\frac{1}{4}(n-p)^{1-2\beta}\right\} \rightarrow 1.$$

Thus, $\Delta_{a, \epsilon_2}(n) = \Delta_{t \not\subseteq a, \epsilon_2}(n)$ when $G_t \not\subseteq G_a$ and $\Delta_{a, \epsilon_2}(n) = \Delta_{t \subsetneq a, \epsilon_2}(n)$ when $G_t \subsetneq G_a$. For the following proof, we restrict it to the event $\Delta_{a, \epsilon_2}(n)$. Similar to the proof of Theorem 4.1, we consider two scenarios here for posterior ratio consistency, i.e. $G_t \not\subseteq G_a$ and $G_t \subsetneq G_a$.

First, when $G_t \not\subseteq G_a$ and $G_t \neq G_c$, we have $|E_t| > |E_a^1|$ and $|E_c| > |E_t|$. (for $G_t = G_c$, $\text{BF}_{t \rightarrow c} = 1$) By Lemma C.1 and D.4,

$$\begin{aligned} \text{BF}_{t \rightarrow c} &= \prod_{i=1}^{|E_c| - |E_t|} \text{BF}(\tilde{G}_i^{t \rightarrow c}; \tilde{G}_{i-1}^{t \rightarrow c}) \\ &< \left(\frac{2}{n}\right)^{\frac{|E_c| - |E_t|}{2}} \left\{1 - (n-p)^{-2\beta^*}\right\}^{-\frac{(|E_c| - |E_t|)\frac{n}{2}}{2}}, \text{ when } n > b + p \\ &< \left(\frac{2}{n}\right)^{\frac{|E_c| - |E_t|}{2}} \left\{1 + \frac{2}{(n-p)^{2\beta^*}}\right\}^{\frac{(|E_c| - |E_t|)\frac{n}{2}}{2}}, \text{ when } n > \max\{2p, 2^{1/(2\beta^*)+1}\} \\ &< \exp\left\{\frac{np^2}{(n-p)^{2\beta^*}} - \frac{|E_c| - |E_t|}{4} \log n\right\}, \text{ when } n > 4. \end{aligned}$$

Similar to the proof of Theorem 4.1, we have

$$\begin{aligned} \text{BF}_{c \rightarrow a} &= \prod_{i=1}^{|E_c| - |E_a|} \text{BF}(\bar{G}_i^{c \rightarrow a}; \bar{G}_{i-1}^{c \rightarrow a}) \\ &< \{2p(n+1)\}^{\frac{|E_c| - |E_a|}{2}} \left(1 - \hat{\rho}_{\bar{x}_* \bar{y}_*}^2 |V \setminus \{\bar{x}_*, \bar{y}_*\}\right)^{\frac{n}{2}}, \text{ when } p > b \\ &< \{2p(n+1)\}^{\frac{|E_c| - |E_a|}{2}} \exp\left(-\frac{n\rho_L^2}{2} + n\epsilon_2 - \frac{n\epsilon_2^2}{2}\right) \\ &< \{2p(n+1)\}^{\frac{|E_c| - |E_a|}{2}} \exp\left\{-\frac{n\rho_L^2}{2} + \frac{n}{(n-p)^{\beta^*}} - \frac{1}{2}n^{1-2\beta^*}\right\} \\ &< \exp\left\{-\frac{n\rho_L^2}{2} + \frac{n}{(n-p)^{\beta^*}} - \frac{1}{2}n^{1-2\beta^*} + 3p^2 \log n\right\}. \end{aligned}$$

When $n > 3 \exp\{(1 - 2\beta^*)^{-2}\}$, we have $n(n-p)^{-2\beta^*} > 3 \log n$. Hence,

$$\text{BF}(G_a; G_t | G_t \not\subseteq G_a) < \exp\left\{-\frac{n\rho_L^2}{2} + \frac{n}{(n-p)^{\beta^*}} - \frac{1}{2}n^{1-2\beta^*} + \frac{2np^2}{(n-p)^{2\beta^*}}\right\}.$$

Therefore, when $G_t \not\subseteq G_a$, for $n > (\log 2/C_q)^{1/\gamma}$,

$$\text{PR}(G_a; G_t | G_t \not\subseteq G_a) < \exp\left\{-\frac{n\rho_L^2}{2} + \frac{n}{(n-p)^{\beta^*}} - \frac{1}{2}n^{1-2\beta^*} + \frac{2np^2}{(n-p)^{2\beta^*}} + (|E_a| - |E_t|) \log(2q)\right\}.$$

By the construction of β^* , we have

$$1 - 2\lambda > 1 + 2\alpha - 2\beta^* > \max\{2\alpha, 1 - 2\beta^*, 1 - \beta^*\},$$

and $1 - 2\lambda > \sigma + \gamma$. Therefore, $-n\rho_L^2/2$ is the leading term in the upper bound of $\text{PR}(G_a; G_t | G_t \not\subseteq G_a)$. Thus, $\text{PR}(G_a; G_t) \rightarrow 0$, as $n \rightarrow \infty$ when $G_t \not\subseteq G_a$.

When $G_t \subsetneq G_a$, by Lemma C.1 and D.4 we have

$$\text{BF}(G_a; G_t | G_t \subsetneq G_a) < \exp\left\{\frac{(|E_a| - |E_t|)n}{(n-p)^{2\beta^*}}\right\}.$$

So

$$\text{PR}(G_a; G_t | G_t \subsetneq G_a) < \exp\left\{\frac{(|E_a| - |E_t|)n}{(n-p)^{2\beta^*}} + (|E_a| - |E_t|) \log(2q)\right\}.$$

Since $\beta^* > \frac{1-\gamma}{2}$, then $(|E_a| - |E_t|) \log(2q)$ is the leading term above and $|E_a| - |E_t| > 0$. Therefore, $\text{PR}(G_a; G_t | G_t \subsetneq G_a) \rightarrow 0$, as $n \rightarrow \infty$.

APPENDIX E. PROOF OF THEOREM 4.3

From $\gamma > \alpha$, we have $\frac{1-\gamma}{2} < \frac{1-\alpha}{2}$; from $\gamma > 1-4\alpha$, we have $\frac{1-\gamma}{2} < 2\alpha$; from $\lambda < \frac{1}{2}(1-3\alpha)$, we have $\alpha + \lambda < \frac{1-\alpha}{2}$; from $\lambda < \alpha$, we have $\alpha + \lambda < 2\alpha$. For any $\beta^\#$ satisfies

$$\max\left\{\alpha + \lambda, \frac{1-\gamma}{2}\right\} < \beta^\# < \min\left\{\frac{1-\alpha}{2}, 2\alpha\right\},$$

let $\epsilon_{3,n} = (n-p)^{-\beta^\#}$. Then define

$$R'''_{ij|S} = \{|\hat{\rho}_{ij|S} - \rho_{ij|S}| < \epsilon_{3,n}\}.$$

Denote

$$\Delta''_{\epsilon_3}(n) = \left\{ \bigcap_{(i,j) \in E_t} R'''_{ij|V \setminus \{i,j\}} \right\} \cap \left\{ \bigcap_{(i,j) \notin E_t} (\bigcap_{S \in \Pi_{ij}} R'''_{ij|S}) \right\}.$$

Since $0 < \alpha < \frac{1}{3}$, thus $0 < \beta^\# < \frac{1-\alpha}{2} < \frac{1}{2}$. By Assumption 4.5 and Lemma A.3,

$$\mathbb{P}\{\Delta''_{\epsilon_3}(n)\} \rightarrow 1, \text{ as } n \rightarrow \infty.$$

For any decomposable graph G_a , there exists a set $\Delta_{a,\epsilon_3}(n)$ defined in Theorem 4.2, such that $\Delta''_{\epsilon_3}(n) \subset \Delta_{a,\epsilon_3}(n)$. For the following proof, we restrict it to the event $\Delta''_{\epsilon_3}(n)$. Thus, the upper bound of Bayes factors derived under $\Delta''_{\epsilon_3}(n)$ is a uniform upper bound for all decomposable graphs that are not G_t . Following the proof of Theorem 4.2, when $G_t \not\subseteq G_a$,

$$\text{PR}(G_a; G_t | G_t \not\subseteq G_a) < \exp \left\{ -\frac{n\rho_L^2}{2} + \frac{n}{(n-p)^{\beta^\#}} - \frac{1}{2}n^{1-2\beta^\#} + \frac{2np^2}{(n-p)^{2\beta^\#}} + (|E_a| - |E_t|) \log(2q) \right\}.$$

By the construction of $\beta^\#$, we have

$$1 - 2\lambda > 1 + 2\alpha - 2\beta^\# > \max\{2\alpha, 1 - 2\beta^\#, 1 - \beta^\#\},$$

and $1 - 2\lambda > \gamma + \sigma$. Therefore, $-n\rho_L^2/2$ is the leading term in the upper bound of $\text{PR}(G_a; G_t | G_t \not\subseteq G_a)$. For simplicity, only the leading term is used in the following calculation.

When $G_t \subsetneq G_a$,

$$\text{PR}(G_a; G_t | G_t \subsetneq G_a) < \exp \left\{ \frac{(|E_a| - |E_t|)n}{(n-p)^{2\beta^\#}} + (|E_a| - |E_t|) \log(2q) \right\}.$$

Since $\beta^\# > \frac{1-\gamma}{2}$, then $(|E_a| - |E_t|) \log(2q)$ is the leading term above and $|E_a| - |E_t| > 0$. Thus, when n is sufficiently large, for any decomposable graph $G_a \neq G_t$, we have

$$\begin{aligned} \text{PR}(G_a; G_t | G_t \not\subseteq G_a) &< \exp \left(-D_1 n \rho_L^2 \right), \\ \text{PR}(G_a; G_t | G_t \subsetneq G_a) &< \exp \left\{ -D_2 n^\gamma (|E_a| - |E_t|) \right\}, \end{aligned}$$

where D_1 and D_2 are two positive finite constants.

$$\begin{aligned} \sum_{G_t \not\subseteq G_a} \text{PR}(G_a; G_t) &= \sum_{|E_a^1|=0}^{|E_t|-1} \binom{|E_t|}{|E_a^1|} \sum_{|E_a|-|E_a^1|=0}^{|E_c|-|E_t|} \binom{|E_c|-|E_t|}{|E_a|-|E_a^1|} \text{PR}(G_a; G_t | G_t \not\subseteq G_a) \\ &< \exp(p^2 \log 2) \exp(-D_1 n \rho_L^2) \rightarrow 0, \text{ as } n \rightarrow \infty. \end{aligned}$$

$$\begin{aligned} \sum_{G_t \subsetneq G_a} \text{PR}(G_a; G_t) &= \sum_{|E_a|=|E_t|+1}^{|E_c|} \binom{|E_c|-|E_t|}{|E_a|-|E_t|} \text{PR}(G_a; G_t | G_t \subsetneq G_a) \\ &< \sum_{i=1}^{|E_c|-|E_t|} \binom{|E_c|-|E_t|}{i} (e^{-D_2 n^\gamma})^i \\ &= (1 + e^{-D_2 n^\gamma})^{|E_c|-|E_t|} - 1 \\ &< \exp \left\{ (|E_c| - |E_t|) e^{-D_2 n^\gamma} \right\} - 1 \rightarrow 0, \text{ as } n \rightarrow \infty. \end{aligned}$$

(i) When $G_t = G_0$, where G_0 is the null graph with no edges.

$$\sum_{G_a \neq G_0} \text{PR}(G_a; G_0) = \sum_{G_0 \subsetneq G_a} \text{PR}(G_a; G_0) \rightarrow 0, \text{ as } n \rightarrow \infty;$$

(ii) When $G_t \neq G_0$ and $G_t \neq G_c$,

$$\sum_{G_a \neq G_t} \text{PR}(G_a; G_t) = \sum_{G_t \not\subseteq G_a} \text{PR}(G_a; G_t) + \sum_{G_t \subsetneq G_a} \text{PR}(G_a; G_t) \rightarrow 0, \text{ as } n \rightarrow \infty;$$

(iii) When $G_t = G_c$,

$$\sum_{G_a \neq G_c} \text{PR}(G_a; G_c) = \sum_{G_c \not\subseteq G_a} \text{PR}(G_a; G_c) \rightarrow 0, \text{ as } n \rightarrow \infty.$$

Therefore,

$$\pi(G_t | Y) = \frac{1}{1 + \sum_{G_a \neq G_t} \text{PR}(G_a; G_t)} \rightarrow 1, \text{ as } n \rightarrow \infty.$$

E.1. Proof of Corollary 4.2. According to the proof of Theorem 4.3, in the set $\Delta''_{\epsilon_3}(n)$, all Bayes factors in favor of G_a converge to zero uniformly. Thus, we have

$$\mathbb{P}\left\{ \max_{G_a \neq G_t} \pi(G_a | Y) < \pi(G_t | Y) \right\} \rightarrow 1, \text{ as } n \rightarrow \infty.$$

Therefore,

$$\mathbb{P}(\hat{G} = G_t) \rightarrow 1, \text{ as } n \rightarrow \infty.$$

APPENDIX F. EQUIVALENCE OF MINIMAL TRIANGULATIONS WHEN G_t IS NOT DECOMPOSABLE

Let $G_m = (V, E_m)$ be any minimal triangulation of G_t , where $E_m = E_t \cup F$, $F \neq \emptyset$. In here G_a denotes any decomposable graph other than minimal triangulations of G_t . Since G_m is a minimal triangulation, then $E_a \neq E_t \cup F'$, where $F' \subseteq F$. Different from when G_t is decomposable, there are three cases here: (1) $|E_a^1| < |E_m^1| = |E_t|$, thus $G_m \not\subseteq G_a$; (2) $|E_a^1| = |E_m^1| = |E_t|$ and $G_m \subsetneq G_a$; (3) $|E_a^1| = |E_m^1| = |E_t|$ and $G_m \not\subseteq G_a$. But in case (3) there exists at least one minimal triangulation of G_t which is a subset of G_a . And in both (2) and (3), we have $|E_m| < |E_a|$.

For case (1), when $|E_a^1| < |E_m^1| = |E_t|$, i.e. one of the two cases where $G_m \not\subseteq G_a$, we inherit all notations from Lemma D.2, $\{\bar{x}_i, \bar{y}_i\}_{i=1}^{|E_c| - |E_a|}$ is the edge sequence from G_c to G_a and $\{\rho_{\bar{x}_i \bar{y}_i | \bar{S}_i}\}_{i=1}^{|E_c| - |E_a|}$ is the corresponding population partial correlation sequence. And Lemma D.2 still holds here, i.e. at least one population partial correlation in $\{\rho_{\bar{x}_i \bar{y}_i | \bar{S}_i}\}_{i=1}^{|E_c| - |E_a|}$ corresponding to the removal of a true edge is non-zero and it is not a correlation. The proof carries out the same as in Lemma D.2, just let the first step of moving from G_c to G_a be the deletion of one true edge which is missing in G_a . For case (3), where $|E_a^1| = |E_m^1| = |E_t|$ but $G_m \not\subseteq G_a$, when moving from G_c to G_a , all steps are the reciprocal of addition cases. There is no deletion case here since G_a has all the true edges in G_t .

For case (2), when $G_m \subsetneq G_a$ and $|E_a^1| = |E_m^1| = |E_t|$, we still use $\{(\tilde{x}_i, \tilde{y}_i)\}_{i=1}^{|E_a| - |E_m|}$ to denote the sequence of edges which are added in each steps from G_m to G_a and $\{\rho_{\tilde{x}_i \tilde{y}_i | \tilde{S}_i}\}_{i=1}^{|E_a| - |E_m|}$ is the corresponding population partial correlation sequence. A similar version of Lemma D.4 still holds here.

Lemma F.1. For any edge sequence $\{(\tilde{x}_i, \tilde{y}_i)\}_{i=1}^{|E_a| - |E_m|}$ from G_m to G_a describe above, all population partial correlations in $\{\rho_{\tilde{x}_i \tilde{y}_i | \tilde{S}_i}\}_{i=1}^{|E_a| - |E_m|}$ are zero. (or correlation, when $\tilde{S}_i = \emptyset$)

Proof. This proof follows similarly to the proof of Lemma D.4. Assume in the i th step we add edge $(\tilde{x}_i, \tilde{y}_i) \notin E_t$ to graph $\tilde{G}_{i-1}^{m \rightarrow a}$ and \tilde{S}_i is the corresponding separator.

When $\tilde{S}_i \neq \emptyset$. Since adding edge $(\tilde{x}_i, \tilde{y}_i) \notin E_t$ to graph $\tilde{G}_{i-1}^{m \rightarrow a}$ maintains the decomposability of graph $\tilde{G}_i^{m \rightarrow a}$. By Lemma C.1, \tilde{x}_i and \tilde{y}_i are in two cliques which are adjacent in the current junction tree of $\tilde{G}_i^{m \rightarrow a}$. Thus by the property of junction trees, we know \tilde{S}_i separates \tilde{x}_i from \tilde{y}_i in $\tilde{G}_{i-1}^{m \rightarrow a}$. Since this is an increasing sequence in terms of edges from G_m to G_a , thus $G_m \subsetneq \tilde{G}_{i-1}^{m \rightarrow a}$. And due to the minimal triangulation, $G_t \subsetneq G_m \subsetneq \tilde{G}_{i-1}^{m \rightarrow a}$. By Lemma D.3, \tilde{S}_i separates node \tilde{x}_i from \tilde{y}_i in G_t , $\rho_{\tilde{x}_i \tilde{y}_i | \tilde{S}_i} = 0$.

When $\tilde{S}_i = \emptyset$, \tilde{x}_i and \tilde{y}_i are disconnected in the current graph $\tilde{G}_{i-1}^{m \rightarrow a}$. Then they are also disconnected in G_t . Thus, they are marginally independent in G_t , $\rho_{\tilde{x}_i \tilde{y}_i} = 0$. \square

Remark F.1. For $|E_a^1| = |E_t|$ and $|E_a| - |E_a^1| = 0, \dots, |F| - 1$, no decomposable G_a exists; for $|E_a^1| = |E_t|$ and $|E_a| - |E_a^1| > |F|$, at least one decomposable G_a exists; but for $|E_a^1| < |E_t|$ and $|E_a| - |E_a^1| \geq 0$, a decomposable G_a may not exist. The Bayes factor $\text{BF}(G_a; G_m)$ under $|E_a^1| < |E_t|$ and $|E_a| - |E_a^1| \geq 0$ is only valid when a decomposable G_a exists, otherwise it is defined to be zero.

F.1. Proof of Theorem 5.1. Part 1. For any given decomposable graph G_a that is not a minimal triangulation of G_t , let

$$\tau^* > \max \left\{ 2, \frac{2(|E_c| - |E_m|)}{|E_a| - |E_m|} \right\}.$$

The construction of Δ_{a, ϵ_1} is the same as in the proof of Theorem 4.1. After that, we restrict the following proof to the set Δ_{a, ϵ_1} . For case (1), when $|E_a^1| < |E_m^1| = |E_t|$, we have

$$\begin{aligned} \text{BF}_{m \rightarrow c} &< \exp \left\{ p^2 - \left(\frac{1}{2} - \frac{1}{\tau^*} \right) (|E_c| - |E_m|) \log n \right\} \rightarrow 0, \\ \text{BF}_{c \rightarrow a} &< \exp \left\{ -\frac{n\rho_F^2}{2} + p^2 \log n + \sqrt{n \log n} - \frac{1}{2\tau^*} \log(n-p) + 2p^2 \log p \right\} \rightarrow 0. \end{aligned}$$

Hence,

$$\text{BF}(G_a; G_m \mid G_m \not\subseteq G_a, |E_a^1| < |E_m^1|) = \text{BF}_{c \rightarrow a} \cdot \text{BF}_{m \rightarrow c} \rightarrow 0.$$

For case (2), when $G_m \subsetneq G_a$, i.e. $|E_a^1| = |E_m^1| = |E_t|$ and $|E_a| > |E_m|$, we have

$$\text{BF}(G_a; G_m \mid G_m \subsetneq G_a) < \exp \left\{ p^2 - \left(\frac{1}{2} - \frac{1}{\tau^*} \right) (|E_a| - |E_m|) \log n \right\} \rightarrow 0.$$

For case (3), when $|E_a^1| = |E_m^1| = |E_t|$ and $G_m \not\subseteq G_a$, also $|E_a| > |E_m|$, we have

$$\begin{aligned} \text{BF}_{m \rightarrow c} &< 2p^2 n^{-\frac{|E_c| - |E_a|}{2}} \exp \left[-\left\{ \frac{|E_a| - |E_m|}{2(|E_c| - |E_m|)} - \frac{1}{\tau^*} \right\} (|E_c| - |E_m|) \log n \right], \\ \text{BF}_{c \rightarrow a} &< (4p)^{p^2} n^{\frac{|E_c| - |E_a|}{2}}, \text{ when } n > 1. \end{aligned}$$

Hence,

$$\begin{aligned} \text{BF}(G_a; G_m \mid G_m \not\subseteq G_a, |E_a^1| = |E_m^1|) \\ &< (8p)^{p^2} \exp \left[-\left\{ \frac{|E_a| - |E_m|}{2(|E_c| - |E_m|)} - \frac{1}{\tau^*} \right\} (|E_c| - |E_m|) \log n \right] \rightarrow 0. \end{aligned}$$

Therefore, $\text{BF}(G_a; G_m) \rightarrow 0$, as $n \rightarrow \infty$.

Part 2. Let $\{\hat{\rho}_{m_1, i}\}_{i=1}^{|E_c| - |E_{m_1}|}$ and $\{\rho_{m_1, i}\}_{i=1}^{|E_c| - |E_{m_1}|}$ be the sample and population partial correlation sequence corresponding to each step from G_{m_1} to G_c . By Lemma F.1, $\rho_{m_1, i} = 0$, $i = 1, 2, \dots, |E_c| - |E_{m_1}|$. By Lemma A.4, for any $0 < \epsilon < 1$, there exist $0 < M_1(\epsilon) < 1/4$ and $M_2(\epsilon) > 3$ (the choice of M_1 and M_2 is the same as in the proof of Lemma A.4), we have $\mathbb{P}(\Delta_\epsilon^0) > 1 - \epsilon/2$, for $n > p + 3$. Let

$$R_{m_1, i} = \left\{ \frac{M_1}{n} < \hat{\rho}_{m_1, i}^2 < \frac{M_2}{n-p} \right\},$$

and denote

$$\Delta_{m_1} = \bigcap_{i=1}^{|E_c| - |E_{m_1}|} R_{m_1, i}.$$

Then

$$\mathbb{P}(\Delta_{m_1}) \geq \mathbb{P}(\Delta_\epsilon^0) \geq 1 - \epsilon/2.$$

By Lemma C.1, when $n > b + p$, we have

$$\left(\frac{1}{2n} \right)^{\frac{|E_c| - |E_{m_1}|}{2}} \prod_{i=1}^{|E_c| - |E_{m_1}|} (1 - \hat{\rho}_{m_1, i}^2)^{-\frac{n(|E_c| - |E_{m_1}|)}{2}} < \text{BF}(G_c; G_{m_1})$$

$$< \left(\frac{2}{n}\right)^{\frac{|E_c| - |E_{m_1}|}{2}} \prod_{i=1}^{|E_c| - |E_{m_1}|} (1 - \hat{\rho}_{m_1, i}^2)^{-\frac{n(|E_c| - |E_{m_1}|)}{2}}.$$

Under the event Δ_{m_1} , when $n > p + M_2$,

$$\left(\frac{e^{M_1}}{2n}\right)^{\frac{|E_c| - |E_{m_1}|}{2}} < \text{BF}(G_c; G_{m_1}) < \left(\frac{2e^{2M_2}}{n}\right)^{\frac{|E_c| - |E_{m_1}|}{2}}.$$

Thus we have

$$\mathbb{P}\left\{\left(\frac{e^{M_1}}{2n}\right)^{\frac{|E_c| - |E_{m_1}|}{2}} < \text{BF}(G_c; G_{m_1}) < \left(\frac{2e^{2M_2}}{n}\right)^{\frac{|E_c| - |E_{m_1}|}{2}}\right\} > 1 - \frac{\epsilon}{2}.$$

Similarly,

$$\mathbb{P}\left\{\left(\frac{2e^{2M_2}}{n}\right)^{-\frac{|E_c| - |E_{m_1}|}{2}} < \text{BF}(G_{m_2}; G_c) < \left(\frac{e^{M_1}}{2n}\right)^{-\frac{|E_c| - |E_{m_1}|}{2}}\right\} > 1 - \frac{\epsilon}{2}.$$

Therefore, let $A_1 = \frac{1}{4}e^{-M_2}$ and $A_2 = 4e^{2M_2}p^2$,

$$\mathbb{P}\{A_1 < \text{BF}(G_{m_1}; G_{m_2}) < A_2\} > 1 - \epsilon.$$

Part 3. Let $G_{m_1}, G_{m_2}, \dots, G_{m_l}$ be all the minimal triangulations of G_t , where l is a positive finite integer, since the graph dimension is finite. By Part 1, on the set Δ_{a, ϵ_1} ,

$$\text{BF}(G_{m_i}; G_a) \rightarrow \infty, \quad i = 1, 2, \dots, l,$$

where $G_a \notin \mathcal{M}_t$. Therefore,

$$\begin{aligned} \sum_{G_m \in \mathcal{M}_t} \pi(G_m | Y) &= \frac{\sum_{i=1}^l p(Y | G_{m_i})}{\sum_{i=1}^l p(Y | G_{m_i}) + \sum_{G_a \notin \mathcal{M}_t} p(Y | G_a)} \\ &= \frac{1}{1 + \sum_{G_a \notin \mathcal{M}_t} \frac{p(Y | G_a)}{\sum_{i=1}^l p(Y | G_{m_i})}} \\ &= \frac{1}{1 + \sum_{G_a \notin \mathcal{M}_t} \frac{1}{\sum_{i=1}^l \text{BF}(G_{m_i}; G_a)}} \rightarrow 1, \quad \text{as } n \rightarrow \infty. \end{aligned}$$

F.2. Proof of Theorem 5.2. Part 1. From $\gamma > 1 - 2\alpha$, we have $\frac{1 - \gamma + 2\alpha}{2} < 2\alpha$; from $\lambda < \frac{1}{2} - \alpha$, we have $\alpha + \lambda < \frac{1}{2}$; from $\lambda < \alpha$, we have $\alpha + \lambda < 2\alpha$; from $\gamma > 2\alpha$, we have $\frac{1 - \gamma + 2\alpha}{2} < \frac{1}{2}$. Let β^* satisfy

$$\max\left\{\alpha + \lambda, \frac{1 - \gamma + 2\alpha}{2}\right\} < \beta^* < \min\left\{\frac{1}{2}, 2\alpha\right\},$$

then follow the construction of $\Delta_{a, \epsilon_2}(n)$ in the proof of Theorem 4.2 using β^* specified above. After that, we restrict the following proof to the set $\Delta_{a, \epsilon_2}(n)$. For case (1), when $|E_a^1| < |E_m^1| = |E_t|$, by the construction of β^* , we have

$$1 - 2\lambda > 1 + 2\alpha - 2\beta^* > \max\{2\alpha, 1 - 2\beta^*, 1 - \beta^*\},$$

and $1 - 2\lambda > \sigma + \gamma$. Thus,

$$\begin{aligned} &\text{PR}(G_a; G_m | G_m \not\subseteq G_a, |E_a^1| < |E_m^1|) \\ &< \exp\left\{-\frac{n\rho_L^2}{2} + \frac{n}{(n-p)^{\beta^*}} - \frac{1}{2}n^{1-2\beta^*} + \frac{2np^2}{(n-p)^{2\beta^*}} + (|E_a| - |E_m|) \log(2q)\right\} \rightarrow 0. \end{aligned}$$

For case (2), when $G_m \subsetneq G_a$, i.e. $|E_a^1| = |E_m^1| = |E_t|$ and $|E_a| > |E_m|$, since $\beta^* > \frac{1 - \gamma}{2}$, we have

$$\text{PR}(G_a; G_m | G_m \subsetneq G_a) < \exp\left\{\frac{(|E_a| - |E_m|)n}{(n-p)^{2\beta^*}} + (|E_a| - |E_m|) \log(2q)\right\} \rightarrow 0.$$

For case (3), when $|E_a^1| = |E_m^1| = |E_t|$ and $G_m \not\subseteq G_a$, also $|E_a| > |E_m|$, since $\beta^* > \frac{1 - \gamma + 2\alpha}{2}$, we have

$$\text{PR}(G_a; G_m | G_m \not\subseteq G_a, |E_a^1| = |E_m^1|)$$

$$< \{2p(n+1)\}^{\frac{|E_c| - |E_a|}{2}} \exp \left\{ \frac{(|E_c| - |E_m|)n}{(n-p)^{2\beta^*}} + (|E_a| - |E_m|) \log(2q) \right\} \rightarrow 0.$$

Therefore, $\text{PR}(G_a; G_m) \rightarrow 0$, as $n \rightarrow \infty$.

Part 2. Since the number of fill-in edges is finite, then the number of cycles length greater than 3 without a chord in G_t is finite and the length of the longest cycle without a chord is also finite. Thus instead of adding one chord for each of those cycles that are length greater than 3 in G_t , we can complete the subgraphs induced by those cycles with finite number of edges. Let G_{m_c} be the graph after completing all subgraphs induced by those cycles. Then G_{m_c} is decomposable and $|E_{m_c}| - |E_t|$ is finite. We also know $G_{m_1}, G_{m_2} \subsetneq G_{m_c}$. Let $\delta_c = |E_{m_c}| - |E_{m_1}| = |E_{m_c}| - |E_{m_2}|$.

Let $\{\hat{\rho}_{m_1, i}\}_{i=1}^{|E_{m_c}| - |E_{m_1}|}$ and $\{\rho_{m_1, i}\}_{i=1}^{|E_{m_c}| - |E_{m_1}|}$ be the sample and population partial correlation sequence corresponding to each step from G_{m_1} to G_{m_c} . By Lemma F.1, $\rho_{m_1, i} = 0$, $i = 1, 2, \dots, |E_{m_c}| - |E_{m_1}|$. By Corollary A.3, for any $0 < \epsilon < 1$, there exist $0 < M_1(\epsilon) < 1/4$ and $M_2(\epsilon) > 3$ (the choice of M_1 and M_2 is the same as in the proof of Corollary A.3), we have $P(\Delta_\epsilon^{0+}) > 1 - \epsilon/2$, for $n > p + 3$. Let

$$R'_{m_1, i} = \left\{ \frac{M_1}{n} < \hat{\rho}_{m_1, i}^2 < \frac{M_2}{n-p} \right\},$$

and denote

$$\Delta'_{m_1} = \bigcap_{i=1}^{|E_{m_c}| - |E_{m_1}|} R'_{m_1, i}.$$

Then

$$\mathbb{P}(\Delta'_{m_1}) \geq \mathbb{P}(\Delta_\epsilon^{0+}) \geq 1 - \epsilon/2.$$

By Lemma C.1, when $n > b + p$, we have

$$\left(\frac{1}{2n}\right)^{\frac{\delta_c}{2}} \prod_{i=1}^{\delta_c} (1 - \hat{\rho}_{m_1, i}^2)^{-\frac{n\delta_c}{2}} < \text{BF}(G_{m_c}; G_{m_1}) < \left(\frac{2}{n}\right)^{\frac{\delta_c}{2}} \prod_{i=1}^{\delta_c} (1 - \hat{\rho}_{m_1, i}^2)^{-\frac{n\delta_c}{2}}.$$

Under the event Δ'_{m_1} , when $n > p + M_2$,

$$\left(\frac{e^{M_1}}{2n}\right)^{\frac{\delta_c}{2}} < \text{BF}(G_{m_c}; G_{m_1}) < \left(\frac{2e^{2M_2}}{n}\right)^{\frac{\delta_c}{2}}.$$

Thus we have

$$\mathbb{P} \left\{ \left(\frac{e^{M_1}}{2n}\right)^{\frac{\delta_c}{2}} < \text{BF}(G_{m_c}; G_{m_1}) < \left(\frac{2e^{2M_2}}{n}\right)^{\frac{\delta_c}{2}} \right\} > 1 - \frac{\epsilon}{2}.$$

Similarly,

$$\mathbb{P} \left\{ \left(\frac{2e^{2M_2}}{n}\right)^{-\frac{\delta_c}{2}} < \text{BF}(G_{m_2}; G_{m_c}) < \left(\frac{e^{M_1}}{2n}\right)^{-\frac{\delta_c}{2}} \right\} > 1 - \frac{\epsilon}{2}.$$

Therefore, let $A_1 = \frac{1}{4}e^{-M_2\delta_c}$ and $A_2 = 4e^{M_2\delta_c}$,

$$\mathbb{P}\{A_1 < \text{BF}(G_{m_1}; G_{m_2}) < A_2\} > 1 - \epsilon.$$

Part 3. From $\gamma > 1 - 2\alpha$, we have $\frac{1-\gamma+2\alpha}{2} < 2\alpha$; from $\lambda < \frac{1-3\alpha}{2}$, we have $\alpha + \lambda < \frac{1-\alpha}{2}$; from $\lambda < \alpha$, we have $\alpha + \lambda < 2\alpha$; from $\gamma > 3\alpha$, we have $\frac{1-\gamma+2\alpha}{2} < \frac{1-\alpha}{2}$. Let β^* satisfy

$$\max \left\{ \alpha + \lambda, \frac{1-\gamma+2\alpha}{2} \right\} < \beta^* < \min \left\{ \frac{1-\alpha}{2}, 2\alpha \right\},$$

then follow the construction of $\Delta''_{\epsilon_3}(n)$ in the proof of Theorem 4.3 using β^* specified above. After that, we restrict the following proof to the set $\Delta''_{\epsilon_3}(n)$. Let $G_{m_1}, G_{m_2}, \dots, G_{m_h}$ be all the minimal triangulations of G_t , where h is a positive integer that depends on n . By Part 1, we have

$$\text{PR}(G_a; G_m \mid G_m \not\subset G_a, |E_a^1| < |E_m^1|) < \exp \left(-D_1 n \rho_L^2 \right),$$

$$\begin{aligned} \text{PR}(G_a; G_m \mid G_m \subsetneq G_a) &< \exp \left\{ -D_2 n^\gamma (|E_a| - |E_m|) \right\}, \\ \text{PR}(G_a; G_m \mid G_m \not\subset G_a, |E_a^1| = |E_m^1|) &< \exp \left\{ -D_3 n^\gamma (|E_a| - |E_m|) \right\}, \end{aligned}$$

where D_1, D_2, D_3 are three positive finite constants. And

$$\begin{aligned} \sum_{\substack{G_a \notin \mathcal{M}_t, \\ G_{m_1} \subsetneq G_a, \\ |E_a^1| < |E_{m_1}^1|}} \text{PR}(G_a; G_{m_1}) &< \exp(p^2) \exp(-D_1 n \rho_L^2) \rightarrow 0, \\ \sum_{\substack{G_a \notin \mathcal{M}_t, \\ G_{m_1} \subsetneq G_a}} \text{PR}(G_a; G_{m_1}) &< \sum_{i=1}^{|E_c| - |E_{m_1}|} \binom{|E_c| - |E_{m_1}|}{i} (e^{-D_2 n^\gamma})^i \\ &< \exp \left\{ (|E_c| - |E_{m_1}|) e^{-D_2 n^\gamma} \right\} - 1 \rightarrow 0, \\ \sum_{\substack{G_a \notin \mathcal{M}_t, \\ G_{m_1} \not\subset G_a, \\ |E_a^1| = |E_{m_1}^1|}} \text{PR}(G_a; G_{m_1}) &< \sum_{i=1}^{|E_c| - |E_{m_1}|} \binom{|E_c| - |E_{m_1}^1|}{|E_{m_1}| - |E_{m_1}^1| + i} (e^{-D_3 n^\gamma})^i \\ &< \exp(p^2) \exp(-D_3 n^\gamma) \rightarrow 0. \end{aligned}$$

Thus

$$\begin{aligned} \sum_{G_a \notin \mathcal{M}_t} \frac{1}{\sum_{i=1}^h \text{PR}(G_{m_i}; G_a)} &< \sum_{G_a \notin \mathcal{M}_t} \frac{1}{\text{PR}(G_{m_1}; G_a)} \\ &= \sum_{\substack{G_a \notin \mathcal{M}_t, \\ G_{m_1} \subsetneq G_a}} \text{PR}(G_a; G_{m_1}) + \sum_{\substack{G_a \notin \mathcal{M}_t, \\ G_{m_1} \not\subset G_a}} \text{PR}(G_a; G_{m_1}) + \sum_{\substack{G_a \notin \mathcal{M}_t, \\ G_{m_1} \not\subset G_a, \\ |E_a^1| = |E_{m_1}^1|}} \text{PR}(G_a; G_{m_1}) \rightarrow 0. \end{aligned}$$

Therefore,

$$\sum_{G_m \in \mathcal{M}_t} \pi(G_m \mid Y) = \frac{1}{1 + \sum_{G_a \notin \mathcal{M}_t} \frac{1}{\sum_{i=1}^h \text{PR}(G_{m_i}; G_a)}} \rightarrow 1, \quad \text{as } n \rightarrow \infty.$$

F.3. Proof of Corollary 5.1. Under the event $\Delta_{\epsilon_3}''(n)$ in the proof of Theorem 5.2, given any $G_m \in \mathcal{M}_t$, all Bayes factors in favor of G_a converge to zero uniformly. Thus, we have

$$\mathbb{P} \left\{ \max_{G_a \notin \mathcal{M}_t} \pi(G_a \mid Y) < \min_{G_m \in \mathcal{M}_t} \pi(G_m \mid Y) \right\} \rightarrow 1, \quad \text{as } n \rightarrow \infty.$$

Therefore,

$$\mathbb{P}(\hat{G} \in \mathcal{M}_t) \rightarrow 1, \quad \text{as } n \rightarrow \infty.$$

REFERENCES

- [1] ANDERSON, T. W. (1984). *An introduction to multivariate statistical analysis*. Wiley.
- [2] ATAY-KAYIS, A. & MASSAM, H. (2005). A monte carlo method for computing the marginal likelihood in nondecomposable gaussian graphical models. *Biometrika* **92**, 317–335.
- [3] BANERJEE, S. & GHOSAL, S. (2015). Bayesian structure learning in graphical models. *Journal of Multivariate Analysis* **136**, 147–162.
- [4] BANERJEE, S., GHOSAL, S. et al. (2014). Posterior convergence rates for estimating large precision matrices using graphical models. *Electronic Journal of Statistics* **8**, 2111–2137.
- [5] BEN-DAVID, E., LI, T., MASSAM, H. & RAJARATNAM, B. (2011). High dimensional bayesian inference for gaussian directed acyclic graph models. *arXiv preprint arXiv:1109.4371*.
- [6] BICKEL, P. & LEVINA, E. (2008). Regularized estimation of large covariance matrices. *The Annals of Statistics* **36**, 199–227.
- [7] CAI, T. & LIU, W. (2011). Adaptive thresholding for sparse covariance matrix estimation. *Journal of the American Statistical Association* **106**, 672–684.

- [8] CAO, X., KHARE, K. & GHOSH, M. (2016). Posterior graph selection and estimation consistency for high-dimensional bayesian dag models. *arXiv preprint arXiv:1611.01205* .
- [9] CARVALHO, C. M., MASSAM, H. & WEST, M. (2007). Simulation of hyper-inverse wishart distributions in graphical models. *Biometrika* **94**, 647–659.
- [10] CARVALHO, C. M. & SCOTT, J. G. (2009). Objective bayesian model selection in gaussian graphical models. *Biometrika* **96**, 497–512.
- [11] DAWID, A. P. & LAURITZEN, S. L. (1993). Hyper markov laws in the statistical analysis of decomposable graphical models. *The Annals of Statistics* , 1272–1317.
- [12] DELLAPORTAS, P., GIUDICI, P. & ROBERTS, G. (2003). Bayesian inference for nondecomposable graphical gaussian models. *Sankhyā: The Indian Journal of Statistics* , 43–55.
- [13] DIACONIS, P. & YLVIKAKER, D. (1979). Conjugate priors for exponential families. *The Annals of statistics* , 269–281.
- [14] DOBRA, A., HANS, C., JONES, B., NEVINS, J. R., YAO, G. & WEST, M. (2004). Sparse graphical models for exploring gene expression data. *Journal of Multivariate Analysis* **90**, 196–212.
- [15] DONNET, S. & MARIN, J.-M. (2012). An empirical bayes procedure for the selection of gaussian graphical models. *Statistics and Computing* **22**, 1113–1123.
- [16] DRTON, M., PERLMAN, M. D. et al. (2007). Multiple testing and error control in gaussian graphical model selection. *Statistical Science* **22**, 430–449.
- [17] EL KAROUI, N. (2008). Operator norm consistent estimation of large-dimensional sparse covariance matrices. *The Annals of Statistics* **36**, 2717–2756.
- [18] FITCH, A. M., JONES, M. B., MASSAM, H. et al. (2014). The performance of covariance selection methods that consider decomposable models only. *Bayesian Analysis* **9**, 659–684.
- [19] FRYDENBERG, M. & STEFFEN, L. L. (1989). Decomposition of maximum likelihood in mixed graphical interaction models. *Biometrika* **76**, 539–555.
- [20] GIUDICI, P. (1996). Learning in graphical gaussian models. *Bayesian Statistics* **5**, 621–628.
- [21] GIUDICI, P. & GREEN, P. (1999). Decomposable graphical gaussian model determination. *Biometrika* **86**, 785–801.
- [22] GREEN, P. J. & THOMAS, A. (2013). Sampling decomposable graphs using a markov chain on junction trees. *Biometrika* **100**, 91–110.
- [23] HEGGERNES, P. (2006). Minimal triangulations of graphs: A survey. *Discrete Mathematics* **306**, 297–317.
- [24] HOTELLING, H. (1953). New light on the correlation coefficient and its transforms. *Journal of the Royal Statistical Society. Series B (Methodological)* **15**, 193–232.
- [25] JOHNSTONE, I. M. (2010). High dimensional bernstein-von mises: simple examples. *Institute of Mathematical Statistics collections* **6**, 87.
- [26] JONES, B., CARVALHO, C., DOBRA, A., HANS, C., CARTER, C. & WEST, M. (2005). Experiments in stochastic computation for high-dimensional graphical models. *Statistical Science* , 388–400.
- [27] KHARE, K., RAJARATNAM, B. & SAHA, A. (2018). Bayesian inference for gaussian graphical models beyond decomposable graphs. *Journal of the Royal Statistical Society: Series B (Statistical Methodology)* **80**, 727–747.
- [28] LAM, C. & FAN, J. (2009). Sparsistency and rates of convergence in large covariance matrix estimation. *Annals of statistics* **37**, 4254.
- [29] LAURITZEN, S. L. (1996). *Graphical models*, vol. 17. Clarendon Press.
- [30] LETAC, G., MASSAM, H. et al. (2007). Wishart distributions for decomposable graphs. *The Annals of Statistics* **35**, 1278–1323.
- [31] MEINSHAUSEN, N., BÜHLMANN, P. et al. (2006). High-dimensional graphs and variable selection with the lasso. *The annals of statistics* **34**, 1436–1462.
- [32] MOGHADDAM, B., KHAN, E., MURPHY, K. P. & MARLIN, B. M. (2009). Accelerating bayesian structural inference for non-decomposable gaussian graphical models. In *Advances in Neural Information Processing Systems*.
- [33] MORTICI, C. (2010). New approximation formulas for evaluating the ratio of gamma functions. *Mathematical and Computer Modelling* **52**, 425–433.
- [34] RAJARATNAM, B., MASSAM, H., CARVALHO, C. M. et al. (2008). Flexible covariance estimation in graphical gaussian models. *The Annals of Statistics* **36**, 2818–2849.

- [35] RASKUTTI, G., YU, B., WAINWRIGHT, M. J. & RAVIKUMAR, P. K. (2009). Model selection in gaussian graphical models: High-dimensional consistency of lregularized mle. In *Advances in Neural Information Processing Systems*.
- [36] ROSE, D. J., TARJAN, R. E. & LUEKER, G. S. (1976). Algorithmic aspects of vertex elimination on graphs. *SIAM Journal on computing* **5**, 266–283.
- [37] ROVERATO, A. (2000). Cholesky decomposition of a hyper inverse wishart matrix. *Biometrika* **87**, 99–112.
- [38] ROVERATO, A. (2002). Hyper inverse wishart distribution for non-decomposable graphs and its application to bayesian inference for gaussian graphical models. *Scandinavian Journal of Statistics* **29**, 391–411.
- [39] SCOTT, J. G. & CARVALHO, C. M. (2008). Feature-inclusion stochastic search for gaussian graphical models. *Journal of Computational and Graphical Statistics* **17**, 790–808.
- [40] SEGURA, J. (2016). Sharp bounds for cumulative distribution functions. *Journal of Mathematical Analysis and Applications* **436**, 748–763.
- [41] SPOKOINY, V. (2013). Bernstein-von mises theorem for growing parameter dimension. *arXiv preprint arXiv:1302.3430* .
- [42] THOMAS, A. & GREEN, P. J. (2009). Enumerating the decomposable neighbors of a decomposable graph under a simple perturbation scheme. *Computational statistics & data analysis* **53**, 1232–1238.
- [43] UHLER, C., LENKOSKI, A., RICHARDS, D. et al. (2018). Exact formulas for the normalizing constants of wishart distributions for graphical models. *The Annals of Statistics* **46**, 90–118.
- [44] WANG, H., CARVALHO, C. M. et al. (2010). Simulation of hyper-inverse wishart distributions for non-decomposable graphs. *Electronic Journal of Statistics* **4**, 1470–1475.
- [45] WATSON, G. (1959). A note on gamma functions. *Edinburgh Mathematical Notes* **42**, 7–9.
- [46] YUAN, M. & LIN, Y. (2007). Model selection and estimation in the gaussian graphical model. *Biometrika* **94**, 19–35.

DEPARTMENT OF STATISTICS, TEXAS A&M UNIVERSITY

E-mail address: ybniu@stat.tamu.edu, debdeep@stat.tamu.edu, bmallick@stat.tamu.edu