

Artificial Intelligence for Dynamical Systems in Wireless Communications: Modeling for the Future

Harun Siljak, *Senior Member, IEEE*, Irene Macaluso, and Nicola Marchetti, *Senior Member, IEEE*

Abstract—Dynamical systems are no strangers in wireless communications. Our story will necessarily involve chaos, but not in the terms secure chaotic communications have introduced it: we will look for the chaos, complexity and dynamics that already exist in everyday wireless communications. We present a short overview of dynamical systems and chaos before focusing on the applications of dynamical systems theory to wireless communications in the past 30 years, ranging from the modeling on the physical layer to different kinds of self-similar traffic encountered all the way up to the network layer. The examples of past research and its implications are grouped and mapped onto the media layers of ISO OSI model to show just how ubiquitous dynamical systems theory can be and to trace the paths that may be taken now. When considering the future paths, we argue that the time has come for us to revive the interest in dynamical systems for wireless communications. It did not happen already because of the big question: can we afford observing systems of our interest as dynamical systems and what are the trade-offs? The answers to these questions are dynamical systems of its own: they change not only with the modeling context, but also with time. In the current moment the available resources allow such approach and the current demands ask for it. Reservoir computing, the major player in dynamical systems-related learning originated in wireless communications, and to wireless communications it should return.

Index Terms—Dynamical systems theory, wireless communications, chaos, reservoir computing.

I. INTRODUCTION

Everything is a dynamical system, depending on how you define everything (and how you define a dynamical system). In the realm of wireless communications, we can observe quantifiable system outputs evolving in time (an essential property of a dynamical system) at every level of the ISO model hierarchy, where some aspects of the behavior are seen as governed by simple rules and very ordered, while others are seemingly random. The random cases attract more attention as they are more difficult to predict and harness, and they usually include more interaction with the external factors: users and the environment. The question of whether to model these parts as dynamical systems is a multi-layered one.

Not all systems can be described by a low-order, low-complexity model. We could model the universe using elementary particles positions and momenta at a certain point

in time, but the computational power for such a variant of Laplace's demon surpasses the information limits of the same universe greatly. Measurements might be hard to obtain as well, and while throwing a die is a perfectly deterministic process with simple dynamics, not knowing the precise (and ever-changing) initial conditions at the time of the throw makes it look random (the level of understanding of the processes and the granularity of the model ties closely with the traditional understanding of uncertainty in engineering models [1], [2]). While randomness is usually portrayed as the opposite of determinism and modeled in a different fashion, dynamical systems embrace it as much as they embrace determinism. Random dynamical systems are a generalized version of the deterministic ones, as they allow for a stochastic component. In wireless communications, this is the channel equation we start with: a linear random dynamical system with noise as a random component.

The history of dynamical systems theory shows its early bond with wireless communications, as some of the fundamental dynamical systems theory concepts introduced by Poincare came from his wireless telegraphy seminars (1908). The development of both disciplines in the following decades continued going hand in hand with the oscillators that were the central object of interest in dynamical systems theory and an invaluable component of every radio device from their inception. The perspectives we investigate here are those opened in dynamical systems theory once the theory of deterministic chaos was established in the second half of the 20th century, with the notions of sensitive dependence on the initial conditions, fractal dimension attractors, ergodicity, etc. The path we chose is one of understanding the already existing dynamical phenomena within wireless systems and putting them to use.

The other road in observing dynamical systems in wireless communications is the one of chaotic communications. This has been the dominant topic in the area since the early nineties when the possibility of synchronization of two chaotic systems was demonstrated [3]. This topic has repeatedly been surveyed in the past and it represents the chaos added to a communication system, not the one found existing within it.

We begin our story by presenting the basics of dynamical systems theory. This will help us appreciate the efforts made in the past to identify elements of dynamical systems in wireless communications settings. These efforts will then be presented systematically, mapped onto the media layers of ISO OSI (International Organization for Standardization - Open Systems Interconnection) model to put the concepts into a context and to suggest the ways to proceed with the research today.

Manuscript received ..././... The authors are with the CONNECT Centre, Trinity College Dublin, Ireland (emails: {harun.siljak, macalusi, nicola.marchetti}@tcd.ie). This work was supported in part by a research grant from Science Foundation Ireland (SFI), co-funded under the European Regional Development Fund under Grant Numbers 13/RC/2077 and 13/RC/2077_P2, as well as the European Union's Horizon 2020 research and innovation programme under the Marie Skłodowska-Curie grant agreement No 713567.

Then we proceed with our central claim: the combination of dynamical systems theory and machine learning has a potential to radically change wireless communications performance. We offer some initial results motivated by recent developments in the field as a motivation for further work.

II. DYNAMICAL SYSTEMS AND CHAOS

While chaotic behavior remains the trademark of dynamical systems theory and the most interesting exhibit in its zoo, it also remains a rare catch. When we aim to understand a dynamical system, we are interested in its stability, periodicity, controllability, observability: properties of the system acting on its own and under our influence.

Giving attributes of a dynamical system to signal components previously considered to be random noise: (1) allows a better prediction, which in turn enables better suppression of interference; (2) opens an opportunity to examine it as “a feature, not a bug”- i.e. adds another degree of freedom; (3) offers a physical interpretation.

A. Signals, Phase Space, Attractors

A dynamical system is, once we know all of its degrees of freedom and sources of dynamics, a system of differential or difference equations depending on whether we work in continuous or discrete time. However, we tend to know so much only about very simple models seen in nature, or the models we devise ourselves. Usually, a dynamical system seen in the wild is a black box for us.

Both the system of equations and a black box take inputs, change their states and produce outputs, which all change in time. The number of state variables of a system is its *order*, the order of the equations’ system in case we have a mathematical description. The outputs are usually some of the states of the system visible to us.

Traditionally, system identification, i.e. building a model from the limited knowledge about the black box, is a matter of statistics and special sets of test inputs. This is the way the wireless channel is estimated with a (pilot) signal. Often, we try to obtain static or linear dynamic models as they are easy to work with. However, they are usually valid only within a narrow time or parameter interval. Nonlinear systems ask for different identification and modeling methods.

Having n state variables, it is often useful to plot them in an n -dimensional coordinate system, the *phase space*. This is where phase trajectories are observed; typical examples are shown in Figure 1. The unstable systems may diverge to infinity either quasi-periodically or aperiodically; the stable systems may converge to an equilibrium in the same manner; while the periodical systems remain confined to a cycle. However, the chaotic systems were found not to follow any of these patterns: they end up confined in a bounded part of state space called the *attractor* (unlike unstable systems), traverse it in a non-periodic manner (unlike periodic systems) and never converge to a single equilibrium (unlike stable systems). Often it is an example of a motion around two equilibria and jumping from orbiting one to orbiting the other, as seen in the celebrated Lorenz attractor shown in Fig. 1. The evolution

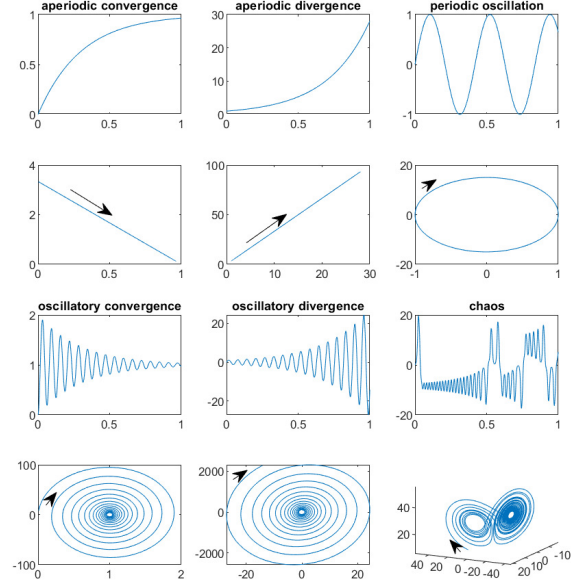


Fig. 1. Signals in time (odd rows) and corresponding attractors in phase space (even rows). The arrow indicates the direction along which system evolves in phase space (from start to end).

of trajectories on the attractor demonstrates two important properties of a chaotic system. The first one is the *sensitive dependence on initial conditions* as two arbitrarily close phase space trajectories will separate exponentially fast on the attractor, rendering prediction of future motion impossible in the long run. The second one is *ergodicity*: a phase trajectory will get arbitrarily close to any point on the attractor, given enough time has passed.

The signals and the attractors are easily obtained when the mathematical model of the system exists: even though the nonlinear differential/difference equations governing the dynamics are usually not solvable in closed form, a numerical solution can be found. However, while the system is a black box, we usually have only few (typically, only one) system outputs available. How to reconstruct the other state variables? How many to reconstruct in the first place? The signal analysis and processing for chaotic dynamical systems has a toolbox for this task. While a detailed description goes out of the scope of this paper, Fig. 2 gives an overview of the attractor reconstruction and quantitative analysis of the results.

B. The Metrics

Dynamical systems are quantitative, so many metrics are devised to assess and categorize them. From the viewpoint of control and stability, measures of stability margins describe how stable and robust a system is and how much disturbance it could take without a failure.

For chaotic systems, the measure called the *Lyapunov exponent* gained importance. In a conventional, non-chaotic

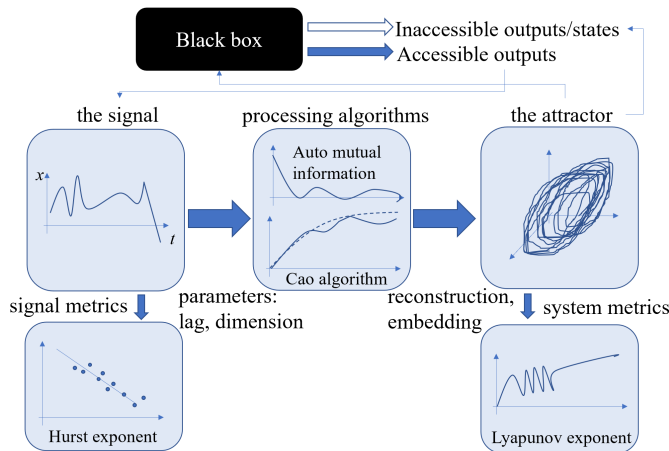


Fig. 2. The tool-chain for dynamical systems and chaos. The attractor reconstruction is based on the Takens theorem, which shows that it is possible to reconstruct an attractor based on a single output signal and delayed versions of it serving as the other state variables. The delay (lag) that should be used for the remaining state variables can be determined based on the auto-mutual information function of the signal. The use of auto-mutual information function is another hint of how closely intertwined dynamical systems theory and information theory are. After determining the delay and applying an algorithm to determine the dimension the attractor is going to be embedded into, i.e. the order of the system, an attractor can be generated. While not perfectly the same as the original, it can reveal a lot about system's dynamics and serve as a foundation for the calculations of relevant metrics. The importance of this process is the transition from signals to systems, from the particular inputs and outputs to the general mechanism.

deterministic system, it is a negative exponent which describes how fast two separate phase trajectories converge. In chaotic systems, however, we have already learned that even infinitesimally close trajectories diverge at an exponential rate: a positive Lyapunov exponent describes this dynamic. Positive Lyapunov exponent thus became a symbol of chaos and a basis for its measure.

An n -dimensional dynamical system has n Lyapunov exponents, and if it is chaotic, at least one of them is positive, resulting in sensitive dependence on the initial conditions. If at least two Lyapunov exponents are positive, we speak of hyperchaotic systems. Now, how do we measure just how chaotic a system is, and how do we compare two chaotic systems in any way?

One possible entropy-based approach, the *Kolmogorov-Sinai entropy* is related to the positive Lyapunov exponents and may give us a hint of just how unpredictable a chaotic system is, with a numerical value between 0 (non-chaotic deterministic systems) and infinity (purely random systems). The link with Shannon's entropy and information theory in general is straightforward, but interesting non-trivial results linking Lyapunov exponents of random dynamical systems and entropy in wireless channels suggest there is more to it than it meets the eye [4].

Another metric is the dimension. In the usual sense, we perceive dimension of a geometric construct as an integer, living in a 3D space, observing images as 2D projections, etc. However, if we make a finer measure of the dimension (e.g. *Hausdorff dimension*), to describe just how much of space the

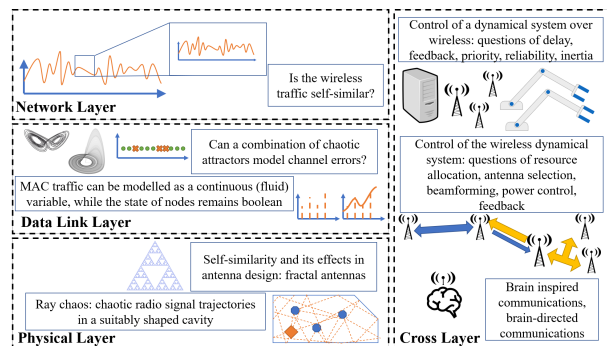


Fig. 3. What has been done in dynamical systems research over the years? Fractals, chaos, and dynamical systems control have been put to use on different layers of the media part of ISO OSI model.

object whose dimension we measure takes, we discover that not everything is integer-dimensional. In particular, observing the Lorenz attractor in Figure 1 may lead to a conclusion that it is not exactly 2-dimensional: its dimension is in fact just slightly larger than two. The non-integer dimension of strange attractors is thus another indicator and a measure of chaos.

When speaking of non-integer dimensions, it is necessary to mention self-similarity and fractals, as one of the most often mentioned features in dynamical systems and chaos, at least in the popular view. Fractals are self-similar structures, as a zoomed in part of it looks just like the bigger one, iterating the structure. The infinitely rough structure of a fractal results in its non-integer Hausdorff dimension, while retaining integer topological dimension (e.g. fractals with the topological dimension of 2 can fit in a plane).

III. UP AND DOWN THE MEDIA LAYERS

The quest for chaos and other interesting dynamical system properties was a hot topic with all features of a bandwagon at the end of the last century. The development of algorithms described in the previous section to determine chaoticity of the data (and the systems generating it) brought a series of investigations and results in different areas of science and engineering. Chaos was looked for in the phenomena previously considered random (from the stock market to temperature oscillations), and dynamical system formulation was sought in the fields where the systems were not considered quantitative at all, such as learning processes and interpersonal interaction.

Wireless communications followed suit, and the aspects examined were all over the media layers of the ISO OSI model describing it. The logic behind is simple: where there is a time series or a signal to be measured, there is a dynamical system producing it. And as we have seen, we can find out the details about the system from the outputs, even more so if it is chaotic. A preview of this historical review is given in Figure 3 and elaborated upon in this section. Illustrative references related to different layers are presented in Table I.

TABLE I
 EXAMPLES OF DYNAMICAL SYSTEMS RESEARCH FROM LITERATURE, REFLECTING CONTINUOUS, BUT NOT INTENSIVE EFFORTS IN THE AREA.

| Reference | Description |
|--------------------------------------|---|
| Holliday <i>et al.</i> 2006, [4] | Tackling the open problem of capacity analysis of channels characterized as Markov chains by interpreting it in terms of Lyapunov exponents |
| Tannous <i>et al.</i> 1991, [5] | Low-order chaos in the multipath propagation channel with a strange attractor having a dimension between 4 and 5 |
| Galdi <i>et al.</i> 2005, [6] | Accessible survey of ray chaos |
| Sirkeci-Mergen & Scaglione 2005, [7] | Continuum approximation of dense wireless networks, making a continuous distribution of nodes |
| Costamagna <i>et al.</i> 1994, [8] | First in a decade-spanning series of works suggesting a possible way of having an attractor from a known chaotic mapping to represent a channel error model. As the next order of approximation, one may use several attractors stitched together to get a behavior closer to the dynamics observed in experiments, and different channels might be represented with different system parameters. |
| Savkin <i>et al.</i> 2005, [9] | MAC for wireless networks as a hybrid system. The discrete flow of data (fast dynamics) in the network is approximated as a continuous process, while the status of nodes in the network (working/not working, slow dynamics) remains a discrete time variable. |
| Scutari <i>et al.</i> 2008, [10] | Applying tools from dynamical systems theory, stability theory and nonlinear control for multiuser MIMO (multiple input multiple output) systems |
| Moioli <i>et al.</i> 2020, [11] | Drawing inspiration from dynamical system inside human brain for sixth generation communication systems, and seeking ways to integrate those communication systems with the human brain |

A. The Physics

The wireless channel has been viewed as a dynamical system from the early beginning, but keeping a lot of its effect on the signal under the umbrella of random noise and unpredictable changes. Chaos-theoretic tools and new trends in dynamical systems theory have provided some hope to distinguish the magic of noise from the science of complexity and chaos in the channel.

Detecting low order chaos in multipath propagation in the early nineties [5] opened some promising paths for the future, but similar experiments performed later show that the deterministic chaos is not always present. The focus turned to sea clutter in radar context, but again the results have been inconclusive, and again coming short of the revolutionary applications chaotic sea clutter nature might have in detection and tracking of targets near the sea surface, if and when confirmed [12].

For a moment, examine the billiard ball system in which a tiny difference in the initial condition drastically changes the trajectory of the billiard ball, depending on the table shape and the position of other balls. The billiard ball analogy works to an extent in the context of electromagnetic waves in a chamber and explains *ray chaos*: the divergence of two electromagnetic waves originating from almost the same place, due to multiple bounces off the environment [6]. Ray chaos is achievable in other wave settings as well, e.g. the acoustic case. The case of sound waves is actually the one from which we borrow a useful application of ray chaos for radio: enabling good time reversal.

Time reversal in acoustics is the idea of creating a sound wave which is a time-reversed version of a given sound wave received: like an echo, but converging into the point of the original wave's source. This idea [13] extends to optics and radio communications, serving as the core principle of several localization and communication schemes, e.g. conjugate beamforming. In a rich scattering environment with a lot of reflections, the bounces in the multipath quickly map the entire

space and allow good time reversal. A chaotic environment has this property as well, as it exhibits ergodicity: the system will eventually pass through any part of its attractor, if we can afford to wait.

Time in dynamical system can either be a discrete or a continuous variable. An interesting example of blurring the lines between the two is the calculation of a continuous-time limit of a discrete system. The continuous model is a limit of a discrete model as the discrete time interval shrinks. If the systems are spatial instead of temporal (i.e. a distance plays the role of time), the shrinking distance produces a continuum in the limit process. In a network, the infinitely increasing density aims for the limiting continuous process [7] (Table I). The resulting continuous system may either be an approximation good enough, or a way to obtain lower/upper bounds on the discrete system performance.

B. Data Link Layer

Taking a step up on the ladder, we stay in the realm of channel modeling. The question of channel errors, their occurrence, modeling and distribution is observed and answered at the data link layer [8]. Channel error models are dynamical systems: they have a time evolution, have outputs in the form of discrete time series, but are they chaotic? Can a model based on chaotic systems encompass the dynamics of channel errors?

The subtle problem of modeling is bringing in all the existing elements of the real system into the model while keeping out all the non-existing ones. A certain dynamical system model that happens to be chaotic may represent certain statistical properties of the real system well. However, if the original system is not chaotic, the model is bringing a lot of rich, but unwanted properties of its own.

The example of channel errors is an example of a discrete-time system, but the processes we describe at this layer could be inherently a combination of both continuous and discrete

time modes. This is the case of a discrete system interacting with a continuous one, one being embedded within the other. Medium access control (MAC) for wireless networks can be modeled as such a system [9] (Table I).

C. Self-similar traffic across the layers

The characteristics of the traffic in (wireless) networks have been investigated for years from the perspective of signal processing, statistics, linear and nonlinear signal theory. The identification of statistical properties and nonlinear model parameters of both wireless LAN (local area network) and IP (internet protocol) traffic would enable better models and therefore better control, prediction, caching and routing. An elementary question is that of memory: is the time series of the wireless LAN traffic showing any long range dependence over time, or it is just coin tossing at every time instant? The same question was raised at the network layer for the IP traffic, observing the TCP (transmission control protocol) congestion control. The rise and the fall of the Nile, a celebrated example of complex patterns in nature is an example of a system's memory. In the study of the Nile, Hurst introduced the notion of Hurst Exponent as a measure of long term dependence in data. It was not too surprising when the Hurst exponents were found to be directly related with fractal dimension of self-similar data, as the memory of the system described by the Hurst exponent is affecting the smoothness of a signal and the fractal scale.

The wireless LAN traffic was expected to be self-similar: in the mid-nineties, the self-similarity in Ethernet traffic was detected and the research community had a field day in wireless traffic. The packets, the bursts, the round trip time, the errors, self-similarity appeared to be everywhere. A contributing factor for this illusion was the non-existence of the one right way to determine and quantify self-similarity in data. Another reason was the existence of external effects creating an illusion of self similarity, such as periodic interference. The case of IP traffic was more fruitful in self-similarity terms, but less relevant to the wireless context.

Down on the physical layer, some researchers have suggested the introduction of generated self-similar signals into wireless communication. One example is the use of self-similar carriers (and consequently, fractal modulation), which had limited adoption [14]. The physical fractal structure, however, has a long tradition in antenna design for wireless communications. A typical fractal antenna has a fractal shape and puts to use the two advantages of fractals, the existence of scaled structures and the space-filling properties. The self-similar scaled structures offer different scales of length for the antenna to work at, directly resulting in similar effects for different wavelengths. This does not necessarily mean good performance for the said wavelengths, so the story of fractal antennas is not that straightforward. The space-filling property is related to the capability of all fractals to achieve dense packing in some parts (in terms of antennas, it is dense packing of wires within a small surface area). For chaotic signals, it was suggested that their transmission would be robust to multipath effects and severe noise [15].

D. The Cameos: brain, control and games

Wireless communications have a long term relationship with several disciplines heavily relying on dynamical systems. This part of the story must not be overlooked, so we examine the control over wireless and the game theory in the wireless setting.

First, we note the cameo role of dynamical systems in wireless communication as seen in differential games. Defined as a game over a dynamical system, a differential game can model, control and optimize various processes in wireless communications. Again, it is very often a hybrid dynamical system the control is performed on, dealing with external dynamics such as drone or robotic movement, but also the intrinsic "dynamics" of wireless including power control, transmission rates and delays [10]. To make it realistic and useful for practical considerations, the models of the dynamical systems have to be faithful to the reality. This means that the differential game theory eagerly awaits the results of everything dynamical systems research can get from the wireless of the day.

Closely related to game theory is the control over wireless: it uses the wireless channel as the control signal medium and has to deal with all of its peculiarities, determinism and randomness alike (a timely example is that of teleoperation [16]). The control engineers got rid of the wires cluttering the factory and decreasing mobility, but had to face a whole new world of wireless communications, technologies and protocols. The distributed control system just got another dynamical system on top of it, between its nodes: the wireless. The ubiquitous wireless sensor networks are essentially control networks, just without actuators. And there again the dynamical systems emerge: the ones whose outputs are measured by the sensors and the ones the sensory data travels through.

Finally, one area of wireless communications that recognises the importance of dynamical systems and chaos is at the crossroads of engineering and neuroscience, where researchers both draw inspiration from the dynamical systems and chaotic activity in brain for bio-inspired network and device design, and seek ways to integrate modern wireless communications with human organism (brain in particular), for health-related applications of the next generation communications [11].

IV. LEARNING DYNAMICAL SYSTEMS IN WIRELESS COMMUNICATIONS

The two decades of the new century saw the new artificial intelligence spring, growing data availability and the growing capacity for data handling. In wireless communications, an early major milestone was the pioneering work on reservoir computing [17]. This concept, illustrated in Fig. 4 is the quintessential machine learning model for dynamical systems: the intermediate stage between inputs and outputs in this network is a dynamical system on its own—it does not attempt to adapt to the actual system, except for the subset of connections leading to the outputs. As such a general dynamical systems tool, reservoir computing quickly left the realm of wireless communication (only two reservoir computing applications cited in the most recent surveys of learning in this area [18],

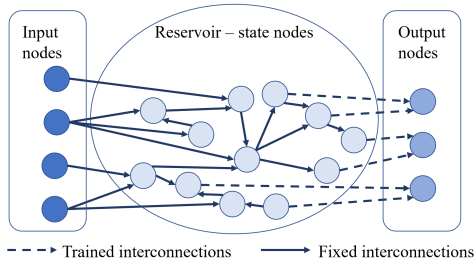
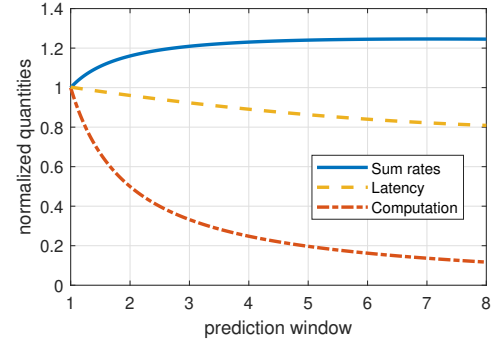


Fig. 4. Reservoir computing principle. Borrowing the structure from neural networks, reservoirs are dynamical systems with temporal dynamics and random fixed connections between state nodes (randomly selected when the reservoir is created and fixed for the future, unchanged during training). Only the output connections (toward the output nodes) are the result of training, which reduces the complexity of learning and allows the reservoir computer to use the large dynamic reservoir for different dynamical systems.


[19]) and found greener pastures. It aims, together with other machine learning paradigms, at providing a helping hand in predicting the behavior of otherwise hard-to-anticipate nonlinear systems, but we are still arguably waiting for revolutionary results. They are within the reach once we offer a helping hand to the machine learning as well: we need better models of dynamical systems for it to work on. More detailed models may ask for more computing power, but we do have it now, and in turn they greatly reduce the search space for the machine learning and allow it to focus its efforts.

Recent developments suggest that even the black box approach in which the model has no knowledge of the actual physicality of the process has a lot to offer for nonlinear dynamic systems. The application of reservoir computing to spatiotemporal chaotic systems allowed an expansion of prediction horizon—as we stated earlier, prediction of chaotic behavior is hard as two infinitesimally close trajectories diverge exponentially fast, and they separate within the time period called *Lyapunov time* (cf. Lyapunov exponents). Pathak et al. [20] report the extension of reliable prediction window from one Lyapunov time interval to eight Lyapunov times for a particular chaotic system (Kuramoto-Sivashinsky equation). This promising result, applicable to wider classes of chaotic systems, motivates our investigation of its effects in wireless communications: how to convert the information about the future into gains in basic communication quality parameters such as sum rates and latency? Improvement in these metrics has been a significant driver of the technological progress, a major argument for inclusion of new approaches (massive MIMO, mmWave) in the new standards, and a defining aspect of the current wireless communications generation, the 5G. In this analysis, we focus on *sum rate increase*, *computational burden decrease* and *latency decrease* (Fig. 5(a)). These results from simple use case scenarios (Fig. 5(b-d)) suggest significant direct benefit from dynamical systems approach to system state prediction and add quantitative incentives to our initiative for dynamical systems research: even relatively short prediction has a major effect on the observed variable, justifying investing resources into it.

The scenarios are inspired by use cases on next generation networks. The co-located massive MIMO example (5(b))



(a) The sum rates increase over 20%, latency drops by 20% and the computation burden (directly related to the power consumption reduction and minimization of hardware) drops by 90% in scenarios observed by increasing the prediction horizon from one unit interval at which prediction is currently possible (one Lyapunov time) to eight unit intervals. The conversion of prediction time gain into gain in other metrics was performed in straightforward manner.



(b) The sum rates in a fast changing system with many users in a cell depend on up-to-date channel state information (CSI) for a large number of users (our scenario is a co-located Massive MIMO base station with users in motion). Modelling the effect of CSI acquisition at the beginning of each coherence interval on the sum rates and the gradual deterioration of the CSI relevance over increasingly larger intervals leads to the expected results of sum rate increase by the virtue of less frequent need for corrections via CSI acquisition.

(c) Distributed massive MIMO with antenna selection also relies heavily on constant CSI updates for a large number of users. Using the power of prediction increase from 1 to 8 coherence intervals and at the same time allowing the vast network of transmitters and receivers to take a continuous form in its limit, we trade the burden of CSI acquisition and consequent optimisation for the burden of dynamical system prediction, which reduced the total computation.

(d) We observe the time needed to deliver a message in a multi-hop system (somewhat similar to the dynamics of epidemic spread, a famous dynamical system) as a measure of latency. The message is transferred from the initial point with the goal of reaching the fixed destination via relays which move on a walk assumed predictable by the reservoir computer. Before handing the message from one relay to another, it is checked whether the new carrier will come closer to the destination than the original carrier within the prediction horizon.

Fig. 5. The direct improvements of communication quality based on better dynamical system prediction: (a) sum rate, computational burden and latency improvements, (b) co-located massive MIMO scenario for sum rate analysis, (c) distributed massive MIMO scenario for computation analysis, (d) multi-hop scenario for latency analysis.

explores the question of what benefit for sum rates can we observe if we can predict changes in channel state information (CSI) between coherence intervals (periods in which CSI can be considered known and constant). The distributed massive MIMO example (5(c)) was used to compare the computational overhead for prediction against the computation needed for sensing, processing, and re-calculation of CSI updates. Finally, the mobile multi-hop system example (5(d)) was set up inspired by traffic scenarios (e.g. autonomous cars in urban settings) to see how predictability of motion helps in

minimising the message delivery time. These examples and their spatiotemporal variability link well with the original work of Pathak et al. [20].

When we speak of models, their integration with machine learning, and reservoir computing, it is interesting to note that Pecora and Carroll, the same researchers who have founded the field of chaotic communications with their work on synchronisation of circuits [3], have also recently done major work on understanding the effect choice of network connections within the reservoir [21]. Depending on the dynamical system the reservoir computer is trying to predict the behaviour of, the structure of computer itself does in fact matter: flipping some of the fixed connections in the reservoir (full line arrows in Fig. 4) deliver different prediction results for the same inputs. Design of structures, given information about application domain, hence becomes an important segment of work and asks for understanding of complex networks. Network science and study of complex networks are additional promising techniques for the telecommunications community's emergent toolbox of the future. The complexity is both a blessing and a curse: unintended consequences may lead to massive failures of complex networks of "smart agents" [22], but carefully designed solutions have a lot of promise for the future of technology facing climate emergency and the demise of current economic systems [23].

V. CONCLUSIONS

The time is now: the toolbox for dynamical systems has been reinforced with machine learning techniques born out of dynamical systems, and the dynamics of wireless communications offer much more to work with every day. This does not mean that the work done in the past was not important; we need to revisit it with techniques and technology we have today, and the results might have an application that could not have been foreseen decades ago.

Again, to repeat the statement we began with: the question is not whether we can treat everything in a wireless network as a dynamical system, but whether we can afford to do so. The demand is high, as the 6G and the generations of wireless to follow will benefit from getting to know the nature of the complex, dynamical world they are creating and embedding into at the same time. It is hard to find a use case of next generation networks where we could not see a nonlinear differential equation waiting to be modeled: be it the "wetware" integration with dynamics of a human body, motion in the high mobility scenario, or the myriad of rays running into potentially ray-chaotic states in Massive MIMO, terahertz communications, metasurfaces, the dynamical systems are within reach.

REFERENCES

- [1] H. D. Kabir, A. Khosravi, M. A. Hosen, and S. Nahavandi, "Neural network-based uncertainty quantification: A survey of methodologies and applications," *IEEE access*, vol. 6, pp. 36 218–36 234, 2018.
- [2] H. D. Kabir, A. Khosravi, S. K. Mondal, M. Rahman, S. Nahavandi, and R. Buyya, "Uncertainty-aware decisions in cloud computing: Foundations and future directions," *ACM Computing Surveys (CSUR)*, vol. 54, no. 4, pp. 1–30, 2021.
- [3] L. M. Pecora and T. L. Carroll, "Synchronization in chaotic systems," *Physical review letters*, vol. 64, no. 8, p. 821, 1990.
- [4] T. Holliday, A. Goldsmith, and P. Glynn, "Capacity of Finite State Channels Based on Lyapunov Exponents of Random Matrices," *IEEE Transactions on Information Theory*, vol. 52, no. 8, pp. 3509–3532, Aug. 2006.
- [5] C. Tannous, R. Davies, and A. Angus, "Strange attractors in multipath propagation," *IEEE Transactions on Communications*, vol. 39, no. 5, pp. 629–631, May 1991.
- [6] V. Galdi, I. M. Pinto, and L. B. Felsen, "Wave propagation in ray-chaotic enclosures: paradigms, oddities and examples," *IEEE Antennas and Propagation Magazine*, vol. 47, no. 1, pp. 62–81, Feb. 2005.
- [7] B. Sirkeci-Mersen and A. Scaglione, "A continuum approach to dense wireless networks with cooperation," in *Proceedings IEEE 24th Annual Joint Conference of the IEEE Computer and Communications Societies.*, vol. 4, Mar. 2005, pp. 2755–2763 vol. 4.
- [8] E. Costamagna and A. Schirru, "Channel error models derived from chaos equations," in *Proceedings of IEEE International Conference on Systems, Man and Cybernetics*, vol. 1, Oct. 1994, pp. 577–581 vol.1.
- [9] A. V. Savkin, A. S. Matveev, and P. B. Rapajic, "The medium access control problem for wireless communication networks modelled as hybrid dynamical systems," *Nonlinear Analysis: Theory, Methods & Applications*, vol. 62, no. 8, pp. 1384–1393, Sep. 2005.
- [10] G. Scutari, D. P. Palomar, and S. Barbarossa, "Competitive Design of Multiuser MIMO Systems Based on Game Theory: A Unified View," *IEEE Journal on Selected Areas in Communications*, vol. 26, no. 7, pp. 1089–1103, Sep. 2008.
- [11] R. C. Moiola, P. H. Nardelli, M. T. Barros, W. Saad, A. Hekmatmanesh, P. Gória, A. S. de Sena, M. Dzaferagic, H. Siljak, W. Van Leekwijck, D. Carrillo, and S. Latre, "Neurosciences and 6g: Lessons from and needs of communicative brains," *IEEE Communications Surveys & Tutorials*, 2021.
- [12] S. Haykin, R. Bakker, and B. W. Currie, "Uncovering nonlinear dynamics-the case study of sea clutter," *Proceedings of the IEEE*, vol. 90, no. 5, pp. 860–881, May 2002.
- [13] M. Fink, "Time reversal of ultrasonic fields. I. Basic principles," *IEEE Transactions on Ultrasonics, Ferroelectrics, and Frequency Control*, vol. 39, no. 5, pp. 555–566, Sep. 1992.
- [14] G. W. Wornell and A. V. Oppenheim, "Wavelet-based representations for a class of self-similar signals with application to fractal modulation," *IEEE Transactions on Information Theory*, vol. 38, no. 2, pp. 785–800, Mar. 1992.
- [15] H.-P. Ren, M. S. Baptista, and C. Grebogi, "Wireless communication with chaos," *Physical Review Letters*, vol. 110, no. 18, p. 184101, 2013.
- [16] P. M. Kebria, H. Abdi, M. M. Dalvand, A. Khosravi, and S. Nahavandi, "Control methods for internet-based teleoperation systems: A review," *IEEE Transactions on Human-Machine Systems*, vol. 49, no. 1, pp. 32–46, 2018.
- [17] H. Jaeger and H. Haas, "Harnessing Nonlinearity: Predicting Chaotic Systems and Saving Energy in Wireless Communication," *Science*, vol. 304, no. 5667, pp. 78–80, Apr. 2004. [Online]. Available: <http://science.sciencemag.org/content/304/5667/78>
- [18] N. C. Luong, D. T. Hoang, S. Gong, D. Niyato, P. Wang, Y.-C. Liang, and D. I. Kim, "Applications of deep reinforcement learning in communications and networking: A survey," *IEEE Communications Surveys & Tutorials*, vol. 21, no. 4, pp. 3133–3174, 2019.
- [19] J. Jagannath, N. Polosky, A. Jagannath, F. Restuccia, and T. Melodia, "Machine learning for wireless communications in the internet of things: A comprehensive survey," *Ad Hoc Networks*, vol. 93, p. 101913, 2019.
- [20] J. Pathak, B. Hunt, M. Girvan, Z. Lu, and E. Ott, "Model-free prediction of large spatiotemporally chaotic systems from data: a reservoir computing approach," *Physical review letters*, vol. 120, no. 2, p. 024102, 2018.
- [21] T. L. Carroll and L. M. Pecora, "Network structure effects in reservoir computers," *Chaos: An Interdisciplinary Journal of Nonlinear Science*, vol. 29, no. 8, p. 083130, 2019.
- [22] P. H. Nardelli and F. Kühnlenz, "Why smart appliances may result in a stupid grid: Examining the layers of the sociotechnical systems," *IEEE Systems, Man, and Cybernetics Magazine*, vol. 4, no. 4, pp. 21–27, 2018.
- [23] P. H. Nardelli, H. M. Hussein, A. Narayanan, and Y. Yang, "Virtual microgrid management via software-defined energy network for electricity sharing," *IEEE Systems, Man, and Cybernetics Magazine*, 2021.



Harun Siljak (M'15, SM'20) received the bachelor and master degrees in electronics and control engineering from the University of Sarajevo, Bosnia and Herzegovina in 2010 and 2012, respectively. He received his PhD degree in electronics and electrical engineering from the International Burch University Sarajevo, Bosnia and Herzegovina in 2015. He is currently an assistant professor in embedded systems, control and optimisation at Trinity College Dublin, Ireland, where he previously worked as a Marie Curie postdoctoral fellow (EDGE Cofund).

His research interests span from complex networks and cyber-physical systems to unconventional methods of computation, communication, and control.



Irene Macaluso is a Senior Research Fellow at CONNECT, Ireland's research centre for Future Networks and Communications, based at Trinity College, Dublin. Dr. Macaluso received her Ph.D. in Robotics from the University of Palermo in 2007. Dr. Macaluso's current research interests are in the area of adaptive wireless resource allocation, with particular focus on the design and analysis of market-based mechanisms in the management and operation of reconfigurable wireless networks and the application of machine learning to network

resource sharing. She has published more than 80 papers in internationally peer reviewed journals and conferences and holds 2 patents. She is Executive Editor of Transactions on Emerging Telecommunication Technologies (ETT) since 2016.



Nicola Marchetti is Associate Professor in Wireless Communications at Trinity College Dublin, Ireland. He performs his research under the Irish Research Centre for Future Networks and Communications (CONNECT), where he leads the Wireless Engineering and Complexity Science (WhyCOM) lab. He received the PhD in Wireless Communications from Aalborg University, Denmark in 2007, and the M.Sc. in Electronic Engineering from University of Ferrara, Italy in 2003. He also holds an M.Sc. in Mathematics which he received from Aalborg

University in 2010. His research interests include Self-Organizing Networks, Signal Processing for Communication, and Radio Resource Management. He has authored in excess of 150 journals and conference papers, 2 books and 8 book chapters, holds 4 patents, and received 4 best paper awards. He is a senior member of IEEE and serves as an associate editor for the IEEE Internet of Things Journal since 2018.