

Excited ρ mesons in $B_c \rightarrow \psi^{(\prime)} K K_S$ decays

A. V. Luchinsky*

Institute for High Energy Physics, Protvino, Russia

In the presented paper exclusive decays $B_c \rightarrow J/\psi K K_S$ and $B_c \rightarrow \psi(2S) K K_S$ are analyzed. It is shown that contributions of the excited ρ mesons should be taken into account to describe these decays. It is also shown that, unlike the corresponding τ lepton decays, peaks in m_{KK_S} distributions caused by these resonances are clearly seen and can be easily separated. Theoretical predictions for the branching fractions of the reactions and $m_{\psi K}$ distributions are also presented.

I. INTRODUCTION

The lightest vector hadron, i.e. $\rho(770)$ meson, has been studied in details. One cannot say the same, however, about its excited partners, $\rho(1450)$, $\rho(1570)$, and $\rho(1700)$. For these mesons only neutral states were observed, mainly in ee and $\pi\pi$ channels. Their decays into KK pair is hard to detect.

One of the reactions that can be used to observe KK decay of the charged excited ρ meson is the τ lepton decay $\tau \rightarrow \nu_\tau K K_S$. This process was first studied experimentally by the CLEO collaboration in 1996 [1]. Recently a more detailed result, obtained by BaBar collaboration, appeared in [2, 3]. According to papers [4] CEO data can be explained theoretically using Flatte formalism [5] and taking into account contributions of three ρ mesons. It should be interesting to check this approach on new BaBar data.

There is, however, a fundamental problem with using τ lepton decays to analyze contributions of the excited ρ mesons. It is evident that in this reaction the available energy is limited by the mass of τ lepton, $m_\tau = 1.77$ GeV, and, for example, $\rho(1570)$ can hardly be observed. It is clear, on the other hand, that a larger energy range is available in the decays of the heavier particles, e.g. B_c meson. In a series of papers (see, for example, [6–11]) it was shown how the QCD factorization theorem can be used to connect differential branching fraction of light mesons' production in exclusive τ lepton and B_c meson decays. Predictions presented in these article are in good agreement with experimental results [12–16]. It could be interesting to try such an approach for $B_c \rightarrow J/\psi K K_S$ and $B_c \rightarrow \psi(2S) K K_S$ decays.

The rest of the paper is organized as follows. In the next section we use data on $\tau \rightarrow \nu_\tau K K$ decay obtained by CLEO collaboration to determine the coupling constants of the excited ρ mesons decays into KK_S pair. In section III these results are used to make theoretical predictions for the branching fractions of $B_c \rightarrow \psi^{(\prime)} K K_S$ decays and distributions over different kinematical variables. Short discussion is presented in the last section.

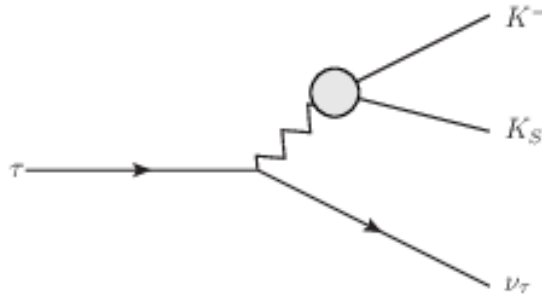


Figure 1. Feynman diagram for $\tau \rightarrow \nu_\tau K K_S$ decay

* alexey.luchinsky@ihep.ru

II. $\tau \rightarrow \nu_\tau K K_S$ DECAYS

Let us first consider KK_S pair production in τ lepton decay $\tau \rightarrow \nu_\tau K K_S$. The Feynman diagram describing this process is shown in Fig. 1 and the corresponding amplitude can be written in the form

$$\mathcal{M}_\tau = \frac{G_F}{\sqrt{2}} \bar{u}_\nu(k) \gamma^\mu (1 + \gamma_5) u_\tau(P) F(q^2) (p_1 - p_2)_\mu \quad (1)$$

where $P, k, p_{1,2}$ are the momenta of the initial lepton, τ neutrino and final K mesons respectively (in the following we will neglect the difference in K and K_S masses), $q = p_1 + p_2$ is the momentum of the virtual W boson, and $F(q^2)$ is the form factor of $W \rightarrow K K_S$ transition. It is clear, that the quantum numbers of final KK_S pair should be equal to $^G I(J^P) = 1^+(1^-)$, so this transition should be saturated by contributions of the charged ρ meson and its excitations. It is convenient to use the Flatte parametrization of the form factor [5] and write it in the form

$$F(s) = \sum_i c_i^K BW_i(s), \quad (2)$$

where the summation is performed over the intermediate ρ mesons (in the following we will take into account only contributions of the ground state $\rho(770)$ and two excited mesons $\rho' = \rho(1450)$ and $\rho'' = \rho(1700)$), c_i^K are the coupling constants,

$$BW_i(s) = \frac{m_i^2}{m_i^2 - s - i\sqrt{s}\Gamma_i(s)}, \quad (3)$$

m_i is the mass of the corresponding particle, and $\Gamma_i(\rho)$ is the energy dependent width of $\rho \rightarrow 2\pi$ decay. Since final π mesons in these decays are in P wave state, the latter width can be calculated as

$$\Gamma_i(s) = \frac{m_i^2}{s} \left(\frac{1 - 4m_\pi^2/s}{1 - 4m_\pi^2/m_i^2} \right)^{3/2} \Gamma_i \quad (4)$$

where $\Gamma_i = \Gamma_i(m_i^2)$ is the decay widths of the corresponding meson on its mass shell.

The model parameters m_i , Γ_i , and c_i^K can be determined from analysis of the experimental data, especially q -distributions in the considered decay. If we are interested only in q distributions of the considered decays, we can use formalism described in [17]. In this framework the differential width of $\tau \rightarrow \nu_\tau K K_S$ decay can be written as

$$\frac{d\Gamma(\tau \rightarrow \nu_\tau K K_S)}{d\sqrt{q^2}} = 2\sqrt{q^2} \frac{G_F^2}{16\pi m_\tau} \frac{(m_\tau^2 - q^2)^2}{m_\tau^3} (m_\tau^2 + 2q^2) \rho_T(q^2), \quad (5)$$

where

$$\rho_T(q^2) = \left(1 - \frac{4m_K^2}{q^2} \right)^{3/2} \frac{|F(q^2)|^2}{48\pi^2} \quad (6)$$

is the transversal spectral function of $W \rightarrow K K_S$ transition. Experimental analysis of the considered decay was performed, for example, by CLEO [1] and BaBar [2, 3] collaborations. In paper [4] obtained by CLEO collaboration results were used to determine the values of the model parameters m_i , Γ_i , and c_i^K . According to this paper in order to describe CLEO results the following values of the parameters should be used

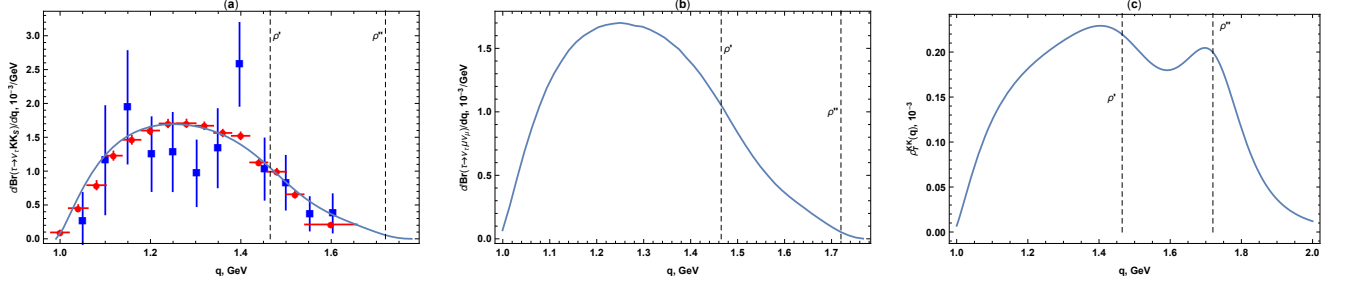
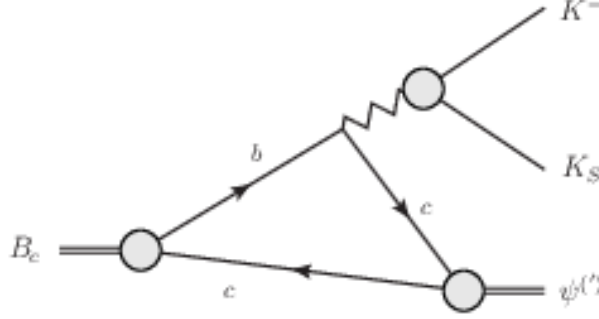
$$m_\rho = 775 \text{ MeV}, \quad \Gamma_\rho = 150 \text{ MeV}, \quad c_\rho^K = 1.195 \pm 0.009 \quad (7)$$

$$m_{\rho'} = 1465 \text{ MeV}, \quad \Gamma_{\rho'} = 400 \text{ MeV}, \quad c_{\rho'}^K = -0.112 \pm 0.010 \quad (8)$$

$$m_{\rho''} = 1720 \text{ MeV}, \quad \Gamma_{\rho''} = 250 \text{ MeV}, \quad c_{\rho''}^K = -0.083 \pm 0.019. \quad (9)$$

In the left panel of Fig. 2 we show the resulting q -dependence of the the differential width in comparison with obtained by CLEO and BaBar collaboration experimental results and It is clear that the agreement with this results is pretty good. The contributions of the exited ρ mesons (especially ρ'' one), however, can hardly be seen since these mesons lie almost on the upper limit of the allowed phase space. Indeed, the relation (5) is universal and only spectral function depends on the final hadronic state, so this relation can be rewritten in the form

$$\frac{d\Gamma(\tau \rightarrow \nu_\tau K K_S)}{d\sqrt{q^2}} = \frac{d\Gamma(\tau \rightarrow \nu_\tau \mu \nu_\mu)}{d\sqrt{q^2}} \frac{\rho_T(q^2)}{\rho_T^{\mu\nu}(q^2)}, \quad (10)$$

Figure 2. Differential width of $\tau \rightarrow \nu_\tau K K_S$ decayFigure 3. Feynman diagram for $B_c \rightarrow K K_S$ decay

where the transverse spectral function of the leptonic pair is $\rho_T^{\mu\nu}(q^2) = 1/(16\pi^2)$. Transferred momentum distribution of the semileptonic τ decay is shown in figure 2 and it is clearly seen that in the region of excited ρ mesons is strongly suppressed. That is why it could be interesting to study production of $K K_S$ pair in some other experiments. In the next section we will perform the calculation of $B_c \rightarrow \psi^{(\prime)} K K_S$ decays and show that in this case the contributions of the excited states are much more clear.

III. $B_c \rightarrow \psi^{(\prime)} K K_S$ DECAYS

The decay $B_c \rightarrow \psi^{(\prime)} K K_S$ is described by shown in Fig. 3 Feynman diagram. The corresponding matrix element can be written as

$$\mathcal{M}(B_c \rightarrow \psi^{(\prime)} K K_S) = \frac{G_F V_{cb}}{\sqrt{2}} a_1 \langle V - A \rangle_\mu F(q^2) (p_1 - p_2)^\mu, \quad (11)$$

where a_1 is the Wilson coefficient, that describe the effect of soft gluon interaction [18], $B_c \rightarrow \psi^{(\prime)} W$ transition is described by the matrix element

$$\begin{aligned} \langle V - A \rangle_\mu = & \left[2M_\psi A_0(q^2) \frac{q^\mu q^\nu}{q^2} + (M_{B_c} - M_\psi) A_1(q^2) \left(g^{\mu\nu} - \frac{q^\mu q^\nu}{q^2} \right) - \right. \\ & \left. A_2(q^2) q^\nu \left(P^\mu + k^\mu - \frac{M_{B_c}^2 - M_\psi^2}{q^2} q^\mu \right) - 2i \frac{V(q^2)}{M_{B_c} + M_\psi} e^{\mu\nu\alpha\beta} P_\alpha k_\beta \right] \epsilon_\nu, \end{aligned} \quad (12)$$

where P , k , $p_{1,2}$ are the momenta of the B_c meson, final vector charmonium, and K mesons respectively, ϵ_μ is the polarization vector of $\psi^{(\prime)}$, $q = P - k$ is the momentum of virtual weak boson, M_{B_c} and M_ψ are the masses of the corresponding particles, and $V(q^2)$, $A_{0,1,2}(q^2)$ are dimensionless form factors, whose numerical values will be discussed later.

If we are interested in q distribution only, we can use the formalism of the spectral functions and the corresponding

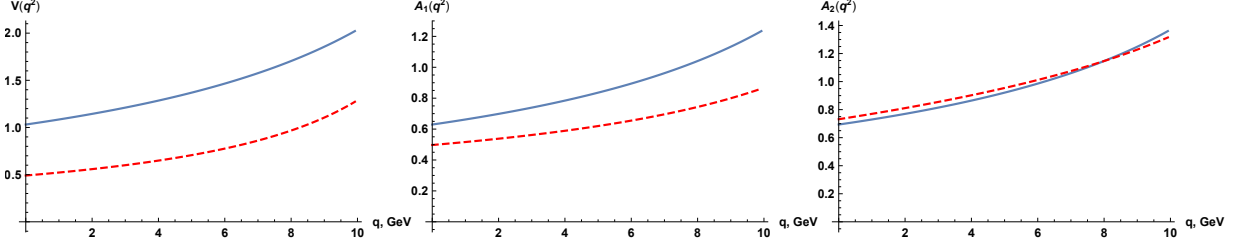


Figure 4. $B_c \rightarrow J/\psi W$ form factors. Solid blue and dashed red lined correspond to SR and PM form factor sets respectively

decay width is equal to

$$\begin{aligned} \frac{d\Gamma(B_c \rightarrow \psi^{(\prime)} K K_S)}{dq^2} &= \frac{G_F^2 V_{cb}^2 a_1^2 \rho_T(q^2)}{128\pi M_{B_c} M_\psi^2 (M_{B_c} + M_\psi)^2} \sqrt{1 - \frac{(M_\psi + q)^2}{M_{B_c}^2}} \sqrt{1 - \frac{(M_\psi - q)^2}{M_{B_c}^2}} \times \\ &\quad \left[\Delta_1^4 (\Delta_1^4 A_2^2(q^2) + 8M_\psi^2 q^2 V^2(q^2)) + \right. \\ &\quad \left. \Delta_2^4 (M_{B_c} + M_\psi)^4 A_1^2(q^2) - 2\Delta_3^6 (M_{B_c} + M_\psi)^2 A_1(q^2) A_2(q^2) \right], \end{aligned} \quad (13)$$

where

$$\Delta_1^4 = M_{B_c}^4 - 2M_{B_c}^2 (M_\psi^2 + q^2) + (M_\psi^2 - q^2)^2 \quad (14)$$

$$\Delta_2^4 = M_{B_c}^4 - 2M_{B_c}^2 (M_\psi^2 + q^2) + M_\psi^4 + 10M_\psi^2 q^2 + q^4, \quad (15)$$

$$\Delta_3^6 = M_{B_c}^6 - 3M_{B_c}^4 (M_\psi^2 + q^2) + M_{B_c}^2 (3M_\psi^4 + 2M_\psi^2 q^2 + 3q^4) - (M_\psi^2 - q^2)^2 (M_\psi^2 + q^2) \quad (16)$$

Let us discuss the parameterizations of the $B_c \rightarrow J/\psi K K_S$ decay first. It is clear that the corresponding form factors are essentially non-perturbative, so some other methods such as QCD sum rules of Potential Models should be used for their calculation. This topic is widely discussed in the literature. In the following we will use the results presented in works [19] (QCD sum rules were used in this work, in the following we will refer to it as SR) and [20] (in this case the author use potential model, PM in the following). It is clear that $A_0(q^2)$ form factor does not give contributions to the process under consideration. Transferred momentum dependence of all other form factors for models used in our work is shown in figure 4. Using these values it is easy to see that the branching fractions of the decay in different form factors models are equal to

$$\text{Br}_{SR}(B_c \rightarrow J/\psi K K_S) = (6.9 \pm 0.1) \times 10^{-5}, \quad (17)$$

$$\text{Br}_{PM}(B_c \rightarrow J/\psi K K_S) = (3.1 \pm 0.05) \times 10^{-5}, \quad (18)$$

where the uncertainty is caused by the experimental error in $\tau \rightarrow \nu_\tau K K_S$ branching fractions [2, 3]. The corresponding $\sqrt{q^2}$ distributions are shown in figure 5(a). One can see that, unlike $\tau \rightarrow \nu_\tau K K_S$ decay, the contributions of the excited ρ mesons are clearly seen and can be easily separated. It is because in the case of B_c meson decay the branching fraction of the semileptonic reaction $B_c \rightarrow J/\psi \mu \nu$ is not suppressed in $q \sim m_{\rho'}$ region [see figure 5(b)]. It is also interesting to note that form of the distributions produced by different form factor sets is almost the same with the only difference in overall normalization. The reason is that, as it can be seen from the left panel of the Figure. 4, in the significant for our task energy region SR and PM form factors are almost proportional to each other.

The distribution of the considered branching fraction over the invariant mass of $J/\psi K$ pair can also be observed experimentally. It is clear, that this distribution cannot be obtained using spectral function formalism, so we need to

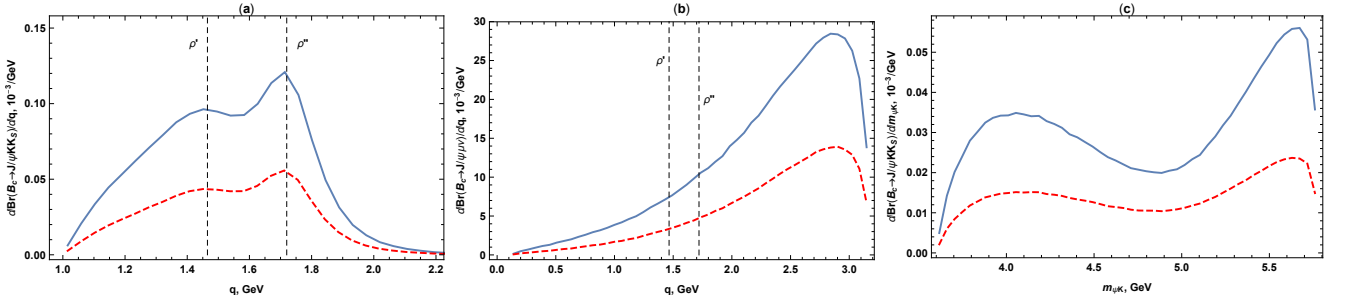


Figure 5. $B_c \rightarrow J/\psi \mu \nu$ and $B_c \rightarrow J/\psi K K_S$ distributions. Solid blue and dashed red lines correspond to SR and PM form factor sets respectively. Vertical dashed lines show the position of excited ρ resonances

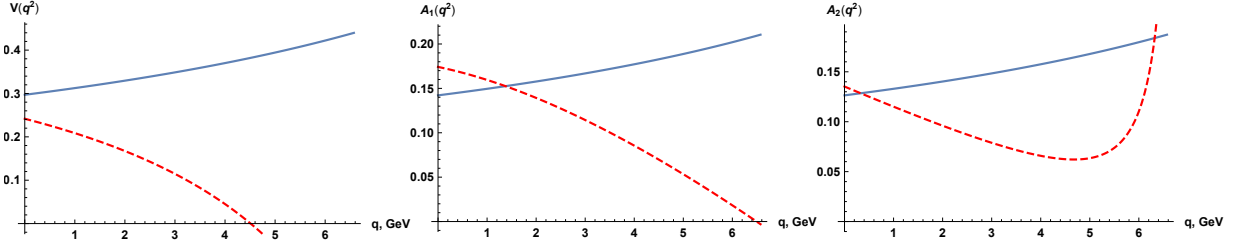


Figure 6. $B_c \rightarrow \psi(2S)W$ form factors. Notations are the same as in figure 4

calculate the corresponding squared matrix element. As a result we have

$$\frac{d^2\Gamma(B_c \rightarrow \psi^{(\prime)} K K_S)}{dq^2 dm_{\psi 1}^2} = \frac{G_F^2 V_{cb}^2 a_1^2 |F(q^2)|^2}{2048\pi^3 M_{B_c}^3 M_\psi^2 (M_{B_c} + M_\psi)^2} \left\{ \begin{aligned} & -2(M_{B_c} + M_\psi)^2 (m_{\psi 1}^2 - m_{\psi 2}^2)^2 A_1 A_2 (M_{B_c}^2 - M_\psi^2 - q^2) - \\ & 4M_\psi^2 V^2 (M_{B_c}^4 (4m_K^2 - q^2) - 2M_{B_c}^2 (4m_K^2 - q^2)(M_\psi^2 + q^2) + \\ & 4m_K^2 (M_\psi^2 - q^2)^2 + q^2 (m_{\psi 1}^4 - 2m_{\psi 1}^2 m_{\psi 2}^2 + m_{\psi 2}^4 - (M_\psi^2 - q^2)^2)) + \\ & (m_{\psi 1}^2 - m_{\psi 2}^2)^2 A_2^2 (M_{B_c}^4 - 2M_{B_c}^2 (M_\psi^2 + q^2) + (M_\psi^2 - q^2)^2) + \\ & (M_{B_c} + M_\psi)^4 A_1^2 (-16m_K^2 M_\psi^2 - (m_{\psi 1}^2 - m_{\psi 2}^2)^2 - 4M_\psi^2 q^2) \end{aligned} \right\}, \quad (19)$$

where $m_{\psi 1,2}^2 = (k + p_{1,2})^2$ are the corresponding Dalitz variables (according to momentum conservation $q^2 + m_{\psi 1}^2 + m_{\psi 2}^2 = M_{B_c}^2 + M_\psi^2 + 2m_K^2$). The corresponding distribution is shown in Fig. 5(c). It should be noted that two peaks in these distributions do not correspond to any resonances, but come from the form of $B_c \rightarrow \psi^{(\prime)} \mu \nu$ matrix element.

The form factors of $B_c \rightarrow \psi(2S)W$ transition were also studied, for example, in papers [19, 20] and we show them in figure 6. Using these form factors it is easy to calculate the branching fractions of $B_c \rightarrow \psi(2S) K K_S$ decay in different models:

$$\text{Br}_{SR}(B_c \rightarrow J/\psi K K_S) = (2.6 \pm 0.04) \times 10^{-6}, \quad (20)$$

$$\text{Br}_{PM}(B_c \rightarrow \psi(2S) K K_S) = (1.7 \pm 0.03) \times 10^{-6}. \quad (21)$$

The distributions over $K K_S$ and $\psi(2S)K$ invariant masses are shown in Fig. 7. Note that in this case the forms of q distributions for different form factor sets are quite different from each other.

IV. CONCLUSION

In the presented article production of $K K_S$ pair in exclusive τ and B_c decays is discussed. It is clear that this final state can be produced only from decay of virtual vector charged particle, i.e. ρ meson and its excitations. As a

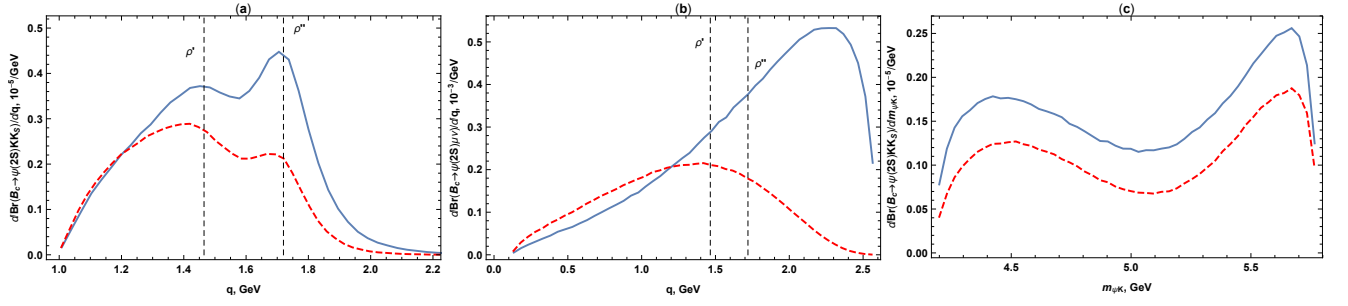


Figure 7. $B_c \rightarrow \psi(2S)\mu\nu$ and $B_c \rightarrow \psi(2S)KK_S$ distributions. Notations are the same as in Fig. 5

result, experimental investigation of the decays can give us additional information about masses and widths of these particles and the coupling constants of $\rho^{(\prime)} \rightarrow KK_S$ decays.

The decay $\tau \rightarrow KK_S\nu_\tau$ was studied experimentally, for example, in the recent BaBar papers [2, 3]. According to analysis presented in [4], these results can be explained by taking into account contributions of $\rho(770)$ meson and its two excitations, $\rho(1450)$ and $\rho(1700)$. It is clear, however, that τ lepton's mass is not very large, so peak caused by the last resonance cannot be seen in m_{KK_S} distribution. For this reason it could be interesting to study KK_S pair production in decays of a heavier particle, e.g. B_c meson.

In our paper we perform such an analysis and give theoretical description of $B_c \rightarrow J/\psi KK_S$ and $B_c \rightarrow \psi(2S)KK_S$ decays. It is clear, that the form factors of $B_c \rightarrow \psi^{(\prime)}$ transitions are required for calculations of these decays, so in our work we used two different sets of these form factors, obtained using QCD sum rules and Potential models. According to our results, peaks caused both by $\rho(1450)$ and $\rho(1700)$ resonances are clearly seen in m_{KK_S} distributions and can be easily separated. The branching fractions of the considered decays are also calculated.

It is clear, that the final K_S meson will be detected in $K_S \rightarrow \pi\pi$ decay, so observed state of the considered here decays will be $\psi^{(\prime)}K\pi\pi$. According to [11] the same final state can be produced also in the decay chain $B_c \rightarrow \psi^{(\prime)}K_1 \rightarrow \psi^{(\prime)}K\rho \rightarrow \psi^{(\prime)}K\pi\pi$ and the branching fractions of these reactions are significantly larger than the branching fractions of the decays considered in our article. It should be noted, however, that the same can also be said about the corresponding τ lepton decays, but both decays modes were observed.

The author would like to thank A.K. Likhoded and Dr. Filippova for fruitful discussions. The work was carried out with the financial support of RFFBR (grant 19-02-00302).

-
- [1] T. E. Coan *et al.* (CLEO), Phys. Rev. **D53**, 6037 (1996).
 - [2] J. P. Lees *et al.* (BaBar), Phys. Rev. **D98**, 032010 (2018), arXiv:1806.10280 [hep-ex].
 - [3] S. I. Serednyakov (BaBar), in *15th International Workshop on Tau Lepton Physics (TAU2018) Amsterdam, Netherlands, September 24-28, 2018* (2018) arXiv:1810.06242 [hep-ex].
 - [4] C. Bruch, A. Khodjamirian, and J. H. Kuhn, Eur. Phys. J. **C39**, 41 (2005), arXiv:hep-ph/0409080 [hep-ph].
 - [5] S. M. Flatte, Phys. Lett. **63B**, 224 (1976).
 - [6] A. K. Likhoded and A. V. Luchinsky, Phys. Rev. **D81**, 014015 (2010), arXiv:0910.3089 [hep-ph].
 - [7] A. K. Likhoded and A. V. Luchinsky, Phys. Rev. **D82**, 014012 (2010), arXiv:1004.0087 [hep-ph].
 - [8] A. V. Berezhnoy, A. K. Likhoded, and A. V. Luchinsky, (2011), arXiv:1104.0808 [hep-ph].
 - [9] Z.-G. Wang, Phys. Rev. **D86**, 054010 (2012), arXiv:1205.5317 [hep-ph].
 - [10] A. V. Luchinsky, Phys. Rev. **D86**, 074024 (2012), arXiv:1208.1398 [hep-ph].
 - [11] A. V. Luchinsky, (2013), arXiv:1307.0953 [hep-ph].
 - [12] R. Aaij *et al.* (LHCb), Phys. Rev. **D87**, 112012 (2013), [Addendum: Phys. Rev.D89,no.1,019901(2014)], arXiv:1304.4530 [hep-ex].
 - [13] R. Aaij *et al.* (LHCb), JHEP **05**, 148 (2014), arXiv:1404.0287 [hep-ex].
 - [14] V. Khachatryan *et al.* (CMS), JHEP **01**, 063 (2015), arXiv:1410.5729 [hep-ex].
 - [15] R. Aaij *et al.* (LHCb), Phys. Rev. Lett. **108**, 251802 (2012), arXiv:1204.0079 [hep-ex].
 - [16] R. Aaij *et al.* (LHCb), Eur. Phys. J. **C77**, 72 (2017), arXiv:1610.01383 [hep-ex].
 - [17] Y.-S. Tsai, Phys. Rev. **D4**, 2821 (1971), [Erratum: Phys. Rev.D13,771(1976)].
 - [18] G. Buchalla, A. J. Buras, and M. E. Lautenbacher, Rev. Mod. Phys. **68**, 1125 (1996), arXiv:hep-ph/9512380 [hep-ph].
 - [19] V. V. Kiselev, (2002), arXiv:hep-ph/0211021 [hep-ph].
 - [20] D. Ebert, R. N. Faustov, and V. O. Galkin, Phys. Rev. **D68**, 094020 (2003), arXiv:hep-ph/0306306 [hep-ph].