

FURTHER INVESTIGATIONS INTO THE GRAPH THEORY OF ϕ^4 -PERIODS AND THE c_2 INVARIANT

SIMONE HU, OLIVER SCHNETZ, JIM SHAW, AND KAREN YEATS

ABSTRACT. A Feynman period is a particular residue of a scalar Feynman integral which is both physically and number theoretically interesting. Two ways in which the graph theory of the underlying Feynman graph can illuminate the Feynman period are via graph operations which are period invariant and other graph quantities which predict aspects of the Feynman period, one notable example is known as the c_2 invariant. We give results and computations in both these directions, proving a new period identity and computing its consequences up to 11 loops in ϕ^4 -theory, proving a c_2 invariant identity, and giving the results of a computational investigation of c_2 invariants at 11 loops.

CONTENTS

0. Introduction	1
1. Background	2
2. The Fourier Split	11
3. Double Triangle Reduction and Decompletion	19
4. Computation of c_2 invariants at 11 loops	23
Appendices	34
References	37

0. INTRODUCTION

In perturbative quantum field theory one studies physical processes by expanding in small parameters. One of the most famous, and still very useful, type of such expansions are expansions indexed by Feynman diagrams. Feynman diagrams are graphs which symbolize particle interactions and each one indexes an integral: its Feynman integral. For further details see a quantum field theory textbook such as [14]. Feynman integrals are interesting from many perspectives; physically they are a tool to calculate amplitudes, analytically they are a rich family of very difficult integrals, number theoretically they can often (at least for small graphs) be expressed in terms of multiple zeta values and other arithmetically interesting presumably transcendental numbers, see for instance [2, 5, 4, 27] and the references therein. Feynman integrals and Feynman diagrams also lead to interesting graph theoretic questions. Sometimes Feynman diagrams motivate new purely combinatorial techniques [18]. Other times natural questions on the physics side can be answered by combinatorics, often with questions and results of pure combinatorial interest along the way. We will be working in this latter direction.

We will restrict our attention to Feynman integrals of 4-point Feynman diagrams in massless euclidean ϕ^4 -theory in 4-dimensions. In fact we will further restrict to a particular residue of this integral known as the Feynman period [5, 30]. The Feynman period is essentially the coefficient of the divergence and so for subdivergence free Feynman diagrams the period captures an important renormalization scheme independent part of the Feynman integral. The number theoretic content of Feynman periods also remains interesting, see for example [7].

Date: December 21, 2018.

From a graph theoretical side this means that we will be working with graphs which are 4-regular but with the possibility of external edges. External edges are best thought of as half-edges which add to the degree of their one incident vertex as usual but do not connect to another vertex. The external edges represent the particles entering or exiting the system. The period, then, can be defined as an integral directly from the graph. It is defined and discussed in the next section. Notably the integral is controlled by the Kirchhoff polynomial of the graph which is a multivariate polynomial given as a sum of spanning trees. Consequently the Feynman period has an algebro-geometric feel as the variety defined by the vanishing of the Kirchhoff polynomial is central, and a combinatorial feel through the manipulation of spanning trees.

After setting up the objects and definitions we need, we proceed to show that the graph transformation of taking a planar dual on one side of a small separation in the graph is a period invariant. This proves many new identities of Feynman periods and we collect the new identities up to 11 loops* in the first appendix.

The remainder of the paper considers the c_2 invariant, an arithmetic graph invariant defined by one of us in [29]. For a given graph the c_2 invariant is a sequence indexed by prime powers (the definition is in the next section). Some very interesting sequences show up including Fourier expansions of modular forms [7, 8, 19]. Although the Feynman period and the c_2 invariant look at the geometry of the Kirchhoff variety from different directions they are closely linked.

There are three directions we could hope to take with the c_2 invariant; we could understand its symmetries and properties, we could more precisely understand its connection with the Feynman period, and we could work to compute it. In the first direction, we look at a known property of the c_2 invariant, its invariance under double triangle reductions [11] and tidy up how it relates to a conjectured symmetry known as completion.

We do not address the second direction, here. We refer the reader to [6].

Regarding the third direction, one of us with Brown in [8] reported on exhaustive calculations for all 4-point ϕ^4 graphs up to loop order 10 and for small primes. This was done by using denominator reduction [5] to reduce the number of variables in the polynomial along with further tricks to make the computation tractable, ultimately finishing by directly counting points on a now small polynomial. However, 11 loops remained out of reach. Another of us alone and with Chorney [34, 12, 36] has used a different approach only for very small primes though applicable to the entirety of certain special families of graphs. Part of this approach can also be applied to individual graphs and is more tractable for large graphs than the previous approach, though larger primes are less accessible as the complexity growth in the size of the prime is worse. We use this technique to calculate all 11 loop 4-point c_2 invariants up to $p = 7$ and many to $p = 13$.

Acknowledgements. The authors would like to thank Iain Crump and Erik Panzer for their up-to-date lists of period equivalences and Hepp bounds of 4-point ϕ^4 graphs up to loop order 11.

KY is supported by an NSERC discovery grant and a Humboldt Fellowship; JS was supported by an NSERC USRA; OS is supported by DFG grant SCHN 1240.

1. BACKGROUND

In this paper, we will only be considering 4-point Feynman integrals in four-dimensional ($D = 4$) massless euclidean ϕ^4 -theory. Combinatorially, these correspond to graphs with 4 external half-edges and every vertex having degree 4 (where external edges contribute to the degree).

*An ℓ -loop graph is a graph where the dimension of the cycle space is ℓ . Another way to say this is that the first Betti number of the graph is ℓ .

(1.1) 4-point graphs. Let G be a 4-point graph in ϕ^4 -theory, that is a 4-regular graph with 4 external half-edges. Let $m = \#V$ be the number of vertices in G , $n = \#E$ the number of internal edges and ℓ the loop order.

The superficial degree of divergence of a Feynman integral is a measure of how badly the integral diverges as the energies get large. It is obtained by tallying how many powers of the integration variables are contributed by each edge and vertex, compared to how many integration variables there are. Consequently, it can be distilled into a purely combinatorial invariant of the graph, see Section 5.2 of [33] for a description in a similar language to here.

In our case, as ϕ^4 -theory is renormalizable in $D = 4$, the superficial degree of divergence of G is

$$\text{sdd}(G) = 4\ell - 2n = 4 - q$$

where q is the number of external half-edges. Here we use that there are $2n + q = 4m$ half-edges and Euler's formula for connected graphs,

$$m - n + \ell = 1,$$

which gives

$$4\ell - 2n = 4(1 + n - m) - 2n = 4 + 2n - 4m = 4 - q.$$

As $q = 4$, every 4-point graph is logarithmically divergent (that is $\text{sdd}(G) = 0$) and furthermore we get the equality $n = 2\ell$. Using Euler's formula again gives us that $m = \ell + 1$.

(1.2) Periods. The standard approach to perturbative quantum field theory begins with a Lagrangian density, which in our case would be

$$\mathcal{L} = \frac{1}{2}(\partial\phi)^2 - \frac{\lambda}{4!}\phi^4,$$

and then builds the path integral

$$A = \int D\phi \exp\left(i \int d^4x \mathcal{L} + J\phi\right).$$

Expanding in J and taking the coefficient of J^4 gives the 4-point function and this itself can be expanded as a series in λ . Wick's theorem says that this expansion can be calculated by summing over graphs of the type we are working with and each graph contributes its Feynman integral. From this point on we can ignore the standard derivation (and the foundational issues involving the path integral), and simply define the 4-point amplitude as the formal sum of these Feynman integrals viewed as formal integral expressions. Standard results, known in both quantum field theory and enumerative combinatorics [15], allow us to reduce to one-particle irreducible (1PI) graphs* by taking a logarithm and a Legendre transform. Consider then the individual Feynman integrals. These need to be renormalized, but that is not to the point for the present paper, as instead we will simplify matters by restricting to primitive graphs (graphs without subdivergences, see Definition 1.2). Primitive graphs have finite residues which do not depend on any kinematical parameters and give a renormalization scheme independent contribution to the beta function of the theory. This residue has come to be known as the **period** [5, 30] of the primitive graph, and is defined below.

Given a Feynman graph G , the Feynman rules tell us how to translate G into its period in different representations, known as the different spaces: position, momentum, parametric and dual parametric. The first two of these correspond to assigning 4-dimensional vectors to vertices and cycles respectively, with each edge contributing a factor to the integrand; its propagator appropriate to the space. Parametric and dual parametric space are slightly different. Now each edge is assigned a variable, completing the trio of variable assignments to vertices, cycles, and edges, but these edge variables are real scalars and are collected into one polynomial rather than each contributing a factor.

*These are 2-edge-connected graphs in the language of graph theory.

To use the Feynman rules, first we arbitrarily orient the edges and cycles of G and suppose ℓ is the loop order. Here we will use the notation x^2 to denote the norm squared* $\|x\|^2$ and $\mathbb{1}$ will represent some fixed choice of unit vector.

In position space, the variable x_i is attached to vertex i . Each edge (i, j) then gets the propagator $\frac{1}{(x_i - x_j)^2}$. By setting one vertex to 0, say x_0 , and one vertex to $\mathbb{1}$, say x_1 , the period of G is

$$P_G = \pi^{-2(\ell-1)} \int d^4 x_2 \cdots d^4 x_\ell \frac{1}{\prod_{e=(i,j)} (x_i - x_j)^2 \Big|_{x_0=0, x_1=\mathbb{1}}}.$$

The freedom to set one variable to 0 and one to $\mathbb{1}$ comes from the fact that the whole integral is invariant under affine linear transformations, so we can translate it to the origin and move it into a standard position (and scale) there.

In momentum space, now variables p_i are associated with each cycle in an oriented cycle basis of the graph (there are ℓ such cycles). Each edge gets the propagator $\frac{1}{p_e^2}$ where $p_e = \sum \pm p_i$ is the signed sum of the cycles that run through edge e , with signs depending on which direction the cycles go through the edge. By setting one momentum vector (a cycle in the basis) to $\mathbb{1}$, say p_1 , the period of G is

$$P_G = \pi^{-2(\ell-1)} \int d^4 p_2 \cdots d^4 p_\ell \frac{1}{\prod_e p_e^2 \Big|_{p_1=\mathbb{1}}}.$$

Here the freedom to set one variable to $\mathbb{1}$ comes from the fact that we can always normalize the momentum variables with respect to one such variable and we have rotational invariance.

Note that we can transform between position space and momentum space through a Fourier transform. For both spaces, the domain we are integrating over is all of \mathbb{R}^4 .

Now, using the Schwinger trick and setting one edge variable to the scalar 1, say α_1 , we can transform to parametric space to get

$$(1.1) \quad P_G = \int_0^\infty d\alpha_2 \cdots d\alpha_{2\ell} \frac{1}{\Psi_G^2 \Big|_{\alpha_1=1}}$$

where α_e is a variable attached to each edge e in G and

$$\Psi_G = \sum_{\substack{T \\ \text{spanning tree}}} \prod_{e \notin T} \alpha_e$$

is the **graph polynomial** or **Kirchhoff polynomial** of G .

Finally, dual parametric space is very similar to parametric space, with the only difference being we now take the edges $e \in T$ in the graph polynomial. The graph polynomials for parametric space and dual parametric space are related by a Cremona transformation.

Example 1.1 — (Triangle graph polynomial)

Let G be a triangle with edges labelled α_1, α_2 and α_3 . Then the Kirchhoff polynomial of G is $\Psi_G = \alpha_1 + \alpha_2 + \alpha_3$ since there are 3 spanning trees of G , each corresponding to the removal of an edge in the triangle. Hence there are three monomials and each monomial corresponds to the edge that was cut to form the spanning tree of the triangle.

As all these integrals for P_G relate through some transformation of variables, we must have that these are all equivalent definitions for the same number (if it exists). Note, in each case, the choice of cycle, vertices or edge to set is arbitrary. See [30] for details and proofs.

*here we conveniently use Euclidean signature, see e.g. [14]

It turns out that when G is primitive and logarithmically divergent, that is a 4-point graph with no 1PI divergent subgraphs (i.e. primitive for the co-product of the renormalization Hopf algebra on Feynman graphs), P_G is well-defined. Then, we call P_G the **period of G** . Furthermore, primitivity and logarithmic divergence gives necessary and sufficient conditions for the convergence of P_G (see Proposition 5.2 in [2]), and so we will simply call this condition *primitivity*. More formally, in terms of graphs we can define primitivity (with logarithmic divergence included) as follows:

Definition 1.2 — A graph G is *primitive* if:

- $n = 2\ell$; where $n = n(G)$ is the number of edges in G and $\ell = \ell(G)$ is the loop number of G
- every non-empty proper subgraph $\gamma \subset G$ has $n(\gamma) > 2\ell(\gamma)$

In [27], one of us outlined a method to calculate some of these periods. However, in general these periods remain difficult to calculate. Yet, we would like to understand their properties. One way forward is through studying the properties of the underlying graphs and manipulating these graphs to find period symmetries. Another method is through studying related invariants that are easier to work with but still can capture some important information from the period and the graphs, such as the c_2 invariant.

There is an interplay between both these methods in the sense that we would also like to find symmetries on graphs that may not preserve the period but some other related invariant. From the other direction, we would also want any related invariant to preserve some, or ideally all, of the period symmetries found through studying the underlying graphs.

Note that the term "period" comes from algebraic geometry: Looking at P_G in its parametric form, if it exists, Ψ_G is simply a polynomial in variables α_e with integer coefficients. Thus Ψ_G^{-2} is a rational function with P_G a number arising as its integral over $\alpha_e \geq 0$. That is, P_G is a period as defined by Kontsevich and Zagier [17] and in the same sense as how multiple zeta values are periods.

(1.3) Completion. In ϕ^4 -theory, as every logarithmically divergent graph has 4 external legs, we can uniquely "complete" any such graph G by adding a new vertex connected to all the external edges, giving us a 4-regular graph which is connected if the original graph is connected (and sometimes even if not). We call this 4-regular graph the **completion** of G .



(a) A primitive one-loop Feynman graph.

(b) The unique completion of (a).

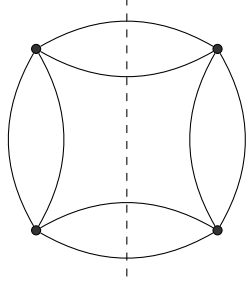
FIGURE 1. The primitive graph of one loop and its completion.

Conversely, given a (connected) 4-regular graph G , we can delete a vertex v to get a logarithmically divergent ϕ^4 graph $G - v$. We call $G - v$ a **decompletion** of G . Note that you can get non-isomorphic decompletions of the same 4-regular graph. When the choice of decomposition is not important (either because we are in a case where all the decompletions are isomorphic, or we are interested in a quantity that is invariant under the choice of decomposition), then we will write \tilde{G} to represent any choice of decomposition of G .

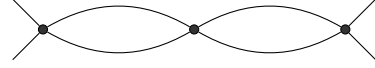
We need a notion of primitive for these 4-regular graphs such that by removing any vertex, we stay within primitive 4-point graphs in ϕ^4 -theory (for which the period is well-defined).

Definition 1.3 — A 4-regular graph G with ≥ 3 vertices is called **completed primitive** if the only way to split G into multiple connected components with 4 edge cuts is to separate off a vertex, that is there are only trivial 4 edge cuts. In other words, G is internally 6-edge connected. In this case, we say that G has loop order ℓ if $G - v$ has loop order ℓ for any vertex v .

Proposition 1.4 — (Proposition 2.6 in [30]) Let G be a 4-regular graph and v any vertex in G . Then G is completed primitive if and only if $G - v$ is primitive.



(a) A 4-regular graph on 4 vertices.



(b) Decomposition of the 4-regular graph.

FIGURE 2. A non primitive graph and its completion. Notice the trivial 4 edge cut condition in Definition 1.3 is violated so (a) is not completed primitive. Primitivity (Definition 1.2) is violated in (b) because (b) contains the primitive one-loop graph (Figure 1a) as a subgraph.

In [30] it is proved that the period is completion invariant. That is, any two decompositions of the same 4-regular completed primitive graph have the same period:

Theorem 1.5 — (Theorem 2.7 of [30]) Let G be a 4-regular completed primitive graph of loop order ℓ . The period of $G - v$ for any vertex v , is the same for all choices of v .

To emphasize the invariance of the previous theorem we will often write $P_{\tilde{G}}$; we can think of this period as belonging to G itself, and so sometimes for a completed primitive graph P_G is defined to mean P_{G-v} , but we will not do this so as to avoid confusion.

This completion symmetry tells us that rather than looking at periods of 4-point graphs, we can instead focus on 4-regular graphs. Note that completion considerably reduces the number of relevant graphs at each loop order ≥ 5 .

Example 1.6 — (Period calculation of Figure 1a)

Consider the (unique) primitive graph with one loop G (Figure 1a). Using Eq. (1.1), the parametric space representation of the period, we get

$$\begin{aligned} P_G &= \int_0^\infty d\alpha_2 \frac{1}{\Psi_G^2|_{\alpha_1=1}} = \int_0^\infty d\alpha_2 \frac{1}{(\alpha_1 + \alpha_2)^2|_{\alpha_1=1}} \\ &= \int_0^\infty d\alpha_2 \frac{1}{(1 + \alpha_2)^2} = -\frac{1}{1 + \alpha_2} \Big|_0^\infty = 1. \end{aligned}$$

(1.4) The c_2 invariant. Looking at the period in its parametric form, notice we are integrating over the denominator Ψ_G^2 , which is just a polynomial in $|E(G)|$ variables. In particular, in order to understand and characterize properties of the period, we need to understand the structure of Ψ_G .

This motivates the study of the zeros of Ψ_G and the polynomials (denominators) that arise after several steps of integration. In [29], one of us introduced the following arithmetic invariant and proved it is well-defined:

Definition 1.7 — (Theorem 2.9 of [29]) *Let q be a prime power and \mathbb{F}_q the finite field with q elements. Let G be a connected graph with at least 3 vertices. Then the c_2 -invariant of G at q is*

$$c_2^{(q)}(G) \equiv \frac{[\Psi_G]_q}{q^2} \pmod{q}$$

where $[\Psi_G]_q$ is the number of zeros of Ψ_G in $\mathbb{F}_q^{|E(G)|}$.

Denote by $\mathbf{c}_2(\mathbf{G})$ the sequence of $c_2^{(q)}(G)$ for all prime powers q .

The c_2 invariant is relatively easy to calculate, compared to the period, at least for low loop orders or small primes $q = p$, and still encapsulates many of the properties of the period and its underlying graph. For further details we refer the reader to [10]. However, whether the completion symmetry holds for the c_2 invariant is still unknown.

Conjecture 1.8 (Brown and Schnetz; c_2 completion) — (Conjecture 4 of [7])

Let G be a connected 4-regular graph and v and w be vertices of G . Then

$$c_2(G - v) = c_2(G - w).$$

Optimistically, there has been some progress in the special case of $q = 2$ (see [35]). It is also known when there is a double triangle (defined in Section 3), we can reduce the problem to smaller graphs.

(1.5) Graph polynomials. Let G be a connected graph. Recall that for the graph polynomial of G , we associate a Schwinger parameter α_e to each edge e and get

$$\Psi_G = \sum_{T \subseteq G} \prod_{e \notin E(T)} \alpha_e$$

where the sum runs over all spanning trees of G .

To represent this polynomial as a determinant of a matrix, we first define the following:

Definition 1.9 — *Given a connected graph G , choose an arbitrary orientation on the edges. Let \mathcal{E}_G be the $|V(G)| \times |E(G)|$ signed incidence matrix, with any one row (corresponding to a vertex) removed. Let A be the diagonal matrix of α_e for e in $E(G)$, in the same order as the columns of \mathcal{E}_G . Then we define the **expanded Laplacian** of G to be*

$$M_G = \left[\begin{array}{c|c} A & \mathcal{E}_G^T \\ \hline -\mathcal{E}_G & \mathbf{0} \end{array} \right].$$

While this matrix is not well-defined as it depends on the choice of row removed in \mathcal{E}_G as well as the choice of orderings and orientation, we have

$$\Psi_G = \det(M_G)$$

for any such choice. We can then define the following:

Definition 1.10 — *Let I , J , and K be subsets of edges of G such that $|I| = |J|$. Without restriction we can assume $I \cap K = J \cap K = \emptyset$. Denote $M_G(I, J)_K$ the matrix obtained from M_G by deleting rows indexed by I and columns indexed by J , and setting $\alpha_e = 0$ for $e \in K$. Then the **Dodgson polynomial** is defined to be*

$$\Psi_{G,K}^{I,J} = \det M_G(I, J)_K.$$

This polynomial is well-defined up to sign which depends on which choice of M_G is used (we keep a choice of M_G fixed from now on). When the graph G is clear from the context, we will drop the subscript of G .

We will need the following properties of Dodgson polynomials, also found in Sections 2.2, 2.3 of [5], though care must be taken with the signs.

Proposition 1.11 — *Let e be an edge in G . Define $\sigma_e = (-1)^{n_e}$ where $n_e = |\{i \in I : i < e\}| + |\{j \in J : j < e\}|$ and $i < e$ means i has a smaller index than e in M_G .*

– *Deleting the edge e corresponds to deleting the row and column corresponding to e in $M_G(I, J)_K$:*

$$\Psi_{G \setminus e, K}^{I, J} = \det M_G(I \cup e, J \cup e)_K = \Psi_{G, K}^{I \cup e, J \cup e}$$

– *Contracting the edge e (keeping multiple edges and self loops) corresponds to setting the variable α_e to 0 in $M_G(I, J)_K$:*

$$\Psi_{G/e, K}^{I, J} = \sigma_e \det M_G(I, J)_{K \cup e} = \sigma_e \Psi_{G, K \cup e}^{I, J}$$

Thus we have

$$\Psi_{G, K}^{I, J} = \sigma_e (\Psi_{G \setminus e, K}^{I, J} \alpha_e + \Psi_{G/e, K}^{I, J}).$$

That is, Dodgson polynomials satisfy a deletion-contraction relation. It also follows that by passing to a minor of G , we can assume $I \cap J = K = \emptyset$ as

$$\Psi_{G, K}^{I, J} = \pm \Psi_{G', \emptyset}^{I', J'}$$

where $G' = G \setminus (I \cap J) / (K \setminus (I \cap J))$, $I' = I \setminus (I \cap J)$, and $J' = J \setminus (I \cap J)$.

Proof. The deletion relation $\det M_G(I \cup e, J \cup e)_K = \det M_{G \setminus e}(I, J)_K$ holds up to sign because the matrices are the same.

Take the determinant of $M_G(I, J)_K$ by cofactor expansion along the row or column where α_e resides. If α_e is in row and column k in M_G , then α_e is in row $k - |\{i \in I : i < e\}|$ and column $k - |\{j \in J : j < e\}|$ in $M_G(I, J)_K$. The cofactor corresponding to α_e has a factor of $(-1)^{n_e} = \sigma_e$. We get that

$$\Psi_{G, K}^{I, J} = \sigma_e \alpha_e \det M_G(I \cup e, J \cup e)_K + \det M_G(I, J)_{K \cup e}.$$

We now prove the contraction relation. First, we note that the incidence matrix $\mathcal{E}_{G/e}$ is obtained from \mathcal{E}_G by applying row operations until there is only a single non-zero 1 or -1 entry left in the k th column, and then removing the row and column corresponding to that non-zero entry. In $M_G(I, J)_{K \cup e}$, after reducing the row and column of α_e in $M_G(I, J)$ to a single non-zero element, take the cofactor expansion along the row (or column) containing that single non-zero element. The resulting submatrix is $M_{G/e}(I, J)_K$. The cofactor expansion yields a sign of $(-1)^{n_e}$ by a similar argument as above. This proves both the contraction and deletion-contraction relations. ■

Using the matrix tree theorem:

Lemma 1.12 — *Let U be a subset of edges of G such that $|E(G \setminus U)| = \ell(G) = |E(G)| - |V(G)| + 1$. Let $\mathcal{E}_G(G \setminus U)$ denote the square $(|V(G)| - 1) \times (|V(G)| - 1)$ matrix obtained from \mathcal{E}_G by deleting the columns indexed by the edges of $G \setminus U$ (recall that \mathcal{E}_G already has one row removed). Then*

$$\det \mathcal{E}_G(G \setminus U) = \begin{cases} \pm 1 & \text{if } U \text{ is a spanning tree of } G \\ 0 & \text{otherwise} \end{cases}$$

we get the following:

Proposition 1.13 — Suppose $I \cap J = K = \emptyset$. Then we have

$$\Psi_{G,\emptyset}^{I,J} = \sum_{U \subset G \setminus (I \cup J)} \det(\mathcal{E}_G(G \setminus (U \cup I))) \det(\mathcal{E}_G(G \setminus (U \cup J))) \prod_{u \notin U} \alpha_u$$

where the sum runs over all subgraphs U such that $U \cup I$ and $U \cup J$ are both spanning trees in G .

One specific combination of Dodgson polynomials of importance is the 5-invariant.

Definition 1.14 — Given edges $1, \dots, 5$ for a graph G , define the **5-invariant** of G , ${}^5\Psi_G(1, \dots, 5)$ as

$${}^5\Psi_G(1, \dots, 5) = \pm \det \begin{pmatrix} \Psi_5^{12,34} & \Psi_5^{13,24} \\ \Psi^{125,345} & \Psi^{135,245} \end{pmatrix}.$$

The 5-invariant is defined up to overall sign. Furthermore, permuting the order of the edges $1, \dots, 5$ only changes the sign of ${}^5\Psi_G(1, \dots, 5)$, see Lemma 87 in [5].

(1.6) Denominator reduction. Given a graph G and a sequence of edges $e_1, \dots, e_{|E(G)|}$ we define

$$D_G^5(e_1, \dots, e_5) = {}^5\Psi_G(e_1, \dots, e_5).$$

To define $D_G^n(e_1, \dots, e_n)$ for $n > 5$, we do so recursively. Suppose $D_G^n(e_1, \dots, e_n)$ is a polynomial in variables $\alpha_{n+1}, \alpha_{n+2}, \dots, \alpha_{|E(G)|}$. Then if $D_G^n(e_1, \dots, e_n)$ factors as

$$D_G^n(e_1, \dots, e_n) = (A\alpha_{n+1} + B)(C\alpha_{n+1} + D),$$

we define

$$D^{n+1}(e_1, \dots, e_{n+1}) = \pm(AD - BC).$$

This process ends when $D_G^{n+1} = 0$ or D_G^n cannot be factored.

Note that after $n = 5$, the ability to factor the polynomial in the desired form may depend on the sequence of edges chosen, so the process may terminate sooner for some edge orderings compared to others. However, $D_G^n(e_1, \dots, e_n)$ is independent of the choice of ordering of e_1, e_2, \dots, e_n for every order for which it is defined. This process is called **denominator reduction**. We call $D_G^n(e_1, \dots, e_n)$ the **n-invariant** and also refer to them with the notation ${}^n\Psi_G(e_1, \dots, e_n)$. They are defined up to overall sign.

The name denominator reduction comes from the fact that D_G^n actually arises as the denominator after integrating ("reducing") the indicated n edge variables from the period of G (see Section 10 in [5]). Thus we can also define D_G^n for $n < 5$, however we have to sacrifice the invariant aspect of it. That is, D_G^n now depends on the edge orderings up to n and has many distinct possible choices. However each of these choices leads to the 5-invariant under the denominator reduction process defined above, so from the point of view of any quantity or property which is unchanged under denominator reduction these different D_G^n are equivalent. Theorem 1.15 is an example of this.

We take $D_G^n(e_1, \dots, e_n)$ for $n = 3$ and $n = 4$ to be as follows. $D_G^3(i, j, k)$ for distinct edges i, j , and k is defined to be

$$(1.2) \quad D_G^3(i, j, k) = \pm \Psi^{ik,jk} \Psi_k^{i,j}$$

and $D_G^4(i, j, k, l)$ for distinct edges i, j, k , and l is defined to be

$$D_G^4(i, j, k, l) = \pm \Psi^{ij,k,l} \Psi^{ik,jl},$$

both defined up to sign. With these definitions, the D_G^3 is the denominator after reducing edges i, j , and k in that order, however it depends on the order of i, j, k for more than just sign, typically yielding truly different polynomials. After four integrations, the integrand can be written as a sum over three terms, one with each of the three D_G^4 s built from the four integrated edges as its denominator. However, applying the denominator reduction algorithm to any one of them gives the 5-invariant, and so for denominator reduction invariant properties, it is sufficient to consider any one of the D_G^4 s.

This notion of a higher invariant is useful for the calculation of c_2 invariants by the following theorem.

Theorem 1.15 — (Theorem 29 of [7] with the statement and proof of Corollary 28 of [7] for $n < 5$) *Let G be a connected graph with $2\ell \geq |E(G)|$ and $|E(G)| \geq 5$. Suppose that $D_G^n(e_1, \dots, e_n)$ is the result of the denominator reduction after $3 \leq n < |E(G)|$ steps. Then*

$$c_2^{(q)}(G) \equiv (-1)^n [D_G^n(e_1, \dots, e_n)]_q \pmod{q}.$$

For special configurations denominator reduction is particularly efficient. To utilize this the following identities on Dodgson polynomials will be useful:

Proposition 1.16 —

- Suppose $\{i, j, k\}$ forms a triangle in G .
 - If $\{i, j, k\} \subseteq (K \cup I) \setminus J$ then $\Psi_{G,K}^{I,J} = 0$.
 - If $\{i, j\} \in (K \cup I) \setminus J$ with $k \notin I \cup J \cup K$, then $\Psi_{G,K}^{I,J}$ is divisible by α_k .
- Suppose $\{i, j, k\}$ is a cut set in G .
 - If $\{i, j, k\} \subseteq I$ then $\Psi_{G,K}^{I,J} = 0$.
 - If $\{i, j\} \subseteq I$, with $k \notin I \cup J \cup K$, then $\Psi_{G,K}^{I,J}$ is independent of α_k .
 - If $i \in I \setminus J$ and $\{j, k\} \subseteq J \setminus I$ then $\Psi_{G,K}^{I,J} = \pm \Psi_{G \setminus i/j,K}^{I \setminus i, J \setminus j} = \pm \Psi_{G \setminus i/k,K}^{I \setminus i, J \setminus k}$; furthermore if j, k are larger than all other indices of I and J then the signs are all positive.

Proof. The first four points are Proposition 3.19 from [37]. For the final point, it suffices to prove the result in the case $K = I \cap J = \emptyset$ by passing to a minor, as described previously. With this assumption, we wish to compare the edge sets which are spanning trees in both $G \setminus I/J$ and $G \setminus J/I$ with those that are spanning trees in both $(G \setminus i/j) \setminus (I \setminus i)/(J \setminus j) = G \setminus I/J$ and $(G \setminus i/j) \setminus (J \setminus j)/(I \setminus i)$ (see Proposition 1.13). Since $\{i, j, k\}$ is a cut set, i is a bridge in $G \setminus J$ and so the vertex to which i is contracted in $G \setminus J/I$ is a cut vertex. Similarly j is a bridge in $G \setminus i \setminus (J \setminus j)$ and so the vertex to which j is contracted in $(G \setminus i/j) \setminus (J \setminus j)/(I \setminus i)$ is a cut vertex. Furthermore, since $\{i, j, k\}$ is a cut set, in both cases, the two subgraphs joined at the cut vertex are the minors of G coming from the two components of $G \setminus \{i, j, k\}$ after deleting $J \setminus \{j, k\}$ and contracting $I \setminus i$ (though the vertices at which the subgraphs are joined differ in general between the two cases). Thus the spanning trees are the same in both cases and so $\Psi_{G,K}^{I,J} = \pm \Psi_{G \setminus i/j,K}^{I \setminus i, J \setminus j}$. The same argument with j and k swapped gives the final equality.

To see the relative signs between the terms, fix a set of edges contributing a nonzero term to these Dodgsons. This edge set determines two full rank submatrices of \mathcal{E}_G . The sign of the term corresponding to this edge set in $\Psi_{G,K}^{I,J}$ is the product of the determinants of these submatrices of \mathcal{E}_G .

The analogous term in $\Psi_{G \setminus i/j,K}^{I \setminus i, J \setminus j}$ has sign the product of determinants of the analogous submatrix of $\mathcal{E}_{G \setminus i/j}$. Since $i \in I$, i has no effect on this sign. The contraction of j can be implemented at the level of matrices by using column operations until column j has only one nonzero entry and then removing the row and column of that entry. We can do this with only the column operation of adding a multiple of a column to column j and so not affecting any determinant, and we can do it the same way for both matrices. Then the only effect of contracting j in the determinants between G and $G \setminus i/j$ is the product of the value of the remaining entry of j and the sign this entry gets in cofactor expansion. Since $k \in J$, and all other entries of I and J have smaller indices, the columns of j is the same column in both matrices and since we used the same column operations in both matrices, both matrices contribute the same sign, hence the sign difference between $\Psi_{G,K}^{I,J}$ and $\Psi_{G \setminus i/j,K}^{I \setminus i, J \setminus j}$ is 1. Swapping j and k in this argument gives the signs in the final equality. \blacksquare

From Section 2.3 items (1) and (2) in [7] we have the following statement: If $i \in I$ and $j \in J$ are a double edge or the edges of a 2-valent vertex then

$$(1.3) \quad \Psi_{G,K}^{I,J} = \pm \Psi_{G \setminus i/j,K}^{I \setminus i, J \setminus j} = \pm \Psi_{G \setminus j/i,K}^{I \setminus i, J \setminus j}.$$

As we only care about completed primitive graphs G , the only 3-edge cut sets are 3-valent vertices, that is when $\{i, j, k\}$ meet at a common vertex.

From this Proposition, we get the notion of "free" factorizations of denominators, in the sense that if two of the three edges in a triangle or a 3-valent vertex are already reduced in the 5-invariant, then using an appropriate ordering of edges, we can reduce the third edge such that there is no constant term (for triangles) or no quadratic term (for 3-valent vertices) in the 5-invariant which leads to a denominator reduction which always factors.

In certain cases, denominator reduction allows us to dramatically reduce the complexity of the polynomials we are working with. This is especially useful for computing c_2 invariants.

A key result that we will use in the computation of $c_2^{(p)}(G)$ is the following. See Section 2 in [1] or Lemma 2.6 in [34] for a proof.

Theorem 1.17 — (Corollary of Chevalley-Waring theorem) *Let F be a polynomial of degree N in N variables, x_1, \dots, x_N , with integer coefficients. Then we have*

$$\text{coefficient of } x_1^{p-1} \cdots x_N^{p-1} \text{ in } F^{p-1} \equiv (-1)^{N-1} [F]_p \pmod{p}.$$

Note that $D_G^n(e_1, \dots, e_n)$ satisfies the criterion for Theorem 1.17 for $n \geq 5$.

(1.7) Graphs data. When describing graphs, we use the same convention as in [30]. That is, each completed primitive graph will be denoted $P_{\ell,n}$ where ℓ is the loop number after decompletion and n is a positive integer which describes the order in which the graphs were generated. Practically n is of not much use other than as a label.

We used the "Periods" file in the arXiv submission of [23] (an updated version is in [26]) which contains information about completed primitive ϕ^4 graphs up to loop order 11, including previously known periods and c_2 invariants, as our reference along with additional data from Erik Panzer [21]. We also referred to this list of graphs when implementing the Fourier split and computing c_2 invariants at 11 loops.

2. THE FOURIER SPLIT

First we will start by studying graph transformations corresponding to variable transforms in the integrand, which gives rise to period identities. These types of symmetries are important as they give equivalence classes of 4-regular graphs where all decompletions of every member of the class have the same period.

There are currently four known period symmetries: completion, products, planar duality (called the Fourier identity) and the twist. We will prove a new graph transform that once again preserves the period and arises from the ideas of the Fourier and twist transforms.

(2.1) Period symmetries. One nice property of 4-regular completed primitive graphs is that they only have vertex-connectivities of 3 or 4. Note that these graphs have trivial 4 vertex splits (as every vertex has degree 4) but may have that the non-trivial vertex cuts (that is cuts which separate off more than one vertex) are larger.

Definition 2.1 — *A completed primitive graph is called **reducible** if it has vertex-connectivity 3. Otherwise it is called **irreducible**.*

There is a nice product identity for reducible graphs which means we only need to look at irreducible graphs.

Theorem 2.2 (The product identity) — (Theorem 2.10 in [30]) *A reducible completed primitive graph G is the gluing of two completed primitive graphs G_1 and G_2 on triangle faces followed by removing the edges of the triangle. The period of \tilde{G} is thus the product of the periods of \tilde{G}_1 and \tilde{G}_2 :*

$$P_{\tilde{G}} = P_{\tilde{G}_1} P_{\tilde{G}_2}$$

From here onward, we consider only irreducible completed primitive 4-regular graphs G .

Used as early as [3] on this particular problem, a natural period identity arises from reinterpreting the Fourier transform taken to get from momentum space to position space as a graph transform.

Graphically we notice that if $G - v$ is planar, by taking the dual G' of $G - v$, the vertices of G' are marking the cycles of $G - v$. That is, the momentum space period of $G - v$ is the same as the position space period of G' .

Theorem 2.3 (The Fourier identity) — (Theorem 2.13 and Remark 2.15 in [30])

Let G be a 4-regular completed primitive graph. Suppose we can make G planar by removing one vertex, say v . Let G' be the dual of $G - v$. If G' can be completed to a 4-regular graph H (i.e. by adding one vertex) then we have

$$P_{\tilde{H}} = P_{\tilde{G}}$$

and H is completed primitive. Furthermore H is reducible if and only if G is reducible.

In [30], one of us introduced a new transform that is period invariant, called the **twist**.

Let G be a 4-regular graph. Suppose there exists a separation of G say $\{X_1, X_2\}$ of order 4 (that is X_1 and X_2 partition the edges of G and the subgraphs they induce share exactly 4 vertices). By abuse of notation we will also refer to the subgraphs induced by X_1 and X_2 as X_1 and X_2 .

Suppose $X_1 \cap X_2 = \{a, b, c, d\}$ are the 4 vertices that disconnect G . Now, identify vertices a and b from X_1 to b and a from X_2 (respectively). Similarly identify vertices c and d from X_1 to d and c from X_2 (respectively).

If the resultant graph G_0 is 4-regular then let $H = G_0$. If not, then assuming it is possible, uniquely swap edges (a, c) and (b, d) or (a, d) and (b, c) to get a 4-regular graph H .

Theorem 2.4 (The twist identity) — (Theorem 2.11 and Remark 2.12 in [30])

Let G be as above with H its twist. Then H is a 4-regular completed primitive graph with

$$P_{\tilde{H}} = P_{\tilde{G}}.$$

Furthermore H is reducible if and only if G is reducible.

The idea of transforming only one component of G , while keeping the other the same, can be extended to include the Fourier transform. That is, if possible, taking the dual in some appropriate way of one component of G should give rise to another period identity.

In the following, we prove that this "half-dual" transform, call it the Fourier split, in fact does preserve the period.

(2.2) Graphical functions. To prove this new period identity, we will need some machinery from the theory of graphical functions, as first developed by one of us [25]. This is also the same theory that helped prove the zig-zag conjecture [9].

Definition 2.5 — *Let G be a graph with three distinguished vertices labelled 0, 1 and z . We call these three vertices, **external vertices**.*

*The **graphical function** of G , f_G , is defined to be the period of G in position space without integrating over x_z , the variable associated with z . That is f_G is a function of x_z and*

$$f_G(x_z) = \int \prod_{v \neq 0, 1, z \in V(G)} \left(\frac{d^4 x_v}{\pi^2} \right) \frac{1}{\prod_{e=(i,j)} (x_i - x_j)^2 \Big|_{x_0=0, x_1=1}}$$

where

$$P_G = \int \frac{d^4 x_z}{\pi^2} f_G(x_z).$$

In general, the power of graphical functions comes from the fact that the symmetry of the integral allows one to consider f_G as a function on the complex plane. For more details we refer the reader to [25]. Here we merely use results from this perspective. So, in this section it is sufficient to leave f_G as a function of the four-dimensional vector x_z .

Like the period, graphical functions can also be represented in momentum space [25] and in parametric and dual-parametric space [13].

There is also a more general version of the graphical function of G which allows for other distinguished subset of vertices called external vertices, for edge weights v_e and for dimensions $D > 2$ [25, 13, 27]. Definition 2.5 uses exactly three external vertices labelled 0, 1, and z , edge weights 1 and dimension $D = 4$.

Convergence of graphical functions is handled in Lemma 3.4 of [25].

For graphs G with a distinguished set of vertices, we have a slightly modified definition of the **superficial degree of divergence** of G :

$$(2.1) \quad m_G = E_G - 2V_G^{\text{int}}$$

where V_G^{int} denotes the number of internal vertices of G , that is the number of vertices which are not external.

Like the Fourier identity for the period, we have a similar theorem for graphical functions. First, we need a slightly modified notion of planarity and dual for Feynman graphs.

Definition 2.6 — (equivalent to Definition 4.1 from [13]) *Let G be a graph with three external vertices labelled 0, 1 and z . Let G_e be the graph obtained from G by adding edges $(0, 1)$, $(0, z)$ and $(1, z)$. Then we say that G is **externally planar** if and only if G_e is planar.*

A **dual** of G is given by taking a dual of G_e with the faces labelled as such:

- Label the inner face created by edge $(1, z)$ by 0
- Label the inner face created by edge $(0, z)$ by 1
- Label the inner face created by edge $(0, 1)$ by z

and removing the star associated with the dual edges of $(0, 1)$, $(0, z)$ and $(1, z)$.

The condition of being externally planar is equivalent to G having a planar embedding with 0, 1 and z on the same face, which without loss of generality can be the external face. In the graph theory literature this is sometimes known as *planarity with outer terminals*. Note that in the cases of primary interest to us, G_e will be 3-connected (though G may not be) and so this notion of dual will be unique, see Remark 2.10.

Using this definition of dual, we have the following theorem:

Theorem 2.7 — (Theorem 1.9 in [13]) *Let G be a graph with three external vertices 0, 1, and z such that $f_G(x_z)$ converges and $m_G = 2$. Let G' be the dual of G as defined in Definition 2.6. Then the graphical functions of G and G' are equal:*

$$f_G(x_z) = f_{G'}(x_z).$$

One interesting note about this theorem is that the proof in fact uses the duality between parametric and dual-parametric space, as opposed to the position and momentum space duality originally used in the Fourier identity for the period.

(2.3) The Fourier split. Let G be a 4-regular graph. Let $\{X_1, X_2\}$ be a separation of G such that the intersection of the subgraphs induced by X_1 and X_2 is a 4-vertex cut of G , label them $\{0, 1, z, \infty\}$ (recall

that we can arbitrarily set any vertex of G to be 0 , 1 or ∞ , and we use the labels 1 for $\mathbb{1}$ and ∞ for the decompletion vertex v). The edges between the cut vertices may be in either X_1 or X_2 .

Let γ_1 and γ_2 be the subgraphs of $G - \infty$ induced by X_1 and X_2 . Further assume that γ_1 and γ_2 are connected and both have vertices which were neighbours of ∞ . If G has vertex connectivity 4 then this is automatic, see Remark 2.10. From the point of view of either γ_1 or γ_2 the vertices in the cut are external vertices in the sense that they link outside the subgraph (as well as within it). In view of this we will call $\{0, 1, z\}$ the external vertices of γ_1 and of γ_2 .

Suppose γ_1 has $m_{\gamma_1} = 2$ (Eq. (2.1)) and is externally planar with dual γ'_1 (as defined by Definition 2.6). Reattach γ'_1 to γ_2 by identifying the corresponding vertices $0, 1$ and z . This transform is illustrated in Figure 3.

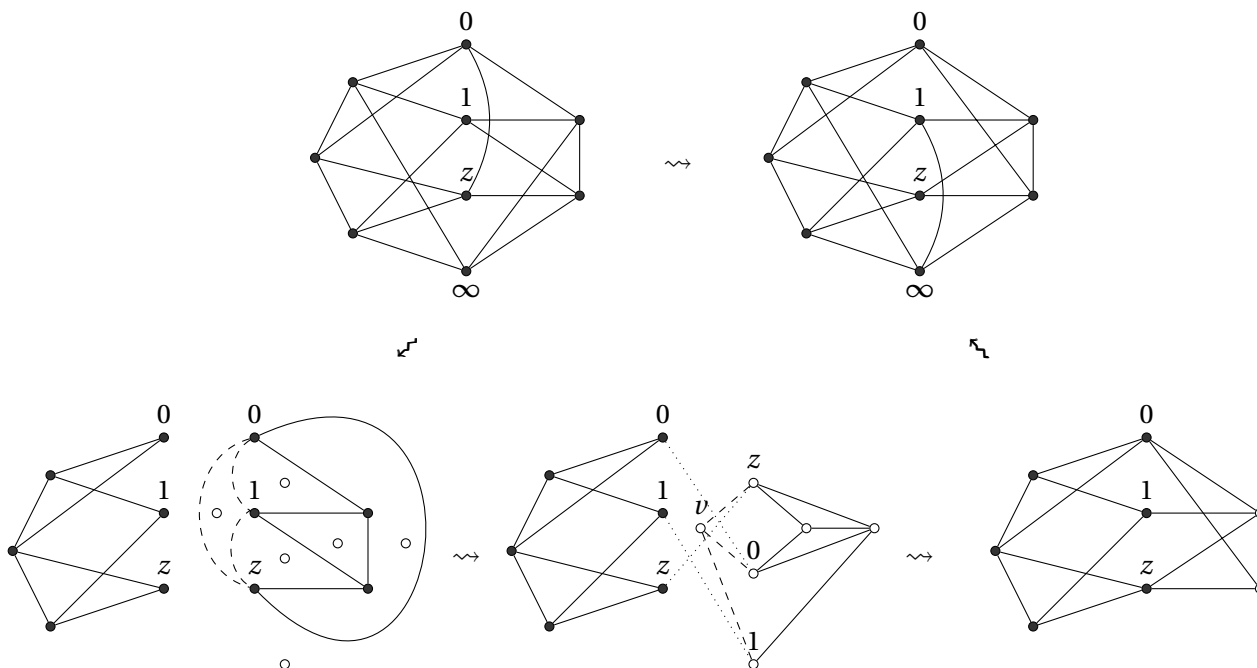


FIGURE 3. Top row: G (left) transforming to \bar{G} (right) by a Fourier split.

Bottom row: Fourier split operation on decompleted G to decompleted \bar{G} .

The two components are γ_1 (right) and γ_2 (left).

The dashed lines show the edges added before dual and its associated dual edges.

The dotted lines show the identification of vertices.

The white dots show the dual vertices; v is the star to be removed.

If the resulting graph can be completed to a 4-regular graph H then we have:

Theorem 2.8 (The Fourier split identity) — *Let G be a 4-regular completed primitive graph with H its Fourier split as above. Then the graph H is completed primitive with*

$$P_{\bar{H}} = P_{\bar{G}}.$$

Furthermore, H is reducible if and only if G is reducible.

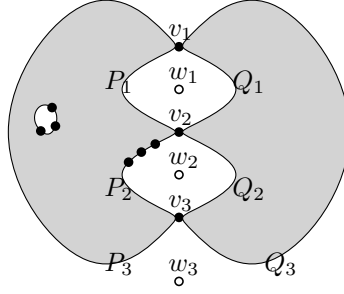


FIGURE 4. Illustration of how 0 , 1 , and z behave relative to a small cut, along with the notation used in the proof. If 0 , 1 and z are on the same side of the cut then they either lie in a face which is not a facial cycle around the cut vertices in the dual (represented by the three black dots on a face on the left) or they lie on the same side of the same facial cycle around a cut vertex of the dual (represented by the three black dots on P_2). In either case 0 , 1 , and z in the dual are also on the same side.

Proof. Consider the period $P_{\tilde{G}}$ in position space where G is decompleted at ∞ . We have

$$P_{\tilde{G}} = \int \frac{d^4 x_z}{\pi^2} f_{\gamma_1}(x_z) f_{\gamma_2}(x_z).$$

Because G is completed primitive $P_{\tilde{G}}$ exists and $f_{G-\infty} = f_{\gamma_1} f_{\gamma_2}$ exists. This implies the convergence conditions on all subgraphs of $G - \infty$ and so in particular f_{γ_1} and f_{γ_2} each exist. Moreover, γ_1 is externally planar with $m_{\gamma_1} = 2$, hence $f_{\gamma_1}(x_z) = f_{\gamma'_1}(x_z)$ by Theorem 2.7. Substitution in the above equation gives $P_{\tilde{H}}$. Because $P_{\tilde{H}}$ is finite, by the discussion before Definition 1.2, H is completed primitive.

It remains to prove the final statement. Because a Fourier split of $P_{\tilde{H}}$ along $\{0, 1, z, \infty\}$ leads back to G it is sufficient for the final statement to prove that if G is reducible then H is reducible. Suppose, then, that G is reducible, that is, G has a 3-vertex cut.

If the 3-vertex cut of G is completely on the X_2 side of the original 4-separation then the cut trivially survives the Fourier split and so H is also reducible. If the 3-vertex cut of G is completely on the X_1 side, then either γ_1 has a 2-vertex cut with $0, 1, z$ on the same side of the cut or γ_1 has a 3-vertex cut with $0, 1, z$ and the vertices which connected to ∞ all on the same side of the cut.

Note for any planar graph if $\{X_1, X_2\}$ is a separation of order k then the same sets of edges, viewed now as sets of edges in the dual is a separation of the same order and the separation vertices in the dual correspond to the facial cycles involving both parts of the separation (and the separation vertices in the original). This is an elementary graph theory observation and also can be seen as a consequence of the fact that the connectivity function of a matroid is invariant under duality.

Suppose γ_1 has a k -vertex cut (for us $k = 2, 3$ though the observations below hold for all k) with $0, 1, z$ on the same side of the cut. Let v_1, v_2, \dots, v_k be the vertices of the cut and w_1, w_2, \dots, w_k the vertices of the corresponding cut in γ'_1 as illustrated in Figure 4. Consider the facial cycles around the w_i , these give pairs of paths P_i, Q_i such that P_i, Q_i gives the facial cycle around w_1 and P_i and Q_i are both paths from v_i to v_{i+1} (where $v_{k+1} = v_1$), and where the P_i are on the side containing $0, 1, z$ and the Q_i on the other side. Since γ_1 is externally planar, $0, 1, z$ are on the same facial cycle, so either they are on none of the P_i or Q_i , or they are all three on the same P_i . In either case, the corresponding vertices $0, 1, z$ in γ'_1 lie on same side of the k vertex cut, namely the side corresponding to the side they lie on in γ_1 .

If γ_1 has a 2-vertex cut with cut vertices $\{v_1, v_2\}$ and with $0, 1, z$ on the same side of the cut, then the observation of the previous paragraph is sufficient to give that H is reducible.

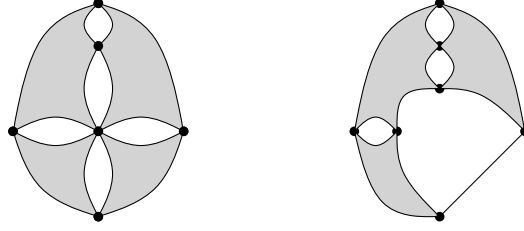


FIGURE 5. A diagram of how the seventh array configuration looks as a graph along with an example for the fourth array configuration showing how a trivial corner can appear. Note that trivial corners may also occur for corners with more than two neighbouring vertices.

Now suppose γ_1 has a 3-vertex cut with $0, 1, z$ and the vertices which connected to ∞ on the same side of the cut. By the argument of the previous paragraph $0, 1, z$ are also on the same side of the corresponding 3-vertex cut in γ'_1 . It remains only to check that the vertices which will be completed in going from γ'_1 to H are all on the same side of the 3-vertex cut at $0, 1, z$. $m_{\gamma_1} = 2$ along with the 4-regularity of G guarantees that by adding some choice of two edges between $0, 1$ and z we can convert γ_1 into a 4-point ϕ^4 graph, call it η . The graph η is also planar has dual η' which is γ'_1 but with the same two additional edges between $0, 1, z$. Since \hat{G} is also 4-regular, γ'_1 is also a 4-point ϕ^4 graph. The 3-vertex cut remains a 3-vertex cut in η and all the 3-valent vertices of η are on the same side of the cut, so by the irreducibility part of Theorem 2.3 the 3-valent vertices of η' are also on the same side of the 3-vertex cut. Also, in both η and η' at least one of the 3-valent vertices is one of $0, 1, z$. Therefore, removing the two extra edges of η' , we see that all 3-valent vertices of γ'_1 are on the same side of the cut as $0, 1, z$. Thus H is reducible.

Finally, if the 3-vertex cut of G is mixed between X_1 and X_2 then we claim that we can always find another 3-vertex cut which is entirely in X_1 or X_2 . To see this proof, we need to consider how the vertex cuts interact. We have the original 4-vertex cut of G with cut vertices $\{0, 1, z, \infty\}$ as well as the supposed 3-vertex cut; let Y_1, Y_2 be the separation associated to the 3-vertex cut. This partitions the vertex set of G into 9 pieces (some of which may be empty), those vertices in the subgraph induced by $X_1 \cap Y_1$ but not in either cut; those in the 4-vertex cut and in Y_1 , but not also in the 3-vertex cut; those in $X_2 \cap Y_1$ but not in either cut, and so on. To visualize these interactions*, we will build small arrays as follows:

$$\begin{array}{|c|c|c|} \hline & a & \\ \hline b & c & d \\ \hline & e & \\ \hline \end{array}$$

where $a + c + e = 4$ and $b + c + d = 3$. The entries in the arrays give the number of vertices in each of the 9 pieces. The 4-vertex cut runs down the middle, the 3-vertex cut runs across the middle. The corners of the array are the four sets of vertices not involved in the cuts, and we do not need to record how large these sets are, though we should keep in mind that they may be empty. In the case that a corner vertex set is empty, there may still be a corresponding subgraph, but it will consist only of edges connecting vertices counted in the neighbouring entries of the array; we'll call this a trivial corner or trivial cut. See Figure 5 for examples. If we have a corner of the array where the three orthogonally and diagonally adjacent entries sum to 3 or less then we have a 3-vertex cut which is entirely on one side of both of the other cuts; we can guarantee it is nontrivial if we can guarantee at least one vertex in the corner set. Now we simply enumerate possibilities up to symmetry. Note that not all possibilities can

*We learned this approach from Matt DeVos.

occur in primitive ϕ^4 graphs.

<table style="border-collapse: collapse; margin: auto;"> <tr><td style="border: 1px solid black; padding: 2px;"> </td><td style="border: 1px solid black; padding: 2px;">3</td><td style="border: 1px solid black; padding: 2px;"> </td></tr> <tr><td style="border: 1px solid black; padding: 2px;">2</td><td style="border: 1px solid black; padding: 2px;">1</td><td style="border: 1px solid black; padding: 2px;">0</td></tr> <tr><td style="border: 1px solid black; padding: 2px;">*</td><td style="border: 1px solid black; padding: 2px;">0</td><td style="border: 1px solid black; padding: 2px;"> </td></tr> </table>		3		2	1	0	*	0		<table style="border-collapse: collapse; margin: auto;"> <tr><td style="border: 1px solid black; padding: 2px;"> </td><td style="border: 1px solid black; padding: 2px;">2</td><td style="border: 1px solid black; padding: 2px;">*</td></tr> <tr><td style="border: 1px solid black; padding: 2px;">2</td><td style="border: 1px solid black; padding: 2px;">1</td><td style="border: 1px solid black; padding: 2px;">0</td></tr> <tr><td style="border: 1px solid black; padding: 2px;"> </td><td style="border: 1px solid black; padding: 2px;">1</td><td style="border: 1px solid black; padding: 2px;"> </td></tr> </table>		2	*	2	1	0		1		<table style="border-collapse: collapse; margin: auto;"> <tr><td style="border: 1px solid black; padding: 2px;"> </td><td style="border: 1px solid black; padding: 2px;">4</td><td style="border: 1px solid black; padding: 2px;"> </td></tr> <tr><td style="border: 1px solid black; padding: 2px;">2</td><td style="border: 1px solid black; padding: 2px;">0</td><td style="border: 1px solid black; padding: 2px;">1</td></tr> <tr><td style="border: 1px solid black; padding: 2px;">*</td><td style="border: 1px solid black; padding: 2px;">0</td><td style="border: 1px solid black; padding: 2px;"> </td></tr> </table>		4		2	0	1	*	0		<table style="border-collapse: collapse; margin: auto;"> <tr><td style="border: 1px solid black; padding: 2px;"> </td><td style="border: 1px solid black; padding: 2px;">3</td><td style="border: 1px solid black; padding: 2px;"> </td></tr> <tr><td style="border: 1px solid black; padding: 2px;">2</td><td style="border: 1px solid black; padding: 2px;">0</td><td style="border: 1px solid black; padding: 2px;">1</td></tr> <tr><td style="border: 1px solid black; padding: 2px;">*</td><td style="border: 1px solid black; padding: 2px;">1</td><td style="border: 1px solid black; padding: 2px;"> </td></tr> </table>		3		2	0	1	*	1		<table style="border-collapse: collapse; margin: auto;"> <tr><td style="border: 1px solid black; padding: 2px;"> </td><td style="border: 1px solid black; padding: 2px;">2</td><td style="border: 1px solid black; padding: 2px;"> </td></tr> <tr><td style="border: 1px solid black; padding: 2px;">2</td><td style="border: 1px solid black; padding: 2px;">0</td><td style="border: 1px solid black; padding: 2px;">1</td></tr> <tr><td style="border: 1px solid black; padding: 2px;"> </td><td style="border: 1px solid black; padding: 2px;">2</td><td style="border: 1px solid black; padding: 2px;">*</td></tr> </table>		2		2	0	1		2	*
	3																																																
2	1	0																																															
*	0																																																
	2	*																																															
2	1	0																																															
	1																																																
	4																																																
2	0	1																																															
*	0																																																
	3																																																
2	0	1																																															
*	1																																																
	2																																																
2	0	1																																															
	2	*																																															
<table style="border-collapse: collapse; margin: auto;"> <tr><td style="border: 1px solid black; padding: 2px;"> </td><td style="border: 1px solid black; padding: 2px;">3</td><td style="border: 1px solid black; padding: 2px;"> </td></tr> <tr><td style="border: 1px solid black; padding: 2px;">1</td><td style="border: 1px solid black; padding: 2px;">1</td><td style="border: 1px solid black; padding: 2px;">1</td></tr> <tr><td style="border: 1px solid black; padding: 2px;">*</td><td style="border: 1px solid black; padding: 2px;">0</td><td style="border: 1px solid black; padding: 2px;"> </td></tr> </table>		3		1	1	1	*	0		<table style="border-collapse: collapse; margin: auto;"> <tr><td style="border: 1px solid black; padding: 2px;"> </td><td style="border: 1px solid black; padding: 2px;">2</td><td style="border: 1px solid black; padding: 2px;"> </td></tr> <tr><td style="border: 1px solid black; padding: 2px;">1</td><td style="border: 1px solid black; padding: 2px;">1</td><td style="border: 1px solid black; padding: 2px;">1</td></tr> <tr><td style="border: 1px solid black; padding: 2px;">*</td><td style="border: 1px solid black; padding: 2px;">1</td><td style="border: 1px solid black; padding: 2px;"> </td></tr> </table>		2		1	1	1	*	1		<table style="border-collapse: collapse; margin: auto;"> <tr><td style="border: 1px solid black; padding: 2px;"> </td><td style="border: 1px solid black; padding: 2px;">4</td><td style="border: 1px solid black; padding: 2px;"> </td></tr> <tr><td style="border: 1px solid black; padding: 2px;">3</td><td style="border: 1px solid black; padding: 2px;">0</td><td style="border: 1px solid black; padding: 2px;">0</td></tr> <tr><td style="border: 1px solid black; padding: 2px;">*</td><td style="border: 1px solid black; padding: 2px;">0</td><td style="border: 1px solid black; padding: 2px;"> </td></tr> </table>		4		3	0	0	*	0		<table style="border-collapse: collapse; margin: auto;"> <tr><td style="border: 1px solid black; padding: 2px;"> </td><td style="border: 1px solid black; padding: 2px;">3</td><td style="border: 1px solid black; padding: 2px;">*</td></tr> <tr><td style="border: 1px solid black; padding: 2px;">3</td><td style="border: 1px solid black; padding: 2px;">0</td><td style="border: 1px solid black; padding: 2px;">0</td></tr> <tr><td style="border: 1px solid black; padding: 2px;"> </td><td style="border: 1px solid black; padding: 2px;">1</td><td style="border: 1px solid black; padding: 2px;"> </td></tr> </table>		3	*	3	0	0		1		<table style="border-collapse: collapse; margin: auto;"> <tr><td style="border: 1px solid black; padding: 2px;"> </td><td style="border: 1px solid black; padding: 2px;">2</td><td style="border: 1px solid black; padding: 2px;"> </td></tr> <tr><td style="border: 1px solid black; padding: 2px;">3</td><td style="border: 1px solid black; padding: 2px;">0</td><td style="border: 1px solid black; padding: 2px;">0</td></tr> <tr><td style="border: 1px solid black; padding: 2px;"> </td><td style="border: 1px solid black; padding: 2px;">2</td><td style="border: 1px solid black; padding: 2px;">*</td></tr> </table>		2		3	0	0		2	*
	3																																																
1	1	1																																															
*	0																																																
	2																																																
1	1	1																																															
*	1																																																
	4																																																
3	0	0																																															
*	0																																																
	3	*																																															
3	0	0																																															
	1																																																
	2																																																
3	0	0																																															
	2	*																																															

The corners marked with * all give small vertex cuts and if any of them is trivial then so is one of the original cuts. Since the cases with 3-vertex strictly on either side of the 4-vertex cut are already dealt with, this completes the proof of the theorem. ■

The condition $m_{\gamma_1} = 2$ is often guaranteed in non-trivial cuts.

Lemma 2.9 — *With set up as above, it is always possible to pick a decomposition vertex ∞ from a 4-vertex cut such that both subgraphs γ_1 and γ_2 have $m_{\gamma_k} = 2$, provided neither subgraph is a star.*

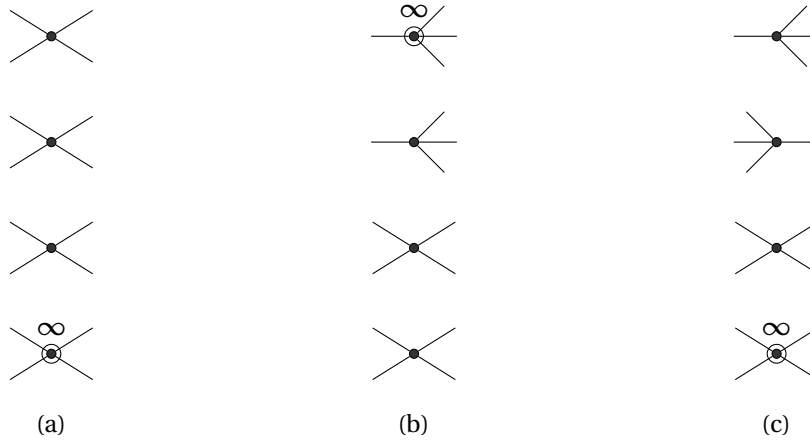


FIGURE 6. Configurations of a 4-vertex cut

Proof. As G is an internally 6-connected 4-regular graph, on both sides of the cut need to be an even number ≥ 6 edges. There are only 3 possible configurations as depicted in Figure 6. We can assume that there are no edges between the external vertices since we can arbitrarily pick which component each of those edges lie in.

Counting half-edges we get

$$2|E(\gamma_k)| = 4V_{\gamma_k}^{\text{int}} + n_{\neq\infty} - n_{\infty},$$

where $k = 1, 2$ and n_{∞} ($n_{\neq\infty}$) is the number of external edges which are (not) connected to ∞ . The choices of ∞ in Figure 6 give $n_{\neq\infty} - n_{\infty} = 4$ implying $m_{\gamma_k} = 2$. ■

Remark 2.10 —

- (i) *If G is irreducible then $G - \infty$ is 3-connected. In this case we always have vertex-connectivity 3 after adding in the edges to γ_1 ; that is the dual is unique: If γ_1 had a 1-vertex split then there exists an external vertex $0, 1, z$ so that $G - \infty$ would have a 2-vertex split. If γ_1 had a 2-vertex*

split with an entirely internal component then this split would also split $G - \infty$. So, any 2-vertex split on γ_1 must have an external vertex and adding $(0, 1)$, $(0, z)$ and $(1, z)$ to γ_1 ensures vertex-connectivity 3.

- (ii) The Fourier split generalizes the Fourier identity: If γ_2 consists of two edges connected by a vertex then $E_{\gamma_1} - 2V_{\gamma_1}^{int} = E_G - 6 - 2(V_G - 4) = 2$. Planarity of γ_1 in the sense of Definition 2.6 is equivalent to planarity of $G - \infty$. The Fourier split with this setup reproduces the Fourier identity.
- (iii) As in the cases of the twist and the Fourier identities, this transform is symmetric. In Figure 3, starting from the right (one always has $m_{\gamma_1} = 2$), we use the equivalent definition of dual from Definition 4.1 from [13]. One gets the same sequence of graphs to reach the top left 4-regular graph. Notice that in this example, the Fourier split gives the same result as the twist and the (full) Fourier transform.
- (iv) The Fourier split—like the twist and Fourier identity—acts on the wider class of non- ϕ^4 graphs. These graphs may have valence greater than 4 and edges of negative weights (numerators in position space). Adding the weights at each vertex still gives 4 but the weights may be $n > 4$ times 1 plus $n - 4$ times -1 . Convergence of the period is always guaranteed. Within ϕ^4 -theory these graphs are not relevant, but it is conceivable that a sequence of twist and Fourier split relations leads first out of ϕ^4 and later back into ϕ^4 again, providing a new relation between ϕ^4 periods. In this article we did not pursue such a scenario.

Note that when both γ_1 and γ_2 are externally planar, applying the Fourier split transform to one side and then the other gives the same result as the (full) Fourier transform as you are now taking a full dual.

(2.4) Results. Implementing the Fourier split in Sage [32] on completed primitive irreducible graphs up to 11 loops, we get the following results in Table 1, comparing against the Hepp bound (an invariant introduced by E. Panzer, conjectured to be faithful to the period, see [22] for definitions and details) and all currently known period equivalences [21]. The data for the Hepp bound is complete up to 11 loops [21].

ℓ	New Identities	Unexplained Identities
8	0	2
9	1	6
10	13	59
11	53*	229

TABLE 1. * There are four incomplete unexplained identities.

We have only shown the new results from the Fourier split transform. All of them preserve the Hepp bound. At loop orders $\ell = 3, \dots, 7$, all the period equivalences are known and can be explained by Fourier or twist identities.

In the table, the number of identities is the number of classes of graphs whose periods are (by the new results) or should be (by the Hepp bound) equal. In particular when such a class has size greater than 2, it is still counted as one identity; for example, if such a class contained three graphs $\{G_1, G_2, G_3\}$ then this is counted as one identity, even though it implies all three of $P_{\tilde{G}_1} = P_{\tilde{G}_2}$, $P_{\tilde{G}_1} = P_{\tilde{G}_3}$ and $P_{\tilde{G}_2} = P_{\tilde{G}_3}$.

A new identity refers to two or more distinct subsets of a class which have proven period equivalences as a result of the Fourier split, and which was not a consequence of (any sequence of) Fourier or twist identities on ϕ^4 graphs. For most of these new identities, except those that are starred, the entire identity is now proven. Using these established identities so as to move outside of ϕ^4 and then back could potentially also give more identities which were not considered here.

An unexplained identity refers to distinct subsets of a class that have the same Hepp bound but for which there are no Fourier, twist, or Fourier split transforms between them that stay within ϕ^4 . What is meant by an *incomplete unexplained identity* is that the faithfulness conjecture for the Hepp implies some class of three or more graphs should have the same period, while Fourier split calculations along with what was previously known only gave the identity of the periods for some proper subset containing at least two of the graphs.

Notice that as there are still many unexplained identities, including 2 at $\ell = 8$; there may still possibly be unknown period preserving graph transforms. Additionally, note that as the Fourier split can only give new results on graphs with non-trivial 4-vertex cuts, the two unexplained identities at $\ell = 8$ were never in contention as the graphs in question have vertex-connectivities of 4 only trivially. This suggests that if another transform does exist (and the Hepp bound is faithful), it would have to act on higher order vertex cuts or be something entirely new that does not depend on vertex cuts.

An interesting observation is that at all loop orders up to $\ell = 11$, there are also some previously known identities that the Fourier split transform could not capture. Thus this new transform is not sufficient by itself to capture all currently known period identities, even with its connection to both the Fourier and the twist transforms. The Fourier split could also create a direct transform between two graphs that were related through a Fourier or twist identity to a third intermediary graph.

For a full list of new identities see Appendix A, where the incomplete unexplained identities are starred. All new identities preserve the c_2 invariant. We also include all Fourier, twist and Fourier split results for graphs up to 11 loops in the ancillary files on the arXiv version of this paper.

3. DOUBLE TRIANGLE REDUCTION AND DECOMPLETION

We now switch our focus to studying a graph transformation called the double triangle (DT) reduction, which does not preserve the period, but does preserve the c_2 invariant. While this fact has already been known for primitive 4-point graphs, we will prove that c_2 is also preserved by DT reduction in the completed case.

Having this transformation allows us, when studying the c_2 invariant, to reduce our problems to smaller graphs and only need to look at those without double triangles. Additionally, having the completed case is another small step towards proving the c_2 completion conjecture (Conjecture 1.8). In particular it settles the T case of [35].

(3.1) Double triangle reduction. Suppose a graph G has an edge that is shared by exactly two triangles. Call this edge (A, B) with triangles (A, B, C) and (A, B, D) .

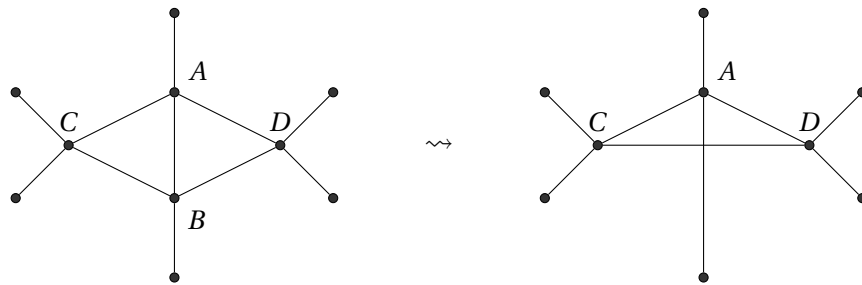


FIGURE 7. Double triangle reduction from left to right
 Note: A, B, C and D do not need to be 4-valent

Note that the definition does not permit us to do a double triangle reduction if there are three triangles sharing an edge. This we could call a triple triangle and we only define double triangle reduction for double triangles which are not contained in a triple triangle. The reason for this restriction

is that reducing a double triangle within a triple triangle will cause double edges and is otherwise not well-behaved. (A triple triangle can only be in the complete graph with 5 vertices K_5 or in reducible graphs with K_5 factors.)

The double triangle reduced graph of G is G with one of the vertices of (A, B) , say B replaced with the edge (C, D) . If B has a neighbour not in the triangles, then it is now adjacent to the remaining vertex A . This is illustrated in Figure 7. We note that in fact A, B, C and D do not need to be 4-valent (see further discussion below).

Theorem 3.1 (c_2 with double triangle) — (Corollary 34 in [7] using Theorem 35 in [11])
Let G be a primitive-divergent graph in ϕ^4 and G' be the double triangle reduction of G . Then

$$c_2(G) = c_2(G').$$

Notice that while this result is for primitive graphs, we will prove that double triangle reductions acting on completed graphs also preserve c_2 . Note that the double triangle reduction is well-defined on completed primitive graphs:

Proposition 3.2 — (Proposition 2.19 in [30]) *A double triangle reduction of a completed primitive graph is completed primitive.*

(3.2) Decompletion at a DT vertex. By Theorem 3.1, if a 4-regular completed primitive graph is decompleted at a vertex not adjacent to any of the double triangle vertices, then c_2 is preserved. As a remark, we note that this includes any neighbours of A, B, C or D . The proof used in [11] did not need C or D to be 4-valent, nor was that needed for Theorem 134 in [5], which also covers the case where A or B is 3-valent (and in fact is restricted to this case as it deals only with subdivisions of triangles, not general double triangles). Thus, what is left to show is when the decompletion vertex is a vertex of the double triangle.

As the double triangle is symmetric, this reduces to two cases: when the decompleted vertex is incident to the shared edge of the triangles (Case 1) and when the decompleted vertex is one of the tips of the triangles (Case 2). To prove this, we use similar techniques as used in [11] to prove Theorem 35.

First, a comment on graphs and graph polynomials. One way of viewing Dodgson polynomials is through the possible shapes of the underlying graph after any deletions and contractions. The polynomial can then be thought of as an "intersection" of these graphs where \cap is taken to mean the resulting polynomial of common terms (which are spanning trees in each minor, see also Proposition 1.13). In the following, we will use this interpretation and notation to show the equality of equations in Dodgson polynomials where the blob is the rest of the graph, usually denoted as K .

Lemma 3.3 (Case 1) — *Let G be a connected 4-regular graph and G' the double triangle reduction of G . Suppose we decomplete both graphs at the vertex incident to the shared edge remaining after the reduction (see Figure 8), denoted \tilde{G} and \tilde{G}' respectively. Then*

$${}^7\Psi_{\tilde{G}}(2, 3, 6, 4, 1, 5, 7) = \pm {}^5\Psi_{\tilde{G}'}(4, 5, 6, 7, 1).$$

Proof. From a 5-invariant of \tilde{G} , as $\{1, 2, 3\}$ forms a 3-valent vertex we have (see Definition 1.14)

$$\pm {}^5\Psi_{\tilde{G}}(2, 3, 6, 4, 1) = \Psi_1^{23,46}\Psi^{126,134} - \Psi^{123,146}\Psi_1^{26,34} = \Psi_1^{23,46}\Psi^{126,134}.$$

Then since $\{2, 6, 7\}$ and $\{3, 4, 5\}$ also form 3-valent vertices, we get the denominator $D_{\tilde{G}}^7$ for free:

$$\pm {}^7\Psi_{\tilde{G}}(2, 3, 6, 4, 1, 5, 7) = \Psi_1^{2357,4657}\Psi_{57}^{126,134}.$$

Similarly, from a 5-invariant of \tilde{G}' , as $\{1, 4, 5\}$ forms a 3-valent vertex, we have

$$\pm {}^5\Psi_{\tilde{G}'}(4, 1, 6, 7, 5) = \Psi^{456,157}\Psi_5^{14,67}.$$

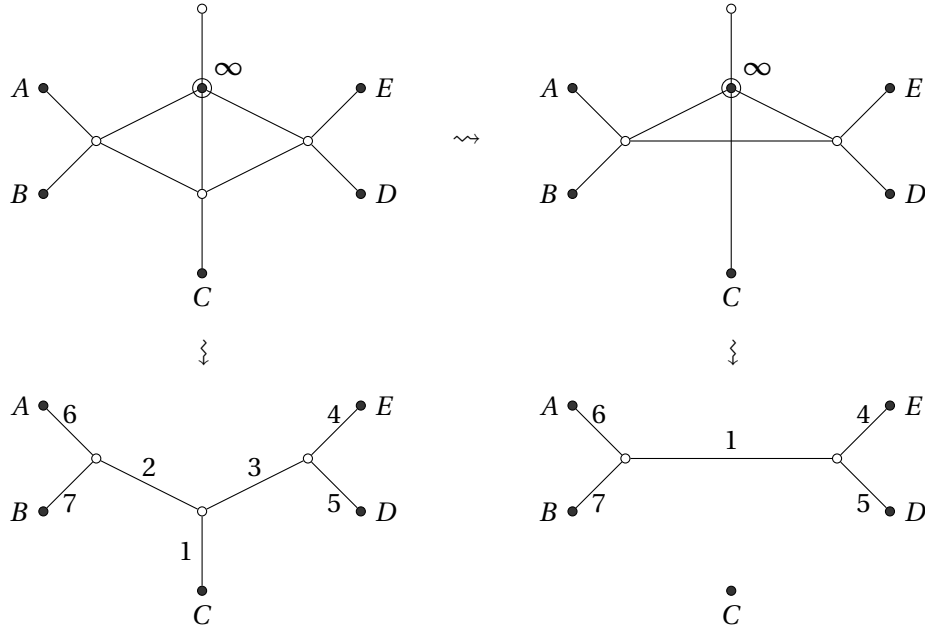
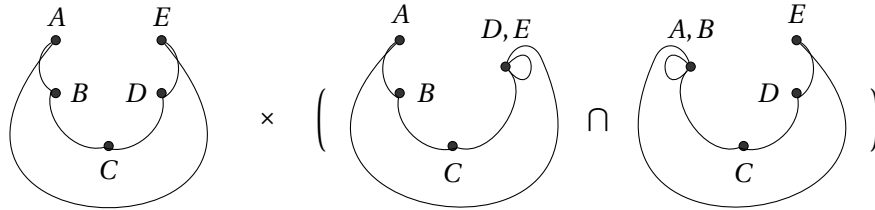


FIGURE 8. Decompletion at double triangle vertex Case 1.
 Double triangle reduction transforms left to right.
 Decompletion at ∞ transforms top to bottom.

From here, using the graphical interpretation of Dodgson, we get equality automatically by looking at the underlying graphs to the polynomials $\Psi_{G,K}^{I,J}$ viewed as spanning trees at the intersection of $G \setminus I / \{J \cup K\}$ and $G \setminus J / \{I \cup K\}$. In this case both ${}^7\Psi_{\tilde{G}}$ and ${}^5\Psi_{\tilde{G}'}$ reduce to the following (up to sign):



While not needed for this proof, we can also rephrase this equality as an equality on spanning forest polynomials of the blobs (see [11]).

To view this equality directly using Dodgson properties, we use contraction-deletion (Proposition 1.11) and Eq. (1.3) to get

$$\begin{aligned} \Psi_{\tilde{G},1}^{2357,4657} \Psi_{\tilde{G},57}^{126,134} &= \Psi_{\tilde{G} \setminus 57 / 1}^{23,46} \Psi_{\tilde{G} \setminus 1 / 57}^{26,34} = \Psi_{\tilde{G} \setminus 4567 / 123} \Psi_{\tilde{G} \setminus 12 / 357}^{6,4} = \Psi_{\tilde{G}' \setminus 146 / 57} \Psi_{\tilde{G}' \setminus 1 / 57}^{6,4} \\ \Psi_{\tilde{G}'}^{456,157} \Psi_{\tilde{G}',5}^{14,67} &= \Psi_{\tilde{G}' \setminus 5}^{46,17} \Psi_{\tilde{G}' / 5}^{14,67}. \end{aligned}$$

Twice applying Eq. (1.3) to the first factor for \tilde{G}' gives $\Psi_{\tilde{G}' \setminus 146 / 57}$. For the second factor, we use the fact that $\{1, 6, 7\}$ is a 3-valent vertex and obtain by Proposition 1.16, $\Psi_{\tilde{G}' \setminus 1 / 57}^{4,6}$. Comparison with the result for \tilde{G} proves the lemma. \blacksquare

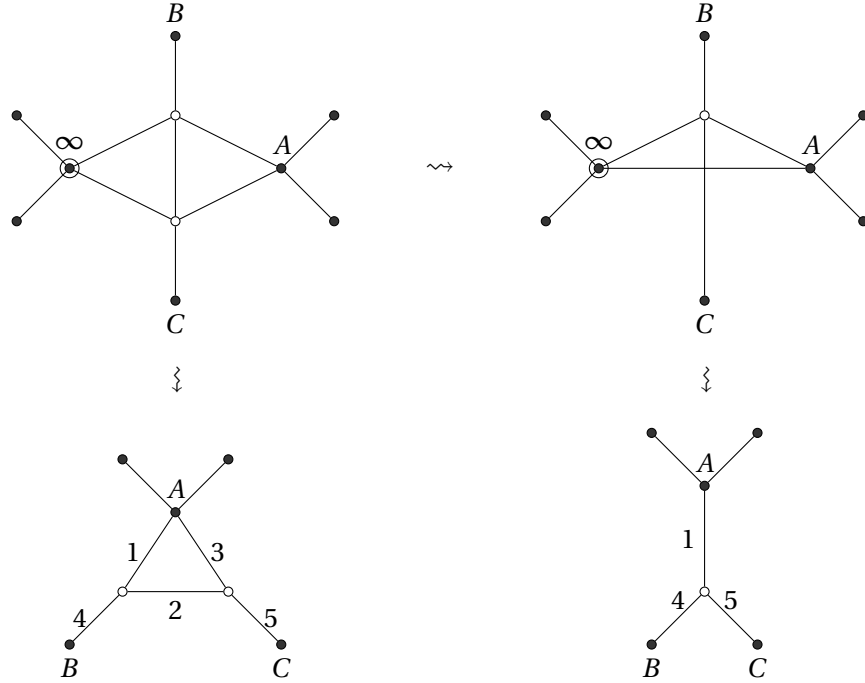


FIGURE 9. Decompletion at double triangle vertex Case 2.
 Double triangle reduction transforms left to right.
 Decompletion at ∞ transforms top to bottom.

Lemma 3.4 (Case 2) — *Let G be a connected 4-regular graph and G' the double triangle reduction of G . Suppose we deplete both graphs at one of the tips of the double triangle (see Figure 9), denoted \tilde{G} and \tilde{G}' respectively. Then*

$${}^5\Psi_{\tilde{G}}(1, 3, 4, 5, 2) = \pm {}^3\Psi_{\tilde{G}'}(4, 5, 1).$$

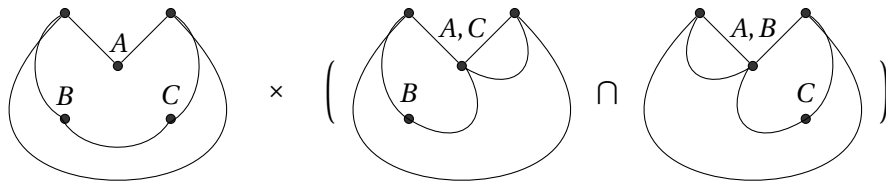
Proof. To prove the equality, we use the same techniques as in Case 1. From a 5-invariant of \tilde{G} , as $\{1, 2, 3\}$ forms a triangle, we have

$$\pm {}^5\Psi_{\tilde{G}}(1, 3, 4, 5, 2) = \Psi_2^{13,45}\Psi^{124,235} - \Psi^{123,245}\Psi_2^{14,35} = -\Psi^{123,245}\Psi_2^{14,35}.$$

From a D^3 of \tilde{G}' , we have (see Eq. (1.2))

$${}^3\Psi_{\tilde{G}'}(4, 5, 1) = \Psi^{14,15}\Psi_1^{4,5}.$$

From here, using the graphical interpretation of Dodgsons, we get equality automatically by noting that both ${}^5\Psi_{\tilde{G}}$ and ${}^3\Psi_{\tilde{G}'}$ reduce to the following (up to sign):



To view this equality directly from Dodgson properties, we have

$$\begin{aligned} \Psi_{\tilde{G}}^{123,245} \Psi_{\tilde{G},2}^{14,35} &= \Psi_{\tilde{G}\setminus 2}^{12,45} \Psi_{\tilde{G}/2}^{14,35} = \Psi_{\tilde{G}\setminus 123/45} \Psi_{\tilde{G}\setminus 3/12}^{4,5} = \Psi_{\tilde{G}\setminus 14/5} \Psi_{\tilde{G}'/1}^{4,5} \\ \Psi_{\tilde{G}'}^{14,15} \Psi_{\tilde{G}',1}^{4,5} &= \Psi_{\tilde{G}'\setminus 14/5} \Psi_{\tilde{G}'/1}^{4,5} \end{aligned}$$

where we've used contraction-deletion (Proposition 1.11) and Eq. (1.3). \blacksquare

Theorem 3.5 (c_2 Decompletion with Double Triangle) — *Let G be a connected 4-regular graph and G' be the double triangle reduction of G . Then, decompleting at any (same) vertex v ,*

$$c_2(G - v) = c_2(G' - v).$$

Proof. Theorem 1.15 together with Theorem 3.1, Lemma 3.3, and Lemma 3.4 gives the result. \blacksquare

Remark 3.6 — *Decompletion and double triangle reduction commute in the sense that you can either decomplete first and then double triangle reduce or vice versa.*

Theorem 3.5 also gives the following Corollary which deals with a special case of the c_2 completion conjecture (Conjecture 1.8). In [35] this is the T case.

Corollary 3.7 — *Let G be a connected 4-regular graph and v and w be adjacent vertices of G . Suppose v and w share two common neighbours. Then:*

$$c_2(G - v) = c_2(G - w)$$

Proof. Since the two decompletions are symmetric, this is the equivalence of the bottom row of Figure 8, proved in Lemma 3.3. \blacksquare

In general, it suffices now to prove the completion conjecture for double triangle free graphs.

Finally, many of the methods used in this section to prove the double triangle reduction invariance of c_2 can also be extended to exploit other graphical structures in primitive divergent graphs. As we will see in the following section, similar configurations that lead to these free factorizations of denominators will come in handy in the actual computation of c_2 invariants.

4. COMPUTATION OF c_2 INVARIANTS AT 11 LOOPS

We analyze primitive divergent graphs in ϕ^4 with loop order 11. We first give some background information in the context of computing c_2 invariants of graphs and narrow our focus to computing c_2 invariants of certain families of graphs. We end up investigating c_2 invariants of all 1731 completed primitive, irreducible and double triangle free graphs at 11 loops.

We detail our method for computing the decompleted c_2 invariants of these 1731 completed primitive graphs, and then go on to discuss some of the interesting patterns that emerge from analyzing the prefixes (finite initial subsequences) of c_2 invariants for 11 loop ϕ^4 graphs.

(4.1) Computational preliminaries. In the context of computing the c_2 invariant of graphs, it is very useful to assume the c_2 completion conjecture (Conjecture 1.8). This is because it allows us to refer to *the* decompleted c_2 invariant that was computed for some primitive graph G , so we will write $c_2^{(q)}(\tilde{G})$ for $c_2^{(q)}(G - v)$ where v is any vertex in G . There is much empirical evidence for this conjecture, and it is also known for special cases, see [35] or Corollary 3.7. From here on, when calculating c_2 invariants, we shall *always* assume this conjecture and use this notation.

The periods of reducible completed primitive graphs (Definition 2.1) after decompletion are not interesting as shown by Theorem 2.2. In light of the following propositions we focus our study of c_2 invariants to decompletions of irreducible completed primitive graphs as well.

Proposition 4.1 — (Proposition 16 from [8], assuming Conjecture 1.8)

The decompleted c_2 invariants of reducible completed primitive graphs vanish modulo q .

Proposition 4.2 — (Theorem 5 from [10]) *Let G be a graph in ϕ^4 with at least 4 vertices. If G is not primitive, i.e. contains a non-trivial subdivergence, then the c_2 invariant vanishes modulo q .*

Proof. This is Theorem 5 from [10]. The restriction of at least 4 vertices comes about because the proof in [10] actually shows that a D_4 , D_5 , or D_6 of the graph vanishes, and this only implies the desired result if G is large enough that these denominators can be used to compute the c_2 invariant. If G has a 2 separation then the D_4 is used necessitating at least 5 edges, hence at least 4 vertices for a decompleted ϕ^4 graphs. If G does not have a 2 separation, then the graph must have at least 8 edges so any of those denominators can be used and so no further hypotheses are needed for this case. ■

Therefore for the rest of this section we will continue to assume that completed primitive graphs are irreducible and emphasize it when needed.

Recall the double triangle reduction defined in Section 3.1. We define the **ancestor** and **family** of a completed primitive graph.

Definition 4.3 — *If G is a completed primitive graph, by Proposition 2.22 in [30] any sequence of double triangle and product reductions terminates at a unique graph G_A which may have several components. The graph G_A is called the **ancestor** of G . It is **prime** if it is connected. The family of G_A is the set of completed primitive graphs which terminate at G_A after all possible double triangle and product reductions.*

Because the c_2 is stable under double triangle reductions (Theorem 3.5) and vanishes for products we only want to analyze prime ancestors. There are 8687 irreducible completed primitive graphs whose decompletions have 11 loops, and 1731 of them are prime ancestors.

Part of our analysis is dedicated to extending the computations of [8]. They primarily studied graphs in ϕ^4 theory but also looked at graphs that are not in ϕ^4 -theory. They studied graphs up to loop order 10 by computing c_2 invariants. Note that they also assumed the completion conjecture.

We recall their definition of a graph being **modular**.

Definition 4.4 — (Definition 21 from [8]) *A completed primitive graph G is **modular** if there exists a normalized Hecke eigenform f for a congruence subgroup of $SL_2(\mathbb{Z})$, possibly with a non-trivial Dirichlet-character with an integral Fourier expansion*

$$f(\tau) = \sum_{k=0}^{\infty} b_k q^k, q = e^{2\pi i \tau}, b_k \in \mathbb{Z}$$

such that the decompleted c_2 invariant satisfies

$$c_2(\tilde{G})^{(p)} \equiv -b_p \pmod{p}$$

for all primes p .

For more on modular forms including definitions of Hecke eigenforms and congruence subgroups, see [16]. We will not need any properties of modular forms here as we will just be testing our sequences against a list of Fourier expansion coefficient sequences of modular forms. This list was previously computed by one of us in Sage [32].

There exist graphs that are proven to be modular, see [7] or [19]. In a computational setting, in [8] it was assumed that if the c_2 invariant that was computed for some graph matched up to some modular form for a large enough number of primes, they were confident enough to say that the graph was modular. Most modular graphs in Table 2 were attained this way. We shall do the same for our analysis, and we will always mention the number of primes to which we have verified the modularity of a graph.

All of the modular forms that we consider in this study are newforms, which we describe (not uniquely) in terms of weight and level.

For example, the decompleted c_2 invariant of the first 4 primes of the graph $P_{8,39}$ is $(0, -1, 0, 0)$, which coincides with the following q -expansion of the weight 3 and level 8 newform:

$$q - \underbrace{2q^2}_{\equiv 0 \pmod{2}} - \underbrace{2q^3}_{\equiv 1 \pmod{3}} + 4q^4 + \underbrace{0q^5}_{\equiv 0 \pmod{5}} + 4q^6 + \underbrace{0q^7}_{\equiv 0 \pmod{7}} + O(q^8).$$

Our main method of computing c_2 invariants for a graph G is to use Theorems 1.15 and 1.17. Because Theorem 1.17 only works for primes we restrict ourselves to the case $q = p$ prime. Note that for any 5 distinct edges, ${}^5\Psi_G(e_1, \dots, e_5) = D_G^5(e_1, \dots, e_5)$ satisfies the hypothesis of Theorem 1.17, and so do higher n -invariants $D_G^n(e_1, \dots, e_n)$. Thus by Theorem 1.17, one could calculate $c_2^{(p)}(G)$ by multiplying out ${}^5\Psi(e_1, \dots, e_5)^{p-1}$ and obtaining the coefficient of $\alpha_6^{p-1} \dots \alpha_{|E(G)|}^{p-1}$ in the resulting polynomial. This naive method would work in principle, but a five invariant for a graph at 11 loops can contain hundreds of thousands of monomials. Exponentiating to high primes quickly leads to an infeasible computation. In order to make computations feasible we proceed by

- (i) trying to find a sequence of edges and a specific decompletion such that denominator reduction goes as far as possible and by
- (ii) exploiting the linear homogeneity (i.e. the polynomials are homogeneous, but has degree at most one in each indeterminate) of the Dodgson polynomials to extract $\alpha_6^{p-1} \dots \alpha_{|E(G)|}^{p-1}$ in an efficient way.

(4.2) Simplifying graph polynomials. Let G be a prime ancestor. We will see that it is convenient to decomplete G at a vertex of a triangle, if available. Because G is 4-regular and double triangle free, this gives rise to three cases of decreasing complexity: (1) G has no triangle, (2) G has isolated triangles, (3) G has a pair of triangles that meets at one vertex. The decompletions are depicted in Figure 10.

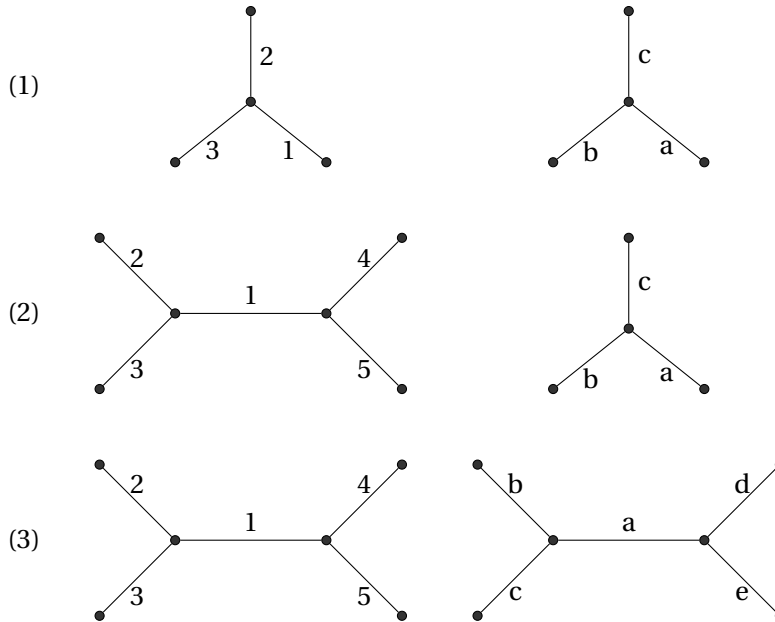


FIGURE 10. The three decompletion substructures. (1) Corresponds to decompleting a non-triangle vertex, (2) corresponds to decompleting a vertex at an isolated triangle, and (3) decompleting the vertex which two triangles meet.

Lemma 4.5 — *Assume G has a substructure as depicted in Figure 10. Then*

(i)

$$D_G^6(1, 2, 3, a, b, c) = \pm \Psi_{G/1a}^{23, bc} \Psi_{G \setminus 13ac/2b}$$

(ii)

$$D_G^8(1, 2, 3, 4, 5, a, b, c) = \pm (\Psi_{G \setminus 4/15a}^{23, bc} - \Psi_{G \setminus 5/14a}^{23, bc}) \Psi_{G \setminus 135ac/24b}$$

(iii)

$$D_G^{10}(1, 2, 3, 4, 5, a, b, c, d, e) = \pm (\Psi_{G \setminus 4d/15ae}^{23, bc} - \Psi_{G \setminus 5d/14ae}^{23, bc} - \Psi_{G \setminus 4e/15ad}^{23, bc} + \Psi_{G \setminus 5e/14ad}^{23, bc}) \Psi_{G \setminus 135ace/24bd}.$$

Note that the right factor in all cases is the graph with all depicted edges removed. One benefit of explicit formulae in the above Lemma is that one saves a large amount of computing power otherwise needed to factorize huge polynomials.

Proof. This is a consequence of the free factorizations, those from Proposition 1.16 (also Proposition 3.19 from [37]) along with Proposition 3.25 from [37]. Specifically, because $\{1, 2, 3\}$ forms a 3-valent vertex we have

$$\pm^5 \Psi_G(2, 3, c, b, 1) = \Psi_1^{23, bc} \Psi^{12c, 13b} = \Psi_{G/1}^{23, bc} \Psi_{G \setminus 1}^{2c, 3b}.$$

From Eq. (1.3) we get $\Psi_{G \setminus 1}^{2c, 3b} = \Psi_{G \setminus 13/2}^{c, b}$. Because $\{a, b, c\}$ forms a 3-valent vertex we get

$$D_G^6(1, 2, 3, a, b, c) = \pm \Psi_{G/1a}^{23, bc} \Psi_{G \setminus 13a/2}^{c, b} = \pm \Psi_{G/1a}^{23, bc} \Psi_{G \setminus 13ac/2b}.$$

We prove the second case from the first. Note that $G \setminus 45/1a$ has a 2-valent vertex with edges $\{2, 3\}$. In analogy to the 3-valent vertex case we have $\Psi_{G \setminus 45/1a}^{23, bc} = 0$. We have

$$\begin{aligned} \Psi_{G/1a}^{23, bc} &= \pm (\Psi_{G \setminus 4/15a}^{23, bc} \alpha_4 + \Psi_{G \setminus 5/14a}^{23, bc} \alpha_5 + X), \\ \Psi_{G \setminus 13ac/2b} &= \pm (\Psi_{G \setminus 135ac/24b} (\alpha_4 + \alpha_5) + Y) \end{aligned}$$

for some X, Y which are constant in α_4 and α_5 . Denominator reduction with respect to α_4 and α_5 gives the result. The third case follows from the second case in exactly the same way as the second case followed from the first. \blacksquare

Remark 4.6 — *For case (1) or (2) in Lemma 4.5, we can do similar factorizations by letting a, b, c be edges of a triangle instead of a 3-valent vertex.*

Of the 1731 ancestors at 11 loops, only 31 have no triangles. For these we have to stick to case (1).

We find 753 ancestors with isolated triangles and 947 ancestors with at least one pair of vertex connected triangles. Note that often after a type (2) or (3) reduction it is possible to continue the denominator reduction for some more steps.

(4.3) Algorithm for computing $c_2(G)$. It would be very wasteful to exponentiate these n -invariants outright because we only want to obtain the coefficient of $\alpha_{n+1}^{p-1} \dots \alpha_{|E(G)|}^{p-1}$. We exploit the linear homogeneity of the Dodgson polynomials for calculations.

Algorithm 4.7 (Extraction of $c_2^{(p)}(G)$ via generalized denominator reduction) —

Let G be the graph whose c_2 invariant is to be calculated. Let $\{e_1, \dots, e_n\}$ be n distinct edges of the graph G with the requirement the edges $\{e_1, \dots, e_n\}$ be chosen such that $D_G^n(e_1, \dots, e_n)$ is defined and can be written as a product of two polynomials which are linear in all variables. Call these polynomials x_1 and x_2 . Lemma 4.5 guarantees that this is always possible. Note that the choice of edges is not unique and that n depends on how many denominator reductions the graph may allow, but $n \geq 6$. (The algorithm also works in the case of higher degrees, but it becomes very inefficient.)

Inputs and Outputs:

- (i) Input : An n -invariant $D_G^n(e_1, \dots, e_n)$ such that the edges $\{e_1, \dots, e_n\}$ satisfy the condition described above and a sequence of edges S in $E(G) \setminus \{e_1, \dots, e_n\}$, $S = (e_{n+1}, e_{n+2}, \dots, e_{|E(G)|})$.
- (ii) Output : The coefficient of $\alpha_{n+1}^{p-1} \dots \alpha_{|E(G)|}^{p-1}$ in $(D_G^n(e_1, \dots, e_n))^{p-1}$ modulo p .

We now describe the algorithm.

First we define $f_n = (D_G^n(e_1, \dots, e_n))^{p-1}$, and we get

$$f_n = (D_G^n(e_1, \dots, e_n))^{p-1} = x_1^{p-1} x_2^{p-1}.$$

Let the edge variable α_k correspond to the edge e_k for $k = n+1, \dots, |E(G)|$. We can use the linear homogeneity of each multiplicand by splitting up each term into the polynomial containing α_{n+1} and the polynomial not containing the α_{n+1} . So $x_1 \mapsto y_1 \alpha_{n+1} + y_2$, $x_2 \mapsto y_3 \alpha_{n+1} + y_4$, and

$$(4.1) \quad f_n = (y_1 \alpha_{n+1} + y_2)^{p-1} (y_3 \alpha_{n+1} + y_4)^{p-1}.$$

We do not want to consider f_n as an element of $\mathbb{Z}[\alpha_{n+1}, \dots, \alpha_{|E(G)|}]$ i.e. in terms of its edge variables because the size of the polynomials y_i are large and doing arithmetic would be infeasible. We consider a compactified representation. We consider each y_i as a product of its irreducible factors

$$y_i = \prod_j u_j \text{ is irreducible in } \mathbb{Z}[\alpha_{n+2}, \dots, \alpha_{|E(G)|}]$$

and f_n as an element of the polynomial ring $\mathbb{Z}[u_1, \dots, u_m][\alpha_{n+1}]$ where $\{u_1, \dots, u_m\}$ are all of the irreducible factors of the multiplicands $\{y_1, y_2, y_3, y_4\}$.

Furthermore, $c_2^{(p)}(G)$ is the coefficient of $\alpha_{n+1}^{p-1} \dots \alpha_{|E(G)|}^{p-1}$ modulo p , so by the homomorphism of integer polynomial rings modulo p , we can work over $(\mathbb{Z}/p\mathbb{Z})[u_1, \dots, u_m][\alpha_{n+1}]$ which allows us to eliminate monomials and store smaller integers in memory.

Expand the polynomial and take the coefficient of α_{n+1}^{p-1} in $(\mathbb{Z}/p\mathbb{Z})[u_1, \dots, u_m][\alpha_{n+1}]$ and define

$$f_{n+1}(u_1, \dots, u_m) = \text{coeff. of } \alpha_{n+1}^{p-1} \text{ in } (y_1 \alpha_{n+1} + y_2)^{p-1} (y_3 \alpha_{n+1} + y_4)^{p-1}.$$

f_{n+1} can be thought of as a generalized version of $(D_G^{n+1}(e_1, \dots, e_n, e_{n+1}))^{p-1}$, see Remark 4.8. Now the coefficient of $\alpha_{n+1}^{p-1} \dots \alpha_{|E(G)|}^{p-1}$ in f_n is exactly the coefficient of $\alpha_{n+2}^{p-1} \dots \alpha_{|E(G)|}^{p-1}$ in f_{n+1} modulo p when f_n, f_{n+1} are considered as elements of $\mathbb{Z}[\alpha_{n+1}, \dots, \alpha_{|E(G)|}]$ or $\mathbb{Z}[\alpha_{n+2}, \dots, \alpha_{|E(G)|}]$, respectively. This is the end of the first iteration.

We proceed with the next iteration and iterate on f_{n+1} instead of f_n . We take the variable corresponding to the next edge in the input edge sequence, α_{n+2} . The irreducible factors of a linear homogeneous polynomial must be linear homogeneous. Therefore each u_k can be expanded as

$$(4.2) \quad u_k \mapsto z_{2k-1} \alpha_{n+2} + z_{2k}.$$

Substitute each u_k in f_{n+1} and let $u_{1'}, \dots, u_{m'}$ be the new irreducible factors of the z_i polynomials of f_{n+1} in $\mathbb{Z}[\alpha_{n+3}, \dots, \alpha_{|E(G)|}]$.

Similarly, we expand out f_{n+1} in $(\mathbb{Z}/p\mathbb{Z})[u_{1'}, \dots, u_{m'}][\alpha_{n+2}]$ and take the coefficient of α_{n+2}^{p-1} in f_{n+1} as before to get another polynomial $f_{n+2} \in (\mathbb{Z}/p\mathbb{Z})[u_{1'}, \dots, u_{m'}]$. The new polynomial f_{n+2} represents the coefficient of $\alpha_{n+1}^{p-1} \alpha_{n+2}^{p-1}$ of f_n . Iterate this procedure until all edge variables have been eliminated, yielding the integer coefficient of $\alpha_{n+1}^{p-1} \dots \alpha_{|E(G)|}^{p-1}$ in $f_n = (D_G^n(e_1, \dots, e_n))^{p-1}$ modulo p . This concludes the algorithm.

Remark 4.8 — In Eq. (4.1) in Algorithm 4.7, we note that

$$\text{coeff. of } \alpha_{n+1}^{p-1} \text{ in } (D_G^n(e_1, \dots, e_n))^{p-1} \equiv (y_1 y_4 - y_2 y_3)^{p-1} \pmod{p}.$$

This can be seen by taking the binomial expansion on the right side of Eq. (4.1), obtaining the α_{n+1}^{p-1} coefficient, and the identity

$$\binom{p-1}{k} \equiv (-1)^k \pmod{p}$$

for $0 \leq k \leq p-1$. Therefore, each step of the algorithm can be seen as a generalized denominator reduction which still works even if the multiplicands do not factor properly, hence the name of the algorithm.

In practice, the effect of the input edge sequence on Algorithm 4.7 is extremely important. We discuss this in Section 4.6. We are essentially repeatedly using Proposition 1.11 in the above algorithm at Eq. (4.2). The representation of the initial Dodgson polynomials in the above algorithm as a product of their irreducible Dodgson factors u muddies up the contraction-deletion interpretation of the irreducible factors in terms of Dodgson polynomials, but often these Dodgson polynomials do not factor in the earlier stages of this algorithm.

Naively one would expect that the number of Dodgson factors u grows like 2^k at step k of the algorithm. The important observation is that due to the huge number of identities between sub-quotient graphs and their Dodgson polynomials this is very wrong. Even in the hardest cases at 11 loops there exist edge-sequences so that the maximum number of Dodgson factors u at every step hardly exceeds 30. In the bad case of $P_{11,8684}$ in Figure 11 we used a sequence with a maximum number of 32 Dodgson factors. The polynomial in these Dodgson factors that represents the generalized denominator reduction, however, can have several million terms.

In light of Proposition 1.16 we want to eliminate edges that cut vertices and go around triangles whenever we can. This eliminates intermediate factors and leads to a smaller intermediate polynomial in u_1, \dots, u_m which speeds up computation. See Section 4.6 for how we generated a good sequence of edges.*

The effectiveness of this algorithm depends heavily on the graph structure. For the graph $P_{11,7870}$, shown in Figure 11, computation at $p = 11$ was instant and we could compute higher primes in seconds. Note that at the top right vertex of $P_{11,7870}$ in Figure 11 connects two triangles, so that we are in case (3) of Lemma 4.5.

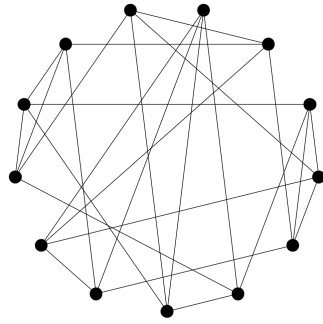
For the other graph in the same figure, $P_{11,8684}$, the decompleted c_2 invariant could not be computed at $p = 11$. Furthermore, computation at $p = 7$ took 150 gigabytes of memory and about a day to compute.† This was one of the longest and most expensive calculations out of all of our graphs at 11 loops. Both of these calculations were done with the best possible sequence of edges we were able to find. See Figure 11 for the graphs.

Finally, we also note the differences between our method using Algorithm 4.7 and the previous method used in [8]. They used a point counting method, which scales exponentially with the number of edge variables left after denominator reduction. Our method instead scales exponentially with the value of p . If one wants to compute to high primes, their method is not limited by memory and scales better in parallel. However, our method is suitable for graphs that are harder to denominator reduce at moderate primes.

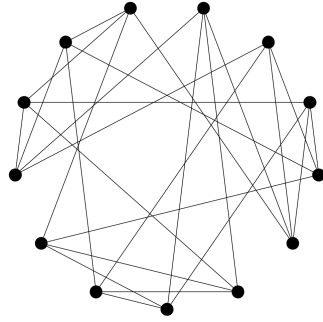
Note that possibly the main mystery of $\phi^4 c_2$ s is the absence of certain sequences seen in non $\phi^4 c_2$ s (see e.g. Table 2). The Chevalley-Waring counting is a method to produce reduced lists of possible

*After this work was finished, a procedure in [26] was implemented that determines the number n_k of Dodgson factors u at step k in the algorithm (without doing the full reduction). The procedure finds a sequence which minimizes $\max_k n_k$ within reasonable time.

†After this work was finished, one of us found an improved denominator reduction algorithm which reduces a minimum of 9 edges (in contrast to 6 of case (1) in Lemma 4.5). With this improvement the result for $p = 7$ could be confirmed by point-counting on an office PC in 90 minutes [28, 26]



$$-c_2(\tilde{P}_{11,7870}) = 1, 1, 3, 6, 1, 3$$



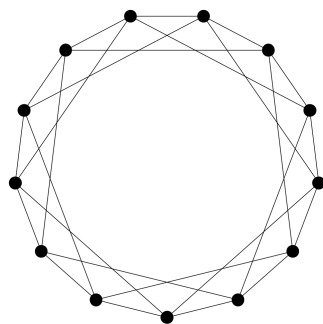
$$-c_2(\tilde{P}_{11,8684}) = 0, 1, 3, 4, 10^*$$

FIGURE 11. The completed primitive graphs corresponding to $P_{11,7870}$ and $P_{11,8684}$. The decompleted c_2 for $P_{11,7870}$ took half of a second to calculate up to $p = 7$, the other one took hours for $p = 7$.

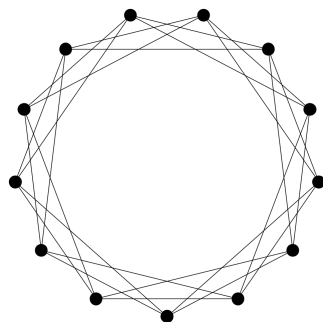
counter-examples to even higher loop order (say 12 or 13 loops where one has 7101 or 55401 prime ancestors). A quick reduction of the number of possible counter-examples is very welcome given the high number of ancestors at high loop order. After the reduction one may use brute force counting to further reduce the lists of possible counter-examples.

(4.4) Results. We were able to obtain the $c_2(G)$ for every single primitive divergent graph at 11 loops for the first 4 primes. However, we ran into memory issues at $p = 11$ for certain graphs. Computations at $p = 7$ could take less than half of a second to compute for the easier graphs but around 24 hours and 150 gigabytes of RAM for the hardest graphs. Table 3 shows how many c_2 invariants we calculated at the specific prime p .

An interesting part of these calculations is the interplay between the complexity of a graph with respect to Algorithm 4.7 and its combinatorial structure. We noticed that many triangles in a completed primitive graph generally corresponds to an easier calculation. This is not surprising because of Proposition 1.16 and Lemma 4.5. However, some graphs, such as the circulant graph $C_{13}(1, 3)$ (Definition 1.1 in [34]), have no triangles, but the symmetric structure somehow leads to a relatively fast c_2 calculation compared to other graphs without triangles. On the other hand, the circulant graph $C_{13}(2, 3)$ [= $C_{13}(1, 5)$] was one of the hardest graphs to compute despite its apparent symmetry. The fact that $C_{13}(2, 3)$ is harder to compute than $C_{13}(1, 3)$ is consistent with the results



$$-c_2(\tilde{P}_{11,8666}) = 1, 0, 1, 2$$



$$-c_2(\tilde{P}_{11,8687}) = 0, 0, 3, 0$$

FIGURE 12. The circulant graphs $P_{11,8666} = C_{13}(1,3)$ and $P_{11,8687} = C_{13}(2,3)$. The decompleted c_2 calculations at $p = 7$ took about 20 seconds for $C_{13}(1,3)$, and a few hours for $C_{13}(2,3)$.

in [34]. The general feeling, both here and in [34], is that circulants with larger gap parameters are more difficult unless they happen to be isomorphic to easier circulants.

We found three possible new modular graphs arising from c_2 invariants at 11 loops. These modular graphs correspond to newforms of weight and level $(3, 24)$, $(4, 8)$, and $(4, 10)$. They are verified up to $p = 31$ for all 3 graphs. We note that $\prod_{p \text{ prime} \leq 31} p \sim 2 \times 10^{11}$ and we are testing against 191 modular forms, so we are relatively confident that these graphs are modular. The complete description of currently known modular forms arising from c_2 invariants of graphs is found in Table 2. The graphs themselves can be found in Figure 13.

One particular interesting conjecture is Conjecture 26 of [8] which states that the modular graphs arising in ϕ^4 -theory always have weight ≥ 3 . For the c_2 invariants of graphs which have been calculated to $p = 13$, we find no counter-example to their conjecture up to level 46. Another interesting conjecture is part of Conjecture 25 in [8] which states that if $c_2(\tilde{G}) \equiv -1 \pmod{p}$, then the ancestor of G is K_5 . We have found no counter examples at $p = 13$ for 11 loops so far for that conjecture as well.

In Table 3 we see that for the 1424 graphs with c_2 up to at least $p = 11$ we get 779 distinct sequences. If we believe that every graph has a uniform probability of giving rise to any prefix of c_2 up to $p = 11$, letting $k = 1424$, $n = 2 \times 3 \times 5 \times 7 \times 11 = 2310$

$$\mathbb{E}[\# \text{ of unique sequences up to } p = 11] = n \left[1 - \left(1 - \frac{1}{n}\right)^k \right] \sim 1063.$$

But because of the existence of period preserving graph identities and conjectures relating c_2 to the period (as well as other possible c_2 preserving graph identities) we are not surprised at a lower number

weight	2	3	4	5	6	7	8
level	11 ^{$\phi^{>4}$}	7 _P ⁸	5 ⁸	4 ⁹	3 ⁸	3 ⁹	2 ¹⁰
	14 ^{$\phi^{>4}$}	8 _P ⁸	6 ⁹	7	4 ⁹	7	3
	15 ^{$\phi^{>4}$}	11 ^{$\phi^{>4}$}	7 ¹⁰	8	5	8	5 ¹⁰
17		12 _P ⁹	8 ¹¹	11	6	11	6
19		15	9	12	7 _P ⁹	15	7
20		15	10 ¹¹	15	8	15	8
21		16	12	15	9	16	8
24		19	13 _P ⁹	19	10 ¹⁰	19	9
26		⋮	⋮	20	10	20	10
26		24 ¹¹	17 ¹⁰	20	10	20	12

TABLE 2. The weight and level of modular graphs for 11 loops and below. All modular forms are newforms. A box indicates that a modular graph of this weight and level was found. The $\phi^{>4}$ superscript indicates that this modular form appears in non- ϕ^4 theory, i.e. it comes from a graph with valence greater than 4. The superscript number indicates which loop order it was first found. The subscript P indicates that a modular graph was found and proved to be modular for all p in [7] or [19].

	p	7	11	13
# c_2 invariants computed at p		1731	1424	751
# prime ancestors		1731	1731	1731
# of distinct c_2 invariants		210	779	452
# of distinct sequences		210	2310	30030

TABLE 3. The number of c_2 invariants computed up to various primes.

of unique sequences. However, only 62 of these 1424 graphs are related by previously known period preserving identities.

At 11 loops and just using the 1424 sequences for up to $p = 11$, we end up with at least 676 new c_2 invariants arising at 11 loops.

There are 145 unique c_2 sequences below 11 loops computed to $p = 13$. The ratio of unique sequences to prime ancestors is $\frac{145}{284} \sim 0.51$ for below 11 loops and $\frac{676+145}{1424+284} \sim 0.48$ including 11 loops.

Note that our 676 new sequences were **computed up to** $p = 11$, whereas the 145 c_2 sequences below 11 loops were computed **computed up to** $p = 13$ in [8]. We expect there to be more than 676 new distinct sequences after distinguishing our sequences to $p = 13$. This would slightly change the ratios of unique sequences to prime ancestors calculated above.

We also see in Table 4 that certain sequences appear much more frequently than others. In particular, 14 different prime ancestors seem to share the same sequence. Of these 14 prime ancestors, only 2 share a symmetry by a known period preserving operation. Only these two prime ancestors share the same Hepp bound. We do not know of other ways which these graphs relate to one another.

We include all of our c_2 invariants for 11 loop graphs in the ancillary files on the arXiv version of this paper. They are also in the Periods file of [26] (which will be regularly updated).

(4.5) Discussion. We discuss some of the interesting results from our investigation into the c_2 invariants of 11 loop graphs. We make a few heuristic observations and we also mention topics for possible further investigation.

# of occurrences	$-c_2^{(p)}(G), p =$						classification
	2	3	5	7	11	13	
14	0	0	1	5	6	5	
10	1	1	0	6	2	9	
9	0	0	1	5	1	12	(4,6)
9	0	2	4	3	8	3	
8	0	0	1	0	0	9	(5,4)
7	0	0	1	2	8	1	(6,3)
7	0	0	2	6	10	0	
7	0	0	0	1	3	4	(8,2)
7	0	2	0	6	3	9	
6	0	1	4	0	1	3	(6,7)
6	0	1	1	2	10	9	
6	0	1	3	2	9	1	
6	0	1	1	1	1	1	z_2
5	0	1	3	1	1	9	
5	0	0	0	1	7	1	(8,5)
5	1	0	4	5	4	10	
5	0	0	0	2	0	4	(3,12)
5	1	0	1	5	4	12	
5	0	0	4	3	1	11	(6,4)
5	1	2	2	0	0	4	
5	1	0	0	1	9	7	
5	0	2	3	3	0	9	(4,8)

TABLE 4. The sequences with ≥ 5 occurrences as decompleted c_2 invariants of completed primitive graphs up to $p = 13$ at 11 loops. We only count sequences that have been calculated up to $p = 13$. We left the last column blank if it was not z_n (see [8]) or a modular form.

In our results we show that the ratio of unique c_2 invariants to prime ancestors does not change much between different loop orders. A related observation about the distribution of c_2 invariants appeared in [36]. One of us in [36] showed that the distribution of decompleted c_2 prefixes for the circulant graphs $C_n(1, 3)$ and $C_n(2, 3)$ is very uniform as we increase n . This uniformity, even within the same family of graphs, gave rise to the idea that maybe *all* finite prefixes show up in ϕ^4 c_2 invariants if the loop order is high enough. This line of thought seems to be supported by the evidence of the present calculations.

As seen in Table 2, the range of modular forms is still relatively constrained at 11 loops. Based on the 751 sequences up to $p = 13$, many of our modular graphs seem to arise from previously found modular forms - see Table 4. Furthermore, the appearance of the two new newforms, (4, 8) and (4, 10) fits in Table 2 between two newforms of the same weight. There is a possibility that some gaps in this table fill up as new c_2 invariants are calculated at higher loops. It seems like most of the observations made in [8] seem to hold for 11 loop graphs. One surprise is the newform (3, 24) given its relatively high level. However, there it still seems that modular ϕ^4 ancestors at moderate loop order have a strong preference of low levels.

A specific set of inputs to Algorithm 4.7 can alter the speed of the procedure by hundreds of times - from days to minutes. We describe our heuristic method for how we chose the inputs below. It would be helpful to have more analysis done how to choose a sequence of edges that leads to a fast computation. Proposition 1.16, which says to eliminate triangles and disconnect vertices, served as a

starting point for our strategy of edge selection. Note in [26] a simple strategy was implemented that searches for a sequence of edge-variables with the minimum number of Dodgson factors in the worst step of Algorithm 4.7. We did not use this strategy here.

(4.6) Method. The database of modular forms had previously been computed by one of us and the generation of it is described in Section 6 of [8].

To compute $c_2^{(p)}(G)$ for each 11-loop graph G , we first need to generate the inputs to Algorithm 4.7. The inputs are an n -invariant $D_G^n(e_1, \dots, e_n)$ and a sequence of edges for $E(G) \setminus \{e_1, \dots, e_n\}$. We have freedom in choosing sequences of edges and how to construct the n -invariant, so we want to try and select an input that leads to a fast computation.

To construct an n -invariant we first use Lemma 4.5 and then denominator reduce using free factorizations from Proposition 1.16. For a graph with at least one triangle, we always use case (2) or case (3) in Lemma 4.5. Otherwise, we use case (1).

To choose an ordering of edges after constructing $D_G^n(e_1, \dots, e_n)$, we do the following: pick an edge e_{n+1} that is incident on some vertex of $G \setminus \{e_1, \dots, e_n\}$ with the lowest degree, and set this as the first edge in the sequence. Proceed by picking an edge e_{n+2} that is incident on some vertex of $G \setminus \{e_1, \dots, e_n, e_{n+1}\}$ with the lowest degree. Repeat this procedure until there are no edges left. Alternatively, one can choose to prioritize eliminating edges that are part of cycles.

The idea to finding a good input is to generate a set of reasonable candidate inputs, test each input by running Algorithm 4.7 at $p = 3$, and then select the best one to run at higher values of p . To do this, we: (1) choose different sets of edges to give to Lemma 4.5, and (2) after using Lemma 4.5, choose different sets of edges which are compatible with the general strategy described in the previous paragraph.

For the case of a graph with no triangles, since we are restricted to case (1) in Lemma 4.5 we can choose to decomplete at any vertex and not just at a triangle. Therefore we just obtain a set of candidate inputs by decompleting at different vertices and selecting different pairs of 3-valent vertices for case (1) in Lemma 4.5.

Algorithm 4.7 is very volatile with respect to a certain input. For the modular graph $P_{11,7156}$ in Figure 13 the input that ended up being the best prioritized choosing edges incident on vertices with small degree. We managed to compute $c_2(\tilde{P}_{11,7156})$ up to $p = 31$. Furthermore $p = 11$ took around 1 second this input. However if we chose another sequence of edges, $p = 11$ for the same graph did not finish within 10 minutes and we estimated that it would take at least a few hours.

We used the symbolic library Giac [24] to generate the sets of n -invariants and edge sequences. We observed that Giac could do symbolic determinants for Dodgson polynomials much faster than other programs. We used Maple [20] to denominator reduce and factor polynomials. We then input the edge sequence and $D_G^n(e_1, \dots, e_n)$ to a custom C++ program created to run Algorithm 4.7 efficiently at higher primes.

Computation was done at the University of Waterloo on the Math Faculty Computing Facility (MFCF) specialty research servers. The specifications for the three machines we used are listed in Table 5. See [31] for more information about the MFCF servers.

Make/model	CPUs	Memory
SGI Altix XE H2106-G7	Four AMD Opteron 6168 12-core 2.3 GHz	256 GB
Dell PowerEdge R815	Four AMD Opteron 6276 16-core 2.3 GHz	512 GB
Dell PowerEdge M830	Four Intel Xeon E5-4660v3 2.1 GHz 14-core (Haswell)	256 GB

TABLE 5. The specifications for the three machines used for our computations.

APPENDICES

(A) Table of new period identities. Using the same notation for graphs as in [23] we get the following list (Table 6) of new period identities between subsets of a class of graphs based on the Fourier split. We used Sage [32] to implement the Fourier split transform.

Each row of Table 6 corresponds to the existence of at least one Fourier split identity between a pair of graphs, one from each set. Each graph within a set (column) can currently be linked to another in that set via a series of Fourier or twist identities.

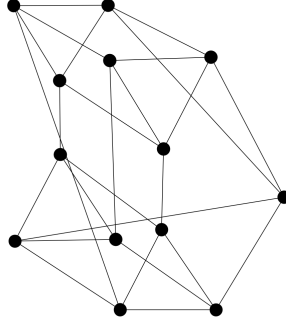
Note that all these new results are indeed proven period identities and they preserve c_2 invariants and Hepp bounds.

TABLE 6. New period identities within classes up to $\ell = 11$ given by Fourier split
 * indicates that the graphs given in that row have equal periods by the Fourier split, but that these graphs form only a proper subset of a class of graphs with the same Hepp bound (see Section 2.4), and so is an incomplete unexplained identity compared to the Hepp bound.

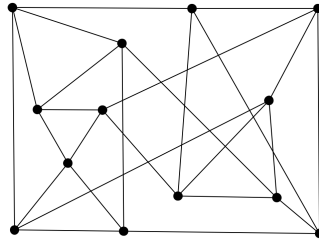
$\ell = 9$	$\{P_{9,45}\}$	$\{P_{9,62}\}$
$\ell = 10$	$\{P_{10,57}\}$	$\{P_{10,74}\}$
	$\{P_{10,162}, P_{10,172}\}$	$\{P_{10,197}\}$
	$\{P_{10,218}, P_{10,308}\}$	$\{P_{10,260}\}$
	$\{P_{10,219}, P_{10,309}\}$	$\{P_{10,267}\}$
	$\{P_{10,234}\}$	$\{P_{10,331}, P_{10,336}\}$
	$\{P_{10,242}\}$	$\{P_{10,325}, P_{10,326}\}$
	$\{P_{10,250}\}$	$\{P_{10,321}, P_{10,322}, P_{10,408}\}$
	$\{P_{10,292}, P_{10,348}, P_{10,618}\}$	$\{P_{10,758}, P_{10,762}\}$
	$\{P_{10,300}\}$	$\{P_{10,332}, P_{10,337}\}$
	$\{P_{10,303}\}$	$\{P_{10,324}, P_{10,327}\}$
	$\{P_{10,428}\}$	$\{P_{10,439}, P_{10,785}\}$
	$\{P_{10,787}\}$	$\{P_{10,905}\}$
	$\{P_{10,838}\}$	$\{P_{10,882}\}$
$\ell = 11$	$\{P_{11,58}\}$	$\{P_{11,75}\}$
	$\{P_{11,186}, P_{11,196}\}$	$\{P_{11,221}\}$
	$\{P_{11,261}, P_{11,363}\}$	$\{P_{11,312}\}$
	$\{P_{11,263}, P_{11,370}\}$	$\{P_{11,322}\}$
	$\{P_{11,278}\}$	$\{P_{11,388}, P_{11,393}\}$
	$\{P_{11,286}\}$	$\{P_{11,382}, P_{11,383}\}$
	$\{P_{11,294}\}$	$\{P_{11,378}, P_{11,379}, P_{11,471}\}$
	$\{P_{11,355}\}$	$\{P_{11,389}, P_{11,394}\}$
	$\{P_{11,358}\}$	$\{P_{11,381}, P_{11,384}\}$
	$\{P_{11,534}, P_{11,839}, P_{11,859}\}$	$\{P_{11,551}, P_{11,886}\}$
	$\{P_{11,648}, P_{11,658}, P_{11,740}, P_{11,760}\}$	$\{P_{11,683}, P_{11,790}\}$
	$\{P_{11,918}, P_{11,961}, P_{11,1109}, P_{11,1122}\}$	$\{P_{11,1010}, P_{11,1056}\}$
	$\{P_{11,920}, P_{11,959}, P_{11,1116}, P_{11,1170}\}$	$\{P_{11,1020}, P_{11,1046}\}$
	$\{P_{11,935}, P_{11,984}\}$	$\{P_{11,1136}, P_{11,1141}, P_{11,1149}, P_{11,1154}\}$
	$\{P_{11,943}, P_{11,976}\}$	$\{P_{11,1130}, P_{11,1131}, P_{11,1189}, P_{11,1191}\}$

$\{P_{11,951}, P_{11,992}\}$	$\{P_{11,1126}, P_{11,1127}, P_{11,1279}, P_{11,1285}\}$	
$\{P_{11,1096}\}$	$\{P_{11,1137}, P_{11,1142}, P_{11,1148}, P_{11,1153}\}$	
$\{P_{11,1099}\}$	$\{P_{11,1129}, P_{11,1132}, P_{11,1188}, P_{11,1192}\}$	
$\{P_{11,1333}, P_{11,3183}\}$	$\{P_{11,1345}, P_{11,2279}, P_{11,3548}\}$	
$\{P_{11,1377}, P_{11,1931}, P_{11,1949}\}$	$\{P_{11,2947}\}$	
$\{P_{11,1380}, P_{11,1721}, P_{11,2064}\}$	$\{P_{11,1610}\}$	
$\{P_{11,1381}, P_{11,1720}, P_{11,2065}\}$	$\{P_{11,1580}\}$	
$\{P_{11,1390}, P_{11,1960}\}$	$\{P_{11,1606}, P_{11,1701}\}$	
$\{P_{11,1400}, P_{11,1964}\}$	$\{P_{11,1576}, P_{11,1711}\}$	
$\{P_{11,1526}\}$	$\{P_{11,1829}, P_{11,1834}\}$	$\{P_{11,1976}, P_{11,1980}\}$
$\{P_{11,1529}\}$	$\{P_{11,1819}, P_{11,1825}\}$	$\{P_{11,2001}, P_{11,2021}\}$
$\{P_{11,1738}, P_{11,2112}\}$	$\{P_{11,4256}\}$	
$\{P_{11,1846}\}$	$\{P_{11,2037}, P_{11,2084}\}$	
$\{P_{11,1849}\}$	$\{P_{11,1991}, P_{11,1995}\}$	
$\{P_{11,1850}\}$	$\{P_{11,1988}, P_{11,1998}\}$	
$\{P_{11,1863}\}$	$\{P_{11,2012}, P_{11,2025}\}$	
$\{P_{11,1864}\}$	$\{P_{11,2011}, P_{11,2018}\}$	
$\{P_{11,2305}\}$	$\{P_{11,2656}\}$	
$\{P_{11,2306}, P_{11,2607}\}$	$\{P_{11,2519}\}$	
$\{P_{11,2383}\}$	$\{P_{11,2581}\}$	
$\{P_{11,2438}\}$	$\{P_{11,2675}\}$	
$\{P_{11,2451}, P_{11,2577}\}$	$\{P_{11,2484}\}$	
$\{P_{11,2590}\}$	$\{P_{11,2614}\}$	
$\{P_{11,2881}, P_{11,2887}\}$	$\{P_{11,2910}\}$	
$\{P_{11,2933}\}$	$\{P_{11,2980}, P_{11,2981}, P_{11,5338}\}$	
$\{P_{11,2940}\}$	$\{P_{11,2976}, P_{11,2977}, P_{11,3024}, P_{11,5466}\}$	
$\{P_{11,2965}\}$	$\{P_{11,2979}, P_{11,2982}, P_{11,5468}\}$	
$\{P_{11,3035}\}$	$\{P_{11,3046}\}$	
$\{P_{11,3069}, P_{11,3075}\}$	$\{P_{11,3098}\}$	
$\{P_{11,4253}\}$	$\{P_{11,4747}, P_{11,4764}\}$	
$\{P_{11,4381}\}$	$\{P_{11,4805}, P_{11,4924}\}$	*
$\{P_{11,5517}\}$	$\{P_{11,6094}\}$	
$\{P_{11,5533}\}$	$\{P_{11,6101}\}$	
$\{P_{11,5717}\}$	$\{P_{11,6181}\}$	
$\{P_{11,5719}\}$	$\{P_{11,6278}\}$	*
$\{P_{11,6081}\}$	$\{P_{11,6336}\}$	*
$\{P_{11,6098}\}$	$\{P_{11,6327}\}$	*
$\{P_{11,6151}\}$	$\{P_{11,6342}\}$	

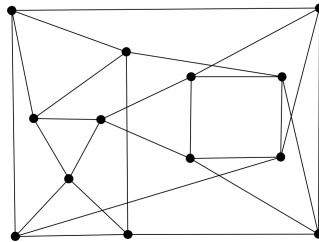
(B) New modular graphs. Below we list 3 graphs at 11 loops which correspond to new modular forms that have not been found at loop order less than 11. Interestingly, decompleting at the rightmost vertex for $P_{11,7914}$ yields a highly symmetric structure.



$$(4, 10) : -c_2(\tilde{P}_{11,7914}) = 0, 1, 0, 3, 1, 7, 15, 14, 17, 26, 28$$



$$(3, 24) : -c_2(\tilde{P}_{11,7156}) = 0, 0, 3, 4, 10, 0, 0, 0, 0, 8, 7$$



$$(4, 8) : -c_2(\tilde{P}_{11,7158}) = 0, 2, 3, 3, 0, 9, 16, 6, 13, 24, 26$$

FIGURE 13. The completed primitive graphs corresponding to the possible new modular forms.

REFERENCES

- [1] James Ax. “Zeroes of polynomials over finite fields”. *Amer. J. Math.* 86 (1964), pp. 255–261.
- [2] Spencer Bloch, Hélène Esnault, and Dirk Kreimer. “On motives associated to graph polynomials”. *Comm. Math. Phys.* 267.1 (2006), pp. 181–225. [arXiv:math/0510011](https://arxiv.org/abs/math/0510011).
- [3] D. J. Broadhurst and D. Kreimer. “Knots and numbers in ϕ^4 theory to 7 loops and beyond”. *Internat. J. Modern Phys. C* 6.4 (1995), pp. 519–524. [arXiv:hep-ph/9504352](https://arxiv.org/abs/hep-ph/9504352).
- [4] David Broadhurst and Oliver Schnetz. “Algebraic geometry informs perturbative quantum field theory”. *PoS.* Vol. LL2014. 2014, p. 078. [arXiv:1409.5570](https://arxiv.org/abs/1409.5570).
- [5] Francis Brown. “On the periods of some Feynman integrals” (2010). [arXiv:0910.0114](https://arxiv.org/abs/0910.0114).
- [6] Francis Brown and Dzmitry Doryn. “Framings for graph hypersurfaces” (2013). [arXiv:1301.3056](https://arxiv.org/abs/1301.3056).
- [7] Francis Brown and Oliver Schnetz. “A K3 in ϕ^4 ”. *Duke Math. J.* 161.10 (2012), pp. 1817–1862. [arXiv:1006.4064](https://arxiv.org/abs/1006.4064).
- [8] Francis Brown and Oliver Schnetz. “Modular forms in quantum field theory”. *Commun. Number Theory Phys.* 7.2 (2013), pp. 293–325. [arXiv:1304.5342](https://arxiv.org/abs/1304.5342).
- [9] Francis Brown and Oliver Schnetz. “Single-valued multiple polylogarithms and a proof of the zig-zag conjecture”. *J. Number Theory* 148 (2015), pp. 478–506. [arXiv:1208.1890](https://arxiv.org/abs/1208.1890).
- [10] Francis Brown, Oliver Schnetz, and Karen Yeats. “Properties of c_2 invariants of Feynman graphs”. *Adv. Theor. Math. Phys.* 18.2 (2014), pp. 323–362. [arXiv:1203.0188](https://arxiv.org/abs/1203.0188).
- [11] Francis Brown and Karen Yeats. “Spanning forest polynomials and the transcendental weight of Feynman graphs”. *Comm. Math. Phys.* 301.2 (2011), pp. 357–382. [arXiv:0910.5429](https://arxiv.org/abs/0910.5429).
- [12] Wesley Chorney and Karen Yeats. “ c_2 invariants of recursive families of graphs” (2017). [arXiv:1701.01208](https://arxiv.org/abs/1701.01208).
- [13] Marcel Golz, Erik Panzer, and Oliver Schnetz. “Graphical functions in parametric space”. *Lett. Math. Phys.* 107.6 (2017), pp. 1177–1192. [arXiv:1509.07296](https://arxiv.org/abs/1509.07296).
- [14] Claude Itzykson and Jean-Bernard Zuber. *Quantum Field Theory*. Dover edition 2005. McGraw-Hill, 1980.
- [15] David Jackson, Achim Kempf, and Alejandro Morales. “A robust generalization of the Legendre transform for QFT”. *J. Phys. A: Math. Theor.* 50.22 (2017), p. 225201. [arXiv:1612.00462](https://arxiv.org/abs/1612.00462).
- [16] N. Koblitz and N.I. Koblitz. *Introduction to Elliptic Curves and Modular Forms*. Graduate Texts in Mathematics. Springer New York, 1993.
- [17] M. Kontsevich and D. Zagier. “Periods”. *Mathematics Unlimited—2001 and Beyond*. Springer, 2001, pp. 771–808.
- [18] Sergei K. Lando and Alexander K. Zvonkin. *Graphs on Surfaces and Their Applications*. Springer, 2004.
- [19] Adam Logan. “New realizations of modular forms in Calabi-Yau threefolds arising from ϕ^4 theory”. *J. Number Theory* 184 (2018), pp. 342–383. [arXiv:1604.04918](https://arxiv.org/abs/1604.04918).
- [20] *Maple 18, Maplesoft, a division of Waterloo Maple Inc., Waterloo, Ontario.* <https://www.maplesoft.com>.
- [21] Erik Panzer. Private communications. 2018.
- [22] Erik Panzer. *The Hepp bound for Feynman periods*. Talk presented at Amplitudes 2018 (SLAC). 2018.
- [23] Erik Panzer and Oliver Schnetz. “The Galois coaction on ϕ^4 periods”. *Commun. Number Theory Phys.* 11.3 (2017), pp. 657–705. [arXiv:1603.04289](https://arxiv.org/abs/1603.04289).
- [24] Bernard Parisse and Renee De Graeve. *Giac/Xcas, version 1.4.9*. 2018.
- [25] Oliver Schnetz. “Graphical functions and single-valued multiple polylogarithms”. *Commun. Number Theory Phys.* 8.4 (2014), pp. 589–675. [arXiv:1302.6445](https://arxiv.org/abs/1302.6445).
- [26] Oliver Schnetz. *HyperlogProcedures (Maple package)*. <http://www.algeo.math.uni-erlangen.de/?2297>. 2018.

- [27] Oliver Schnetz. “Numbers and functions in quantum field theory”. *Phys.Rev.* 97.8 (2018), p. 085018. [arXiv:1606.08598](#).
- [28] Oliver Schnetz. “Quadratic denominator reduction of the c_2 invariant”. *in preparation* (2018).
- [29] Oliver Schnetz. “Quantum field theory over \mathbb{F}_q ”. *Electron. J. Combin.* 18.1 (2011), Paper 102, 23. [arXiv:0909.0905](#).
- [30] Oliver Schnetz. “Quantum periods: a census of ϕ^4 -transcendentals”. *Commun. Number Theory Phys.* 4.1 (2010), pp. 1–47. [arXiv:0801.2856](#).
- [31] *Speciality Research Linux Servers*. <https://uwaterloo.ca/math-faculty-computing-facility/services/specialty-research-linux-servers>. Accessed: 2018-08-07.
- [32] The Sage Developers. *SageMath, the Sage Mathematics Software System (Version 8.2)*. <http://www.sagemath.org>. 2018.
- [33] Karen Yeats. *A combinatorial perspective on quantum field theory*. Springer, 2017.
- [34] Karen Yeats. “A few c_2 invariants of circulant graphs”. *Commun. Number Theory Phys.* 10.1 (2016), pp. 63–86. [arXiv:1507.06974](#).
- [35] Karen Yeats. “A special case of completion invariance of the c_2 invariance of a graph” (2018). [arXiv:1706.08857](#).
- [36] Karen Yeats. “A study on prefixes of c_2 invariants” (2018). [arXiv:1805.11735](#).
- [37] Karen Yeats. “Some combinatorial interpretations in perturbative quantum field theory”. *Feynman amplitudes, periods and motives*. Vol. 648. Contemp. Math. Amer. Math. Soc., Providence, RI, 2015, pp. 261–289. [arXiv:1302.0080](#).

DEPARTMENT OF COMBINATORICS AND OPTIMIZATION
 FACULTY OF MATHEMATICS, UNIVERSITY OF WATERLOO
 WATERLOO, ON, CANADA, N2L 3G1
E-mail address: ss2hu@edu.uwaterloo.ca

DEPARTMENT MATHEMATIK
 EMMY-NOETHER-ZENTRUM, FAU ERLANGEN-NÜRNBERG
 CAUERSTR. 11, 91058 ERLANGEN, GERMANY
E-mail address: schnetz@mi.uni-erlangen.de

DEPARTMENT OF PHYSICS AND ASTRONOMY
 FACULTY OF APPLIED SCIENCE, UNIVERSITY OF BRITISH COLUMBIA
 VANCOUVER, BC, CANADA, V6T 1Z1
E-mail address: jimshaw@alumni.ubc.ca

DEPARTMENT OF COMBINATORICS AND OPTIMIZATION
 FACULTY OF MATHEMATICS, UNIVERSITY OF WATERLOO
 WATERLOO, ON, CANADA, N2L 3G1
E-mail address: kayeats@uwaterloo.ca