

Probing pseudo-Goldstone dark matter at the LHC

Katri Huitu,^{*} Niko Koivunen,[†] Oleg Lebedev,[‡] and Subhadeep Mondal[§]
*Department of Physics, and Helsinki Institute of Physics,
 P. O. Box 64, FI-00014 University of Helsinki, Finland*

Takashi Toma[¶]
Department of Physics, Kyoto University, Kyoto 606-8502, Japan

Pseudo-Goldstone dark matter coupled to the Standard Model via the Higgs portal offers an attractive framework for phenomenologically viable pseudo-scalar dark matter. It enjoys natural suppression of the direct detection rate due to the vanishing of the relevant (tree level) Goldstone boson vertex at zero momentum transfer, which makes light WIMP-like dark matter consistent with the strong current bounds. In this work, we explore prospects of detecting pseudo-Goldstone dark matter at the LHC, focusing on the vector boson fusion (VBF) channel with missing energy. We find that, in substantial regions of parameter space, relatively light dark matter ($m_\chi < 150$ GeV) can be discovered in the high luminosity run as long as it is produced in decays of the Higgs-like bosons.

^{*} katri.huitu@helsinki.fi

[†] niko.koivunen@helsinki.fi

[‡] oleg.lebedev@helsinki.fi

[§] subhadeep.mondal@helsinki.fi

[¶] takashi.toma@gauge.scphys.kyoto-u.ac.jp

I. INTRODUCTION

The dark matter (DM) puzzle remains one of the pressing issues in modern physics. Various particle physics models have been constructed which fit known properties of dark matter. Among these, the weakly interacting massive particle (WIMP) paradigm remains one of the frontrunners.

Recently, the electroweak-scale dark matter models have come under increasing pressure from direct detection experiments which have so far found null results [1, 2]. These constrain the nucleon–dark matter interactions at (effectively) zero momentum transfer. An interesting option to evade such bounds is to employ the property of Goldstone bosons that the relevant vertices vanish at zero momentum transfer (Fig. 1), while otherwise are unsuppressed [3]. It is important that this statement also applies to *massive* pseudo–Goldstone bosons, which allows one to use this mechanism to suppress direct detection rates of WIMP–like dark matter. In this case, the nucleon–dark matter interaction arises at one loop level and satisfies the XENON1T bound naturally.

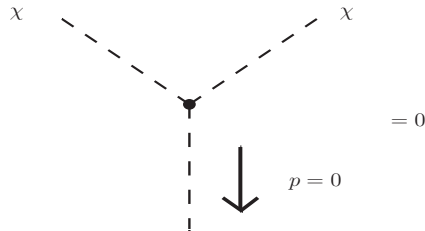


FIG. 1. The vertex involving a (pseudo-)Goldstone boson χ on-shell and a scalar vanishes at zero momentum transfer. This persists for a massive χ as well [3].

In this work, we explore the prospects of probing pseudo–Goldstone DM¹ at the LHC. A promising channel with a relatively low background is vector boson fusion (VBF) Higgs production followed by its invisible decay into DM pairs [15]. The minimal model contains two Higgs–like scalars whose invisible decays contribute to this missing E_T signature. Since pseudo–Goldstone bosons are naturally light, these channels are expected to be allowed kinematically. The relevant constraints that restrict the efficiency of DM production are due to the current bounds on the Higgs invisible decay, heavy Higgs searches and indirect DM detection. We find that despite the strong constraints, light DM can be probed efficiently in the high luminosity run of the LHC.

II. OVERVIEW OF THE MODEL AND EXISTING CONSTRAINTS

Consider a simple extension of the Standard Model with a complex scalar field S carrying a global U(1) charge [3]. The most general renormalizable scalar potential invariant under global U(1) transformations $S \rightarrow e^{i\alpha} S$ is

$$V_0 = -\frac{\mu_H^2}{2} H^\dagger H - \frac{\mu_S^2}{2} S^* S + \frac{\lambda_H}{2} (H^\dagger H)^2 + \lambda_{HS} H^\dagger H S^* S + \frac{\lambda_S}{2} (S^* S)^2. \quad (2.1)$$

The U(1) gets broken spontaneously when S acquires a vacuum expectation value (VEV). This would result in the presence of a massless Goldstone boson. To avoid it, we introduce a soft breaking mass term for S :

$$V_{\text{soft}} = -\frac{\mu'_S{}^2}{4} S^2 + \text{h.c.} \quad (2.2)$$

with the full scalar potential being

$$V = V_0 + V_{\text{soft}}. \quad (2.3)$$

In this case, a non-zero S VEV generates a *pseudo–Goldstone* boson with mass μ'_S .

The parameter $\mu'_S{}^2$ can always be made real and positive by phase redefinition. The scalar potential V is therefore invariant under "CP-symmetry"

$$S \rightarrow S^*. \quad (2.4)$$

¹ Pseudo–Goldstone DM in a different context has been considered in [4–14].

It is easy to show that S develops a real VEV such that this symmetry is unbroken by the vacuum [3]. As a result, $\text{Im}S$ couples to other fields in pairs and is therefore stable.

The scalar fields are parametrized as

$$H = \frac{1}{\sqrt{2}} \begin{pmatrix} 0 \\ v + h \end{pmatrix} \quad (2.5)$$

and

$$S = \frac{1}{\sqrt{2}}(v_s + s + i\chi). \quad (2.6)$$

The stability of the pseudoscalar χ is guaranteed by the "CP-symmetry" and it will play the role of pseudo-Goldstone dark matter in our model.

The potential minimization conditions read

$$\mu_H^2 = \lambda_H v^2 + \lambda_{HS} v_s^2, \quad (2.7)$$

$$\mu_S^2 = \lambda_{HS} v^2 + \lambda_S v_s^2 - \mu_S'^2. \quad (2.8)$$

Using these relations the parameters μ_H^2 and μ_S^2 can be eliminated from the scalar potential. The CP-even scalars h and s mix due to the presence of the portal coupling λ_{HS} in the potential and the mass matrix in the (h, s) -basis is

$$\mathcal{M}^2 = \begin{pmatrix} \lambda_H v^2 & \lambda_{HS} v v_s \\ \lambda_{HS} v v_s & \lambda_S v_s^2 \end{pmatrix}. \quad (2.9)$$

It is diagonalized by the orthogonal transformation

$$O^T \mathcal{M}^2 O = \begin{pmatrix} m_{h_1}^2 & 0 \\ 0 & m_{h_2}^2 \end{pmatrix}, \quad (2.10)$$

with

$$O = \begin{pmatrix} \cos \theta & \sin \theta \\ -\sin \theta & \cos \theta \end{pmatrix}, \quad (2.11)$$

where θ is the mixing angle,

$$\tan 2\theta = \frac{2\lambda_{HS} v v_s}{\lambda_S v_s^2 - \lambda_H v^2}. \quad (2.12)$$

The eigenvalues of the mass-squared matrix are

$$m_{h_1, h_2}^2 = \frac{1}{2} \left(\lambda_H v^2 + \lambda_S v_s^2 \mp \frac{\lambda_s v_s^2 - \lambda_H v^2}{\cos 2\theta} \right). \quad (2.13)$$

Here h_1 is identified with the SM-like Higgs boson observed at the LHC. The pseudoscalar mass is given by the soft mass term:

$$m_\chi^2 = \mu_S'^2. \quad (2.14)$$

The 6 input parameters of the scalar potential are subject to 2 experimental constraints: $v = 246$ GeV and $m_{h_1} = 125$ GeV, leaving 4 free parameters which we choose as m_{h_2} , θ , v_s and m_χ .

We note that a number of variations of the Higgs portal model with a complex scalar singlet have been considered in the literature [16–20].

A. U(1) breaking couplings as spurions

Here we provide a rationale for our choice of the U(1) breaking couplings following [3]. The main feature is that the odd powers of S are absent and the higher even powers of S are suppressed. This can be justified by treating our set-up as the low energy limit of a more fundamental theory containing additional states at a high energy scale.

The simplest option would be to introduce a heavy complex singlet Φ which carries an even U(1) charge q_Φ , while assigning S an odd charge q_S . The couplings allowed by U(1) symmetry involve even powers of S , e.g.

$$\frac{S^{2k}\Phi^l}{\Lambda^{2k+l-4}}, \quad (2.15)$$

where k, l are integer and Λ is some high energy scale. The (gauged) U(1) is broken at the high scale by a VEV of Φ to a Z_2 subgroup which acts on S as $S \rightarrow -S$. Define

$$n \equiv -2 \frac{q_S}{q_\Phi}, \quad \epsilon \equiv \frac{\langle \Phi \rangle}{\Lambda}, \quad (2.16)$$

where $\epsilon \ll 1$. We then find

$$\mu_S'^2 \sim \langle \Phi \rangle^2 \epsilon^{n-2}, \quad \lambda_{HS}' \sim \lambda_S'' \sim \epsilon^n, \quad \lambda_S' \sim \epsilon^{2n}, \quad (2.17)$$

where $\lambda_{HS}', \lambda_S'', \lambda_S'$ are the coefficients of the $|H|^2 S^2, |S|^2 S^2, S^4$ terms in the scalar potential, respectively. Clearly, for small ϵ , $\mu_S'^2$ is the leading term, while the others are highly suppressed. We thus recover our effective set-up as the low energy limit.

In this example, one may require CP symmetry, in which case dark matter stability is automatic and enforced by $S \rightarrow S^*$. If CP is violated, dark matter is unstable and its decay is induced by the complex phases in the higher-dimension operators. For $\epsilon \ll 1$, its lifetime can be made much longer than the age of the Universe [3], such that it can be treated as stable for all practical purposes.

We thus conclude that our assumptions can easily be justified by treating the U(1) breaking couplings as spurions.

B. Cancellation of the direct DM detection amplitude

The main feature of our dark matter framework is that the direct detection amplitude vanishes at tree level and zero momentum transfer [3]. The leading DM–nucleon scattering process is shown in Fig. 2. Let us examine how the cancellation comes about in the mass eigenstate basis.

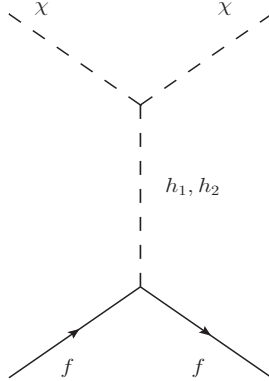


FIG. 2. DM–nucleon scattering at tree level.

The relevant interaction terms are given by

$$\mathcal{L} \supset \frac{1}{2v_s} \chi^2 \left(h_1 m_{h_1}^2 \sin\theta - h_2 m_{h_2}^2 \cos\theta \right), \quad (2.18)$$

$$\mathcal{L} \supset - \left(h_1 \cos\theta + h_2 \sin\theta \right) \sum_f \frac{m_f}{v} \bar{f} f, \quad (2.19)$$

where f denotes the SM fermions. Thus, the tree-level direct-detection scattering amplitude is given by

$$\mathcal{A}_{dd}(t) \propto \sin\theta \cos\theta \left(\frac{m_{h_2}^2}{t - m_{h_2}^2} - \frac{m_{h_1}^2}{t - m_{h_1}^2} \right) \simeq \sin\theta \cos\theta \frac{t(m_{h_2}^2 - m_{h_1}^2)}{m_{h_1}^2 m_{h_2}^2} \simeq 0 \quad (2.20)$$

since the momentum transfer in this process is negligibly small, $t \simeq 0$. Thus, the contributions from h_1 and h_2 exchange cancel each other up to tiny corrections of order $t/(100 \text{ GeV})^2$. This cancellation does not require any special relation between m_{h_1} and m_{h_2} and occurs for any parameter choice. It is of course a result of the pseudo-Goldstone nature of our dark matter. In terms of the polar coordinates, $S = \rho e^{i\phi}$, where ϕ is identified with dark matter, one finds that the $\phi\phi\rho$ vertex vanishes for ϕ on shell and zero momentum of ρ . This statement is specific to the explicit U(1) breaking by a mass term S^2 and does not hold for higher dimensional operators.

The cancellation is spoiled by loop corrections which generate U(1) breaking terms of dimension 4, e.g. S^4 . The resulting direct detection cross section is in the ballpark of 10^{-49} cm^2 [3], which is significantly below the current bounds. A detailed analysis of these loop corrections has recently been performed in [21, 22].

In our framework, the observed DM relic density can have both thermal and non-thermal origin. The DM annihilation cross section does not suffer from the above cancellation since the momentum transfer is large in this case. Thus, the correct relic abundance can be achieved through the usual WIMP annihilation mechanism [3]. In this work however, we consider a more general possibility that the DM production mechanism may be non-thermal, which allows for a wider range of DM masses including m_χ as low as 10 GeV.

C. Invisible decay branching ratio

In this study, we aim to probe the invisible decay of the CP-even Higgses h_1 and h_2 into a pair of DM particles χ . When such decays are allowed, the VBF Higgs production with missing energy provides a promising channel for dark matter detection. The $\chi\text{-}\chi\text{-}h_{1,2}$ couplings are given by

$$\begin{aligned}\kappa_{\chi\chi h_1} &= \frac{m_{h_1}^2}{2v_s} \sin\theta, \\ \kappa_{\chi\chi h_2} &= -\frac{m_{h_2}^2}{2v_s} \cos\theta\end{aligned}\tag{2.21}$$

leading to the invisible decay widths

$$\begin{aligned}\Gamma(h_1 \rightarrow \chi\chi) &= \frac{m_{h_1}^3 \sin^2\theta \sqrt{1 - 4\frac{m_\chi^2}{m_{h_1}^2}}}{32\pi v_s^2}, \\ \Gamma(h_2 \rightarrow \chi\chi) &= \frac{m_{h_2}^3 \cos^2\theta \sqrt{1 - 4\frac{m_\chi^2}{m_{h_2}^2}}}{32\pi v_s^2}.\end{aligned}\tag{2.22}$$

The decay $h_1 \rightarrow \chi\chi$ is quite constrained by the LHC Higgs data, with $\text{BR}(h_1 \rightarrow \chi\chi)$ not exceeding 10% as required by the Higgs signal strength observations [23]. On the other hand, the decay $h_2 \rightarrow \chi\chi$ can be very efficient. It is important to include both of these DM production channels since either of them can dominate depending on the parameter choice.

Eq. 2.21 shows that the DM couplings to the CP-even scalars grow with $m_{h_{1,2}}$ and $1/v_s$. Given that $\sin\theta \lesssim 0.3$ as required by the (h_1) Higgs coupling measurements [24], one concludes that h_2 couples to DM significantly stronger than h_1 does. For h_2 , the competing decay modes are the $\sin\theta$ -suppressed $h_2 \rightarrow VV^{(*)}$ and, for larger m_{h_2} , $h_2 \rightarrow h_1 h_1$ and $h_2 \rightarrow t\bar{t}$. The variation of $\text{BR}(h_2 \rightarrow \chi\chi)$ for typical parameter choices is shown in Fig. 3. We keep m_{h_2} below 600 GeV to have a substantial h_2 -production cross section and choose $m_\chi = 64 \text{ GeV}$ to evade the $\text{BR}(h_1 \rightarrow \chi\chi)$ constraint. We see that for $v/v_s > 0.1$, the invisible decay mode is significant and often dominant.

D. Constraints

The model parameters m_{h_2} , m_χ , v_s and θ are constrained by various experiments. Perturbative unitarity considerations exclude small values of $v_s \ll v$, which for fixed scalar masses imply large quartic couplings. The mixing angle θ and dark matter mass m_χ are constrained by the LHC Higgs coupling data. In addition, depending on the choice of θ , the heavy CP-even Higgs boson mass m_{h_2} is subject to the LHC direct search bound.² While the direct

² A summary of analogous constraints in the real scalar extension of the SM can be found in [25].

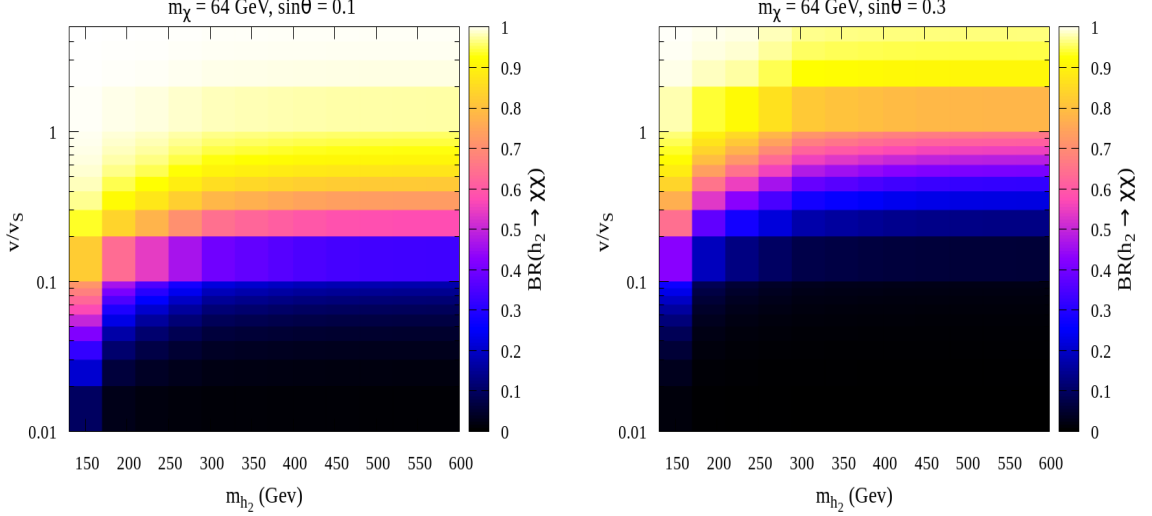


FIG. 3. Variation of $\text{BR}(h_2 \rightarrow \chi\chi)$ in the $(m_{h_2}, v/v_s)$ plane for representative parameter values.

DM detection constraint is weak and superseded by that from perturbative unitarity in the relevant parameter range, the indirect DM detection constraint from the Fermi satellite is significant for relatively light DM. Finally, when χ is assumed to have been produced thermally, there is a PLANCK constraint on the DM annihilation cross section, which requires a substantial DM–scalar couplings away from the resonance regions. The dark matter computations were performed using micrOMEGAs [26].

Below we delineate parameter space consistent with all of the constraints, keeping the spectrum at the electroweak scale and the mixing angle below 0.3.

Constraints from unitarity, invisible Higgs decay and dark matter detection experiments

Figure 4 shows the results of our numerical analysis at fixed representative values of $\sin\theta$ and m_{h_2} . The grey, purple and orange regions are excluded by the perturbative unitarity constraint $\lambda_S < 8\pi/3$ [27], the Higgs invisible decay bound [23] and the gamma-ray observations from dwarf spheroidal galaxies (dSphs) with 6 years and 15 dSphs data by the Fermi–LAT Collaboration [28, 29], respectively.

To constrain the invisible h_1 Higgs decay, we use the Higgs signal strength value $\mu = 1.09^{+0.11}_{-0.10}$ obtained with 7 + 8 TeV LHC data [23]. In our model, the effective μ is given by

$$\mu = \cos^2\theta (1 - \text{BR}_{\text{inv}}), \quad (2.23)$$

where BR_{inv} is the h_1 invisible decay branching ratio. The bound on BR_{inv} is θ -dependent: at $\sin\theta = 0.1$, it gives $\text{BR}_{\text{inv}} < 10\%$ at 2σ , while for $\sin\theta = 0.3$ it strengthens to $\text{BR}_{\text{inv}} < 2\%$. The direct 13 TeV bound $\text{BR}_{\text{inv}} < 26\%$ [24, 30] is weaker, while the 13 TeV constraints on the Higgs signal strength $1.13^{+0.09}_{-0.08}$ (ATLAS) [30] and 1.17 ± 0.10 (CMS) [24] are only consistent with the SM at 2σ level. It is therefore reasonable to use a conservative bound quoted above.

For the gamma-ray constraint, a Navarro–Frenk–White (NFW) dark matter profile is assumed [31]. The red band shows the allowed parameter range for thermal dark matter, whose abundance lies within a 3σ interval of $\Omega_\chi h^2 = 0.1197 \pm 0.0022$ as reported by the PLANCK Collaboration [32]. One observes the presence of the characteristic dips associated with the resonant DM annihilation through h_1 and h_2 . The DM couplings are allowed to be very small around these dips. The low mass end of the red bands, $m_\chi < m_{h_1}/2$, is excluded by the invisible Higgs decay constraint, while the Fermi bound does not significantly affect the allowed parameter space for thermal DM. The direct DM detection constraint is loose and superseded by that from perturbative unitarity (grey area) [3].

The uncolored regions are allowed by all of the constraints as long as the DM production mechanism is non-thermal. In particular, $m_\chi = \mathcal{O}(10)$ GeV is consistent with the Higgs invisible decay bound for small DM–Higgs couplings.

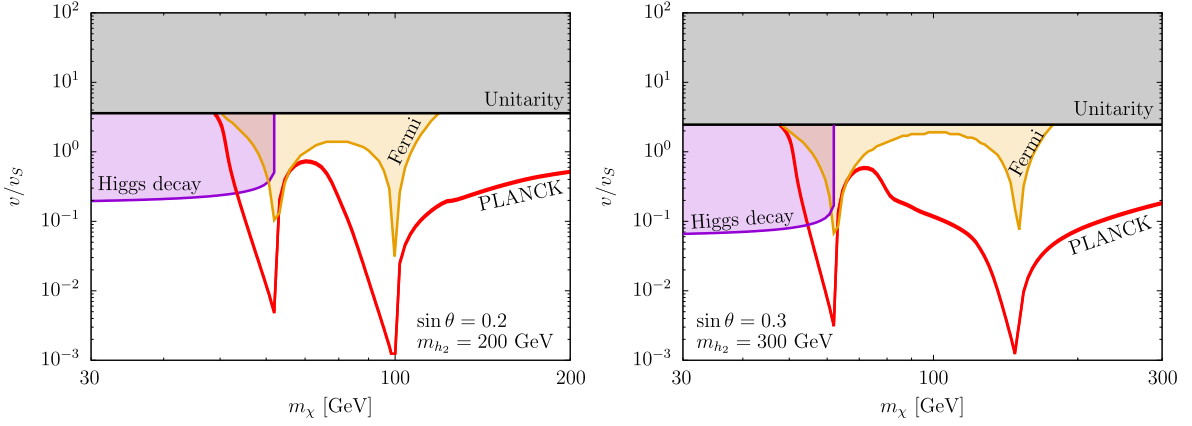


FIG. 4. $(m_\chi, v/v_s)$ parameter space. The colored regions are excluded by perturbative unitarity (grey), the Higgs invisible decay (purple) and gamma-ray observations (orange). The red band gives the correct thermal DM relic abundance according to PLANCK.

Constraints from the LHC direct search

Further constraints are imposed by the direct LHC search for Higgs-like states in various channels. We have taken into account the following 13 TeV LHC results:

- The $h_2 \rightarrow \gamma\gamma$ searches by ATLAS [33] and CMS [34]. The ATLAS search probes the heavy Higgs masses above 200 GeV, whereas the CMS lower bound is 500 GeV.
- Searches for $h_2 \rightarrow WW$ and $h_2 \rightarrow ZZ$ in ATLAS [35–37] and CMS [38]. The CMS $h_2 \rightarrow ZZ$ search [38] probes the lowest mass range: $m_{h_2} \geq 130\text{ GeV}$. The ATLAS $h_2 \rightarrow WW$ and $h_2 \rightarrow ZZ$ searches are sensitive to masses above 200 GeV. The combined ATLAS limits from $h_2 \rightarrow WW$ and $h_2 \rightarrow ZZ$ searches impose a limit on $m_{h_2} \geq 300\text{ GeV}$.
- The ATLAS searches for $h_2 \rightarrow h_1 h_1$ in $4b$ [39], $2\gamma 2b$ [40] and $2W 2\gamma$ final states, and the CMS searches in $2\gamma 2b$ [41] and $4b$ [42] final states. The ATLAS searches and the CMS $4b$ search probe the heavy Higgs masses above 260 GeV and the CMS $2\gamma 2b$ search probes those above 250 GeV.
- The ATLAS search for the invisible h_2 decay in the VBF production channel [43]. This probes the heavy Higgs mass range starting from 100 GeV.

We are interested in the low mass range 150–300 GeV as this leads to the strongest signal. The above searches set a bound on the production cross section of the final state in question. In the Narrow Width Approximation (NWA), it is given by:

$$\sigma_{\text{prod}} = \sigma(pp \rightarrow h_2) \times \text{BR}(h_2 \rightarrow \text{SM}). \quad (2.24)$$

The h_2 production cross section is proportional to $\sin^2 \theta$,

$$\sigma(pp \rightarrow h_2) = \sin^2 \theta \times \sigma_{pp \rightarrow h}^{\text{SM}}(m_h = m_{h_2}), \quad (2.25)$$

where $\sigma_{pp \rightarrow h}^{\text{SM}}$ is the production cross section of the SM Higgs boson. The branching ratio for the h_2 decay to a given SM final state is

$$\text{BR}(h_2 \rightarrow \text{SM}) = \frac{\sin^2 \theta \Gamma_{h \rightarrow \text{SM}}(m_h = m_{h_2})}{\sin^2 \theta \Gamma_h^{\text{tot}}(m_h = m_{h_2}) + \Gamma(h_2 \rightarrow \chi\chi) + \Gamma(h_2 \rightarrow h_1 h_1)}, \quad (2.26)$$

where $\Gamma_{h \rightarrow \text{SM}}$ is the SM Higgs decay rate to the final state and Γ_h^{tot} is the SM Higgs total decay width.

It is clear that σ_{prod} receives two suppression factors: $\sin^2 \theta$ and the presence of non-standard decay channels. For the mixing angle values $\sin \theta = 0.1, 0.2$ and 0.3 , the cross section σ_{prod} is below the limit for the $\gamma\gamma$, WW and $h_1 h_1$ final states. The ZZ searches in both CMS [38] and ATLAS [37] and the combined WW , ZZ search in ATLAS [36] are more sensitive and for $\sin \theta = 0.2, 0.3$ impose a non-trivial constraint shown in Fig. 5.

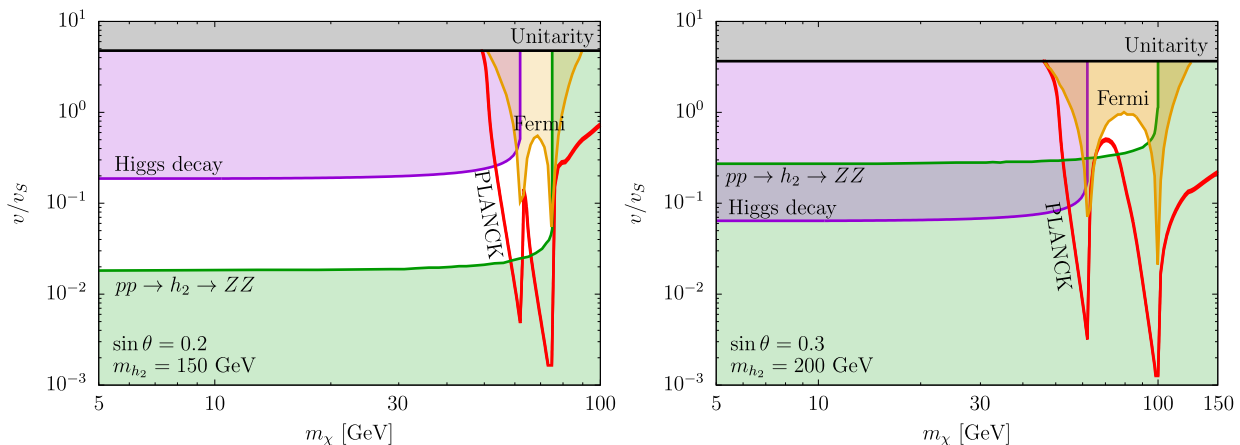


FIG. 5. LHC h_2 -search constraints (green) in the $(m_\chi, v/v_s)$ plane. The other constraints are as in Fig. 4.

Below the $h_2 \rightarrow h_1 h_1$ kinematic threshold, the necessary suppression is provided by the invisible decay channel $h_2 \rightarrow \chi\chi$ as long as $m_{h_2} > 2m_\chi$. While the $\sin\theta = 0.1$ case is safe regardless of the efficiency of the invisible decay, at $\sin\theta = 0.2, 0.3$ a large $\text{BR}_{\text{inv}}(h_2)$ is required in order for a light h_2 to be consistent with the LHC data. This excludes low values of v/v_s at which the χ - χ - h_2 coupling is suppressed, as shown in Fig. 5. The constraint is rather sensitive to the exact value of m_{h_2} : while the observed limit for $m_{h_2} = 150$ GeV is lower than the corresponding SM value by a factor of 31, the analogous factor for $m_{h_2} = 200$ GeV is only 22. That means, in the latter case the $\sin^2\theta = (0.2)^2$ suppression is enough to satisfy the bound at any v_s , while in the former case an efficient invisible decay channel is necessary.

It is interesting that at higher $m_{h_2} \sim 300$ GeV, the above constraint disappears due to the additional decay channel $h_2 \rightarrow h_1 h_1$. The corresponding coupling

$$C_{h_1 h_1 h_2} = -\frac{2m_{h_1}^2 + m_{h_2}^2}{4vv_s} \sin 2\theta (v_s \cos\theta + v \sin\theta), \quad (2.27)$$

is quite large and remains unsuppressed at large v_s making the standard Higgs decay channels much less efficient. Thus, both panels of Fig. 4 are consistent with the h_2 -constraint.

III. COLLIDER ANALYSIS

We aim to probe our DM model via the missing energy signature in the VBF Higgs production channel (Fig. 6). There are of course other options as well. For example, Ref. [44] has explored gluon fusion with the initial or final state radiation accompanied by missing energy, within a somewhat different Higgs portal DM model. The problematic aspect in this case is the large QCD background. For the VBF mode, the background is lower since the jets produced in this process are forward and easier to tag on. Thus it appears to be a promising channel ³.

We find that the process is efficient only when the DM pair is produced by on-shell h_1 and/or h_2 decays. Thus we will focus on the region $m_{h_2} > 2m_\chi$. In addition, due to the $\sin^2\theta$ suppression, the heavy Higgs production cross section is significant only for the electroweak range masses. Although the h_1 production is unsuppressed by the mixing angle, the kinematic reach of $h_1 \rightarrow \chi\chi$ is smaller than that for the h_2 decay and, furthermore, its branching ratio is already strongly constrained. As we detail below, both h_1 and h_2 can give a dominant contribution to DM pair production, depending on the parameter region.

³ In order to ascertain the fact that a VBF production channel is more sensitive compared to a gluon fusion production resulting in a monojet signal, we made an estimate with reference to the results in [44]. We found that with similar parameter choices, the significance factor in VBF production channel can be larger by a factor ~ 1.6 .

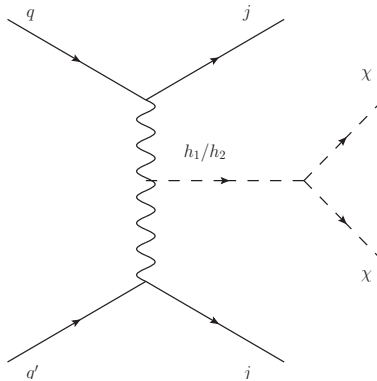


FIG. 6. DM pair production via vector boson fusion (VBF) at the LHC.

A. Simulation details

The ATLAS and CMS Collaboration have explored the possibility of detecting invisible decay of the Higgs boson in the VBF channel and have optimised the corresponding cuts [43, 45]. The definitions of the signal region and kinematic cuts are very similar in both of the analyses. In this work, we have adopted the CMS analysis of the VBF channel with $\sqrt{s} = 13$ TeV data [45]. The VBF signal events are required to produce at least two jets with transverse momentum $p_T > 80(40)$ GeV for the leading (subleading) jet and rapidity $|\eta| < 4.7$. Further, at least one of the two leading jets must have $|\eta| > 3$. Events are also required to have a large transverse missing energy, $\cancel{E}_T > 250$ GeV.

The dominant SM background contribution to the signal region arises from the $W + \text{jets}$ and $Z + \text{jets}$ channels, with W and Z decaying leptonically into $\ell\nu_\ell$ and $\nu_\ell\bar{\nu}_\ell$, respectively. The $W + \text{jets}$ channel contributes due to a non-zero lepton misidentification probability combined with a large production cross section. The next largest contributions are due to the top production (single and pair) and gauge boson pair production. Contributions from the top production channels are suppressed by the small lepton misidentification probability, whereas the gauge boson pair production channels suffer from smaller cross-sections. QCD jets and $\gamma + \text{jets}$ are the other two potentially large contributors to the background. Although they do not have any direct source of missing energy in the final state, mismeasurements of the momenta of the final state particles, especially jets, can result in a non-zero \cancel{E}_T .

In order to suppress the QCD background contribution, all the jets in the final state with $p_T > 30$ GeV and $|\eta| < 4.7$ are required to be separated from the missing momentum direction $\cancel{\vec{E}}_T$ by an azimuthal angle $\Delta\phi(\cancel{\vec{E}}_T, \vec{p}_T^{\text{jet}}) > 0.5$ radians. The two leading jets in the VBF channel are expected to be widely separated by pseudorapidity η and almost back-to-back. This kinematic feature is exploited by requiring $\eta_{j1}\eta_{j2} < 0$ and $|\Delta\eta_{jj}| > 4$. These jets are also likely to have a large invariant mass, $m_{jj} > 1300$ GeV, and a small azimuthal separation, $|\Delta\phi_{jj}| < 1.5$. Such cuts are particularly effective in reducing the SM background contributions arising from the $V + \text{jets}$ channel, where $V = W, Z$. The $W + \text{jets}$ background is further reduced by implementing a lepton veto. Events are rejected if they contain a muon (electron) with $p_T > 10$ GeV and $|\eta| < 2.4(2.5)$ or a τ -lepton decaying hadronically (τ_h) with $p_T > 10$ GeV and $|\eta| < 2.3$. Any event with a photon in the final state with $p_T > 15$ GeV and $|\eta| < 2.5$ is also rejected to suppress the $\gamma + \text{jets}$ background. A b -jet veto is implemented in order to reduce the background from the $t\bar{t}$ and single top production channels. The b -jet candidates are required to have $p_T > 20$ GeV and $|\eta| < 2.4$. The combined secondary vertex algorithm [46, 47] adopted by the CMS Collaboration yields roughly a 60% efficiency of tagging the b -jets. A small probability (1%) of misidentifying a light-flavor jet as a b -jet is also taken into account. We have summarised the selection criteria for the final state in Table I.

The model has been implemented in MadGraph5 [48, 49] through FeynRules [50–52]. Event generation at the parton level is performed by MadGraph. We have used the parton distribution function NNPDF [53, 54] for our computation. These events are subsequently passed to Pythia8 [55] for showering and hadronisation. Jet formation is done using the anti- k_T algorithm [56] by FastJet [57] and detector simulation is performed using Delphes3 [58–60]. Finally, the events are analysed by CheckMATE [61, 62].

Observables	Requirements
Leading (trailing) jet	$p_T > 80(40) \text{ GeV}, \eta < 4.7$
\cancel{E}_T	$> 250 \text{ GeV}$
$\Delta\phi(\vec{E}_T, \vec{p}_T^{\text{jet}})$	> 0.5
$ \Delta\phi_{jj} $	< 1.5
$\eta_{j1} \cdot \eta_{j2}$	< 0
$ \Delta\eta_{jj} $	> 4
$ m_{jj} $	$> 1300 \text{ GeV}$
Leptons	$N_{\mu,e} = 0, p_T > 10 \text{ GeV}, \eta < 2.4(2.5)$
τ leptons	$N_{\tau_h} = 0, p_T > 10 \text{ GeV}, \eta < 2.3$
Photons	$N_\gamma = 0, p_T > 15 \text{ GeV}, \eta < 2.5$
b -jets	$N_b = 0, p_T > 20 \text{ GeV}, \eta < 2.4$

TABLE I. Final state selection cuts for the VBF analysis [45].

B. Results and discussion

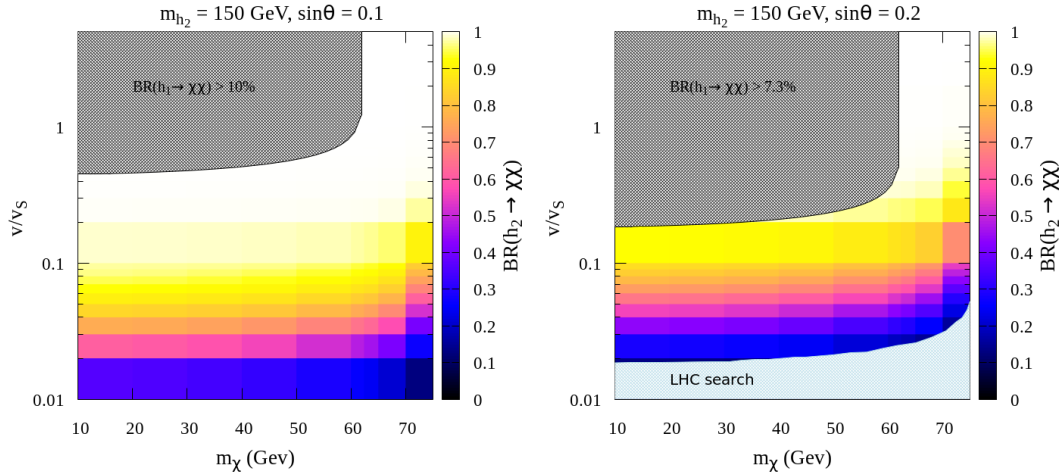
In this section, we discuss the results of our collider simulation for two choices of the heavy CP-even Higgs mass, $m_{h_2} = 150 \text{ GeV}$ and 300 GeV . Since the h_2 production is suppressed by small $\sin^2\theta$, we restrict the h_2 mass to the electroweak range.

In order to estimate the statistical significance factor \mathcal{S} , we use

$$\mathcal{S} = \frac{S}{\sqrt{S + B + \sigma_B^2}}, \quad (3.1)$$

where S , B and σ_B represent the number of signal events, SM background events and the uncertainty in the background measurement. The CMS Collaboration quotes $B \pm \sigma_B = 1779 \pm 96$ at 35.9 fb^{-1} integrated luminosity [45]. To estimate \mathcal{S} at high integrated luminosity, we have scaled B accordingly and taken two choices of σ_B to reflect our lack of knowledge of how the realistic uncertainty may evolve. The “best case scenario” corresponds to a negligible background uncertainty, $\sigma_B \ll \sqrt{B}$, and the second choice is $\sigma_B = \sqrt{B}$ which effectively reduces the significance by $\sqrt{2}$. We expect that the resulting significance gives an idea of the realistic signal strength and the detection prospects.

Below we consider two representative values of m_{h_2} and the resulting signals.

FIG. 7. $\text{BR}(h_2 \rightarrow \chi\chi)$ and the LHC constraints for $m_{h_2}=150 \text{ GeV}$.

a. $m_{h_2} = 150$ GeV

We fix $\sin\theta$ to be 0.1 and 0.2 since for larger $\sin\theta \geq 0.3$ a 150 GeV CP-even Higgs is nearly excluded by the LHC data [35, 37]. We vary the ratio v/v_s within the range [0.01 - 5.0], where the upper limit is set by the perturbative unitarity constraint [27]. The DM mass m_χ is bounded from above by $m_{h_2}/2$ as required by the on-shell decay of h_2 into a DM pair.

In Fig. 7, we show the variation of $\text{BR}(h_2 \rightarrow \chi\chi)$ in the plane $(v/v_s, m_\chi)$ for two choices of $\sin\theta$. As Eq. 2.21 suggests, the branching ratio increases with smaller $\sin\theta$ and v_s . The upper left corner in both figures is excluded by the invisible decay of the 125 GeV Higgs boson, while the low values of v/v_s in the right panel are ruled out by the h_2 searches. We see that large values of $\text{BR}_{\text{inv}}(h_2)$ close to one are consistent with the LHC constraints.

In Fig. 8, we show the variation of the expected statistical significance of the VBF signal at 13 TeV with an integrated luminosity of 3 ab^{-1} in the $(v/v_s, m_\chi)$ plane. The production cross-section of h_1 is much larger than that of h_2 , whereas its coupling to DM is much smaller. The balance between the h_1 and h_2 contributions to the event rate depends on the parameter choice. Let us consider a few benchmark points (BP).

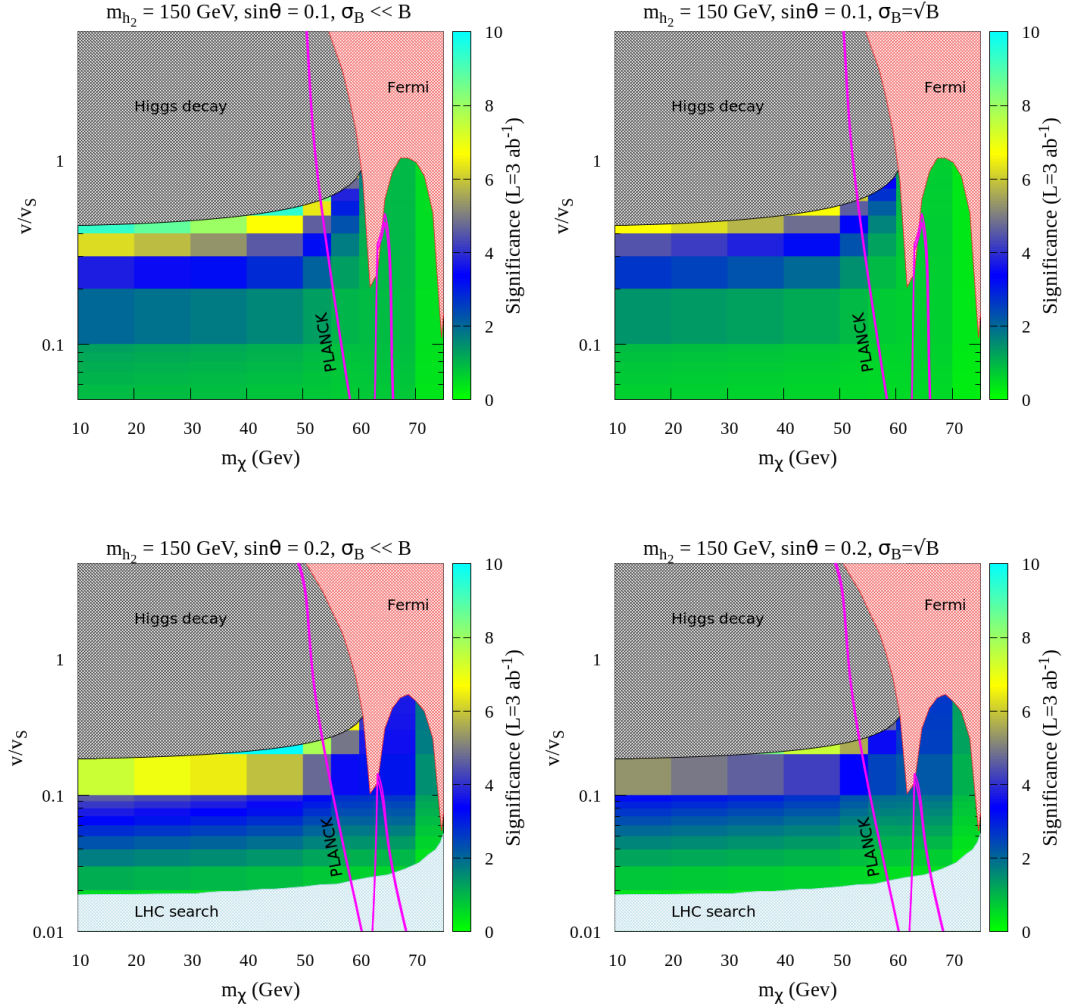


FIG. 8. Significance reach for the VBF channel with missing energy at $L = 3 \text{ ab}^{-1}$ and $m_{h_2} = 150$ GeV. The shaded regions are excluded by the LHC and Fermi observations, while the purple band is preferred by PLANCK assuming thermal DM production. The left and right panels assume different background uncertainties: $\sigma_B = 0$ and \sqrt{B} , respectively.

- **BP1** ($\sin\theta = 0.2$, $v/v_s = 0.05$, $m_\chi \simeq 50$ GeV). The total signal cross-section at this point amounts to 0.26 fb with $\text{BR}(h_1 \rightarrow \chi\chi) \simeq 2.9 \times 10^{-3}$ and $\text{BR}(h_2 \rightarrow \chi\chi) \simeq 0.54$. This leads to the final state dominated by the h_2

decay contribution accounting for 90% of the signal events.

- **BP2** ($\sin\theta = 0.2$, $v/v_s = 0.2$, $m_\chi \simeq 50$ GeV). The total signal cross-section is 0.93 fb with $\text{BR}(h_1 \rightarrow \chi\chi) \simeq 0.045$ and $\text{BR}(h_2 \rightarrow \chi\chi) \simeq 0.96$. Here we have almost equal contributions from h_1 and h_2 : the on-shell decay of h_2 accounts for 51% of the signal events. Note that the smallness of the h_2 production cross-section is duly compensated by its large invisible decay branching ratio and slightly better cut efficiency.

Fig. 8 shows that there are good prospects for light ($m_\chi < 60$ GeV) DM detection as long as the background uncertainty does not substantially exceed \sqrt{B} . The signal significance can reach 5 and higher for $v/v_s > 0.1$. The thermal WIMP band can only be probed in the vicinity of the resonance, i.e. for DM masses close to $m_{h_1}/2$.

We find that since the off-shell $h_{1,2}$ contributions to the cross-section are small, there is no hope of probing the DM mass beyond $m_{h_2}/2$.

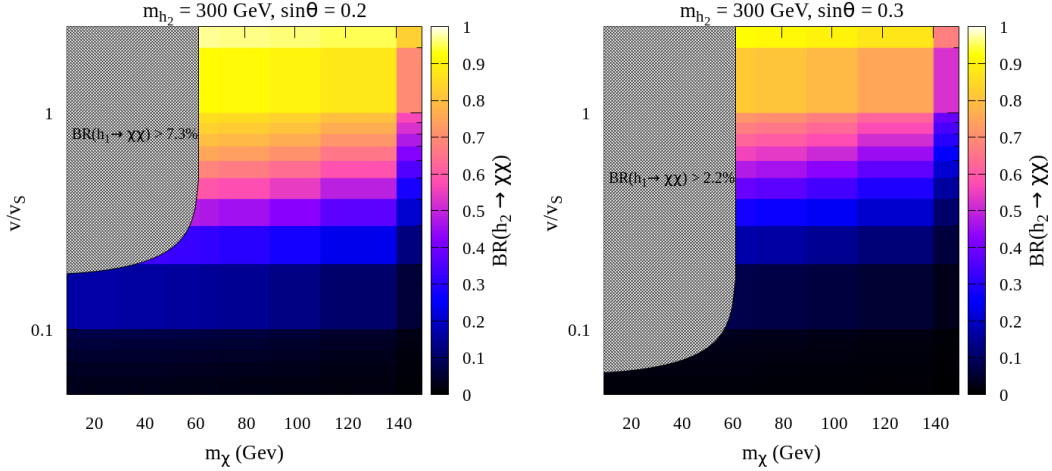


FIG. 9. $\text{BR}(h_2 \rightarrow \chi\chi)$ and the LHC constraints for $m_{h_2}=300$ GeV.

b. $m_{h_2} = 300$ GeV

Unlike in the previous case, now h_2 can decay on-shell into WW , ZZ and $h_1 h_1$ final states, with the branching ratio for the gauge boson modes being the largest. As a result, one has to lower $\sin\theta$ and/or increase v/v_s in order to obtain a large enough $\text{BR}(h_2 \rightarrow \chi\chi)$. However, a small $\sin\theta \sim 0.1$ also suppresses the h_2 production cross-section, while a large v/v_s would be in conflict with unitarity. Thus, we focus on the mid-range values $\sin\theta = 0.2, 0.3$. In Fig. 9, we show the resulting $\text{BR}(h_2 \rightarrow \chi\chi)$ distribution.

Fig. 10 displays the variation of expected statistical significance of the VBF signal at the 13 TeV LHC with an integrated luminosity of 3 ab^{-1} . The cut efficiency improves compared to the previous case, while the cross section and $\text{BR}(h_2 \rightarrow \chi\chi)$ reduce. The net result is that the expected significance drops, with the maximal value being 4 to 5 at $v/v_s \sim 1$.

Let us consider the benchmark points with the same m_χ and $\sin\theta$ as in BP1 and BP2 in order to assess the quantitative changes.

- **BP3** ($\sin\theta = 0.2$, $v/v_s = 0.05$, $m_\chi \simeq 50$ GeV). The total signal cross-section is 0.04 fb with $\text{BR}(h_1 \rightarrow \chi\chi) \simeq 2.9 \times 10^{-3}$ and $\text{BR}(h_2 \rightarrow \chi\chi) \simeq 0.02$. About 35% of the signal events arise from the on-shell decay of h_2 .
- **BP4** ($\sin\theta = 0.2$, $v/v_s = 0.2$, $m_\chi \simeq 50$ GeV). The total signal cross-section is 0.57 fb with $\text{BR}(h_1 \rightarrow \chi\chi) \simeq 0.05$ and $\text{BR}(h_2 \rightarrow \chi\chi) \simeq 0.24$. The on-shell decay of h_2 accounts for 31% of the signal events.

Evidently, the signal rate is weaker for a heavier h_2 . On the other hand, one can probe somewhat heavier DM up to about 120 GeV and in certain (rather limited) regions the signal significance reaches the discovery threshold. As before, the thermal WIMP can only be probed in the vicinity of the resonance, i.e. for $m_\chi \sim m_{h_1}/2$.

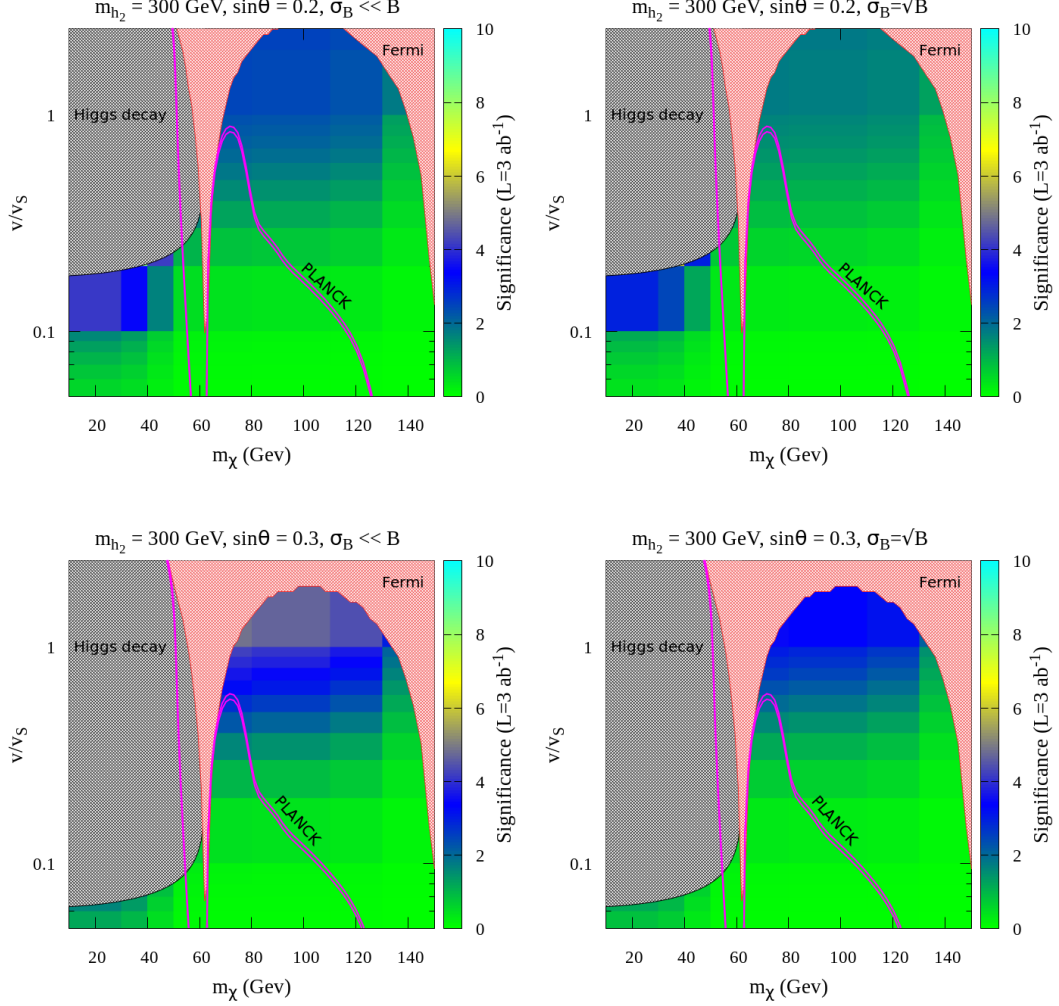


FIG. 10. Significance reach for the VBF channel with missing energy at $L = 3 \text{ ab}^{-1}$ and $m_{h_2}=300 \text{ GeV}$. The shaded regions are excluded by the LHC and Fermi observations, while the purple band is preferred by PLANCK assuming thermal DM production. The left and right panels assume different background uncertainties: $\sigma_B = 0$ and \sqrt{B} , respectively.

Let us close this section with a note. The CMS Collaboration has recently published its projected reach for the invisible decay of the 125 GeV Higgs at high luminosity LHC. The 95% CL upper bound on BR_{inv} assuming SM-like production of the Higgs boson is expected to be 3.8% with 3 ab^{-1} integrated luminosity at 14 TeV [63]. They have optimized the sensitivity using the cuts $E_T > 190 \text{ GeV}$ and $|m_{jj}| > 2500 \text{ GeV}$ for this analysis. We have checked that these cuts coupled with the ones in Table I improve the significance factor in our scenario only slightly.

IV. SUMMARY AND CONCLUSIONS

We have studied the dark matter discovery prospects in the Higgs portal framework with pseudo-Goldstone DM. The model is particularly attractive due to its simplicity and elegant cancellation of the direct detection amplitude, which allows for a wide range of DM masses consistent with XENON1T. We have focused on the VBF production of the Higgs-like scalars which decay into DM pairs, thereby producing the “missing E_T ” signature. Taking into account the current LHC bounds along with the indirect DM detection constraint from Fermi, we find that relatively light, $m_\chi \lesssim 100 \text{ GeV}$, dark matter can be probed in this channel with the signal significance at $L = 3 \text{ ab}^{-1}$ reaching the discovery threshold in certain regions of parameter space.

The model predicts the existence of a heavier Higgs-like boson h_2 with suppressed couplings. This would provide

a complementary test of the model, although its detection is hindered by the strong mixing angle suppression and a large invisible decay width. It is noteworthy that h_2 couples to dark matter much stronger than the SM-like Higgs h_1 does, hence its invisible decay can be very efficient even though the invisible decay of h_1 is severely constrained.

In this scenario, dark matter can be light quite naturally since its mass is provided by a symmetry breaking term. The direct detection constraints are very weak, so the lower bound of the order of a few GeV is only set by the B -meson decays. Although we focus on the DM mass range above 10 GeV, essentially all of our results apply to lower masses as well.

V. ACKNOWLEDGEMENTS

O.L. acknowledges support from the Academy of Finland project “The Higgs boson and the Cosmos”. KH, NK and SM acknowledge H2020-MSCA-RICE-2014 grant no. 645722 (NonMinimal Higgs). T.T. is partially supported by the Grant-in-Aid for Scientific Research on Innovative Areas from the MEXT (PI: Koji Tsumura, Grant No.18H05543).

-
- [1] E. Aprile *et al.* (XENON), (2018), arXiv:1805.12562 [astro-ph.CO].
 - [2] X. Cui *et al.* (PandaX-II), Phys. Rev. Lett. **119**, 181302 (2017), arXiv:1708.06917 [astro-ph.CO].
 - [3] C. Gross, O. Lebedev, and T. Toma, Phys. Rev. Lett. **119**, 191801 (2017), arXiv:1708.02253 [hep-ph].
 - [4] M. Ibe, Y. Nakayama, H. Murayama, and T. T. Yanagida, JHEP **04**, 087 (2009), arXiv:0902.2914 [hep-ph].
 - [5] M. Frigerio, T. Hambye, and E. Masso, Phys. Rev. **X1**, 021026 (2011), arXiv:1107.4564 [hep-ph].
 - [6] M. Frigerio, A. Pomarol, F. Riva, and A. Urbano, JHEP **07**, 015 (2012), arXiv:1204.2808 [hep-ph].
 - [7] J. Jaeckel, Phys. Lett. **B732**, 1 (2014), arXiv:1311.0880 [hep-ph].
 - [8] T. Alanne, H. Gertov, F. Sannino, and K. Tuominen, Phys. Rev. **D91**, 095021 (2015), arXiv:1411.6132 [hep-ph].
 - [9] Y. Mambrini and T. Toma, Eur. Phys. J. **C75**, 570 (2015), arXiv:1506.02032 [hep-ph].
 - [10] A. Carmona and M. Chala, JHEP **06**, 105 (2015), arXiv:1504.00332 [hep-ph].
 - [11] D. Barducci, A. Bharucha, N. Desai, M. Frigerio, B. Fuks, A. Goudelis, S. Kulkarni, G. Polesello, and D. Sengupta, JHEP **01**, 078 (2017), arXiv:1609.07490 [hep-ph].
 - [12] G. Ballesteros, A. Carmona, and M. Chala, Eur. Phys. J. **C77**, 468 (2017), arXiv:1704.07388 [hep-ph].
 - [13] R. Balkin, M. Ruhdorfer, E. Salvioni, and A. Weiler, JHEP **11**, 094 (2017), arXiv:1707.07685 [hep-ph].
 - [14] R. Balkin, M. Ruhdorfer, E. Salvioni, and A. Weiler, (2018), arXiv:1809.09106 [hep-ph].
 - [15] A. Djouadi, O. Lebedev, Y. Mambrini, and J. Quevillon, Phys. Lett. **B709**, 65 (2012), arXiv:1112.3299 [hep-ph].
 - [16] J. McDonald, Phys. Rev. **D50**, 3637 (1994), arXiv:hep-ph/0702143 [HEP-PH].
 - [17] V. Barger, P. Langacker, M. McCaskey, M. Ramsey-Musolf, and G. Shaughnessy, Phys. Rev. **D79**, 015018 (2009), arXiv:0811.0393 [hep-ph].
 - [18] E. Gabrielli, M. Heikinheimo, K. Kannike, A. Racioppi, M. Raidal, and C. Spethmann, Phys. Rev. **D89**, 015017 (2014), arXiv:1309.6632 [hep-ph].
 - [19] M. Gonderinger, H. Lim, and M. J. Ramsey-Musolf, Phys. Rev. **D86**, 043511 (2012), arXiv:1202.1316 [hep-ph].
 - [20] B. Grzadkowski and D. Huang, JHEP **08**, 135 (2018), arXiv:1807.06987 [hep-ph].
 - [21] D. Azevedo, M. Duch, B. Grzadkowski, D. Huang, M. Iglicki, and R. Santos, (2018), arXiv:1810.06105 [hep-ph].
 - [22] K. Ishiwata and T. Toma, (2018), arXiv:1810.08139 [hep-ph].
 - [23] G. Aad *et al.* (ATLAS, CMS), JHEP **08**, 045 (2016), arXiv:1606.02266 [hep-ex].
 - [24] A. M. Sirunyan *et al.* (CMS), (2018), arXiv:1809.10733 [hep-ex].
 - [25] A. Falkowski, C. Gross, and O. Lebedev, JHEP **05**, 057 (2015), arXiv:1502.01361 [hep-ph].
 - [26] G. Belanger, F. Boudjema, A. Pukhov, and A. Semenov, Comput. Phys. Commun. **185**, 960 (2014), arXiv:1305.0237 [hep-ph].
 - [27] C.-Y. Chen, S. Dawson, and I. M. Lewis, Phys. Rev. **D91**, 035015 (2015), arXiv:1410.5488 [hep-ph].
 - [28] M. Ackermann *et al.* (Fermi-LAT), Phys. Rev. Lett. **115**, 231301 (2015), arXiv:1503.02641 [astro-ph.HE].
 - [29] A. Albert *et al.* (Fermi-LAT, DES), Astrophys. J. **834**, 110 (2017), arXiv:1611.03184 [astro-ph.HE].
 - [30] *Combined measurements of Higgs boson production and decay using up to 80 fb⁻¹ of proton-proton collision data at $\sqrt{s} = 13$ TeV collected with the ATLAS experiment*, Tech. Rep. ATLAS-CONF-2018-031 (CERN, Geneva, 2018).
 - [31] J. F. Navarro, C. S. Frenk, and S. D. M. White, Astrophys. J. **490**, 493 (1997), arXiv:astro-ph/9611107 [astro-ph].
 - [32] P. A. R. Ade *et al.* (Planck), Astron. Astrophys. **594**, A13 (2016), arXiv:1502.01589 [astro-ph.CO].
 - [33] M. Aaboud *et al.* (ATLAS), Phys. Lett. **B775**, 105 (2017), arXiv:1707.04147 [hep-ex].
 - [34] A. M. Sirunyan *et al.* (CMS), Submitted to: Phys. Rev. (2018), arXiv:1809.00327 [hep-ex].
 - [35] M. Aaboud *et al.* (ATLAS), Eur. Phys. J. **C78**, 24 (2018), arXiv:1710.01123 [hep-ex].
 - [36] M. Aaboud *et al.* (ATLAS), Phys. Rev. **D98**, 052008 (2018), arXiv:1808.02380 [hep-ex].
 - [37] M. Aaboud *et al.* (ATLAS), Eur. Phys. J. **C78**, 293 (2018), arXiv:1712.06386 [hep-ex].
 - [38] A. M. Sirunyan *et al.* (CMS), JHEP **06**, 127 (2018), arXiv:1804.01939 [hep-ex].
 - [39] M. Aaboud *et al.* (ATLAS), JHEP **01**, 030 (2019), arXiv:1804.06174 [hep-ex].

- [40] M. Aaboud *et al.* (ATLAS), (2018), arXiv:1807.04873 [hep-ex].
- [41] A. M. Sirunyan *et al.* (CMS), (2018), arXiv:1806.00408 [hep-ex].
- [42] A. M. Sirunyan *et al.* (CMS), JHEP **08**, 152 (2018), arXiv:1806.03548 [hep-ex].
- [43] M. Aaboud *et al.* (ATLAS), (2018), arXiv:1809.06682 [hep-ex].
- [44] J. S. Kim, O. Lebedev, and D. Schmeier, JHEP **11**, 128 (2015), arXiv:1507.08673 [hep-ph].
- [45] A. M. Sirunyan *et al.* (CMS), Submitted to: Phys. Lett. (2018), arXiv:1809.05937 [hep-ex].
- [46] S. Chatrchyan *et al.* (CMS), JINST **8**, P04013 (2013), arXiv:1211.4462 [hep-ex].
- [47] A. M. Sirunyan *et al.* (CMS), JINST **13**, P05011 (2018), arXiv:1712.07158 [physics.ins-det].
- [48] J. Alwall, M. Herquet, F. Maltoni, O. Mattelaer, and T. Stelzer, JHEP **06**, 128 (2011), arXiv:1106.0522 [hep-ph].
- [49] J. Alwall, R. Frederix, S. Frixione, V. Hirschi, F. Maltoni, O. Mattelaer, H. S. Shao, T. Stelzer, P. Torrielli, and M. Zaro, JHEP **07**, 079 (2014), arXiv:1405.0301 [hep-ph].
- [50] N. D. Christensen and C. Duhr, Comput. Phys. Commun. **180**, 1614 (2009), arXiv:0806.4194 [hep-ph].
- [51] A. Alloul, N. D. Christensen, C. Degrande, C. Duhr, and B. Fuks, Comput. Phys. Commun. **185**, 2250 (2014), arXiv:1310.1921 [hep-ph].
- [52] C. Degrande, C. Duhr, B. Fuks, D. Grellscheid, O. Mattelaer, and T. Reiter, Comput. Phys. Commun. **183**, 1201 (2012), arXiv:1108.2040 [hep-ph].
- [53] R. D. Ball *et al.*, Nucl. Phys. **B867**, 244 (2013), arXiv:1207.1303 [hep-ph].
- [54] R. D. Ball *et al.* (NNPDF), JHEP **04**, 040 (2015), arXiv:1410.8849 [hep-ph].
- [55] T. Sjöstrand, S. Ask, J. R. Christiansen, R. Corke, N. Desai, P. Ilten, S. Mrenna, S. Prestel, C. O. Rasmussen, and P. Z. Skands, Comput. Phys. Commun. **191**, 159 (2015), arXiv:1410.3012 [hep-ph].
- [56] M. Cacciari, G. P. Salam, and G. Soyez, JHEP **04**, 063 (2008), arXiv:0802.1189 [hep-ph].
- [57] M. Cacciari, G. P. Salam, and G. Soyez, Eur. Phys. J. **C72**, 1896 (2012), arXiv:1111.6097 [hep-ph].
- [58] J. de Favereau, C. Delaere, P. Demin, A. Giammanco, V. Lemaître, A. Mertens, and M. Selvaggi (DELPHES 3), JHEP **02**, 057 (2014), arXiv:1307.6346 [hep-ex].
- [59] M. Selvaggi, *Proceedings, 15th International Workshop on Advanced Computing and Analysis Techniques in Physics Research (ACAT 2013)*, J. Phys. Conf. Ser. **523**, 012033 (2014).
- [60] A. Mertens, *Proceedings, 16th International workshop on Advanced Computing and Analysis Techniques in physics (ACAT 14)*, J. Phys. Conf. Ser. **608**, 012045 (2015).
- [61] M. Drees, H. Dreiner, D. Schmeier, J. Tattersall, and J. S. Kim, Comput. Phys. Commun. **187**, 227 (2015), arXiv:1312.2591 [hep-ph].
- [62] D. Dercks, N. Desai, J. S. Kim, K. Rolbiecki, J. Tattersall, and T. Weber, Comput. Phys. Commun. **221**, 383 (2017), arXiv:1611.09856 [hep-ph].
- [63] *Search for invisible decays of a Higgs boson produced through vector boson fusion at the High-Luminosity LHC*, Tech. Rep. CMS-PAS-FTR-18-016 (CERN, Geneva, 2018).