

Relaxing LHC constraints on the W_R mass

Mariana Frank^{1a}, Özer Özdal^{1b}, and Poulose Poulose^{2c}

¹*Department of Physics, Concordia University, 7141 Sherbrooke St. West, Montreal, Quebec, Canada H4B 1R6, and*

²*Department of Physics, Indian Institute of Technology Guwahati, Assam 781039, India*

(Dated: December 17, 2018)

We study mass bounds of the W_R gauge boson in generic left-right symmetric models. Assuming that the gauge bosons couple universally to quarks and leptons, we allow different gauge couplings $g_R \neq g_L$ and mass mixing, $V_{CKM}^L \neq V_{CKM}^R$ in the left and right sectors. Imposing constraints from collider experiments and K^0 , B_d , B_s physics, we investigate scenarios where W_R is lighter, or heavier than the right handed neutrino ν_R . In these scenarios, W_R mass bounds can be considerably relaxed, while Z_R mass bounds are much more stringent. In the case where $M_{W_R} \leq M_{\nu_R}$, the experimental constraints come from $W_R \rightarrow tb$ and $W_R \rightarrow jj$ channels, while if $M_{W_R} \geq M_{\nu_R}$, the dominant constraints come from $W_R \rightarrow \ell\ell jj$. The observed (expected) limits in the two-dimensional (M_{W_R} , M_{ν_R}) mass plane excluded at 95% confidence level extend to approximately $M_{W_R} = 3.1$ (3.3) TeV in the ee channel and 3.3 (3.4) TeV in the $(\mu\mu)$ channel, for a large range of right-handed neutrino masses up to $M_{\nu_R} = 2.1$ (2.1) TeV in the ee channel and 2.6 (2.5) in the $(\mu\mu)$ channel, representing a significant relaxation of the mass bounds.

I. INTRODUCTION

The discovery of the Higgs boson at the LHC, while providing the missing ingredient of the Standard Model (SM), has intensified the search for physics beyond it. Though there is a marked lack of non-standard signals at colliders, the existence of neutrino masses is a definite sign of beyond the SM. Using only left-handed neutrinos and the standard Higgs doublet representation of the SM, massive neutrinos appear only from higher dimension operators acting at the Planck scale. While by no means the only solution, left-right symmetric models (LRSMs) [1–3] provide a natural explanation for neutrino masses without resorting to higher scales. Based on the $SU(2)_L \otimes SU(2)_R \otimes U(1)_{B-L}$, these models restore parity symmetry, which is conserved at high energy, and spontaneously broken at some energy scale connected to the $SU(2)_R$ breaking scale [4]. That is, LRSMs provide a renormalizable framework where left- and right-handed fields are treated the same way: they are doublets under $SU(2)$. Small neutrino masses are induced by heavy (and most often, Majorana) right-handed neutrinos through the phenomena known as the seesaw mechanism [5, 6]. Within the framework described here both Type I and Type II seesaw mechanisms can be naturally imbedded in the model.

In addition, LRSMs gauge the anomaly-free $B - L$ (B - baryon, L - lepton, number) symmetry, and replace the physically meaningless hypercharge Y by the $B - L$ quantum number in the definition of charge

$$Q = T_{3L} + T_{3R} + \frac{B - L}{2},$$

with T_3 the third component of isospin. In some LRSMs, CP-violating phases are connected with the right-handed quark system, and the smallness of the CP violation in the quark sector is related to the suppression of the $V + A$ currents and the large right-handed gauge boson mass [7, 8]. These models also provide a solution to the strong CP violation problem. In LRSMs, the strong CP parameter $\Theta \rightarrow -\Theta$ under parity, and thus $\Theta = 0$ at tree level, with small non-zero contributions arising at two loop level only [9]. The LRSMs are constrained at low energies by flavor-violating mixing and decays, by CP observables, and, more recently, by increasingly restrictive collider limits on new particle (additional gauge or Higgs bosons) masses.

In making any specific predictions, there are several sources of uncertainty in the model. One comes from the precise nature of the additional Higgs bosons needed to break the symmetry to the SM one. Higgs triplets are favored by the seesaw mechanisms, and yield Majorana neutrinos. Alternatively, additional left- and right-handed doublet Higgs representations yield Dirac neutrino masses. Another source of uncertainty comes from the right-handed quark mixing matrix, similar to that of the left-handed quark Cabibbo-Kobayashi-Maskawa (CKM) mixing. Two scenarios of left-right models have been most often considered: manifest and pseudo-manifest left-right symmetry. Manifest left-right symmetry, assumes no spontaneous CP violation, *i.e.* all Higgs vacuum expectation values (VEVs) are real. The quark mass matrices are Hermitian, and the left- and right-handed quark mixings become identical, up to a sign

^a Email: mariana.frank@concordia.ca

^b Email: ozer.ozdal@concordia.ca

^c Email: poulose@iitg.ac.in

uncertainty of the elements from negative quark masses [10, 11]. Pseudo-manifest left-right symmetry assumes that the CP violation comes entirely from spontaneous symmetry breaking of the vacuum and all Yukawa couplings are real [12, 13]. The quark mass matrices are complex and symmetric, and the right-handed quark mixing is related to the complex conjugate of the CKM matrix multiplied by additional CP phases. However, studies of the left-right symmetric model with more general structures, where no *a priori* assumptions on masses and mixing in the right sector are made, also exist in the literature [14–16].

Another source of uncertainty comes from the gauge coupling constant in the right-handed sector. It is commonly assumed that left-right symmetry imposes $g_L = g_R$. If breaking of $SU(2)_R \otimes U(1)_{B-L}$ occurs at a high scale, at that scale $g_L = g_R$, but below that, the couplings g_L and g_R could evolve differently, and would be different at low energy scales.

Bounds on extra particle masses depend strongly on the above assumptions, in particular on the size of the right-handed gauge coupling and/or the right-handed CKM matrix elements, and none more so than the charged gauge boson W_R . This boson is interesting for several reasons. First, regardless of the other details of the spectrum of left-right models, discovery of a charged gauge boson will be an indication of the presence of an additional $SU(2)$ symmetry group, and if testing its decay products would indicate that it is right-handed, this will be an unambiguous signal for left-right symmetry¹. Second, the LHC has significantly improved searches for W_R bosons, and the limits on their masses are becoming more stringent. A previous work considered implications for the single W_R production, $pp \rightarrow W_R t$ at the LHC, showing that significant signals above the background are possible, if we relax equality between gauge couplings and of CKM matrices in left and right sectors [16].

Extensive analyses performed indicate problems with both manifest and pseudo-manifest scenarios [17]. In the manifest LRSM, there are more minimization conditions than the number of VEVs, thus the model suffers from a fine-tuning problem. In the pseudo-manifest LRSM, the decoupling limit yields either a model with light left-handed triplet Higgs, (already excluded by the ρ parameter), or a two Higgs doublet model (excluded due to large tree level flavor-changing neutral currents). It seems that a better way to proceed would be to keep the parameter space of the model as general as possible, but impose all constraints from collider searches and from flavor and CP bounds from low-energy phenomenology.

In light of recent experimental measurements and interpretations restricting W_R and Z_R boson masses, we reconsider the scenarios assumed in the analyses, and recast the results using an unrestricted LRSM. For example, considering the CMS analysis, the effect of $g_R < g_L$ can reduce the production cross section, thus bringing down the lower limit obtained on M_{W_R} . This analysis is timely, as more precise analyses are expected to emerge from the Run II at the LHC in the next year or so.

We first discuss the relevant parameters of the model and their relations to the masses and couplings of the states involved, and then look for suitable parameter choices that can make an impact on the search channel, at the same time ensuring that all constraints, including those from the flavour sector are satisfied. We also demonstrate that in suitably chosen parameter space regions, it is possible to have other decay channels open up, resulting in a reduction of the branching ratio to the collider signal channel.

Our work is organized as follows: In Section II, we briefly describe the left-right symmetric model with an emphasis on the gauge sector. After we summarize the experimental mass bounds on W_R , ν_R and doubly charged Higgs bosons in Section III, we explain the model implementation and the experimental constraints employed in our analysis in Section IV. We analyze two separate cases, $M_{W_R} < M_{\nu_R}$, $M_{W_R} > M_{\nu_R}$, and then present our results on $W_R - \nu_R$ mass exclusion limits in Section V. Finally we summarize and conclude in Section VI.

II. THE LEFT-RIGHT SYMMETRIC MODEL

The framework of the model is based on the gauge group $SU(3)_c \otimes SU(2)_L \otimes SU(2)_R \otimes U(1)_{B-L}$. We extend the Standard Model gauge symmetry, first by introducing the $SU(2)_R$ symmetry, then by gauging the $B - L$ quantum number. Both left- and right-handed fermions are doublets under the extended $SU(3)_c \otimes SU(2)_L \otimes SU(2)_R \otimes U(1)_{B-L}$ gauge group. The quantum numbers of the particles under $SU(2)_L \otimes SU(2)_R \otimes U(1)_{B-L}$ are:

$$L_{Li} = \begin{pmatrix} \nu_L \\ \ell_L \end{pmatrix}_i \sim (\mathbf{2}, \mathbf{1}, -\mathbf{1}), \quad L_{Ri} = \begin{pmatrix} \nu_R \\ \ell_R \end{pmatrix}_i \sim (\mathbf{1}, \mathbf{2}, -\mathbf{1}), \quad \text{for the leptons, and} \quad (2.1)$$

$$Q_{Li} = \begin{pmatrix} u_L \\ d_L \end{pmatrix}_i \sim (\mathbf{2}, \mathbf{1}, \mathbf{1/3}), \quad Q_{Ri} = \begin{pmatrix} u_R \\ d_R \end{pmatrix}_i \sim (\mathbf{1}, \mathbf{2}, \mathbf{1/3}), \quad \text{for the quarks,} \quad (2.2)$$

¹ Unlike the discovery of a Z' which can indicate the presence of any variety of additional $U(1)'$ groups.

where $i = 1, 2, 3$ are generation indices. The subscripts L and R are associated with the projection operators $P_{L,R} = \frac{1}{2}(1 \mp \gamma_5)$. The electroweak symmetry is broken by the bi-doublet Higgs field

$$\Phi \equiv \begin{pmatrix} \phi_1^0 & \phi_2^+ \\ \phi_1^- & \phi_2^0 \end{pmatrix} \sim (\mathbf{2}, \mathbf{2}, \mathbf{0}). \quad (2.3)$$

In addition, to break the $SU(2)_R \otimes U(1)_{B-L}$ gauge symmetry and to provide Majorana mass terms for neutrinos (the right-handed neutrino is automatically included in the right-handed lepton doublet), we introduce the Higgs triplets

$$\Delta_L \equiv \begin{pmatrix} \delta_L^+/\sqrt{2} & \delta_L^{++} \\ \delta_L^0 & -\delta_L^+/\sqrt{2} \end{pmatrix} \sim (\mathbf{3}, \mathbf{1}, \mathbf{2}), \quad \Delta_R \equiv \begin{pmatrix} \delta_R^+/\sqrt{2} & \delta_R^{++} \\ \delta_R^0 & -\delta_R^+/\sqrt{2} \end{pmatrix} \sim (\mathbf{1}, \mathbf{3}, \mathbf{2}). \quad (2.4)$$

While only Δ_R is needed for symmetry breaking, Δ_L is included to preserve left-right symmetry. After symmetry breaking, the most general vacuum is

$$\langle \Phi \rangle = \begin{pmatrix} \kappa_1/\sqrt{2} & 0 \\ 0 & \kappa_2 e^{i\alpha}/\sqrt{2} \end{pmatrix}, \quad \langle \Delta_L \rangle = \begin{pmatrix} 0 & 0 \\ v_L e^{i\theta_L}/\sqrt{2} & 0 \end{pmatrix}, \quad \langle \Delta_R \rangle = \begin{pmatrix} 0 & 0 \\ v_R/\sqrt{2} & 0 \end{pmatrix}. \quad (2.5)$$

We define the ratio $\tan \beta = \frac{\kappa_1}{\kappa_2}$. The Lagrangian density for this model contains kinetic, Yukawa terms and potential terms:

$$\mathcal{L}_{\text{LRSM}} = \mathcal{L}_{\text{kin}} + \mathcal{L}_Y - V(\Phi, \Delta_L, \Delta_R). \quad (2.6)$$

The kinetic term is

$$\begin{aligned} L_{\text{kin}} = & i \sum \bar{\psi} \gamma^\mu D_\mu \psi = \bar{L}_L \gamma^\mu \left(i \partial_\mu + g_L \frac{\vec{\tau}}{2} \cdot \vec{W}_{L\mu} - \frac{g_{B-L}}{2} B_\mu \right) L_L + \bar{L}_R \gamma^\mu \left(i \partial_\mu + g_R \frac{\vec{\tau}}{2} \cdot \vec{W}_{R\mu} - \frac{g_{B-L}}{2} B_\mu \right) L_R \\ & + \bar{Q}_L \gamma^\mu \left(i \partial_\mu + g_L \frac{\vec{\tau}}{2} \cdot \vec{W}_{L\mu} + \frac{g_{B-L}}{6} B_\mu \right) Q_L + \bar{Q}_R \gamma^\mu \left(i \partial_\mu + g_R \frac{\vec{\tau}}{2} \cdot \vec{W}_{R\mu} + \frac{g_{B-L}}{6} B_\mu \right) Q_R, \end{aligned} \quad (2.7)$$

where we introduce the gauge fields, $\vec{W}_{L,R}$ and B corresponding to $SU(2)_{L,R}$ and $U(1)_{B-L}$. The next term in the Eq. 2.6 is the Yukawa interaction for quarks and leptons

$$\begin{aligned} \mathcal{L}_Y = & - \left[Y_{L_L} \bar{L}_L \Phi L_R + \tilde{Y}_{L_R} \bar{L}_R \Phi L_L + Y_{Q_L} \bar{Q}_L \tilde{\Phi} Q_R + \tilde{Y}_{Q_R} \bar{Q}_R \tilde{\Phi} Q_L + h_L^{ij} \bar{L}_{L_i}^c i \tau_2 \Delta_L L_{L_j} \right. \\ & \left. + h_R^{ij} \bar{L}_{R_i}^c i \tau_2 \Delta_R L_{R_j} + \text{h.c.} \right], \end{aligned} \quad (2.8)$$

where for leptons $Y_{L,R}$, $\tilde{Y}_{L,R}$ and for quarks $Y_{Q,L,R}$, $\tilde{Y}_{Q,L,R}$ are 3×3 diagonal complex matrices, h_L^{ij} and h_R^{ij} are 3×3 complex symmetric Yukawa matrices and $\tilde{\Phi} = \tau_2 \Phi^* \tau_2$. Finally, the last term in the Lagrangian in Eq. 2.6 is the scalar potential for the bidoublet Φ and triplet $\Delta_{L,R}$ Higgs fields, and is given by

$$\begin{aligned} V(\phi, \Delta_L, \Delta_R) = & -\mu_1^2 (\text{Tr} [\Phi^\dagger \Phi]) - \mu_2^2 \left(\text{Tr} [\tilde{\Phi} \Phi^\dagger] + \left(\text{Tr} [\tilde{\Phi}^\dagger \Phi] \right) \right) - \mu_3^2 \left(\text{Tr} [\Delta_L \Delta_L^\dagger] + \text{Tr} [\Delta_R \Delta_R^\dagger] \right) \\ & + \lambda_1 \left(\left(\text{Tr} [\Phi \Phi^\dagger] \right)^2 \right) + \lambda_2 \left(\left(\text{Tr} [\tilde{\Phi} \Phi^\dagger] \right)^2 + \left(\text{Tr} [\tilde{\Phi}^\dagger \Phi] \right)^2 \right) + \lambda_3 \left(\text{Tr} [\tilde{\Phi} \Phi^\dagger] \text{Tr} [\tilde{\Phi}^\dagger \Phi] \right) \\ & + \lambda_4 \left(\text{Tr} [\Phi \Phi^\dagger] \left(\text{Tr} [\tilde{\Phi} \Phi^\dagger] + \text{Tr} [\tilde{\Phi}^\dagger \Phi] \right) \right) + \rho_1 \left(\left(\text{Tr} [\Delta_L \Delta_L^\dagger] \right)^2 + \left(\text{Tr} [\Delta_R \Delta_R^\dagger] \right)^2 \right) \\ & + \rho_2 \left(\text{Tr} [\Delta_L \Delta_L] \text{Tr} [\Delta_L^\dagger \Delta_L^\dagger] + \text{Tr} [\Delta_R \Delta_R] \text{Tr} [\Delta_R^\dagger \Delta_R^\dagger] \right) + \rho_3 \left(\text{Tr} [\Delta_L \Delta_L^\dagger] \text{Tr} [\Delta_R \Delta_R^\dagger] \right) \\ & + \rho_4 \left(\text{Tr} [\Delta_L \Delta_L] \text{Tr} [\Delta_R^\dagger \Delta_R^\dagger] + \text{Tr} [\Delta_L^\dagger \Delta_L^\dagger] \text{Tr} [\Delta_R \Delta_R] \right) + \alpha_1 \text{Tr} [\Phi \Phi^\dagger] \left(\text{Tr} [\Delta_L \Delta_L^\dagger] + \text{Tr} [\Delta_R \Delta_R^\dagger] \right) \\ & + \alpha_2 \left(\text{Tr} [\Phi \tilde{\Phi}^\dagger] \text{Tr} [\Delta_R \Delta_R^\dagger] + \text{Tr} [\Phi^\dagger \tilde{\Phi}] \text{Tr} [\Delta_L \Delta_L^\dagger] \right) + \alpha_2^* \left(\text{Tr} [\Phi^\dagger \tilde{\Phi}] \text{Tr} [\Delta_R \Delta_R^\dagger] + \text{Tr} [\tilde{\Phi}^\dagger \Phi] \text{Tr} [\Delta_L \Delta_L^\dagger] \right) \\ & + \alpha_3 \left(\text{Tr} [\Phi \Phi^\dagger \Delta_L \Delta_L^\dagger] + \text{Tr} [\Phi^\dagger \Phi \Delta_R \Delta_R^\dagger] \right) + \beta_1 \left(\text{Tr} [\Phi \Delta_R \Phi^\dagger \Delta_L^\dagger] + \text{Tr} [\Phi^\dagger \Delta_L \Phi \Delta_R^\dagger] \right) \\ & + \beta_2 \left(\text{Tr} [\tilde{\Phi} \Delta_R \Phi^\dagger \Delta_L^\dagger] + \text{Tr} [\tilde{\Phi}^\dagger \Delta_L \Phi \Delta_R^\dagger] \right) + \beta_3 \left(\text{Tr} [\Phi \Delta_R \tilde{\Phi}^\dagger \Delta_L^\dagger] + \text{Tr} [\Phi^\dagger \Delta_L \tilde{\Phi} \Delta_R^\dagger] \right), \end{aligned} \quad (2.9)$$

where we include the complex parameters explicitly.

The $SU(2)_R$, $SU(2)_L$ and $U(1)_{B-L}$ gauge couplings in Eq. 2.7 are denoted by g_R , g_L and g_{B-L} . For the LRSM model to break down to the SM, the hierarchy of the vacuum expectation values (VEVs) must be, $v_R \gg (\kappa_1, \kappa_2) \gg v_L$, and $\sqrt{\kappa_1^2 + \kappa_2^2} = v = 246$ GeV. Here the presence of non-zero VEV of Δ_R , v_R breaks the $SU(2)_R \otimes U(1)_{B-L}$ to $U(1)_Y$, while the presence of bi-doublet VEVs κ_1 and κ_2 break the electroweak symmetry, at the same time inducing a VEV for Δ_L denoted by v_L . The third component of the $SU(2)_R$ gauge boson and the gauge boson corresponding to $U(1)_{B-L}$ mix to give the mass eigenstate Z_R and the gauge boson corresponding to the $U(1)_Y$, B^μ . Denoting the mixing angle as ϕ ,

$$\begin{pmatrix} Z_R^\mu \\ B^\mu \end{pmatrix} = \begin{pmatrix} \cos \phi & -\sin \phi \\ \sin \phi & \cos \phi \end{pmatrix} \begin{pmatrix} W_R^{3\mu} \\ V^\mu \end{pmatrix} \quad (2.10)$$

Denoting the weak mixing angle as θ_W , the three neutral gauge bosons further mix to give the mass eigenstates Z_L^μ , Z_R^μ and the photon, A^μ :

$$\begin{pmatrix} Z_L^\mu \\ B^\mu \\ Z_R^\mu \end{pmatrix} = \begin{pmatrix} \cos \theta_W & -\sin \theta_W \sin \phi & -\sin \theta_W \cos \phi \\ \sin \theta_W & \cos \theta_W \sin \phi & \cos \theta_W \cos \phi \\ 0 & \cos \phi & -\sin \phi \end{pmatrix} \begin{pmatrix} W_L^{3\mu} \\ W_R^{3\mu} \\ V^\mu \end{pmatrix} \quad (2.11)$$

yielding

$$M_A = 0$$

$$M_{Z_{1,2}}^2 = \frac{1}{4} \left[[g_L^2 v^2 + 2v_R^2(g_R^2 + g_{B-L}^2)] \mp \sqrt{[g_L^2 v^2 + 2v_R^2(g_R^2 + g_{B-L}^2)]^2 - 4g_L^2(g_R^2 + 2g_{B-L}^2)v^2 v_R^2} \right]. \quad (2.12)$$

In the charged sector, the left and right gauge bosons mix to give the mass eigenstates, W_1 and W_2 ;

$$\begin{pmatrix} W_1 \\ W_2 \end{pmatrix} = \begin{pmatrix} \cos \xi & -\sin \xi \\ \sin \xi & \cos \xi \end{pmatrix} \begin{pmatrix} W_L \\ W_R \end{pmatrix}, \quad (2.13)$$

where the mixing angle ξ and the mass eigenvalues are given by

$$\tan 2\xi = \frac{4g_R g_L \kappa_1 \kappa_2}{2g_R^2 v_R^2 + (g_R^2 - g_L^2)v^2} \approx \frac{2g_L \kappa_1 \kappa_2}{g_R v_R^2} \quad (2.14)$$

$$M_{W_1}^2 = \frac{1}{4} [g_L^2 v^2 \cos^2 \xi + g_R^2 (2v_R^2 + v^2) \sin^2 \xi - 2g_R g_L \kappa_1 \kappa_2 \cos \xi \sin \xi]$$

$$M_{W_2}^2 = \frac{1}{4} [g_L^2 v^2 \sin^2 \xi + g_R^2 (2v_R^2 + v^2) \cos^2 \xi + 2g_R g_L \kappa_1 \kappa_2 \cos \xi \sin \xi]. \quad (2.15)$$

In the limit of $(\kappa_1, \kappa_2) \ll v_R$ and $g_R \sim g_L$ we have $\sin \xi \approx \frac{\kappa_1 \kappa_2}{v_R^2}$, $\sin^2 \xi \approx 0$, $\cos \xi \approx 1$, leading to

$$M_{W_1}^2 = \frac{1}{4} g_L^2 v^2, \quad M_{W_2}^2 = \frac{1}{4} \left[2g_R^2 v_R^2 + g_R^2 v^2 + 2g_R g_L \frac{\kappa_1^2 \kappa_2^2}{v_R^2} \right]. \quad (2.16)$$

The $SU(2)_R$ breaking scale v_R , and mixing angle ξ are restricted from low energy observables, such as $K_L - K_S$, ϵ_K , $B^0 - \bar{B}^0$ mixings and $b \rightarrow s\gamma$ processes, which constrain the right scale through the charged right handed W_R boson mass as well as the triplet Higgs masses. Taking into account the smallness of the mixing angle ξ , in what follows we shall refer to W_1 as W_L and W_2 as W_R , as to be able to compare with experimental results and nomenclature².

III. MASS BOUNDS ON RIGHT-HANDED GAUGE, HIGGS BOSONS, AND NEUTRINOS FROM COLLIDERS

The choice of the parameter space of the model would affect masses in the right-handed sector, and thus below, we summarize collider limits imposed on these.

² Note however that they both contain a non-zero left and right $SU(2)$ gauge component.

III.1. Right-handed charged gauge boson

The W_R boson can decay into jets and, if the $SU(2)_R$ gauge coupling equals the $SU(2)_L$ one ($g_L = g_R$), limits on sequential W' bosons can be reinterpreted straightforwardly. ATLAS and CMS have obtained bounds of 3.6 TeV [18] and 3.3 TeV [19], on such a sequential extra gauge boson, respectively. LHC has analyzed possible signatures of the additional gauge bosons in LRSM, which for the charged gauge boson translate into three main search channels, (i) $W_R \rightarrow t\bar{b}$ [20, 21], (ii) $W_R \rightarrow 2j$ [18] and (iii) $W_R \rightarrow \ell\nu_R \rightarrow \ell\ell W_R^* \rightarrow 2\ell 2j$ [22], the third one being relevant only in the kinematic regions with $M_{\nu_R} < M_{W_R}$. The Majorana nature of the right-handed neutrino allows for probing both the same-sign and opposite-sign dilepton channels [23]. Both ATLAS and CMS, in their latest analyses with 37 fb^{-1} and 35.9 fb^{-1} luminosities, respectively, at $\sqrt{s} = 13 \text{ TeV}$, have provided stringent limits on M_{W_R} , in the 3.5-4.4 TeV region. CMS [24] considered both scenarios of (i) $M_{\nu_R} \geq M_{W_R}$ and (ii) $M_{\nu_R} < M_{W_R}$, where in the second case, in addition to the hadronic decay, W_R can decay to $\nu_R \ell$. The branching fraction of $W_R \rightarrow t\bar{b}$ is quoted as (0.32 - 0.33) in the first scenario and (0.24 - 0.25) in the second scenario, for a W_R mass range of 500 GeV to 5 TeV, where the 1% difference is due the phase space effects coming from the top quark mass (as compared to the vanishing light quark mass). The ATLAS analysis [25] also considered both scenarios. However, they searched for W_R gauge bosons in final states with two charged leptons and two jets. Both CMS and ATLAS assumed strict LR symmetry setting $g_R = g_L$ and $V_{CKM}^L = V_{CKM}^R$ in their analyses.

III.2. Doubly-charged Higgs bosons

Mass bounds on the doubly-charged Higgs bosons must satisfy consistency with the various LHC limits. The restrictions on the mass of the left-handed doubly charged Higgs boson δ_L^{++} are considerably weakened as these can decay into both same sign lepton pairs and same sign W_L pairs. The latter decay mode is not available to the right-handed doubly-charged Higgs boson δ_R^{++} , so the restrictions coming from the doubly-charged Higgs bosons decaying into two same-sign leptons, which are very strong, apply. The exception is the case in which the doubly-charged Higgs boson decays into a di-tau final-state [26, 27]. Without any significant excess of events, the LHC analyses mentioned presently provide stringent constraints from direct searches, which require the masses of the doubly charged scalars to be above $\sim 600 \text{ GeV}$ ($\sim 500 \text{ GeV}$ for decays into di-taus only).

Not all constraints coming from (first and second family) dilepton decays can be evaded, as the right-handed triplet Higgs field are needed to generate masses for the right-handed neutrinos. In our scenario, W_R production and decays are not affected by the doubly-charged triplet Higgs bosons, and thus the latter can be heavy, $\mathcal{O}(v_R)$.

III.3. Right-handed neutrinos

Generic searches for right-handed neutrinos were performed at LEP [28], leading to bounds on right-handed Majorana neutrino masses of at most 90.7 GeV. In our model the right-handed neutrino mass matrix reads

$$M_{\nu_R}^{ij} = h_R^{ij} v_R, \quad (3.1)$$

where h_R^{ij} also dictates the different doubly-charged Higgs branching ratios. If we enforce that the $SU(2)_R$ doubly-charged Higgs boson decays mainly into taus, the right-handed tau neutrino turns out to be significantly heavier than the others. The mass of right-handed neutrinos are determined by the choices of v_R and h_R and can be chosen to be either $M_{\nu_R} \geq M_{W_R}$ or $M_{\nu_R} \leq M_{W_R}$, for the two scenarios that we investigate. We now proceed to analyze the parameter space of the model, and subject it to constraints from phenomenology.

IV. MODEL IMPLEMENTATION AND CONSTRAINTS

In most analyses, W_R bosons are expected to be heavy. However all of the analyses assume that the model is manifestly left-right symmetric, that is, the coupling constants are the same for the left and right gauge sectors, $g_L = g_R$ and that the quark mass mixing in the right-handed sector V_{CKM}^R is either diagonal, or equal to the one in the left-handed sector (the Cabibbo-Kobayashi-Maskawa matrix, V_{CKM}^L). This does not have to be the case, and analyses of a more general model, the so-called asymmetric left-right model exist [14, 16].

We take this general approach here. We calculate the production cross section and decays of the W_R bosons in the LRSM with $g_L \neq g_R$ and allowing for general entries in the mixing matrix for the right-handed quarks, V_{CKM}^R ,

Observable	Constraints	Ref.	Observable	Constraints	Ref.
ΔB_s	[10.2-26.4]	[29]	ΔB_d	[0.294-0.762]	[29]
ΔM_K	$< 5.00 \times 10^{-15}$	[30]	$\frac{\Delta M_K}{\Delta M_K^{SM}}$	[0.7-1.3]	[30]
ϵ_K	$< 3.00 \times 10^{-3}$	[30]	$\frac{\epsilon_K}{\epsilon_K^{SM}}$	[0.7-1.3]	[30]
$BR(B^0 \rightarrow X_s \gamma)$	$[2.99, 3.87] \times 10^{-4}$	[31]	$\frac{BR(B^0 \rightarrow X_s \gamma)}{BR(B^0 \rightarrow X_s \gamma)_{SM}}$	[0.7-1.3]	[31]
M_h	[124, 126] GeV	[32]	$M_{H_{1,2}^{\pm\pm}}$	> 535 GeV	[33, 34]
$M_{H_{4,A2}, H_2^{\pm}}$	$> 4.75 \times M_{W_R}$	[35]			-

TABLE I. Current experimental bounds imposed for consistent solutions.

parametrized as the left-handed matrix, but allowing the elements to vary independently:

$$V_{CKM}^R = \begin{bmatrix} c_{12}^R c_{13}^R & s_{12}^R c_{13}^R & s_{13}^R e^{i\delta_R} \\ -s_{12}^R c_{23}^R - c_{12}^R s_{23}^R s_{13}^R e^{i\delta_R} & c_{12}^R c_{23}^R - s_{12}^R s_{23}^R s_{13}^R e^{i\delta_R} & s_{23}^R c_{13}^R \\ s_{12}^R s_{23}^R - c_{12}^R c_{23}^R s_{13}^R e^{i\delta_R} & -c_{12}^R c_{23}^R - s_{12}^R c_{23}^R s_{13}^R e^{i\delta_R} & c_{23}^R c_{13}^R \end{bmatrix} \quad (4.1)$$

We then proceed as follows.

- We first choose one value for M_{W_R} . Then we vary the parameters c_{12}^R , c_{13}^R and c_{23}^R in the range $[-1, 1]$. The phase δ_R is set to zero (as we are not concerned with CP violation), and we impose matrix unitary condition. For each set of the randomly chosen V_{CKM}^R parameters as above, we impose the theoretical and experimental constraints including the mass bounds and flavor constraints from K and B mesons, as listed in Table I. This ensures, for instance, that the non-SM neutral bidoublet Higgs boson is very heavy (> 10 TeV), as required to suppress flavor-violating effects.
- For each value of M_{W_R} we obtain many solutions for V_{CKM}^R consistent with all bounds. Of these solutions, we choose the one yielding the smallest branching ratio for $W_R \rightarrow t\bar{b}$ ³.
- Noting that the flavor bounds are very sensitive to these elements, we fit them carefully for each solution. The V_{CKM}^R elements thus obtained are restricted to a viable ranges of values. We distinguish between two possibilities: one when the W_R mass is lighter than that of the right-handed neutrinos ν_R , and the case where the right-handed neutrino is lighter. In the second case, the right-handed gauge boson can decay also into $\nu_R \ell$, modifying its branching ratio to top and bottom quarks. For the case of $M_{\nu_R} < M_{W_R}$, these ranges of elements in the right-handed CKM matrix are

$$V_{CKM}^R = \begin{bmatrix} [3.63 \times 10^{-3} - 0.736] & [0.650 - 0.999] & [3.18 \times 10^{-2} - 0.754] \\ [0.671 - 0.999] & [1.93 \times 10^{-3} - 0.550] & [2.24 \times 10^{-2} - 0.501] \\ [2.05 \times 10^{-4} - 0.439] & [3.01 \times 10^{-2} - 0.619] & [0.781 - 0.996] \end{bmatrix}, \quad (4.2)$$

while in case of $M_{\nu_R} > M_{W_R}$ the ranges of elements in the right-handed CKM matrix are:

$$V_{CKM}^R = \begin{bmatrix} [1.28 \times 10^{-3} - 9.91 \times 10^{-2}] & [0.858 - 0.996] & [5.25 \times 10^{-2} - 0.504] \\ [0.805 - 0.997] & [8.68 \times 10^{-5} - 5.22 \times 10^{-2}] & [4.16 \times 10^{-4} - 0.585] \\ [9.30 \times 10^{-3} - 0.589] & [2.62 \times 10^{-2} - 0.511] & [0.807 - 0.998] \end{bmatrix}. \quad (4.3)$$

- When $M_{\nu_R} > M_{W_R}$, solutions emerge allowing for low values of $BR(W_R \rightarrow t\bar{b})$, which vary from about 23.3% for high M_{W_R} , to about 29% for low M_{W_R} , while when $M_{\nu_R} < M_{W_R}$, this ratio changes from 15.7% for high M_{W_R} , to about 24.7% for low M_{W_R} .

³ We have also tried to minimize $BR(W_R \rightarrow jj)$ but found that this choice yields a more restrictive lower mass bound for W_R .

Parameter	Scanned range	Parameter	Scanned range
v_R	[2.2, 20] TeV	$\text{diag}(h_R^{ij})$	[0.001, 1]
$V_{\text{CKM}}^R: c_{12}^R, c_{13}^R, c_{23}^R$	[-1, 1]		

TABLE II. Scanned parameter space.

For this analysis, a version of an LRSM model produced with SARAH 4.13.0 [36–38] was implemented in SPHENO 4.0.3 package [39, 40]. We use HIGGSBOUNDS [41] and HIGGSSIGNALS [42] to test out the signal strengths of the SM-like Higgs state and check the consistency of the Higgs sector for each solution. The relevant cross sections were calculated by MG5_AMC@NLO v2.6.3.2 [43, 44] using the NNPDF2.3 [45] parton distribution function (PDF) set. In order to get cross sections at the next-to-leading order (NLO) accuracy, a version of an LRSM model was produced with FEYNRULES [46]. An UFO [47] file obtained from FEYNRULES is implemented in MG5_AMC@NLO [48] and then used for the numerical evaluation of the hard-scattering matrix elements. We use PYSLHA 3.2.2 package [49] for manipulating SUSY Les Houches Accord (SLHA) files during the numerical analysis performed in this work.

We performed random scans over the parameter space, as illustrated in Table II, and imposed the mass bounds on all the particles, as well as other constraints as given in Table I. In scanning the parameter space, we used the interface which employs the Metropolis-Hasting algorithm. In what follows, we shall distinguish between two cases, Scenario I, $M_{\nu_R} > M_{W_R}$, and Scenario II, $M_{\nu_R} < M_{W_R}$.

V. M_{W_R} MASS BOUNDS: THE ANALYSIS

In a general left-right model, the masses of the Z_R and W_R gauge bosons are related, but the mass ratios depend sensitively on the values of the coupling constants g_R and g_{B-L} . While the mass of W_R is proportional to g_R , the mass of the Z_R boson is proportional to $\sqrt{g_R^2 + g_{B-L}^2}$. Breaking the symmetry to $U(1)_{\text{em}}$ imposes that couplings constants are related through

$$\frac{1}{e^2} = \frac{1}{g_L^2} + \frac{1}{g_R^2} + \frac{1}{g_{B-L}^2}, \quad (5.1)$$

and therefore decreasing g_R results in increasing g_{B-L} . Note also that these couplings are related, through $SU(2)_R \otimes U(1)_{B-L} \rightarrow U(1)_Y$ symmetry breaking to the coupling of the hypercharge group, g_Y , through

$$\frac{1}{g_Y^2} = \frac{1}{g_R^2} + \frac{1}{g_{B-L}^2}. \quad (5.2)$$

This means that, setting $\sin \phi = \frac{g_{B-L}}{\sqrt{g_R^2 + g_{B-L}^2}}$, and with the usual definition of $\sin \theta_W = \frac{g_Y}{\sqrt{g_L^2 + g_Y^2}}$, we obtain

$$\tan \theta_W = \frac{g_R \sin \phi}{g_L} \leq \frac{g_R}{g_L}, \quad (5.3)$$

showing clearly that we cannot lower g_R below its minimum value, $g_L \tan \theta_W$. Lowering g_R will decrease the production cross section for W_R , while having no effect on its branching ratios. We analyze the case where $g_R = g_L$, as well as when $g_L \neq g_R = 0.37$, its allowed minimal value.

In the top left panel of Fig. 1 we plot the relationship between the two gauge boson masses, W_R and Z_R , for the two cases ($g_R = g_L$ and $g_L \neq g_R = 0.37$). As seen from the figure, the Z_R mass is much closer to W_R mass when $g_R = g_L$, and in that case the Z_R mass bounds (especially coming from production, followed by decays into dileptons) may have an effect on the W_R mass bounds. While for $g_L \neq g_R = 0.37$, Z_R is expected to be much heavier than W_R , making the latter more likely to be much lighter and more likely to be the first observed.

V.1. Scenario I: $M_{\nu_R} > M_{W_R}$

We now proceed to investigate the case where the right handed neutrino is heavier than W_R , (so the on-shell decay $W_R \rightarrow \nu_R \ell$ is disallowed) and where the possible decay channels for W_R are:

$$W_R \rightarrow jj(q\bar{q}'), W_R \rightarrow W_L h, W_R \rightarrow W_L Z \text{ and } W_R \rightarrow W_L hh,$$

all the other Higgs states being very heavy. Of these, the three-body decay $W_L hh$ is very weak with $\frac{\Gamma(W_R \rightarrow W_L h)}{\Gamma(W_R \rightarrow W_L hh)} \sim 1/v$, while the decay $W_R \rightarrow W_L h$ depends on $\tan \beta$. Most analyses assume $\tan \beta$ to be very small (~ 0.01), yielding $BR(W_R \rightarrow W_L h)$ to be negligible. Perturbativity bounds alone require $\tan \beta < 0.8$, however the mass of the SM-like Higgs boson h also depends on $\tan \beta$, and values of $\tan \beta > 0.6$ result in the instability of the h mass. To keep our analysis general, we investigated the production and decays of the W_R mass for two cases: small $\tan \beta = 0.01$, and large $\tan \beta = 0.5$. In addition, we allow for two values of g_R , viz. $g_R = g_L$, and $g_L \neq g_R = 0.37$, as well as vary matrix elements of V_{CKM}^R to show how the results are affected. The resulting plots for $\sigma(pp \rightarrow W_R) \times BR(W_R \rightarrow t\bar{b})$ are given in the top right plane of Fig. 1, where we compare our four different cases (different colour-coded, as indicated in the panel insertion) with the CMS result [24] using collision data collected at $\sqrt{s} = 13$ TeV with $\mathcal{L} = 35.9 \text{ fb}^{-1}$. We show the observed and expected limit curves for the combined electron and muon final states. For $g_L = g_R$, $V_{\text{CKM}}^L = V_{\text{CKM}}^R$ and $\tan \beta = 0.01$, we note that the branching ratio W_R into $t\bar{b}$ ranges from 32% to 33%, as W_R decays into $q\bar{q}'$ pairs democratically. We confirm the CMS result [24] and exclude W_R boson mass up to 3.6 TeV. For the case where $g_R \neq g_L$ and $V_{\text{CKM}}^L = V_{\text{CKM}}^R$, represented by the blue line, we set $g_R \simeq 0.37$ and $\tan \beta = 0.01$. The W_R production cross section decreases due to relatively small g_R , and the exclusion limit for W_R masses can be reduced to 2.7 TeV in that scenario. Increasing $\tan \beta$ to 0.5 and $g_R \simeq 0.37$, enhances the branching ratios of $W_R \rightarrow W_L h$ to about $\sim 1.95\%$ and the branching ratio of $W_R \rightarrow W_L Z_L$ to about $\sim 2.0\%$. In this case, the branching ratio of $W_R \rightarrow t\bar{b}$ is reduced slightly, to 31.0% - 31.8%, as shown by the pink line. As can be read from the plot, this reduces the W_R mass limits only slightly, to 2675 GeV. However, when we allow $V_{\text{CKM}}^L \neq V_{\text{CKM}}^R$, $\tan \beta = 0.5$ and $g_R \simeq 0.37$, this maximizes decays of W_R into other final states, and the branching ratio of $W_R \rightarrow t\bar{b}$ is reduced substantially: from about 20% for high M_{W_R} (4 TeV) to about 29% for low M_{W_R} (1.5 TeV). The orange line in the top right plane of Fig. 1 represents our result for this scenario, and the exclusion limit is reduced to 2360 GeV with respect to observed limit, whereas it can be estimated at 1940 GeV based on the expected limit.

In the left bottom panel of Fig. 1 we plot the cross section of $pp \rightarrow W_R \rightarrow jj$ vs W_R mass, and compare it to the ATLAS result [18] at $\sqrt{s} = 13$ TeV for $\mathcal{L} = 37 \text{ fb}^{-1}$. (For comparison, we included their acceptance factor A). The red curve represents the exclusion limit for W_R mass when the gauge couplings $g_L = g_R$, and $\tan \beta = 0.01$. The branching fraction of $W_R \rightarrow jj$ varies slightly with mass. We keep the same color coding for curves as in the previous panel. The mass restrictions are comparable, but slightly weaker than those for the $W_R \rightarrow t\bar{b}$ decay, ranging from $M_{W_R} \geq 3625$ GeV when $g_L = g_R$, $\tan \beta = 0.01$ and $V_{\text{CKM}}^R = V_{\text{CKM}}^L$, to $M_{W_R} \geq 2.0$ TeV when $g_R = 0.37$, $\tan \beta = 0.5$ and $V_{\text{CKM}}^R \neq V_{\text{CKM}}^L$. Neither results are particularly sensitive to values of $\tan \beta$, but depend on choices for g_R and V_{CKM}^R .

The right bottom plane of Fig. 1 represents comparison with the CMS result [50] which searches for decay $W_R \rightarrow W_L Z$ in the $\nu\nu q\bar{q}'$ final state using the pp collision data collected at $\sqrt{s} = 13$ TeV at $\mathcal{L} = 35.9 \text{ fb}^{-1}$. Since the branching ratio of $W_R \rightarrow W_L Z$ is negligible ($< 10^{-4}$) for small $\tan \beta$ values, we show our result in this channel only for large $\tan \beta$ values (i.e. $\tan \beta = 0.5$), when the branching ratio of $W_R \rightarrow W_L Z$ is at about 2 %. As seen from the graph, our curves are always below the experimental curves and thus W_R masses cannot be excluded using the $W_R \rightarrow W_L Z \rightarrow q\bar{q}' \nu\nu$ channel.

V.2. Scenario II: $M_{\nu_R} < M_{W_R}$

The case where the W_R is heavier than the right-handed neutrino opens the possibility of $W_R \rightarrow \nu_R \ell$, followed by decay of $\nu_R \rightarrow \ell W_R^* \rightarrow \ell jj$ giving rise to an ℓjj signature. The Majorana nature of the right-handed neutrino allows for probing both the same-sign and opposite-sign dilepton channels [23]. Both the ATLAS [25] and CMS [22] collaborations have looked for such a W_R signal, excluding W_R masses up to about 4.7 TeV for right-handed (muon or electron) neutrino masses up to 3.1 TeV [22]. For lower right-handed neutrino masses (below 200 GeV), the bound is less restrictive than the one originating from dijet searches. For the tau channel, it is even much weaker, with M_{W_R} constrained to be only smaller than 2.9 TeV [51].

In Fig. 3, we plot our results and compare it with the current experimental results. Throughout our analysis we assign one right-handed neutrino mass to be half of the mass of W_R , for comparison with the experimental analysis. (The results obtained though are typical for large gaps between ν_R , W_R masses.) The top left plane of Fig. 3 shows the exclusion based on $W_R \rightarrow t\bar{b}$ channel. The red line shows the result for $g_L = g_R$, $\tan \beta = 0.01$ and $V_{\text{CKM}}^L = V_{\text{CKM}}^R$. In addition to the decays into hadrons, W_R also decays into $\nu_R \ell$, about 5.8% for each lepton flavor. We note that the

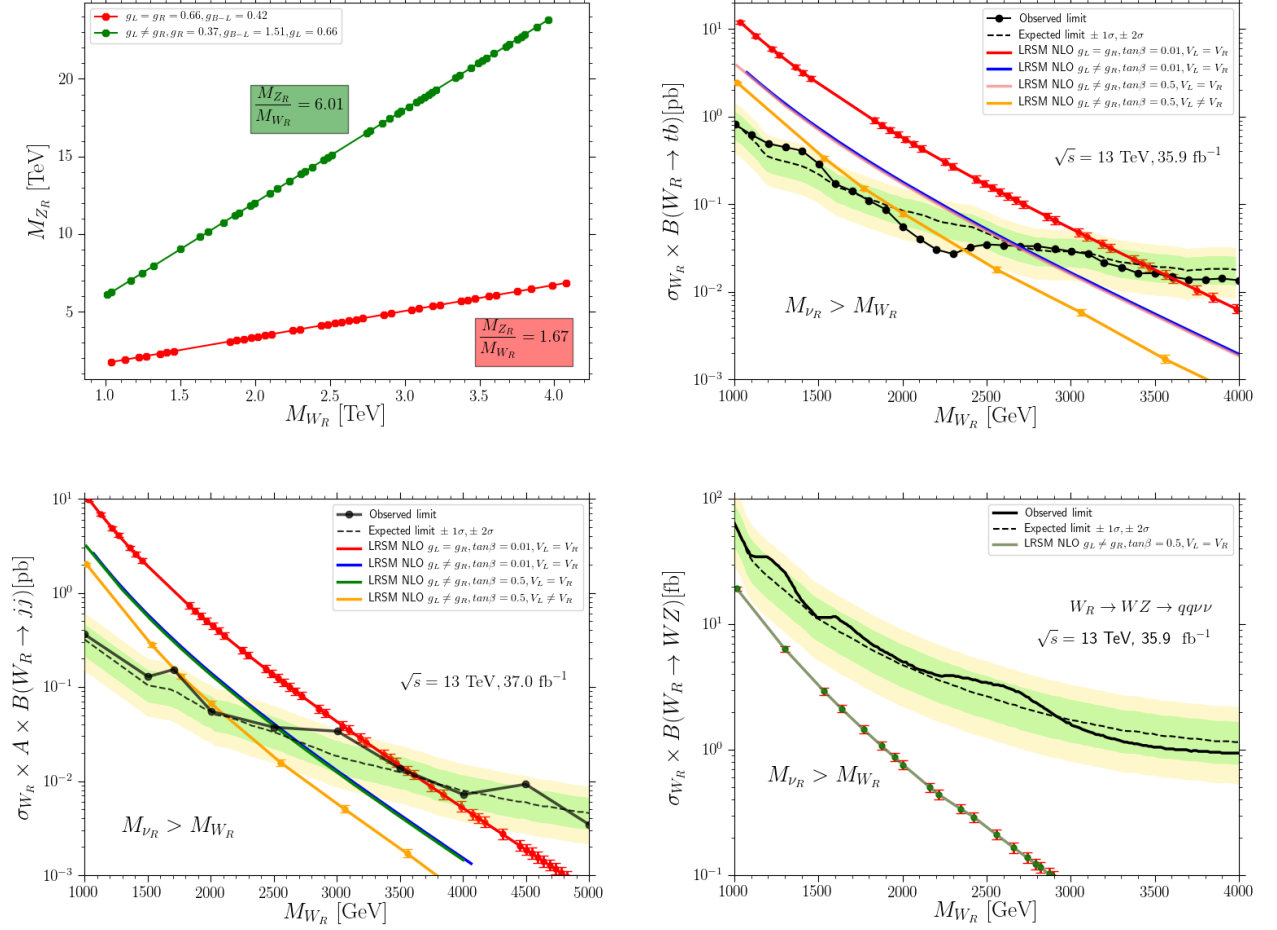


FIG. 1. (Top left): The comparison of W_R and Z_R masses for $g_L = g_R$ and $g_L \neq g_R = 0.36$; (top right) The cross section of $W_R \rightarrow tb$ vs W_R mass for different values of $\tan\beta$ and g_R ; (bottom left) The cross section of $W_R \rightarrow jj$ vs W_R mass, for different values of $\tan\beta$ and g_R , compared to ATLAS data [18]; (bottom right) The cross section of $W_R \rightarrow W_L Z$ vs W_R mass, where the experimental data shown for comparison is from CMS [50]. The last three plots are for the case when $M_{\nu_R} > M_{W_R}$.

branching ratio of W_R into $t\bar{b}$ ranges from 26.5% to 27.3%. We confirmed the CMS result [24] and find out that the observed (expected) 95% confidence level (CL) lower limit for W_R mass bounds is 3450 (3320) GeV. We also study the effect of $g_R \neq g_L$ by setting $g_R \simeq 0.37$ and $\tan\beta = 0.01$. In this scenario the leptonic decay rates ($W_R \rightarrow \nu_R \ell$) increase to about 6.7% for each lepton flavor, and the branching ratio of $W_R \rightarrow t\bar{b}$ ranges from 25.7% to 26.5%. The estimated observed (expected) bound on W_R masses is 2575 (2375) GeV at 95% CL, as seen from the blue line. In order to see the effect of large $\tan\beta$ and $g_R \neq g_L$, we set $g_R \simeq 0.37$ and $\tan\beta = 0.5$. In addition to W_R decays into $t\bar{b}$, $q\bar{q}'$ and $\nu_R \ell$, the decays of $W_R \rightarrow hW_L$ and $W_R \rightarrow W_L Z$ are non-negligible, with each one at about 2% BR. Therefore, the branching ratio of W_R into $t\bar{b}$ is reduced slightly further, and now ranges between 24.8% and 25.6%. The green line shows our result, and the estimated observed (expected) limit at 95% CL is 2565 (2350) GeV. Finally, setting $g_R \simeq 0.37$, $\tan\beta = 0.5$, and varying the matrix elements of V_{CKM}^R , the branching ratio of $W_R \rightarrow t\bar{b}$ varies from about 15.7% for high M_{W_R} (4 TeV), to about 24.7% for low M_{W_R} (1.5 TeV). The pink line shows our result, and the estimated observed (expected) limit at 95% CL is 2320 (1850) GeV.

The top right plane of Fig. 3 shows the W_R mass exclusion based on $W_R \rightarrow jj$ channel. The estimated exclusion limits vary from 3.5 TeV for the scenario where $g_L = g_R$, $\tan\beta = 0.01$ and $V_{\text{CKM}}^L = V_{\text{CKM}}^R$, to 2.0 TeV for the scenario which we set $g_L \neq g_R = 0.37$, $\tan\beta = 0.5$ and $V_{\text{CKM}}^L \neq V_{\text{CKM}}^R$ as can be read in detail from Table IV.

In addition to $W_R \rightarrow t\bar{b}$ and $W_R \rightarrow jj$ channels, the most stringent bounds come from the channel in which the W_R boson decays to a first or second generation charged lepton and a heavy neutrino of the same lepton flavor. Both ATLAS [25] and CMS [22] assume that the heavy neutrino further decays to another charged lepton of the same flavor and a virtual W_R^* with a 100% rate. The virtual W_R^* then decays into two light quarks, producing the decay chain

$$W_R \rightarrow \ell \nu_R \rightarrow \ell \ell W_R^* \rightarrow \ell \ell q q', \quad \ell = e \text{ or } \mu. \quad (5.4)$$

However, this is true only for small $\tan \beta$ values, where the corresponding mixing angle ξ between the two charged gauge bosons is extremely small. In the large $\tan \beta$ case, the mixing between W_L and W_R , although small enough to satisfy flavor and CP bounds, becomes important, inducing a W_L contribution to the above channel, producing the decay chain

$$W_R \rightarrow \ell \nu_R \rightarrow \ell \ell W_L \rightarrow \ell \ell q q', \quad \ell = e \text{ or } \mu. \quad (5.5)$$

This can be traced to the interaction of right-handed neutrino field with $W_L^{+\mu} \ell$ [48]:

$$\bar{\nu} W_L^{+\mu} \ell \longrightarrow \frac{i}{\sqrt{2}} \gamma^\mu (g_L P_L K_L \cos \xi - g_R P_R K_R \sin \xi), \text{ in addition to the usual interaction with } W_R \quad (5.6)$$

$$\bar{\nu} W_R^{+\mu} \ell \longrightarrow \frac{i}{\sqrt{2}} \gamma^\mu (g_R P_R K_R \cos \xi - g_L P_L K_L \sin \xi) \quad (5.7)$$

where K_L and K_R are PMNS mixing matrices in the left and right leptonic sectors, defined as

$$K_L = V_L^{\nu\dagger} V_L^\ell, \quad K_R = V_R^{\nu\dagger} V_R^\ell. \quad (5.8)$$

Remember that, while we denote the gauge bosons by $W_{R,L}$, in the presence of mixing, each physical eigenstate is a mixture of the left- and right-handed gauge bosons. For the case of no mixing between charged gauge bosons, W_L is purely left-handed, and consequently, ν_R will not decay to this state. However, the second term in Eq. 5.6 is important as the mixing ξ increases, and M_{ν_R} decreases. Contributions to $\ell \ell j j$ final states through W_R^* and W_L are illustrated in the Fig. 2, where we set $M_{W_R} = 3.5$ TeV both in the left and right plane. The green line shows the branching ratio of $\nu_R \rightarrow \ell q q'$, namely, the contribution to $\ell \ell j j$ final states through virtual W_R^* boson, Eq. 5.7, while the red curve represents the branching ratio of $\nu_R \rightarrow W_L \ell$, namely, the contribution to $\ell \ell j j$ final state through an W_L boson Eq. 5.6. The lower x -axis and the top x -axis represent the mixing angle ξ between the charged gauge bosons and $\tan \beta$, respectively, thus showing the correlation between them. In the left plot, we show this correlation for the case of $g_L = g_R$, while the right plot depicts the same correlation, but for the case $g_L \neq g_R = 0.37$. The plots indicate that, when both $\tan \beta$ and ξ are small, all contributions proceed through a virtual W_R^* boson. As an increase in $\tan \beta$ induces an increase in ξ , the contributions to $\ell \ell j j$ final states receive contributions through both virtual W_R^* and real W_L bosons. When $g_L = g_R$, $\tan \beta = 0.01$ and $M_{W_R} = 3.5$ TeV, approximately 98% of the total contribution to $\ell \ell j j$ final state comes through the virtual W_R^* boson, with W_L boson contribution to about 2%. The mixing between two charged gauge bosons become more important in case of $g_L \neq g_R$. When $g_L \neq g_R = 0.37$, $\tan \beta = 0.5$ and $M_{W_R} = 3.5$ TeV, the contribution to $\ell \ell j j$ final state through W_L boson increases to 30%, meaning that the contribution through a virtual W_R^* boson has been reduced to 70%⁴. Since we increased the ratio of g_L/g_R from 1.0 to 1.79 by setting $g_R \simeq 0.37$, the vacuum expectation value v_R needs to be increased approximately by 1.8 times to obtain the same W_R boson mass as in the $g_L = g_R$ case, the corresponding ξ value decreasing slightly compared to the case where $g_L \neq g_R$. The decrease in g_R and increase in $\tan \beta$ increases the contribution through W_L into $\ell \ell j j$ final state. In case of small ξ , which also corresponds to small $\tan \beta$, the branching ratio of $\nu_R \rightarrow W_L \ell$ is negligible ($< 10^{-4}$). As the mixing ξ between charged gauge bosons increases (concurrently with $\tan \beta$), the second term in Eq. 5.6 starts to give non-negligible contributions, and as a result, the branching ratio of $\nu_R \rightarrow W_L \ell$ becomes larger. In case of $g_R = g_L$ and small $\tan \beta$, the main contribution to $W_R \rightarrow \nu_R \ell$ comes from the first term in Eq. 5.7. Increasing $\tan \beta$ and decreasing g_R slightly reduces the contribution of this term since it is proportional to $g_R \cos \xi$. Therefore, the branching ratio of $W_R \rightarrow \nu_R \ell$ slightly decreases in the case of $g_L \neq g_R$, and the contribution to $\ell \ell j j$ final state is compensated through W_L contributions, slightly more so compared to the $g_L = g_R$ case.

The bottom planes of Fig. 3 show the result of the analysis of the $\ell \ell j j$ final states. The bottom left panel plots the result for decays into $\ell \ell = ee$ channel whereas the bottom right one is for the $\ell \ell = \mu\mu$ channel. For the scenarios where $\tan \beta = 0.01$, the contribution through W_L bosons is suppressed. Therefore, the main contribution to $\ell \ell j j$ final states comes via the virtual W_R^* boson. However, for consistency we sum up the contributions through the virtual W_R^* and real W_L boson, and our graphs for large $\tan \beta$ values in the bottom planes represent the combined contribution. The most stringent bounds occur for $g_L = g_R$, $\tan \beta = 0.01$ and $V_{\text{CKM}}^L = V_{\text{CKM}}^R$. We confirmed in that case the CMS result [22] and find out that the observed (expected) 95 % CL lower limit on W_R masses is 4420 (4420) GeV in the ee channel and 4420 (4500) GeV in the $\mu\mu$ channel.

⁴ The values chosen for $\tan \beta$ and mixing angle ξ satisfy all flavor constraints in Table I.

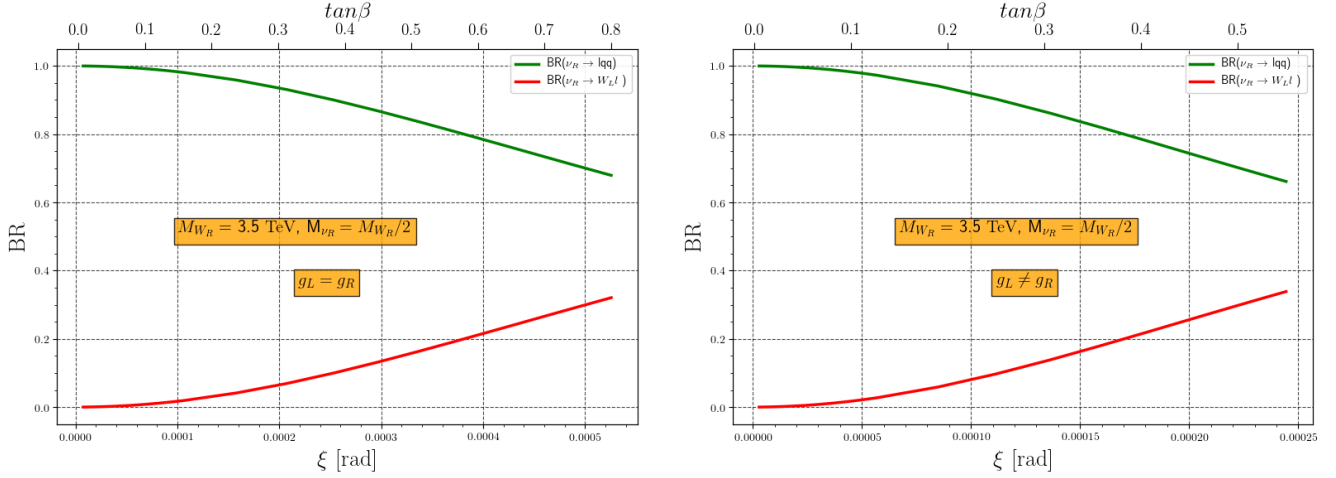


FIG. 2. Branching ratios of $\nu_R \rightarrow lqq'$ and $\nu_R \rightarrow W_L \ell$ versus mixing angle ξ between W_L and W_R (bottom x-axis), changing with $\tan \beta$ (upper x-axis) when $g_L = g_R$ (left) and when $g_L \neq g_R = 0.37$ (right). We set $V_{\text{CKM}}^L = V_{\text{CKM}}^R$ for this analysis.

The observed (expected) limit is reduced to 3800 (3800) GeV in the ee channel and 3800 (3950) GeV in the $\mu\mu$ channel when $g_L \neq g_R$, $\tan \beta = 0.01$ and $V_{\text{CKM}}^L = V_{\text{CKM}}^R$. In the scenarios where $\tan \beta = 0.5$, contributions to $\ell\ell jj$ final states proceed through both virtual W_R^* and W_L bosons. When the W_R mass is about 1 TeV, approximately 90.5% of the combined contribution is obtained through W_L bosons, limiting the virtual W_R^* boson contribution to 9.5%. However, this relation is flipped when W_R mass is about 4 TeV, where 77.5% of the combined contribution to $\ell\ell jj$ final states is obtained through the virtual W_R^* boson, leaving the W_L boson to contribute at 20.6%. In the scenario where we $g_L \neq g_R = 0.37$, $\tan \beta = 0.5$, and $V_{\text{CKM}}^L = V_{\text{CKM}}^R$, we improve the bounds to where the observed (expected) 95% CL lower limit is 3725 (3720) GeV in the ee channel, and 3750 (3900) GeV in the $\mu\mu$ channel. In addition to lowering g_R and increasing $\tan \beta$, we verified the effect of different CKM matrices, allowing $V_{\text{CKM}}^L \neq V_{\text{CKM}}^R$ in our final scenario. The partial contributions through virtual W_R^* and W_L in this scenario are very close to the one where $V_{\text{CKM}}^L = V_{\text{CKM}}^R$ and $g_R \neq g_L$, and $\tan \beta = 0.5$. In this case the results are least constraining and we find that the observed (expected) 95% CL lower limit is 3100 (3300) GeV in the ee channel and 3350 (3400) GeV in the $\mu\mu$ channel.

We now proceed to explore constraints on the W_R and related ν_R masses and compare these to the CMS and ATLAS analyses.

V.3. Correlating W_R and ν_R mass bounds

In Fig. 4, we analyze the correlations in the two dimensional $M_{W_R} - M_{\nu_R}$ mass plane, covering a range of neutrino masses both below and above the W_R boson mass. Contrary to the CMS analysis [22], which assumes that only one heavy neutrino flavor ν_R contributes significantly to the W_R decay width, in our analysis all three heavy right-handed neutrino flavors contribute democratically. The W_R production cross section is calculated for each solution in this 2D plane using MG5_AMC@NLO, and the observed (expected) 95% CL limits obtained from our analysis are applied to explore excluded regions. The expected and observed upper limits on the cross section for different W_R and ν_R mass hypotheses are compared with the latest CMS results [22] @ $\mathcal{L} = 35.9 \text{ fb}^{-1}$ and ATLAS results [25] @ $\mathcal{L} = 36.1 \text{ fb}^{-1}$, as seen in Fig. 4. Note that we generate our results using the CMS [22] data, as this is available. The ATLAS analysis, although more recent and at a slightly higher luminosity, is able to rule out a small subset of parameter points in the $M_{W_R} < M_{\nu_R}$ region. However they do not share their observed (expected) cross section plots publicly. Because of that, when we extrapolate our results for slightly higher luminosity in that region, our cross sections are very small, and we do not obtain any restrictions. Thus, we decided it safer to compare our analysis with the existing data points provided by CMS, while indicating restrictions from both experimental analyses on the plots.

In the $M_{\nu_R} < M_{W_R}$ case, we assume that the contribution comes through the following decay chain:

$$W_R \rightarrow \ell \nu_R \rightarrow \ell \ell W_R^* \rightarrow \ell \ell qq', \quad \ell = e \text{ or } \mu, \quad (5.9)$$

while in the $M_{\nu_R} > M_{W_R}$ case, we assume that the contribution comes through the following decay chain:

$$W_R^* \rightarrow \ell \nu_R \rightarrow \ell \ell W_R \rightarrow \ell \ell qq', \quad \ell = e \text{ or } \mu. \quad (5.10)$$

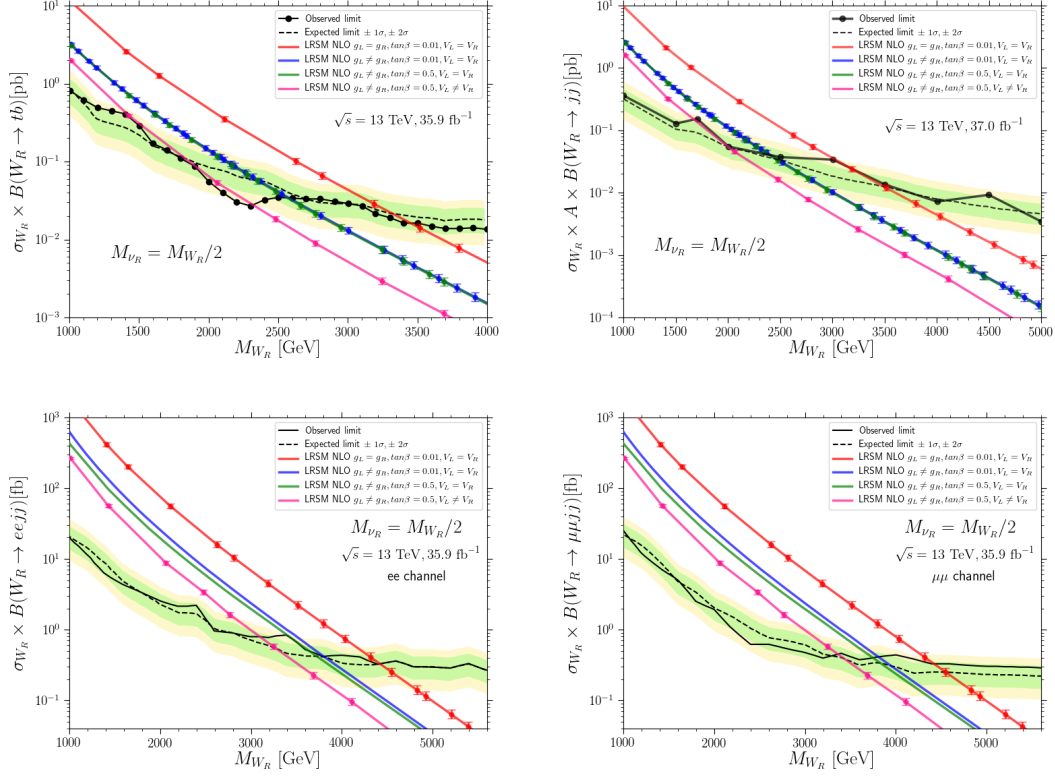


FIG. 3. (Top left): The cross section of $W_R \rightarrow t\bar{b}$ vs W_R mass, compared to CMS data [20]; (top right) The cross section of $W_R \rightarrow j\bar{j}$ vs W_R mass, compared to the ATLAS measurements [25]; (bottom left) The cross section of $W_R \rightarrow ee j\bar{j}$ vs W_R mass, for the case $M_{\nu_R} = M_{W_R}/2$, compared to the CMS data [22]; (bottom right) The cross section of $W_R \rightarrow \mu\mu j\bar{j}$ vs W_R mass, for the case where $M_{\nu_R} = M_{W_R}/2$, compared to [22].

In our analysis, there is no excluded region in the $M_{\nu_R} > M_{W_R}$ region since the corresponding cross section in that region is below the experimental limits, as can be read from the color bars in Fig. 4. This is understood from our previous analysis, as the production cross section of $\nu_R \ell$ through W_R bosons dominates the one obtained through the virtual W_R^* bosons. The top planes of Fig. 4 represent the results of the exclusion in the two dimensional $M_{W_R} - M_{\nu_R}$ mass plane based on the scenario where $g_L = g_R$, $\tan \beta = 0.01$ and $V_{\text{CKM}}^L = V_{\text{CKM}}^R$, whereas middle and bottom planes show the same exclusion for the scenario where $g_L \neq g_R = 0.37$, $\tan \beta = 0.5$, $V_{\text{CKM}}^L = V_{\text{CKM}}^R$ and $g_L \neq g_R = 0.37$, $\tan \beta = 0.5$, $V_{\text{CKM}}^L \neq V_{\text{CKM}}^R$, respectively. For the scenario where $g_L \neq g_R$, $\tan \beta = 0.5$ and $V_{\text{CKM}}^L = V_{\text{CKM}}^R$, W_R bosons with masses up to 3.7 (3.7) TeV in the ee channel and up to 3.7 (3.9) TeV in the $\mu\mu$ channel are excluded at 95% CL, for M_{ν_R} up to 2.8 (2.9) TeV in the ee channel and 3.1 (3.0) TeV in the $\mu\mu$ channel. The 2D exclusion limits are less stringent in the ee channel, where W_R boson masses are excluded up to 3.0 TeV for ν_R masses close to the $M_{W_R} = M_{\nu_R}$ degeneracy line. On the other hand, we exclude less parameter space in the two dimensional $M_{W_R} - M_{\nu_R}$ mass plane when $g_L \neq g_R = 0.37$, $\tan \beta = 0.5$ and $V_{\text{CKM}}^L \neq V_{\text{CKM}}^R$. As seen from the bottom planes of Fig. 4, W_R bosons with masses up to 3.1 (3.3) TeV are excluded at 95% CL, for M_{ν_R} up to 2.1 TeV, in the ee channel whereas W_R bosons with masses up to 3.3 (3.4) TeV are excluded at 95% CL, for M_{ν_R} up to 2.6 (2.5) TeV in the $\mu\mu$ channel. Here again, the 2D exclusion limits are less stringent in the ee channel, where W_R boson masses are excluded up to 2.0 TeV for M_{ν_R} masses close to the $M_{W_R} = M_{\nu_R}$ degeneracy line.

In Table III we show explicitly the limits for different values of g_L , g_R , $\tan \beta$ and V_{CKM}^L versus V_{CKM}^R values for $M_{\nu_R} > M_{W_R}$ case. The second column gives the expected limits, while the third the observed limits⁵. The last column indicates the dominant constraining channel. For this scenario, the most stringent limits come from $W_R \rightarrow j\bar{j}$, for the case when $g_L = g_R$, $\tan \beta = 0.01$ and $V_{\text{CKM}}^L = V_{\text{CKM}}^R$, where $M_{W_R} \geq 3.60$ (3.625) TeV for the observed (expected) mass limits, while the least constraining case is the decay $W_R \rightarrow t\bar{b}$, when $g_L \neq g_R = 0.37$, $\tan \beta = 0.5$ and $V_{\text{CKM}}^L \neq V_{\text{CKM}}^R$,

⁵ Our theoretically estimated observed and expected values are obtained for the points where our model curves intersect the respective observed and expected experimental curves.

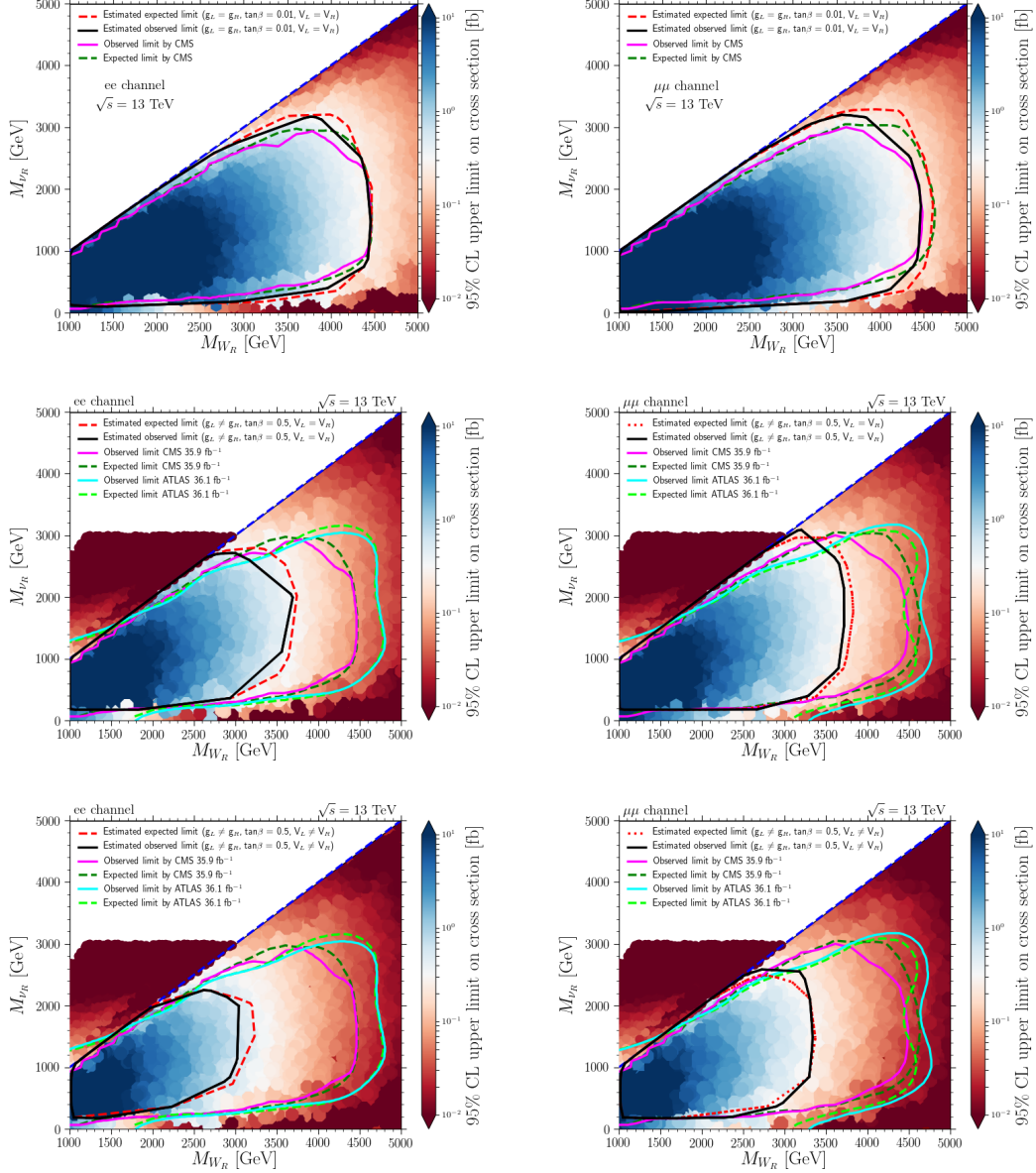


FIG. 4. Observed (continuous lines) and expected (dashed lines) 95% CL exclusion contours in the $M_{W_R} - M_{\nu_R}$ plane in the ee (left columns) and $\mu\mu$ (right columns) channels for Majorana ν_R neutrinos. The dashed blue line in the each plane indicates the region where $M_{W_R} = M_{\nu_R}$. We also show observed and expected limits by ATLAS [25] @ $\mathcal{L} = 36.1 \text{ fb}^{-1}$, and CMS [22] @ $\mathcal{L} = 35.9 \text{ fb}^{-1}$, obtained assuming $g_L = g_R$, $\tan \beta = 0.01$ and $V_{\text{CKM}}^L = V_{\text{CKM}}^R$. The cross section values are indicated by the colors in the legend of the planes. In the top planes, the continuous (dashed) black (red) line shows the estimated observed (expected) limit for the scenario where $g_L = g_R$, $\tan \beta = 0.01$ and $V_{\text{CKM}}^L = V_{\text{CKM}}^R$. In the middle planes, $g_L \neq g_R = 0.37$, $\tan \beta = 0.5$ and $V_{\text{CKM}}^L = V_{\text{CKM}}^R$, whereas the same limits in the bottom planes are analyzed for the scenario where $g_L \neq g_R = 0.37$, $\tan \beta = 0.5$, and also $V_{\text{CKM}}^L \neq V_{\text{CKM}}^R$.

where $M_{W_R} \geq 2.36$ (1.94) TeV for the observed (expected) mass limits.

We repeat the analysis in Table IV for the case where $M_{\nu_R} < M_{W_R}$, using the same column notations as in Table III. For this second scenario, the most stringent limits come from $W_R \rightarrow \mu\mu jj$, for the case when $g_L = g_R$, $\tan \beta = 0.01$ and $V_{\text{CKM}}^L = V_{\text{CKM}}^R$, where $M_{W_R} \geq 4.42$ (4.5) TeV for the observed (expected) mass limits, while the least constraining case is the case $W_R \rightarrow tb$, when $g_L \neq g_R = 0.37$, $\tan \beta = 0.5$ and $V_{\text{CKM}}^L \neq V_{\text{CKM}}^R$, where $M_{W_R} \geq 2.32$ (1.85) TeV for the observed (expected) mass limits.

To assess properties and differences between the two scenarios, in Table V we give the complete set of parameters for two representative benchmarks, one for the first scenario, $M_{\nu_R} > M_{W_R}$ and one for the second scenario, $M_{\nu_R} < M_{W_R}$,

Scenario I: $M_{\nu_R} > M_{W_R}$	Lower limits for M_{W_R} (GeV)		Exclusion channel
	Expected	Observed	
$g_L = g_R, \tan\beta = 0.01, V_{\text{CKM}}^L = V_{\text{CKM}}^R$	3450	3600	$W_R \rightarrow tb$
$g_L \neq g_R, \tan\beta = 0.01, V_{\text{CKM}}^L = V_{\text{CKM}}^R$	2700	2700	$W_R \rightarrow tb$
$g_L \neq g_R, \tan\beta = 0.5, V_{\text{CKM}}^L = V_{\text{CKM}}^R$	2675	2675	$W_R \rightarrow tb$
$g_L \neq g_R, \tan\beta = 0.5, V_{\text{CKM}}^L \neq V_{\text{CKM}}^R$	1940	2360	$W_R \rightarrow tb$
$g_L = g_R, \tan\beta = 0.01, V_{\text{CKM}}^L = V_{\text{CKM}}^R$	3625	3620	$W_R \rightarrow jj$
$g_L \neq g_R, \tan\beta = 0.01, V_{\text{CKM}}^L = V_{\text{CKM}}^R$	2700	2555	$W_R \rightarrow jj$
$g_L \neq g_R, \tan\beta = 0.5, V_{\text{CKM}}^L = V_{\text{CKM}}^R$	2650	2500	$W_R \rightarrow jj$
$g_L \neq g_R, \tan\beta = 0.5, V_{\text{CKM}}^L \neq V_{\text{CKM}}^R$	2010	2000	$W_R \rightarrow jj$

TABLE III. Lower limits for M_{W_R} in GeV, when $M_{\nu_R} > M_{W_R}$.

with the W_R masses, cross sections and branching ratios given in Table VI, for LHC at $\sqrt{s} = 13$ and 27 TeV.

While there are no discerning differences in the parameters of scalar potential, Eq. 2.9, or $\tan\beta$ (chosen to maximize $W_R \rightarrow W_L h$), the Yukawa coupling generating the Majorana masses is an order of magnitude larger in Scenario I, needed to generate $M_{\nu_R} > M_{W_R}$; while in Scenario II ν_R is about 50% larger, to generate an M_{W_R} larger by about 50% than in Scenario I. The main contributions to the cross sections come from the off-diagonal element $(12) = (us)$ and $(21) = cd$ in V_{CKM}^R . For **BM I**, the largest partonic contribution to the cross section ($u\bar{s} \rightarrow W_R$) decreases by 8.2% from 13 TeV to 27 TeV while the contribution from the same channel decreases by 10.4% for **BM II**. For **BM I**, the second largest partonic contribution, $d\bar{c} \rightarrow W_R$ increases by 3.1% from 13 TeV to 27 TeV, while the contribution from the same channel increases by 5.6% for **BM II**. Because of the highly non-diagonal V_{CKM}^R for both benchmarks, the dominant decay is into $jj = q\bar{q}' \neq t\bar{b}$, followed by $t\bar{b}$ in **BMI**, while in **BM II** the decay into leptons and neutrinos (combined for three families) is of the same strength as $t\bar{b}$.

VI. SUMMARY AND CONCLUSION

We performed a comprehensive analysis of mass bounds on W_R gauge boson in a LRSB with general gauge couplings, VEVs, mixing angles and right-handed quark mixing matrix. We reinterpret the CMS and ATLAS analyses using this scenario, and find considerably relaxed bounds on W_R masses. We divide the parameter space into two cases, one for $M_{W_R} < M_{\nu_R}$, and another for $M_{W_R} > M_{\nu_R}$, as this ordering has implications on W_R decay channels.

When $M_{\nu_R} > M_{W_R}$, decays of right-handed W -boson into a top quark and a bottom quark or into two jets are dominant. We compare our predictions with the results of CMS and ATLAS at $\sqrt{s} = 13$ TeV, integrated luminosity of 35.9 fb^{-1} and 37.0 fb^{-1} , respectively. 95% CL upper limits on the product of the W_R boson production cross section with its branching fraction to a top and a bottom quark ($t\bar{b}$) or with the branching fraction to two jets (jj) are calculated as a function of the W_R boson mass. These analyses recover the excluded ranges obtained by CMS and ATLAS ranging from 55.4% for the two jets channel to 65.5% for a top and bottom quark channel in the limit of exact left-right symmetry and small $\tan\beta$, while when relaxing these limits, much less stringent constraints are obtained on the production of W_R bosons decaying to a top and a bottom quark and on W_R bosons decaying into two jets. Note that increasing $\tan\beta$ only serves to enhance the non-fermionic decays $W_R \rightarrow W_L h$ and $W_R \rightarrow W_L Z_L$, whose branching ratios are small for allowed values of $\tan\beta$, 2% at most. While the results are not particularly sensitive to $\tan\beta$, they depend crucially on g_R and V_{CKM}^R . The least constrained choice for this scenario is setting $g_L \neq g_R = 0.37$, $\tan\beta = 0.5$ and $V_{\text{CKM}}^L \neq V_{\text{CKM}}^R$, when the observed (expected) lower limit on W_R mass at 95% CL is 2360 (1940) GeV for the tb channel and 2000 (2010) GeV for the jj channel.

When $M_{\nu_R} < M_{W_R}$, we investigate exclusion bounds for W_R bosons and heavy right-handed Majorana neutrinos masses, using the final states containing a pair of charged leptons (electrons or muons), and two jets ($\ell\ell jj$), with

Scenario II: $M_{\nu_R} < M_{W_R}$	Lower limits for M_{W_R} (GeV)		Exclusion channel
	Expected	Observed	
$g_L = g_R, \tan\beta = 0.01, V_{\text{CKM}}^L = V_{\text{CKM}}^R$	4420	4420	$W_R \rightarrow qqee$
$g_L \neq g_R, \tan\beta = 0.01, V_{\text{CKM}}^L = V_{\text{CKM}}^R$	3800	3800	$W_R \rightarrow qqee$
$g_L \neq g_R, \tan\beta = 0.5, V_{\text{CKM}}^L = V_{\text{CKM}}^R$	3720	3725	$W_R \rightarrow qqee$
$g_L \neq g_R, \tan\beta = 0.5, V_{\text{CKM}}^L \neq V_{\text{CKM}}^R$	3300	3100	$W_R \rightarrow qqee$
$g_L = g_R, \tan\beta = 0.01, V_{\text{CKM}}^L = V_{\text{CKM}}^R$	4500	4420	$W_R \rightarrow qq\mu\mu$
$g_L \neq g_R, \tan\beta = 0.01, V_{\text{CKM}}^L = V_{\text{CKM}}^R$	3950	3800	$W_R \rightarrow qq\mu\mu$
$g_L \neq g_R, \tan\beta = 0.5, V_{\text{CKM}}^L = V_{\text{CKM}}^R$	3900	3750	$W_R \rightarrow qq\mu\mu$
$g_L \neq g_R, \tan\beta = 0.5, V_{\text{CKM}}^L \neq V_{\text{CKM}}^R$	3400	3350	$W_R \rightarrow qq\mu\mu$
$g_L = g_R, \tan\beta = 0.01, V_{\text{CKM}}^L = V_{\text{CKM}}^R$	3320	3450	$W_R \rightarrow tb$
$g_L \neq g_R, \tan\beta = 0.01, V_{\text{CKM}}^L = V_{\text{CKM}}^R$	2375	2575	$W_R \rightarrow tb$
$g_L \neq g_R, \tan\beta = 0.5, V_{\text{CKM}}^L = V_{\text{CKM}}^R$	2350	2565	$W_R \rightarrow tb$
$g_L \neq g_R, \tan\beta = 0.5, V_{\text{CKM}}^L \neq V_{\text{CKM}}^R$	1850	2320	$W_R \rightarrow tb$
$g_L = g_R, \tan\beta = 0.01, V_{\text{CKM}}^L = V_{\text{CKM}}^R$	3500	3500	$W_R \rightarrow jj$
$g_L \neq g_R, \tan\beta = 0.01, V_{\text{CKM}}^L = V_{\text{CKM}}^R$	2500	2430	$W_R \rightarrow jj$
$g_L \neq g_R, \tan\beta = 0.5, V_{\text{CKM}}^L = V_{\text{CKM}}^R$	2460	2400	$W_R \rightarrow jj$
$g_L \neq g_R, \tan\beta = 0.5, V_{\text{CKM}}^L \neq V_{\text{CKM}}^R$	2000	2000	$W_R \rightarrow jj$

TABLE IV. Lower limits for M_{W_R} in GeV when $M_{\nu_R} < M_{W_R}$.

	v_R	g_R	$\tan\beta$	$\text{diag}(h_R^{ij})$	α_1	α_2	α_3
BM I :	9.8 TeV	0.36	0.55	0.9	0.6	0.6	2.0
BM II :	14.1 TeV	0.37	0.55	7.5×10^{-2}	0.6	0.6	2.0
	λ_1	λ_2	λ_3	ρ_1	ρ_2	ρ_3	$\rho_4 = \lambda_4$
BM I :	0.15	0.14	0.142	2.12×10^{-3}	3.4×10^{-3}	5.5×10^{-3}	0.0
BM II :	0.16	0.16	0.162	1.79×10^{-3}	4.0×10^{-3}	4.0×10^{-3}	0.0

TABLE V. Parameter values for **BM I** and **BM II**.

$\ell = e, \mu$. We compare our result with the results obtained by CMS (ATLAS) with $\mathcal{L} = 35.9 \text{ fb}^{-1}$ (36.1 fb^{-1}) at $\sqrt{s} = 13 \text{ TeV}$ at the LHC. We again reproduce the CMS and ATLAS results for $g_L = g_R, \tan\beta = 0.01$ and $V_{\text{CKM}}^L = V_{\text{CKM}}^R$, and find three different parameter choices which relax the current W_R and ν_R mass exclusion limits. Assuming that gauge couplings and CKM matrices in the right-handed sector are different from those of the SM, a region in the two-dimensional plane ($M_{W_R} - M_{\nu_R}$) excluding a smaller range of right-handed neutrino masses is found at 95% CL. Based on the scenario where we allow $g_L \neq g_R = 0.37, \tan\beta = 0.5$ and $V_{\text{CKM}}^L \neq V_{\text{CKM}}^R$, a W_R boson decaying into a right-handed heavy neutrino is excluded at 95% CL up to a mass of 3100 GeV in the ee channel, and 3350 GeV in the $\mu\mu$ channel, providing less stringent limits on this parameter space. The excluded region for M_{W_R} extends to about $M_{W_R} \simeq 3.1 \text{ TeV}$, for $M_{\nu_R} \simeq 2.0 \text{ TeV}$ in the electron channel and about $M_{W_R} \simeq 3.3 \text{ TeV}$, for $M_{\nu_R} \simeq 2.0 \text{ TeV}$ in the muon channel. Conversely, the M_{ν_R} limits reach about 2.2 TeV for $M_{W_R} = 2.6 \text{ TeV}$ in the electron

	BM I : $M_{\nu_R} > M_{W_R}$	BM II : $M_{\nu_R} < M_{W_R}$
m_{W_R} [GeV]	2557	3689
m_{ν_R} [GeV]	16797	1838
$\sigma(\text{pp} \rightarrow W_R)$ [fb] @13 TeV	48.7	3.98
$\sigma(\text{pp} \rightarrow W_R)$ [fb] @27 TeV	478.0	77.3
BR($W_R \rightarrow t\bar{b}$) [%]	26.3	19.9
BR($W_R \rightarrow jj$) [%]	58.6	45.8
BR($W_R \rightarrow \nu_R \ell$) [%]	-	6.5 (each family)
BR($W_R \rightarrow h_1 W_L$) [%]	1.8	1.5
BR($W_R \rightarrow W_L Z$) [%]	2.0	1.6
BR($\nu_R \rightarrow \ell q q'$) [%]	-	65.3
BR($\nu_R \rightarrow W_L \ell$) [%]	1.1×10^{-4}	33.1
BR($\nu_R \rightarrow W_R \ell$) [%]	99.9	-

TABLE VI. Related Branching Ratios and Cross Sections for **BM I** and **BM II**.

channel and 2.6 TeV for $M_{W_R} = 2.8$ TeV in the muon channel. We also analyze the region where $M_{\nu_R} > M_{W_R}$ in the $M_{W_R} - M_{\nu_R}$ contour plot, but find no excluded solutions in this region. These results also recover the experimentally excluded ranges, further relaxing the limits obtained by CMS and ATLAS, ranging from 66% for BR's in the $eejj$ channel to 71% for $\mu\mu jj$ channel. Overall our results yield weaker limits on W_R mass from the production of W_R bosons decaying into $\ell\ell jj$, yielding hope that W_R could be discovered at HL-HE LHC.

Finally, allowing $g_L \neq g_R = 0.37$ and $V_{\text{CKM}}^L \neq V_{\text{CKM}}^R$ will not have significant consequences on other sectors of the model. Both the singly charged and doubly charged Higgs bosons δ_R^+ and δ_R^{++} are expected to be heavy. Even so, their production mechanism is dominated by photon-mediated Drell Yan, or $\gamma\gamma$ fusion, and their branching ratios are independent of g_R . This leads further support to W_R production and decay as being most promising signal to test this scenario.

ACKNOWLEDGMENTS

Part of numerical calculations reported in this paper was performed using High Performance Computing (HPC), managed by Calcul Québec and Compute Canada. We gratefully acknowledge Shastri Institute for a Canada-India collaboration grant (SRG 2017-18). M.F. and Ö.Ö. also thank NSERC for partial financial support under grant number SAP105354.

-
- [1] J. C. Pati and A. Salam, *Lepton Number as the Fourth Color*, *Phys. Rev.* **D10** (1974) 275–289.
 - [2] R. N. Mohapatra and J. C. Pati, *A Natural Left-Right Symmetry*, *Phys. Rev.* **D11** (1975) 2558.
 - [3] R. N. Mohapatra and J. C. Pati, *Left-Right Gauge Symmetry and an Isoconjugate Model of CP Violation*, *Phys. Rev.* **D11** (1975) 566–571.
 - [4] G. Senjanovic and R. N. Mohapatra, *Exact Left-Right Symmetry and Spontaneous Violation of Parity*, *Phys. Rev.* **D12** (1975) 1502.
 - [5] R. N. Mohapatra and G. Senjanovic, *Neutrino Mass and Spontaneous Parity Violation*, *Phys. Rev. Lett.* **44** (1980) 912.
 - [6] R. N. Mohapatra and G. Senjanovic, *Neutrino Masses and Mixings in Gauge Models with Spontaneous Parity Violation*, *Phys. Rev.* **D23** (1981) 165.
 - [7] R. N. Mohapatra, *UNIFICATION AND SUPERSYMMETRY. THE FRONTIERS OF QUARK - LEPTON PHYSICS*. Springer, Berlin, 1986, [10.1007/978-1-4757-1928-4](#).
 - [8] R. N. Mohapatra and G. Senjanovic, *Cabibbo Angle, CP Violation and Quark Masses*, *Phys. Lett.* **73B** (1978) 176–180.
 - [9] M. A. B. Beg and H. S. Tsao, *Strong P, T Noninvariances in a Superweak Theory*, *Phys. Rev. Lett.* **41** (1978) 278.
 - [10] M. A. B. Beg, R. V. Budny, R. N. Mohapatra and A. Sirlin, *Manifest Left-Right Symmetry and Its Experimental Consequences*, *Phys. Rev. Lett.* **38** (1977) 1252.
 - [11] G. Senjanovic, *Spontaneous Breakdown of Parity in a Class of Gauge Theories*, *Nucl. Phys.* **B153** (1979) 334–364.
 - [12] R. N. Mohapatra, F. E. Paige and D. P. Sidhu, *Symmetry Breaking and Naturalness of Parity Conservation in Weak Neutral Currents in Left-Right Symmetric Gauge Theories*, *Phys. Rev.* **D17** (1978) 2462.
 - [13] G. C. Branco, J. M. Frere and J. M. Gerard, *The Value of ϵ'/ϵ in Models Based on $SU(2)_l \times SU(2)_r \times U(1)$* , *Nucl. Phys.* **B221** (1983) 317–330.

- [14] P. Langacker and S. U. Sankar, *Bounds on the Mass of $W(R)$ and the $W(L)$ - $W(R)$ Mixing Angle ξ in General $SU(2)$ - $L \times SU(2)$ - $R \times U(1)$ Models*, *Phys. Rev.* **D40** (1989) 1569–1585.
- [15] G. Barenboim, J. Bernabeu, J. Prades and M. Raidal, *Constraints on the W_R mass and CP violation in left-right models*, *Phys. Rev.* **D55** (1997) 4213–4221, [[hep-ph/9611347](#)].
- [16] M. Frank, A. Hayreter and I. Turan, *Production and Decays of W_R bosons at the LHC*, *Phys. Rev.* **D83** (2011) 035001, [[1010.5809](#)].
- [17] Y. Zhang, H. An, X. Ji and R. N. Mohapatra, *General CP Violation in Minimal Left-Right Symmetric Model and Constraints on the Right-Handed Scale*, *Nucl. Phys.* **B802** (2008) 247–279, [[0712.4218](#)].
- [18] ATLAS collaboration, M. Aaboud et al., *Search for new phenomena in dijet events using 37 fb^{-1} of pp collision data collected at $\sqrt{s}=13\text{ TeV}$ with the ATLAS detector*, *Phys. Rev.* **D96** (2017) 052004, [[1703.09127](#)].
- [19] CMS collaboration, A. M. Sirunyan et al., *Search for narrow and broad dijet resonances in proton-proton collisions at $\sqrt{s}=13\text{ TeV}$ and constraints on dark matter mediators and other new particles*, [1806.00843](#).
- [20] CMS collaboration, A. M. Sirunyan et al., *Searches for W^\pm bosons decaying to a top quark and a bottom quark in proton-proton collisions at 13 TeV* , *JHEP* **08** (2017) 029, [[1706.04260](#)].
- [21] A. Sirunyan, A. Tumasyan, W. Adam, F. Ambrogio, E. Asilar, T. Bergauer et al., *Search for heavy resonances decaying to a top quark and a bottom quark in the lepton+jets final state in proton-proton collisions at 13 TeV* , *Physics Letters B* **777** (2018) 39–63.
- [22] CMS collaboration, A. M. Sirunyan et al., *Search for a heavy right-handed W boson and a heavy neutrino in events with two same-flavor leptons and two jets at $\sqrt{s}=13\text{ TeV}$* , *JHEP* **05** (2018) 148, [[1803.11116](#)].
- [23] W.-Y. Keung and G. Senjanovic, *Majorana Neutrinos and the Production of the Right-handed Charged Gauge Boson*, *Phys. Rev. Lett.* **50** (1983) 1427.
- [24] CMS collaboration, A. M. Sirunyan et al., *Search for heavy resonances decaying to a top quark and a bottom quark in the lepton+jets final state in proton-proton collisions at 13 TeV* , *Phys. Lett.* **B777** (2018) 39–63, [[1708.08539](#)].
- [25] ATLAS collaboration, M. Aaboud et al., *Search for heavy Majorana or Dirac neutrinos and right-handed W gauge bosons in final states with two charged leptons and two jets at $\sqrt{s}=13\text{ TeV}$ with the ATLAS detector*, [1809.11105](#).
- [26] CMS collaboration, S. Chatrchyan et al., *A search for a doubly-charged Higgs boson in pp collisions at $\sqrt{s}=7\text{ TeV}$* , *Eur. Phys. J.* **C72** (2012) 2189, [[1207.2666](#)].
- [27] CMS collaboration, C. Collaboration, *Search for a doubly-charged Higgs boson with $\sqrt{s}=8\text{ TeV}$ pp collisions at the CMS experiment*, .
- [28] L3 collaboration, P. Achard et al., *Search for heavy neutral and charged leptons in e^+e^- annihilation at LEP*, *Phys. Lett.* **B517** (2001) 75–85, [[hep-ex/0107015](#)].
- [29] T. Jubb, M. Kirk, A. Lenz and G. Tetlalmatzi-Xolocotzi, *On the ultimate precision of meson mixing observables*, *Nucl. Phys.* **B915** (2017) 431–453, [[1603.07770](#)].
- [30] K. Blum, Y. Grossman, Y. Nir and G. Perez, *Combining $K^0-\bar{K}^0$ mixing and $D^0-\bar{D}^0$ mixing to constrain the flavor structure of new physics*, *Phys. Rev. Lett.* **102** (May, 2009) 211802.
- [31] HEAVY FLAVOR AVERAGING GROUP collaboration, Y. Amhis et al., *Averages of B -Hadron, C -Hadron, and tau-lepton properties as of early 2012*, [1207.1158](#).
- [32] CMS collaboration, S. Chatrchyan et al., *Observation of a new boson at a mass of 125 GeV with the CMS experiment at the LHC*, *Phys. Lett.* **B716** (2012) 30–61, [[1207.7235](#)].
- [33] ATLAS collaboration, M. Aaboud et al., *Search for doubly charged scalar bosons decaying into same-sign W boson pairs with the ATLAS detector*, *Submitted to: Eur. Phys. J.* (2018) , [[1808.01899](#)].
- [34] CMS collaboration, C. Collaboration, *A search for doubly-charged Higgs boson production in three and four lepton final states at $\sqrt{s}=13\text{ TeV}$* , .
- [35] C. Bonilla, M. E. Krauss, T. Opferkuch and W. Porod, *Perspectives for Detecting Lepton Flavour Violation in Left-Right Symmetric Models*, *JHEP* **03** (2017) 027, [[1611.07025](#)].
- [36] F. Staub, *SARAH*, [0806.0538](#).
- [37] F. Staub, *Automatic Calculation of supersymmetric Renormalization Group Equations and Self Energies*, *Comput. Phys. Commun.* **182** (2011) 808–833, [[1002.0840](#)].
- [38] F. Staub, *Exploring new models in all detail with SARAH*, *Adv. High Energy Phys.* **2015** (2015) 840780, [[1503.04200](#)].
- [39] W. Porod, *SPheno, a program for calculating supersymmetric spectra, SUSY particle decays and SUSY particle production at e^+e^- colliders*, *Comput. Phys. Commun.* **153** (2003) 275–315, [[hep-ph/0301101](#)].
- [40] W. Porod and F. Staub, *SPheno 3.1: Extensions including flavour, CP -phases and models beyond the MSSM*, *Comput. Phys. Commun.* **183** (2012) 2458–2469, [[1104.1573](#)].
- [41] P. Bechtle, O. Brein, S. Heinemeyer, O. Stål, T. Stefaniak, G. Weiglein et al., *HiggsBounds – 4: Improved Tests of Extended Higgs Sectors against Exclusion Bounds from LEP, the Tevatron and the LHC*, *Eur. Phys. J.* **C74** (2014) 2693, [[1311.0055](#)].
- [42] P. Bechtle, S. Heinemeyer, O. Stål, T. Stefaniak and G. Weiglein, *HiggsSignals: Confronting arbitrary Higgs sectors with measurements at the Tevatron and the LHC*, *Eur. Phys. J.* **C74** (2014) 2711, [[1305.1933](#)].
- [43] J. Alwall, M. Herquet, F. Maltoni, O. Mattelaer and T. Stelzer, *MadGraph 5 : Going Beyond*, *JHEP* **06** (2011) 128, [[1106.0522](#)].
- [44] J. Alwall, R. Frederix, S. Frixione, V. Hirschi, F. Maltoni, O. Mattelaer et al., *The automated computation of tree-level and next-to-leading order differential cross sections, and their matching to parton shower simulations*, *JHEP* **07** (2014) 079, [[1405.0301](#)].

- [45] R. D. Ball et al., *Parton distributions with LHC data*, *Nucl. Phys.* **B867** (2013) 244–289, [[1207.1303](#)].
- [46] A. Alloul, N. D. Christensen, C. Degrande, C. Duhr and B. Fuks, *FeynRules 2.0 - A complete toolbox for tree-level phenomenology*, *Comput. Phys. Commun.* **185** (2014) 2250–2300, [[1310.1921](#)].
- [47] C. Degrande, C. Duhr, B. Fuks, D. Grellscheid, O. Mattelaer and T. Reiter, *UFO - The Universal FeynRules Output*, *Comput. Phys. Commun.* **183** (2012) 1201–1214, [[1108.2040](#)].
- [48] A. Roitgrund, G. Eilam and S. Bar-Shalom, *Implementation of the left-right symmetric model in FeynRules*, *Comput. Phys. Commun.* **203** (2016) 18–44, [[1401.3345](#)].
- [49] A. Buckley, *PySLHA: a Pythonic interface to SUSY Les Houches Accord data*, *Eur. Phys. J.* **C75** (2015) 467, [[1305.4194](#)].
- [50] CMS collaboration, A. M. Sirunyan et al., *Search for a heavy resonance decaying into a Z boson and a vector boson in the $\nu\bar{\nu}q\bar{q}$ final state*, *JHEP* **07** (2018) 075, [[1803.03838](#)].
- [51] CMS collaboration, A. M. Sirunyan et al., *Search for third-generation scalar leptoquarks and heavy right-handed neutrinos in final states with two tau leptons and two jets in proton-proton collisions at $\sqrt{s} = 13$ TeV*, *JHEP* **07** (2017) 121, [[1703.03995](#)].