

A model for superconducting sulfur hydrides.

R. M. Méndez-Moreno*

*Departamento de Física, Facultad de Ciencias,
Universidad Nacional Autónoma de México,*

Avenida Universidad 3000, 04510 México, D. F., México

Due to the value of the isotope shift in sulfur hydrides, a phonon-mediated pairing scenario of superconductivity is generally accepted for these high-temperature superconductors which is consistent with the Bardeen-Cooper-Schrieffer (BCS) framework. Knowing that a large electronic density of states enhances T_c , generalized Fermi surface topologies are used to increase it. A multi-band model within the BCS framework is proposed in this work for the description of sulfur hydride superconductors. This model is used to describe some properties of the H_3S superconductor. Strong coupling effects are taken into account with the effective McMillan approximation and the isotope coefficient is evaluated as function of the coupling parameter as well as other relevant parameters of the model.

PACS numbers: 74.20.Pq, 74.25.-q, 74.25.Kc

Keywords: High T_c , sulfur hydrides, isotope mass exponent

I. INTRODUCTION

The research on the possibility of room temperature superconductivity has been invigorated by the discovery of superconducting sulfur hydrides at very high pressure, of about 155GPa [1, 2]. As hydrogen has the smallest atomic mass, it was predicted that metallic hydrogen or hydrogen-rich compounds would be high- T_c superconductors [3–5]. Light hydrogen atoms provide the high frequency phonon modes and a strong electron-phonon coupling. It has been shown that H_2S is stable below 43GPa and at elevated pressures it decomposes into H_3S and S [6, 7]. H_3S has been found stable at least up to 300GPa [8]. The superconducting temperature of H_3S at pressures above 150GPa is as high as 203K . This superconductor has the highest transition temperature obtained in high pressure experiments reported until now [9].

The high value of the isotope exponent of this material evidences a phonon-mediated pairing mechanism, consistent with the BCS framework. The fact that the critical temperature varies

*Electronic address: rmmv@ciencias.unam.mx

with the isotopic mass was an evidence for the interaction between the electrons and the lattice vibrations [10–12]. These results are a proof that the electron-phonon interaction is an important pairing mechanism in the sulfur hydrides [13–15]. The observation that the superconductivity in these superconductors shows a strong sensitivity to the crystal lattice suggest the possibility of unconventional electron-phonon coupling. Phonon properties in sulfur hydride systems are actually responsible for changes in their properties [16].

Understanding of the electronic structure at the Fermi level can give some useful clues to unravel the fundamental ingredients responsible for the high transition temperature. However, up to now the underlying physical process remains unknown. In this context, it seems crucial to study new ideas that use simplified schematic models to isolate the mechanism(s) that generate high transition temperatures. It had been known that a large value of the density of states at the Fermi level increases the critical temperature value. That is, T_c can be enhanced when the Fermi level is at or close to the energy of a singularity in the density of states, as a van Hove one, which provides a peak in the density of states [17–19].

First principles calculations based on the supercell method have been reported, where the authors study the effect of doping H_3S on superconductivity [20]. They show that superconductivity in H_3S can be enhanced by hole doping. Hirsch and Scalapino signaled the possibility of enhancing the superconducting critical temperature with a two-dimensional structure when the Fermi level was near a singularity [21]. A schematic model with generalized Fermi surface topologies, via band overlapping, have also been proposed by us in the weak and intermediate coupling case as a way of increasing the density of states at the Fermi energy. This model is based on the idea that the T_c is enhanced when the Fermi level lies at or close to the energy of a singularity in the density of states. When combined with the Cooper pair equation this model has been shown to account for the higher T_c values obtained with cuprate superconductors [22]. The schematic model can be taken as a simple device to model the singular behaviour in the density of states.

Pairing symmetry is an important element toward understanding the mechanism of high- T_c superconductivity. Calculations with two and three-dimensional models using the BCS formalism and order parameter with s -wave symmetry have been reported for superconducting H_3S [23]. It was suggested that the search for better superconductors should be on three dimensional systems in order that the thermal fluctuations be less likely to reduce the observed T_c [24].

The Eliashberg equations are extensions for strong coupling of the original BCS theory. Calculations with this theory can be found where they study the high- T_c in sulfur hydride as a result of the variability in the density of states in the band [25]. Many theoretical calculations based on

Eliashberg theory for H_3S , can be found in the literature among them in [26], where the authors also provide an optical spectroscopy study for this material and found spectroscopy evidence that the superconducting mechanism in H_3S is the electron-phonon interaction. It has been shown that H_3S is a very highly optimized electron-phonon superconductor [27]. As it is known, McMillan numerically solved the Eliashberg non-linear equations at finite temperature in order to obtain the critical temperature for strong coupled superconductors. McMillan got a parametrization which relates the critical temperature to a small number of parameters [28]. This approach, which is valid for values of the electron-phonon coupling constant $\lambda < 1.5$, was later modified by Allen and Dynes to include values in the strong coupling region up to $\lambda \simeq 2$ [29–31].

Based on electronic band structure obtained for this materials [10, 32], generalized Fermi surface topologies modeled with band overlapping are used in this work as a model of study for sulfur hydrides. A multi-band model within the BCS framework is proposed, this proposal, which can be taken as a minimal singularity in the density of states and the BCS framework can lead to higher T_c values, as the energy band overlapping increases the DOS near the Fermi level. We suppose the pairing mechanism is via boson exchange like phonons by example. For physical consistency, an important requirement of the proposed model is that the band overlapping parameter do not be larger than the phonon energy, E_{ph} . The model with generalized Fermi surface topologies is now extended to intermediate and strong coupling with the use of the McMillan effective approach to the Eliashberg equations. In this work we use a momentum independent pairing interaction supposing that the superconducting order parameter has s-wave symmetry. The model here proposed will be used to describe some properties of sulfur hydride superconductor H_3S , as the isotope mass exponent α_I , in terms of the coupling constant and the parameters of the model.

II. THE MODEL

We begin with the gap equation

$$\Delta(k') = \sum_k V(k, k') \Delta(k) \frac{\tanh(E_k/2k_B T)}{2E_k}, \quad (1)$$

with $V(k, k')$ the pairing interaction, k_B is the Boltzman constant, and $E_k^2 = \epsilon_k^2 + \Delta_k^2$, where $\epsilon_k = \hbar^2 k^2 / 2m$ are the self-consistent single-particle energies.

Then for the electron-phonon interaction, we have considered $V(k, k') = V_0$, with V_0 a constant, when $|\epsilon_k|$ and $|\epsilon_{k'}| \leq E_D = k_B T_D$ and 0 elsewhere. As usual the attractive BCS interaction is

nonzero only for unoccupied orbitals in the neighborhood of the Fermi level E_F . The superconducting order parameter, $\Delta(k) = \Delta(T)$ if $|\epsilon_k| \leq E_{ph}$ and 0 elsewhere.

With these considerations we propose a model with two overlapping bands. The generalized Fermi sea proposed consists of concentric spheric shells separating occupied orbitals. As a particular distribution in momentum space the following form for has been considered

$$n_k = \Theta(\gamma k_F - k) + \Theta(\gamma k_F - k)\Theta(k - \beta k_F), \quad (2)$$

with k_F the Fermi momentum and $0 < \beta < \gamma < 1$. In order to keep the average number of electron states constant, the parameters are related in the system by the equation $2\gamma^2 - \beta^2 = 1$, then only one of the relevant parameters is independent. The distribution in momentum induces one in energy, $E_\beta < E_\gamma$ where $E_\beta = \beta^2 E_F$ and $E_\gamma = \gamma^2 E_F$. We consider a high frequency electron-phonon coupling E_{ph} , with optical phonons and require that the band overlapping be of the order or smaller than the cutoff energy (E_{ph}). That means $(1 - \gamma^2)E_F \leq E_{ph}$. The minimum γ^2 value consistent with our model is $\gamma_{ph}^2 = 1 - E_{ph}/E_F$. The last equation can be written as $1 - \gamma^2 = 2\nu\delta$, where $2\nu = E_{ph}/E_F$ and δ is in the range $0 < \delta < 1$. While $E_F - E_\gamma \leq E_{ph}$, implies that the energy difference between the anomalously occupied states must be provided by the material itself. The shallow second band in this model can account for the other experimentally detected bands.

In the last framework the summation in Eq.(1) is changed to an integration which is done over the (*symmetric*) generalized Fermi surface defined above. One gets

$$1 = \frac{V_0 D(E)}{2} \int_{E_\gamma - E_{ph}}^{E_\gamma + E_{ph}} \tanh\left(\frac{\sqrt{\Xi_k}}{2k_B T}\right) \frac{d\epsilon_k}{\sqrt{\Xi_k}} + \frac{V_0 D(E)}{2} \int_{E_\beta}^{E_F} \tanh\left(\frac{\sqrt{\Xi_k}}{2k_B T}\right) \frac{d\epsilon_k}{\sqrt{\Xi_k}}. \quad (3)$$

In this equation $\Xi_k = (\epsilon_k - E_F)^2 + \Delta(T)^2$, V_0 is the effective attractive interaction of the BCS model and $D(E)$ is the electronic density of states, which will be taken as a constant in the integration range.

The two integrals correspond to the bands proposed by Eq. (2). The integration over the surface at E_γ in the first band, is restricted to states in the interval $E_\gamma - E_{ph} \leq E_k \leq E_\gamma + E_{ph}$. In the second band, in order to conserve the particle number, the integration is restricted to the interval $E_\beta \leq E_k \leq E_F$, if $E_\gamma + E_{ph} > E_F$, with $E_\beta = (2\gamma^2 - 1)E_F$, in terms of the parameter γ in our model.

The critical temperature is introduced via the Eq. (3) at $T = T_c$, where the gap becomes

$\Delta(T_c) = 0$. At this temperature Eq. (3) is reduced to

$$1 = \frac{V_0 D(E)}{2} \int_{E_{\gamma-E_{ph}}}^{E_{\gamma+E_{ph}}} \tanh\left(\frac{\epsilon_k - E_F}{2k_B T_c}\right) \frac{d\epsilon_k}{\epsilon_k - E_F} + \frac{V_0 D(E)}{2} \int_{E_{\beta}}^{E_F} \tanh\left(\frac{\epsilon_k - E_F}{2k_B T_c}\right) \frac{d\epsilon_k}{\epsilon_k - E_F}, \quad (4)$$

which is to be numerically evaluated. $D(E)$ is the fermionic density of states and V_0 is the effective attractive interaction of the BCS model. Taking into account that $V_0 D(E) = (\lambda - \mu^*)/(1 + \lambda)$, where μ^* is the Coulomb pseudopotential, the last equation relates T_c to the coupling constant λ and to the anomalous occupancy parameter γ^2 . This relationship determines the γ^2 values which reproduces the critical temperature of H_3S in the intermediate and strong coupling region.

At $T = 0K$, Eq. (3) will be evaluated and λ values consistent with the model which reproduce the values obtained for the zero temperature superconducting gap will be obtained:

$$1 = \frac{V_0 D(E)}{2} \sinh^{-1} \frac{E_D + (\gamma^2 - 1)E_F}{\Delta_0} + \frac{V_0 D(E)}{2} \sinh^{-1} \frac{E_D + (1 - \gamma^2)E_F}{\Delta_0} + \frac{V_0 D(E)}{2} \sinh^{-1} \frac{2(1 - \gamma^2)E_F}{\Delta_0}. \quad (5)$$

The Cooper pair equation and the two band model in this work, are used in order to obtain the isotope mass exponent. The McMillan approach which is valid for values of the coupling constant $\lambda < 1.5$ is used. because results in the literature are quite different [33–35], the isotope exponent α , in the harmonic approximation is also evaluated. The partial isotope coefficient in the harmonic approximation is given by

$$\alpha_i = -\frac{d \ln T_c}{d \ln M_i} \quad (6)$$

The equation obtained is

$$\alpha = 0.5 \left[1 + \delta \frac{2Y - 1 + \frac{\delta + 2Y - 1}{D}}{\delta(1 - 2Y) - 1 - D} \right], \quad (7)$$

with $\delta = (1 - \gamma^2)E_{phonon}/E_F$. Where

$$D = \sqrt{\delta^2 + 2(2Y - 1)\delta + 1}, \quad (8)$$

and the Y factor is given by

$$Y = \exp\left[\frac{1.04(1 + \lambda)}{\lambda - \mu^*(1 + 0.62\lambda)}\right] \quad (9)$$

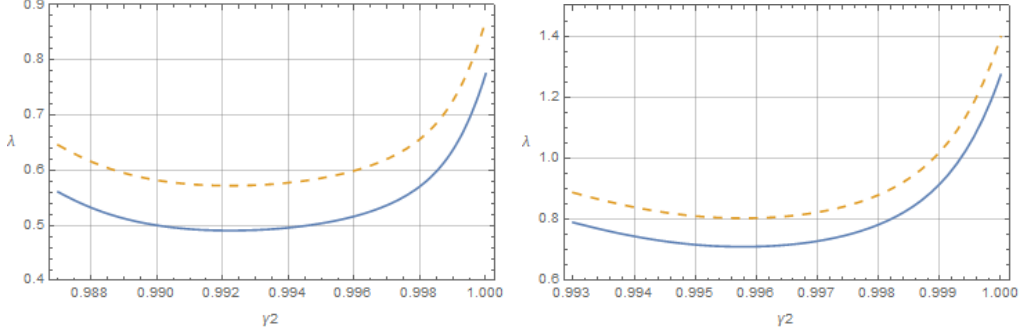


FIG. 1: Values of λ obtained with the model in this work obtained via the T_c curves in terms of the parameter γ^2 . In figure(a), $E_F = 16eV$ and $E_{phonon} = 0.214eV$. In figure(b) E_F is the same as in (a), and $E_{phonon} = 0.107eV$

This equation allows to study the effect of intermediate and strong coupling up to $\lambda = 1.5$ in the energy band overlapping model of this work.

The model presented in this section can be useful to describe sulfur hydride superconductors. Ranges for the coupling parameter λ in the intermediate and strong coupling region, $0.5 < \lambda < 1.5$, are taken. Different values of μ^* taken from the literature are used in the calculations. The overlapping parameter γ^2 , values, consistent with the model, are obtained for the material. The relationship between the characteristic parameters will be obtained for H_3S at several pressure (or T_c) values. The pairing in the superconducting state is taken as due principally by high-frequency optical modes.

III. RESULTS AND DISCUSSION

Next the results of this model are shown, values of μ^* found in references [6, 10] are taken. The Fermi and Debye energy data from references [14, 15] were assumed to hold.

In Figs. 1 the behavior of the coupling parameter λ as a function of the band overlapping γ^2 are shown for the H_3S at $150Gpa$, where the critical temperature is about $203K$. The range of λ values obtained with our model are in the intermediate and strong coupling region. The values $\mu^* = 0.1, 0.16$ were taken in both figures, the full curves are for the small value of μ^* . In Fig. (a) the Fermi energy is taken as 16 eV and the phonon energy is 0.214 eV as reported in references [15, 36]. In Fig. (b) the phonon energy is half the value and E_F is the same as in Fig. (a). In the last figure the required values of the coupling constant are larger than in Fig. (a) but in the region

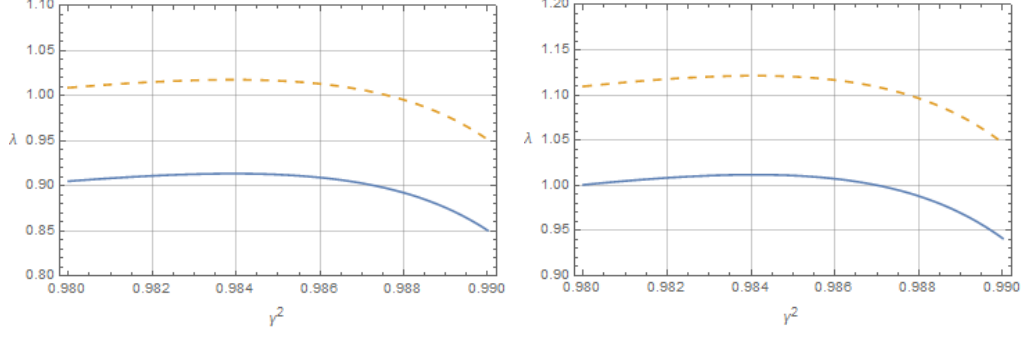


FIG. 2: The curves for Δ_0 are shown for two values of the μ^* . In figure(a), $\Delta_0 = 45$ as in reference and $\Delta_0 = 60$.

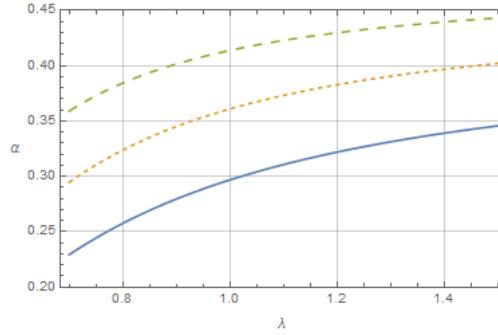


FIG. 3: The isotope mass exponent as function of the λ , using δ values (γ^2) obtained with our model and E_{phonon}/E_F taken from the literature.

of the Mc-Millan approximation.

In Figs. 2 the zero temperature gap, Δ_0 , is shown as function of the coupling constant. The values taken for E_F and E_{phonon} in both Figs. 2 are the same as in Fig. 1(a). Two values of μ^* were taken, the full curves are for $\mu^* = 0.1$ and $\mu^* = 0.16$ for the dashed ones. In Fig. (a) $\Delta_0 = 45$ while in Fig. (b) $\Delta_0 = 60$. The larger value of the gap in Fig. 2(b) requires bigger coupling constant values, but consistent with the values of Fig. 1(a).

In Fig. 3 The isotope mass exponent is evaluated as function of the coupling constant for different values of the ratio E_{phonon}/E_F found in the literature and the overlapping parameter γ^2 , that is the parameter $\delta = (1 - \gamma^2)E_{phonon}/E_F$. The curves for $\delta = 0.01, 0.02, 0.04$ are shown from up to down, $\mu^* = 0.1$ in all the curves. With $\lambda > 1$ we get $0.3 < \alpha < 0.45$, this values are smaller but close to the BCS result $\alpha = 0.5$. The mass exponent is greater for greater values of

the ratio E_{phonon}/E_F . Our results agree with those obtained using other models in the literature. The values obtained in this work are in the range of values obtained in reference [36], at different pressures. The results and $\alpha = 0.25$ of reference [37] are also in the range of values we obtained for the mass exponent.

In order to increase the density of states at the Fermi level for high-temperature superconductors, we presented a model with generalized Fermi surface topologies obtained via band-overlapping. The order parameter is supposed to have s-wave symmetry. We use this model to describe sulfur hydride superconductors, within the BCS framework and the model is extended to include intermediate coupling with the McMillan approximation. The model we have used has two overlapping bands at the Fermi level. The behavior of the coupling parameter λ as function of the overlapping parameter γ^2 is reported, for different samples. The λ values consistent with the model are in the intermediate coupling region. A non-standard electron-phonon coupling is considered and the minimum band overlapping parameter is consistent with this value. The band overlapping allows the improvement of the results obtained with a s-wave mean-field approximation, in a scheme in which the electron-phonon interaction is the relevant one for high- T_c mechanism *i.e.*, the energy scale of the band overlapping $(1 - \gamma^2)E_F$, is of the order of the phonons energy. This energy is then the overall scale that determines the highest T_c and gives consistency to the model because it requires an energy scale accessible to the lattice. The H_3S isotope exponent evaluated was compared with other calculations and with experimental values reported. We were not able to get a larger value of the isotope mass exponent with this generic model. That suggest that it is necessary to modify the model in order to take into account additional elements. However this schematic model can be a guide for a more detailed study of these materials with, for example, Eliashberg theory.

-
- [1] Drozdov, A. P., Eremets, M. I., Troyan, I. A., Ksenofontov, V., & Shylin, S. I. 2015, Nature (London) , 525, 73
 - [2] Drozdov, A. P., Eremets, M. I., & Troyan, I. A. 2014, arXiv:1412.0460
 - [3] Ashcroft, N. W. 2004, Physical Review Letters, 92, 187002
 - [4] Ginzburg, V. L. 1969, Journal of Statistical Physics, 1, 3
 - [5] Ashcroft, N. W. 1968, Physical Review Letters, 21, 1748
 - [6] Errea, I., Calandra, M., Pickard, C. J., et al. 2015, Physical Review Letters, 114, 157004
 - [7] Einaga, M., Sakata, M., Ishikawa, T., et al. 2016, Nature Physics, 12, 835
 - [8] Duan, D., Huang, X., Tian, F., et al. 2015, Phys. Rev. B , 91, 180502

- [9] Durajski, A. P., & Szczęśniak, R., 2018, *J. Chem. Phys.* , 149, 074101
- [10] Duan, D., Liu, Y., Tian, F., et al. 2014, *Scientific Reports*, 4, 6968
- [11] Durajski, A. P., Szczęśniak, R., & Li, Y. 2015, *Physica C Superconductivity*, 515, 1
- [12] Li, Y., Hao, J., Liu, H., Li, Y., & Ma, Y. 2014, *J. Chem. Phys.* , 140, 174712
- [13] Gor'kov, L. and Kresin, V. 2015 *Nature Letter* **10**, 14964.
- [14] Kudryashov, N. A., Kutukov, A. A., & Mazur, E. A. 2017, *Physics of Metals and Metallography*, 118, 113
- [15] Durajsky, A. P. and Szczęśniak, R., 2016 *arXiv:1609.06079v1 [cond-mat.supr-com]*.
- [16] Durajski, A. P., Szczęśniak, R., & Pietronero, L. 2016, *Annalen der Physik*, 528, 358
- [17] Sano, W., Koretsune, T., Tadano, T., Akashi, R., & Arita, R. 2016, *Phys. Rev. B* , 93, 094525
- [18] Szczęśniak, R. and Durajsky, A. P. 2018 *Nature Scientific Reports* **8**, 6037.
- [19] Quan, Y., & Pickett, W. E. 2016, *Phys. Rev. B* , 93, 104526
- [20] Nakanishi, A., Ishikawa, T., & Shimizu, K. 2018, arXiv:1804.08224
- [21] Hirsch, J. E., & Scalapino, D. J. 1986, *Physical Review Letters*, 56, 2732
- [22] Moreno, M., Méndez-Moreno, R. M., Ortiz, M. A., & Orozco, S. 1996, *Modern Physics Letters B*, 10, 1483
- [23] Souza, T. X. R., & Marsiglio, F. 2016, *Phys. Rev. B* , 94, 184509
- [24] Talantsev, E. F., Crump, W. P., Storey, J. G., & Tallon, J. L. 2017, *Annalen der Physik*, 529, 1600390
- [25] Kudryashov, N. A., Kutukov, A. A., & Mazur, E. A. 2017, *Novel Superconducting Materials*, 3, 1
- [26] Capitani, F., Langerome, B., Brubach, J.-B., et al. 2017, *Nature Physics*, 13, 859
- [27] Nicol, E. J., & Carbotte, J. P. 2015, *Phys. Rev. B* , 91, 220507
- [28] McMillan, W. L. 1968, *Physical Review*, 167, 331
- [29] Dynes, R. C. 1972, *Solid State Communications*, 10, 615
- [30] Allen, P. B., & Dynes, R. C. 1975, *Phys. Rev. B* , 12, 905
- [31] Carbotte, J. P. 1990, *Reviews of Modern Physics*, 62, 1027
- [32] Bernstein, N., Hellberg, C. S., Johannes, M. D., Mazin, I. I., & Mehl, M. J. 2015, *Phys. Rev. B* , 91, 060511
- [33] Harshman, D. R., & Fiory, A. T. 2017, *Journal of Physics Condensed Matter*, 29, 445702
- [34] Harshman, D. R., & Fiory, A. T. 2017, *Superconductor Science Technology*, 30, 045011
- [35] Hirsch, J. E., & Marsiglio, F. 2015, *Physica C Superconductivity*, 511, 45
- [36] Akashi, R., Kawamura, M., Tsuneyuki, S., Nomura, Y., & Arita, R. 2015, *Phys. Rev. B* , 91, 224513
- [37] Gor'kov, L. P., & Kresin, V. Z. 2018, *Reviews of Modern Physics*, 90, 011001