

Microlensing of X-ray Pulsars: a Method to Detect Primordial Black Hole Dark Matter

Yang Bai^{a,b} and Nicholas Orlofsky^a

^a*Department of Physics, University of Wisconsin-Madison, Madison, WI 53706, USA*

^b*Theoretical Physics Department, Fermilab, Batavia, IL 60510, USA*

Abstract

Primordial black holes (PBHs) with a mass from 10^{-16} to $10^{-11} M_{\odot}$ may comprise 100% of dark matter. Due to a combination of wave and finite source size effects, the traditional microlensing of stars does not probe this mass range. In this paper, we point out that X-ray pulsars with higher photon energies and smaller source sizes are good candidate sources for microlensing for this mass window. Among the existing X-ray pulsars, the Small Magellanic Cloud (SMC) X-1 source is found to be the best candidate because of its apparent brightness and long distance from telescopes. We have analyzed the existing observation data of SMC X-1 by the RXTE telescope (around 10 days) and found that PBH as 100% of dark matter is close to but not yet excluded. Future longer observation of this source by X-ray telescopes with larger effective areas such as AstroSat, Athena, Lynx, and LOFT can potentially close the last mass window where PBHs can make up all of dark matter.

1 Introduction

Primordial black holes (PBHs) were proposed as a macroscopic dark matter (DM) candidate a few decades ago [1]. They can be formed in simple inflationary models and do not require new physics below the inflationary scale (see, *e.g.*, Refs. [2, 3] for reviews). Because of their simplicity as a DM candidate, it is necessary to search for PBHs with all possible masses. Although there are many theoretical and experimental efforts to search for PBHs, there is still a mass window from around 10^{-16} to $10^{-11} M_\odot$ within which PBHs can still compose all of dark matter. It is the purpose of this paper to identify a search method to find or constrain PBHs in this mass window.

In order to be stable on cosmological time scales and evade extragalactic gamma ray bounds from evaporation, PBHs must have mass $M \gtrsim 10^{17}$ g or $10^{-16} M_\odot$ [4]. However, “small” PBH masses remain relatively unconstrained for many orders of magnitude in mass above this bound. Previous searches for small-mass PBHs include microlensing [5] of stars in M31 using the Subaru/HSC telescope [6] and femtolensing of gamma ray bursts (GRBs) [7] using the Fermi GBM detectors [8]. The Subaru/HSC study was limited by wave effects [7] and finite source size effects [9] and can only probe PBH masses $M \gtrsim 10^{22}$ g or $10^{-11} M_\odot$. Regarding the study of Fermi GBM data, it was pointed out in Ref. [10] that GRBs cannot at present set bounds on PBHs because the size of the GRB gamma-ray emitting region is too large compared to the Einstein radius of the lens. Future observations may eventually probe approximately $M \in [10^{17}, 10^{19}]$ g if GRBs with small enough source size are observed. Other potential constraints in this regime come from neutron star capture [11] and white dwarf destruction [12], both of which face astrophysical uncertainties including the DM abundance in globular clusters [13–16]. Other microlensing studies at larger masses above 10^{24} g include MACHO [17], EROS [18], OGLE [19], Kepler [20], caustic crossing [21], and quasar microlensing [22]. Thus, a potential window exists for PBHs to be all of DM with mass in the approximate range of $M \in [10^{17}, 10^{22}]$ g or $[10^{-16}, 10^{-11}] M_\odot$.

In this paper, we investigate whether any astrophysical object could make a suitable source to search for gravitational lensing due to PBHs in this mass window. A few criteria for a source to serve as a good (micro-)lensing object include: *i*) a large photon energy with sufficient photon counts to reduce the wave effects of lensing; *ii*) a small geometric size compared to the Einstein radius such that the finite source size effects are small; *iii*) a long distance from the telescopes around the Earth to increase the optical depth or the number of possible lensing events; *iv*) a large steady photon flux such that a sudden brightness magnification can be easily identified.

For the first condition *i*), the wave effects becomes important when $4G_N M E_\gamma \lesssim 1$ [7] or $E_\gamma \lesssim 1/(4G_N M) = 0.66 \text{ keV} \times (10^{20} \text{ g}/M)$, where G_N is Newton’s gravitational constant and E_γ is the lensed photon energy. This leads us to consider sources emitting in the X-ray spectrum with energy above 1 keV, where we may ignore the wave effect for $M \gtrsim \text{few} \times 10^{20}$ g, but not for a smaller mass. In our full analysis, we will take the wave effects into account to determine the minimum mass that can be probed.

The second condition *ii*) points towards using highly compact sources. To have a rough understanding of the finite source size effects, we can compare the source size and the Einstein

radius when both are projected on the lens plane. Defining $x = D_{\text{OL}}/D_{\text{OS}}$ as the ratio of the observer-lens angular diameter distance, D_{OL} , over the observer-source angular diameter distance, D_{OS} , the source radius R_{S} is reduced to xR_{S} after projection to the lens plane. The Einstein radius has ¹

$$r_{\text{E}}(x) = \sqrt{4G_N M x (1-x) D_{\text{OS}}} = (107 \text{ km}) \times \left(\frac{\sqrt{x(1-x)}}{1/2} \right) \left(\frac{D_{\text{OS}}}{50 \text{ kpc}} \right)^{1/2} \left(\frac{M}{10^{19} \text{ g}} \right)^{1/2}. \quad (1)$$

The ratio of the source and Einstein radii is given by

$$a_{\text{S}}(x) = \frac{xR_{\text{S}}}{r_{\text{E}}(x)} \approx (0.1) \times \left(\frac{x}{\sqrt{x(1-x)}} \right) \left(\frac{R_{\text{S}}}{20 \text{ km}} \right) \left(\frac{50 \text{ kpc}}{D_{\text{OS}}} \right)^{1/2} \left(\frac{10^{19} \text{ g}}{M} \right)^{1/2}, \quad (2)$$

which suggests a very compact source object like a neutron star or stellar mass black hole in order to have $a_{\text{S}}(x) \ll 1$ for $x = \mathcal{O}(1)$.

The third and fourth conditions are somewhat at odds—a large distance puts more lenses between the source and the telescope, but it also decreases the source apparent brightness. Balancing these turns out to favor sources towards the outer reaches of the Milky Way halo, *e.g.*, in Milky Way satellite galaxies.

In the next section, we motivate why X-ray binary pulsars satisfy these conditions and determine the best candidate source pulsars. The following three sections detail calculations of the lensing event rate and magnification, including wave and finite source size effects. Section 6 presents current and prospective experimental bounds. We conclude in Section 7.

2 X-ray pulsars as lensing sources

Among the X-ray sources with emitted photon energy around 1-100 keV, X-ray binaries are potential good candidates for lensing because the X-ray emission region can be relatively small. Most X-ray binaries consist of a compact stellar remnant and a nearby relatively normal donor star. Typically, the compact objects are either a neutron star ($\sim 1\text{-}2 M_{\odot}$) or a black hole ($\sim 5\text{-}15 M_{\odot}$) [23, 24]. The matter from the donor gravitationally infalls into the compact object, forming an accretion disk. X-rays are emitted according to the accretion mechanism [25, 26], with an X-ray emission region within a factor of few times the neutron star radius or the black hole Schwarzschild radius. For an X-ray pulsar with a solar-mass neutron star as the accretor, the hard X-rays are mainly emitted from the accretion column with a polar cap radius of $0.1 R_{\text{NS}}$ and a cylinder height of $\lesssim R_{\text{NS}}$, with $R_{\text{NS}} \approx 10 \text{ km}$ denoting the neutron star radius [27]. Since the emitting direction of the hard X-rays is approximately perpendicular to the column height, the source size is anticipated to be less than around the neutron-star radius, or $R_{\text{S}} \lesssim R_{\text{NS}}$, and is generically below 100 km. Given the uncertainty on the current understanding of the source size, we will include the finite source size effects for R_{S} up to 100 km and choose a fiducial value

¹Because we are working on galactic scales, we assume $D_{\text{OL}} + D_{\text{LS}} = D_{\text{OS}}$, with D_{LS} the lens-source angular diameter distance.

of $R_S = 20$ km for our later analysis. The brightest X-ray black hole binaries in general are more massive and thus have a larger emitting area and more important finite source size effects.

The observed X-ray spectrum for an X-ray pulsar is dominated by two features: direct emission from its accretion column as described above and reprocessing of column X-rays by its accretion disk [27]. The reprocessing dominates the soft energy spectrum below about 1 keV, while the accretion column dominates above about 2 keV for the pulsars in our study [28, 29]. While the source size of the reprocessed X-rays is potentially large, as discussed above the accretion column is smaller. Thus, it is important to limit any lensing search using these sources to energies greater than 2 keV, which by coincidence aligns nicely with the energy where wave effects become less important for PBH mass around 10^{20} g—the mass region we wish to probe.

Among all the X-ray pulsars, in order to satisfy the conditions *iii*) and *iv*) in Section 1, we focus on the most distant bright sources. It is straightforward to identify the X-ray pulsars either in the Large or Small Magellanic Clouds (LMC or SMC) with a distance of 50-65 kpc as the potential good sources [24]. Furthermore, to have a large value of observed photon counts per second, we eventually identify SMC X-1 and LMC X-4 as the two “good” sources to search for lensing events by PBH’s and concentrate on SMC X-1 for quantitative analysis.

3 Estimation of optical depth and averaged time interval

Before we introduce the formulas to calculate the event rate with both wave and finite source size effects, we first estimate the optical depth and average time interval between lensing events [5]. We will use more precise formulas in Section 5 for our final sensitivity study. To estimate the optical depth for PBH DM lensing a source in SMC and LMC, we use the isotropic Einasto profile [30] as the dark matter density in our galaxy

$$\rho_{\text{DM}}(r) = \rho_{\odot} e^{-\frac{2}{\beta}[(r/r_s)^{\beta} - (r_{\odot}/r_s)^{\beta}]}, \quad (3)$$

with $\rho_{\odot} = 0.4 \text{ GeV}/\text{cm}^3$, $r_s = 20$ kpc, $r_{\odot} = 8.5$ kpc and $\beta = 0.17$. Other dark matter profiles will only introduce a small perturbation for later results. In our analysis, we will also conservatively ignore the dark matter contributions from SMC and LMC, which only increase the optical depth by around 10% in the point-like source case and even smaller for the finite source size case.

For a point-like source and ignoring wave effects, the optical depth, or the probability for a source to be within y_T Einstein radii of a foreground PBH lens, is simply

$$\tau = f_{\text{PBH}} \int_0^1 dx D_{\text{OS}} \frac{\rho_{\text{DM}}(x \vec{r}_S)}{M} \pi r_E^2(x) y_T^2. \quad (4)$$

Here, f_{PBH} is the fraction of PBH contributions to the total DM energy density and y_T is the threshold PBH distance from the source line of sight in units of r_E —its value depends on the required magnification factor. The integrand of (4) is independent of the lens mass, but has a quadratic dependence on the source distance [see Eq. (1)]. For the source SMC X-1, with $(\ell, \delta) = (300.41^\circ, -43.56^\circ)$ and at a distance of $D_{\text{OS}} = d_{\text{SMC-X1}} \approx 65$ kpc [31, 32] from

Earth, the optical depth is 8.4×10^{-7} . For LMC X-4 with $(\ell, \delta) = (276.33^\circ, -32.53^\circ)$ [33] and $D_{\text{OS}} = d_{\text{LMC}} = 50$ kpc in distance, the optical depth is 5.5×10^{-7} . The optical depths to other X-ray pulsars that are within our galaxy [34] are only a few percent of or even smaller than the optical depths for SMC and LMC sources, so we will not include them in our analysis.

To have a rough estimate of the lensing event rate or the averaged time interval between two events, we adopt the approximate formula in Ref. [5]

$$\begin{aligned} \langle \Delta t \rangle &= \Gamma^{-1} \approx \frac{\pi}{2} \frac{t_E}{\tau} f_{\text{PBH}}^{-1} y_T \\ &\approx (11 \text{ days}) \times f_{\text{PBH}}^{-1} y_T^{-1} \left(\frac{\sqrt{x(1-x)}}{1/2} \right) \left(\frac{D_{\text{OS}}}{65 \text{ kpc}} \right)^{1/2} \left(\frac{M}{10^{19} \text{ g}} \right)^{1/2}. \end{aligned} \quad (5)$$

Here, we have used $\tau = 8.4 \times 10^{-7}$ for SMC X-1. The Einstein radius crossing time is $t_E \approx r_E(x = 1/2)/v_\perp \approx 0.50 \text{ s}$ for $D_{\text{OS}} = 65$ kpc, $M = 10^{19} \text{ g}$ and the PBH perpendicular speed around $v_\perp \approx 240 \text{ km/s}$ [35]. In the situation with negligible background events, an observation of this X-ray source with a length of $\mathcal{O}(10 \text{ days})$ could constrain PBH as 100% of DM. In the following section, we will include both the wave and finite source size effects and make a more realistic estimation of the event rate.

4 Wave optical lensing for a finite source size

For a source emitting primarily with X-ray energy of $\mathcal{O}(1\text{-}10 \text{ keV})$, wave effects must be taken into account in order to probe a lower PBH mass range $\lesssim 10^{19} \text{ g}$. For a point-like source, the magnification factor μ is given by [36]

$$\mu(w, y) = \frac{\pi w}{1 - e^{-\pi w}} \left| {}_1F_1 \left(\frac{i}{2} w, 1; \frac{i}{2} w y^2 \right) \right|^2, \quad (6)$$

with $w \equiv 4G_N M E_\gamma$ ² and $y(x) \equiv d_s(x)/r_E(x)$, with $d_s(x)$ as the tangential distance between the source and lens. Note that the mass dependence in w comes from the black hole Einstein radius. This formula is valid for any lens of mass M so long as its radius is less than the Einstein radius. In the limit of $y = 0$, the hypergeometric function ${}_1F_1$ approaches 1 and the maximal magnification is simply the prefactor, $\mu^{\text{max}} = \pi w / (1 - e^{-\pi w})$. For a general y , we can also calculate the two limits of μ in terms of w , which are

$$\mu(w, y) = \begin{cases} 1 + \frac{\pi w}{2} + \frac{w^2}{12}(\pi^2 - 3y^2) & \text{for } w \ll 1 \\ \frac{1}{y\sqrt{4+y^2}} \left\{ 2 + y^2 + 2 \sin \left[w \left(\frac{1}{2} y \sqrt{4+y^2} + \log \left| \frac{\sqrt{4+y^2+y}}{\sqrt{4+y^2-y}} \right| \right) \right] \right\} & \text{for } w \gtrsim y^{-1} \end{cases}. \quad (7)$$

So, when the wave effect is important with $w \rightarrow 0$, $\mu \rightarrow 1$ and there is no magnification.

²For sources near or in our galaxy, we have ignored the redshift factor for the lens distance.

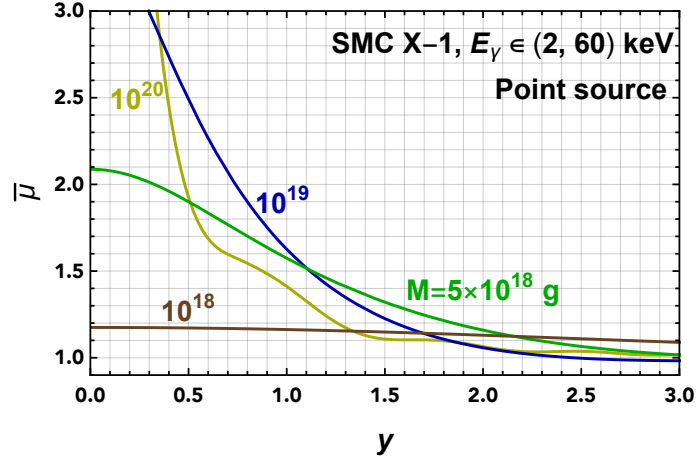


Figure 1: The averaged magnification factor $\bar{\mu}$ for a range of photon energies as a function of y defined as the ratio of the tangential source-lens separation in the lens plane over the Einstein radius. The source is assumed to be point-like for this plot.

For a specific source, one could calculate the averaged magnification factor after integrating out a range of energy. For a source energy spectrum of $F(E_\gamma)$, we define

$$\bar{\mu}(y) \equiv \frac{\int_{E_{\min}}^{E_{\max}} dE_\gamma F(E_\gamma) \mu[w(E_\gamma), y]}{\int_{E_{\min}}^{E_{\max}} dE_\gamma F(E_\gamma)} . \quad (8)$$

When analyzing the data for a specific telescope, one should also include the energy-dependent effective acceptance area of the telescope $A(E_\gamma)$ by making the replacement $F(E_\gamma) \rightarrow F(E_\gamma) A(E_\gamma)$. The hard energy spectrum for an X-ray pulsar usually follows a power-law with an exponential cutoff. For SMC X-1, we take $F(E_\gamma) = E_\gamma^{-0.93}$ for $E_\gamma \leq 6$ keV and $E_\gamma^{-0.93} e^{-(E_\gamma - 6 \text{ keV})/7.9 \text{ keV}}$ for $E_\gamma > 6$ keV [37]. The averaged energy for the range from 2 to 60 keV is $\langle E_\gamma \rangle = 6.8$ keV. Integrating out this energy range, we show the magnification factors for different PBH masses in Fig. 1. It is clear from this figure that the magnification factor decreases as mass decreases and the wave effect becomes more important. However, this decrease is not monotonic. For instance, the corresponding value of y for $\bar{\mu} = 1.8$ is the larger for $M = 10^{19}$ g than for 10^{20} g. For $M = 10^{18}$ g, the maximum magnification factor is slightly below 1.2. So, there may exist a threshold PBH mass under which lensing is undetectable. To get around this, one may consider increasing E_{\min} to reduce the wave effect at the cost of reducing the total photon counts and increasing statistical errors. We will come back to this point when we analyze the real data.

Having discussed the wave effects, we now include the finite source size effect. Given our limited understanding of the source spatial properties, we simply assume a two-dimensional Gaussian distribution with the source size of R_s in each direction. The source intensity is $W(\vec{\chi}) \propto \exp(-|\vec{\chi}|^2/2R_s^2)$, where $\vec{\chi}$ is the two-dimensional vector with respect to the source center. After integrating out the angular variable, one rewrites the magnification factor for a

fixed energy [38]

$$\mu[w(E_\gamma), a_S(x), y(x)] = a_S^{-2} e^{-y^2/(2a_S^2)} \int_0^\infty dz z e^{-z^2/(2a_S^2)} I_0(yz/a_S^2) \mu(w, z). \quad (9)$$

Here, the dimensionless parameter, $a_S(x)$, is defined in Eq. (2) and proportional to the source size, R_S . The function $I_0(z)$ is the zeroth-order modified Bessel function. Similarly to Eq. (8), one can also calculate the energy-averaged $\bar{\mu}$ by integrating over the relevant energy range.

Requiring threshold values of $\bar{\mu}_T = 2.0$ or 1.3, we show the allowed parameter space in the x - y plane in Fig. 2. For a larger value of magnification factor (left panel), the finite source size effect is more dramatic. As the source size increases, the allowed range in x shrinks, which results in a smaller optical depth and a longer observation time required to place a limit. For a small value of x , the finite source size effect is not important because $a_S(x) \rightarrow 0$ as $x \rightarrow 0$. The allowed range in y increases when the threshold magnification $\bar{\mu}_T$ decreases, and we have already seen from the optical depth that a larger value for y_T increases the rate of lensing. So, the final sensitivity when searching for PBH microlensing events depends on the choice of $\bar{\mu}_T$ for which lensing can be distinguished from normal source fluctuations. We will determine $\bar{\mu}_T$ based on the variance in the count rate from telescope observations.

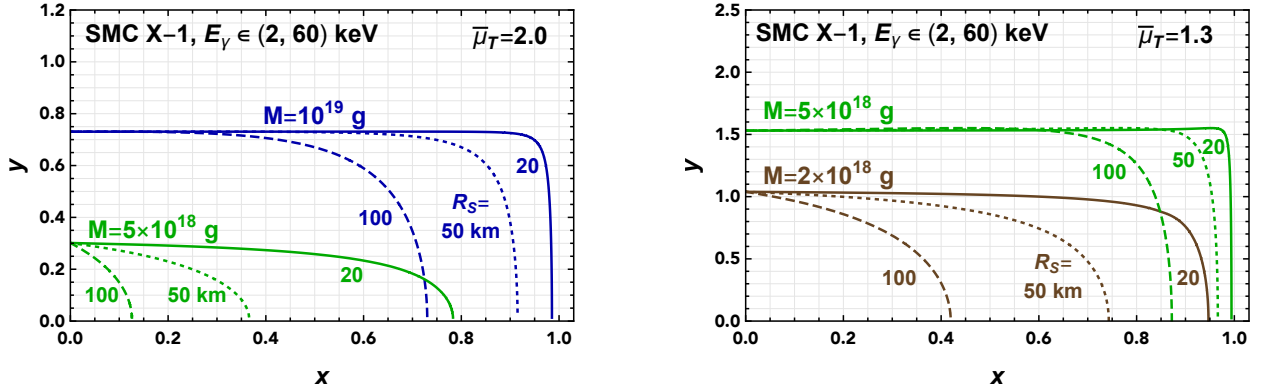


Figure 2: The allowed parameter space (below the curves) in x - y after including both wave and finite source size effects for two different energy-averaged magnification factors $\bar{\mu}_T = 2.0$ (left panel) and 1.3 (right panel).

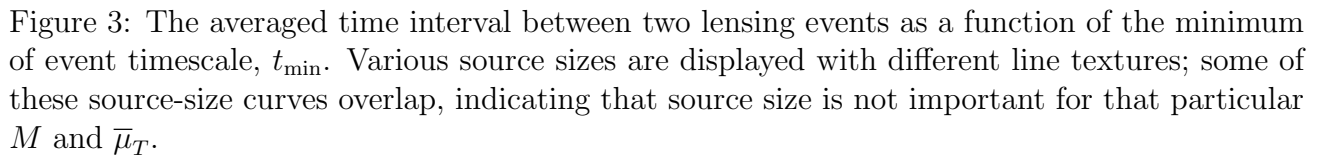
5 Event rate

To calculate the event rate, we take into account the dark matter velocity distribution in our galaxy. Ignoring the small effects of the source motion [39], the differential event rate is given by [6, 39]

$$\frac{d\Gamma}{d\hat{t}} = f_{\text{PBH}} \times 2 \int_0^{x_{\text{max}}} dx D_{\text{OS}} \frac{\rho_{\text{DM}}(x \vec{r}_S)}{M} \int_0^{y_T(x)} \frac{dy}{\sqrt{y_T(x)^2 - y^2}} \frac{v_r^4}{v_c^2} e^{-v_r^2/v_c^2}. \quad (10)$$

Depending on the experimental data, one could choose a minimum value for the lensing timescale, t_{\min} , which should be a factor of few times the time binning t_{bin} in order to have magnified counts for a few bins. Then, the average time interval from one event to another is

We show this quantity as a function of t_{\min} for different PBH masses and source sizes in Fig. 3. Again, for a smaller value of magnification factor, the finite source size effects are smaller for a fixed PBH mass. For $\bar{\mu}_T = 1.3$ and $t_{\min} = 0.3$ s, the averaged time interval is around 7 days for $M = 10^{19}$ g and 5 days for $M = 5 \times 10^{18}$ g.



Having outlined the calculations for optical depth, magnification, and event rate, we now determine the most promising lensing sources and demonstrate how effectively X-ray telescopes can search for PBH lensing events. Between the X-ray pulsars identified above, SMC X-1 has a larger luminosity of around 1.5×10^{39} erg/s [41] compared to LMC X-4’s 4×10^{38} erg/s [42]. In

addition, it is at a greater distance, giving it a larger optical depth for lensing. It also has longer total archival observations by recent X-ray telescopes. We thus focus on it for the remainder of this section.

Given the SMC X-1 source flux of ~ 0.1 cts/s/cm² for X-ray energies above a few keV, a telescope with an effective area of $\mathcal{O}(10^4 \text{ cm}^2)$ is necessary to have $\mathcal{O}(100)$ counts for the time bin size of 0.1 s to constrain the magnification factor. We now discuss telescopes that fit this criterion.

6.1 Existing data from RXTE

Among the previous and current X-ray telescopes, the Rossi X-ray Timing Explorer Proportional Counter Array (RXTE PCA) and AstroSat [43] have large enough effective areas in the energy range of interest (a total collecting area of 6500 cm²). Their effective areas are approximately flat for energies above around 4 keV and drop quickly near 2 keV and above 10 keV (80 keV) for RXTE [44] (AstroSat). In our data analysis, we will take the energy-dependent area into account when we calculate the magnification factor using (8). RXTE PCA also has more pointed exposure for SMC X-1, 12.65 days, than any other modern X-ray telescope. This exposure time is in the ballpark of the averaged time interval for the lensing events, shown in Fig. 3, which makes the observation of RXTE PCA on SMC X-1 very interesting to search for PBH dark matter.

We use the RXTE-specific tools in HEASOFT 6.25 [45, 46]³ to analyze the RXTE PCA data from the GoodXenon1 and GoodXenon2 modes. Since SMC X-1 has an intrinsic pulsation period of about 0.7 s, we apply a Fourier transformation for the extracted lightcurves and remove the peaks associated with the intrinsic frequencies. We then perform an inverse Fourier transformation to convert the data back to obtain the pulsation-free lightcurves. The resulting lightcurves are used to estimate the apparent brightness and variability of the persistent emission (no flares or eclipses). As an example, we show a portion of one observation period (observation ID P10139) in Fig. 4. For this observation with binning time $t_{\text{bin}} = 0.1$ s, the fiducial brightness is calculated to be $B_{\text{fid}} = 496$ cts/s with the standard deviation $\sigma_{B,\text{fid}} = 123$ cts/s in the persistent emission.

Using this information, we create selection criteria to search for rare lensing events while keeping minimal statistical background. We may look for some number of consecutive points N_{consec} on the lightcurve for which the count rate is greater than some number of standard deviations N_σ above the mean [47]. The number of standard deviations N_σ is chosen such that the number of expected statistical background occurrences is much smaller than one for the entire observation period. In other words, the probability for a given number of consecutive

³SEEXTRACT was used to extract events with Earth elevation angle greater than 10 degrees, pointing offset less than 0.02 degrees, and time since South Atlantic Anomaly greater than 10 minutes. All active Proportional Counter Units (PCUs) were included. Background was estimated using RUNPCABACKEST with the provided bright source background model, and the background lightcurve was subtracted from the observed lightcurve. Barycenter correction was performed with FAXBARY.

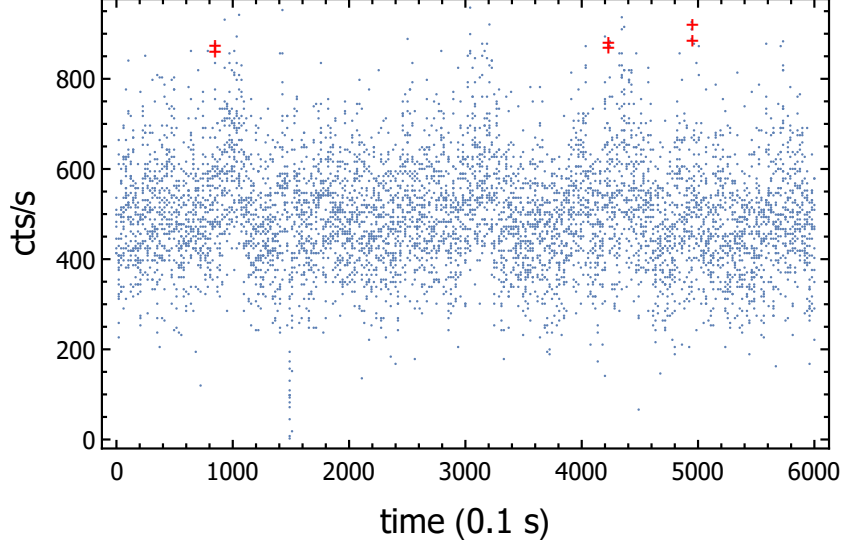


Figure 4: Example lightcurve for a 600-second portion of one observation period (observation ID P10139 with all five PCUs added) binned in 0.1 s intervals after removing the intrinsic pulsation frequency. Red crosses indicate where there are two consecutive events exceeding the mean by at least 3σ . There is no three consecutive events with 3σ deviation, which is close to the requirement for a lensing event.

bins N_{consec} to be all above a given threshold N_σ ought to obey

$$p \ll \frac{t_{\text{bin}}}{t_{\text{obs}}} = 1.16 \times 10^{-7} \times \left(\frac{10 \text{ days}}{t_{\text{obs}}} \right) \left(\frac{t_{\text{bin}}}{0.1 \text{ s}} \right), \quad (12)$$

where t_{obs} is the total observation time. For example, assuming a Gaussian distribution and all points uncorrelated, $p = [1 - \Phi(N_\sigma)]^{N_{\text{consec}}}$ where Φ is the cumulative probability function for a Gaussian with mean zero and standard deviation one; then, the probability to have three consecutive time bins with over 3σ fluctuation is 2.5×10^{-9} , while the probability for having two consecutive time bins with 4σ is 1.0×10^{-9} . If the points have additional correlations in time, one could either impose a more stringent statistical requirement or diagnose the to-be-found “interesting” events closer by examining their light curves and energy spectra. In practice, we fix $N_{\text{consec}} = 3$ ⁴ and require N_σ just large enough to saturate a factor of 1/20 times the number in the right side of Eq. (12). The actual bounds are not sensitive to the choice of factor.

With the requirement on N_σ , we can then calculate the required energy-averaged magnification factor, $\bar{\mu}_T$. For different binning time and apparent source brightness B , the required $\bar{\mu}_T$ is

$$\bar{\mu}_T = 1 + N_\sigma \times \frac{\sigma_{B,\text{fid}}/B_{\text{fid}}}{\sqrt{(B/B_{\text{fid}})(t_{\text{bin}}/t_{\text{bin,fid}})}} , \quad (13)$$

⁴We have found that looking for three consecutive anomalously high points gives slightly better results than other possibilities.

where B_{fid} is the fiducial apparent source brightness in cts/s with $\sigma_{B,\text{fid}}$ its standard deviation for a fiducial value of the binning time $t_{\text{bin},\text{fid}}$. For the fiducial values given above for the RXTE PCA data and $N_\sigma = 3$, one has $\bar{\mu}_T = 1.74$ for $t_{\text{bin}} = 0.1$ s.

With $\bar{\mu}_T$ determined, $y_T(x)$ can be computed using Eqs. (8) and (9), and the lensing event rate can be computed from Eq. (11). For each mass, the optimal value of t_{bin} is determined to maximize the lensing event rate. If no lensing candidates are found and background is assumed to be nearly zero, masses and PBH abundances for which the expected number of lensing events is ≥ 3 can be excluded at 95% CL.

For the total RXTE PCA 12.65-day exposure of SMC X-1, there are about 10 days of persistent emission. We take a count rate of 170 cts/s/pcu [48], though even higher rates have been observed [49]. We make a further simplified assumption that all 5 PCUs are active for these observations, although for many observations some of PCUs are not available. All of these assumptions are a bit optimistic. Since there is no microlensing-like event observed from our data analysis, we therefore set 95% CL constraints on the PBH parameter space in f_{PBH} and M_{PBH} in the red shaded region of Fig. 5. We also show the gamma-ray constraints from PBH evaporation in the gray shaded region [4] and the Subaru/HSC constraints from microlensing of stars in M31 in the brown shaded region [6].

For $M_{\text{PBH}} = 5 \times 10^{18}$ g, RXTE has the most stringent constraint of $f_{\text{PBH}} \lesssim 2.0$, which requires three consecutive 2.9σ time bins with $t_{\text{bin}} = 0.08$ s and has $\bar{\mu}_T = 1.6$. For small masses, the wave effect limits the maximum attainable magnification (see Fig. 1), and so the optimization procedure prefers to increase t_{bin} and reduce $\bar{\mu}_T$. Around the threshold mass of $\sim 2 \times 10^{18}$ g, the finite source size effects would become important if $\bar{\mu}_T$ were fixed (see Fig. 3). However, a smaller $\bar{\mu}_T$ from the optimization means that finite source size effects are reduced. On the other hand, for larger masses, the event passing time is long, which also leads to a smaller preferred $\bar{\mu}_T$. So, $\bar{\mu}_T$ as a function of mass has a peak value located around 10^{19} g. The increased sensitivity around $M = 5 \times 10^{19}$ g is the result of wave effects giving a relatively flat $\bar{\mu}(y)$ near the optimal $\bar{\mu}_T$, allowing y_T to be larger near this particular mass. The precise location of this dip depends on the source energy spectrum and the range of energies that are integrated.

Regarding the lower energy cutoff of $E_{\text{min}} = 2$ keV, we have tested and found that the exact choice for this value has small effects on the bounds. This is because any gain from removing the influence of wave effects at lower energy is offset by a loss in apparent source brightness, which goes as $E^{-0.93}$ before including the effective area dependence.

One may consider other existing X-ray telescope data in addition to RXTE. For example, Chandra, XMM-Newton, Suzaku, and NuSTAR all have about 2 to 5 days of SMC X-1 exposure [50]. Unfortunately, their combined exposure time is less than RXTE alone. More importantly to the present discussion, the effective area of these telescopes is smaller than RXTE when multiple PCUs are on. With smaller count rates, a higher $\bar{\mu}_T$ and thus smaller $y_T(x)$ is necessary to pick out a lensing signal from the background fluctuations, reducing the rate of detectable lensing events.

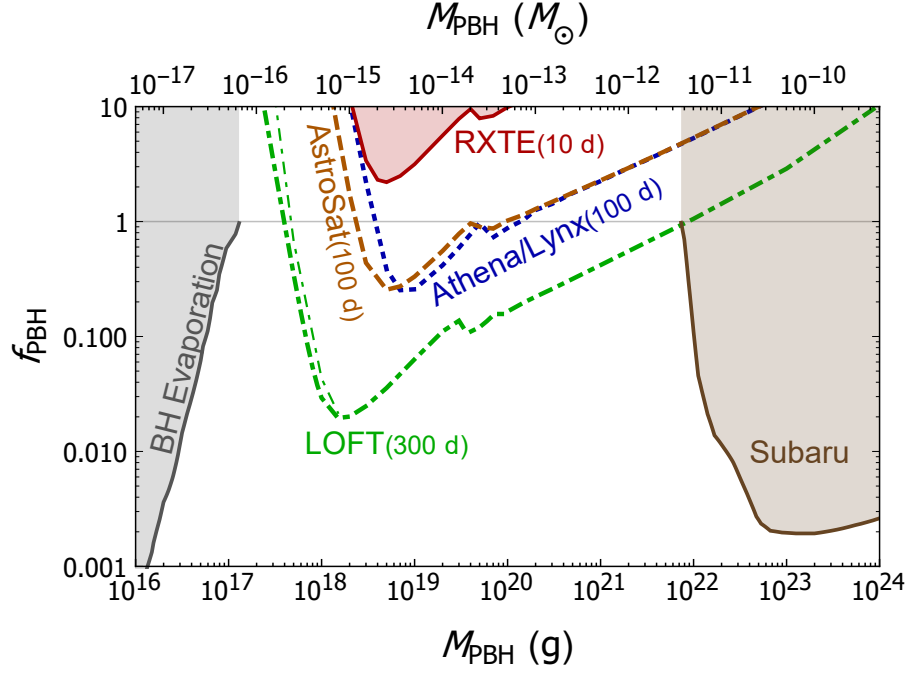


Figure 5: Constraints on the PBH dark matter fraction f_{PBH} and mass M at 95% CL using around 10 days observation of SMC X-1 by RXTE. Also shown are the projected limits from future observations of SMC X-1 by AstroSat, Athena and Lynx, and LOFT. The SMC X-1 source size with the X-ray energy above 2 keV is fixed to be 20 km for all thicker curves (the thinner green dot-dashed line for LOFT has a source size of 100 km for illustration purposes). Finite source size effects are unimportant due to the optimization of t_{bin} (see text for details). Also shown are extragalactic gamma ray bounds from BH evaporation [4] and Subaru/HSC microlensing bounds [6].

6.2 Projected sensitivity: AstroSat, Athena, Lynx, and LOFT

Although the existing data from RXTE is not sufficient to constrain PBHs as 100% of dark matter, a longer observation of this X-ray pulsar source will probe this interesting PBH mass range. RXTE ceased its science operations in 2012, but the ongoing satellite telescope AstroSat, launched in 2015, has a similar effective area to RXTE. The orange dashed line of Fig. 5 shows the projected 95% confidence level (CL) limits for 100-day observations of SMC X-1 by AstroSat, which will constrain a wide range of PHB masses from 10^{18} g to 10^{20} g. Notably, only $\mathcal{O}(10)$ days of AstroSat exposure to persistent emission are necessary to begin to constrain $f_{\text{PBH}} < 1$ when combined with existing RXTE data.

Among the future X-ray telescopes, Athena [51], Lynx [52], and LOFT [53] have larger effective areas than RXTE PCA for the interesting energy range of 2-10 keV for the source SMC X-1. Both Athena and Lynx have an effective area as large as 2 m^2 at 1 keV, while LOFT has an even larger effective area of 8.5 m^2 peaked at 8 keV [54]. Taking into account the energy-

dependent effective area, we show the projected limits for 100-day observations for both Athena and Lynx in the blue dotted line in Fig. 5, which is similar to the limits from AstroSat but with the best-sensitive point at a slightly higher mass. This is because Athena and Lynx have their effective areas peaked at a lower value of energy, which cannot probe quite as low PBH masses due to wave effects. Finally, we show the ultimate sensitivity with a 300-day exposure for an X-ray telescope with a larger effective area like LOFT in the green dot-dashed line of Fig. 5. It is interesting to note that a year-long observation of the SMC X-1 will almost cover the currently unconstrained mass gap for PBH's as an explanation for 100% dark matter.

All of these bounds exhibit a bump in sensitivity similar to RXTE's a bit below 10^{20} g due to wave effects. The limits for large masses are set by the increasing passing time, which results in a smaller rate that scales roughly as $\Gamma \propto M^{-1/2}$ [see Eq. (5)]. This effect is slightly offset by increasing t_{bin} , allowing a smaller $\bar{\mu}_T$ as mass increases.

For all the bounds in Fig. 5, the finite source size effect is not important, contributing less than a few percent correction for $R_S = 20$ km. The reason is that the value of t_{bin} has been chosen at each point to maximize the sensitivity. As a result of this, the smallest masses where bounds are possible tend to prefer larger t_{bin} and smaller $\bar{\mu}_T$. Smaller $\bar{\mu}_T$ delays the wave effect and finite source size effect from becoming relevant (see Figs. 2 and 3), which can overcome the decrease in Γ as $t_{\text{min}} \propto t_{\text{bin}}$ increases. Because this optimization can be specified *a priori*, there is no trial factor.

7 Discussion and conclusions

We note that the selection criteria as presented will pick out both gravitational lens events as well as source flares. The two can be easily distinguished. First, in the lightcurve, flares exhibit a sharp rise followed by an exponential decay, whereas lensing events are symmetric and have a distinct shape (that varies depending on how far one is into the wave-regime). Furthermore, the effects of each on the energy spectrum differs, and they can be distinguished by, *e.g.*, the hardness ratio. For larger masses with $w \gg 1$, we are in the regime of microlensing where the magnification is uniform across all energies. In the other case, we are in the femtolensing regime [7], and the calculable energy-dependent magnification will manifest in the measured spectrum.

Aside from their pulse periods, X-ray binaries exhibit other periodic fluctuations. In the case of SMC X-1, it has an orbital period of 3.89 days. During part of this period, its emissions are eclipsed by its accretion disk. Further, it exhibits a superorbital variation with period varying in the range 40 to 65 days [55, 56], during which it oscillates between high- and low-state emission. To maximize lensing bounds, future observations should focus on uneclipsed high-states.

While we have chosen SMC X-1 as one of the most promising (and at present, most observed) cases, other X-ray binaries could contribute to future lensing bounds. We have already mentioned LMC X-4 as another promising X-ray pulsar which has similar distance as SMC X-1, although it is a bit fainter. Other closer X-ray pulsars within the Milky Way disk could add further to lensing bounds, although the optical depth for lensing these sources is smaller. Fi-

nally, X-ray black holes could provide another avenue for setting bounds. The brightest and thus most promising X-ray black holes tend to be a bit heavier than X-ray pulsars (since pulsars are limited in mass by the requirement that they not gravitationally collapse). While these heavier black hole radii may be on the same order as the neutron star radii, the accretion and X-ray emission region may be larger owing to their larger mass. In addition, reprocessing dominates the black hole spectra to higher energies than for the pulsars [57]. As a result, a larger value for E_{\min} is necessary, which reduces the overall count rate. Even before this cut, the LMC and SMC black hole binaries are dimmer than SMC X-1. Nonetheless, they may prove especially useful for limiting larger-mass lenses where finite source size effects are unimportant. Better understanding and modeling of the source size and shape could improve the analysis in this paper.

Another approach to set bounds at masses nearer to the edge of the Subaru/HSC bounds is to employ sources emitting in energies between X-ray and visible, namely in the ultraviolet (UV). For example, UV stars in the M31 could be considered. However, finite source size effects must be taken into account for UV-emitters of stellar size. Indeed, finite source size effects were an important limiting factor in the Subaru/HSC study. A more detailed analysis may be worth pursuing. One could also consider other UV sources like type Ia supernovae [58] and hot white dwarfs [59]: the former also suffers the finite source size effect, and the latter can only be observed in our Milky Way galaxy and does not have enough optical depth.

In this paper, we have explored the potential for X-ray telescope observations of X-ray binary pulsars to probe lensing due to PBH DM with mass $M \in [10^{17}, 10^{22}]$ g or $[10^{-16}, 10^{-11}] M_{\odot}$, between present BH evaporation and Subaru-HSC bounds. We have identified SMC X-1 as one of the most promising candidate sources, which strikes a balance between a distant source with large optical depth and a bright source with good counting statistics. While present data are just shy of excluding PBH in this window, adding just $\mathcal{O}(10)$ days of exposure to persistent emission by the presently-operating AstroSat telescope to the existing RXTE data can already start to probe presently unbounded PBH masses. A future telescope with larger effective area like LOFT could probe nearly all of the open mass range with about one year of exposure. The microlensing study for PBH in this paper can be also applied to other macroscopic dark matter candidates like dark quark nuggets [60] or axion miniclusters or stars [61], provided they have small enough radii.

Acknowledgements

We thank Andrey Katz and Andrew Long for discussion. The work is supported by the U. S. Department of Energy under the contract DE-SC0017647 and URA Visiting Scholars Program. This work was performed at the Aspen Center for Physics, which is supported by National Science Foundation grant PHY-1066293. YB also thanks the hospitality of the particle theory group of the University of Chicago.

References

- [1] B. J. Carr and S. W. Hawking, *Black holes in the early Universe*, *Mon. Not. Roy. Astron. Soc.* **168** (1974) 399–415.
- [2] B. Carr, F. Kuhnel, and M. Sandstad, *Primordial Black Holes as Dark Matter*, *Phys. Rev.* **D94** (2016), no. 8 083504, [[arXiv:1607.06077](#)].
- [3] M. Sasaki, T. Suyama, T. Tanaka, and S. Yokoyama, *Primordial black holes-perspectives in gravitational wave astronomy*, *Class. Quant. Grav.* **35** (2018), no. 6 063001, [[arXiv:1801.05235](#)].
- [4] B. J. Carr, K. Kohri, Y. Sendouda, and J. Yokoyama, *New cosmological constraints on primordial black holes*, *Phys. Rev.* **D81** (2010) 104019, [[arXiv:0912.5297](#)].
- [5] B. Paczynski, *Gravitational microlensing by the galactic halo*, *Astrophys. J.* **304** (1986) 1–5.
- [6] H. Niikura, M. Takada, N. Yasuda, R. H. Lupton, T. Sumi, S. More, A. More, M. Oguri, and M. Chiba, *Microlensing constraints on primordial black holes with the Subaru/HSC Andromeda observation*, [arXiv:1701.02151](#).
- [7] A. Gould, *Femtolensing of gamma-ray bursters*, *Astrophysical Journal Letters* **386** (Feb., 1992) L5–L7.
- [8] A. Barnacka, J. F. Glicenstein, and R. Moderski, *New constraints on primordial black holes abundance from femtolensing of gamma-ray bursts*, *Phys. Rev.* **D86** (2012) 043001, [[arXiv:1204.2056](#)].
- [9] H. J. Witt and S. Mao, *Can lensed stars be regarded as pointlike for microlensing by MACHOs?*, *Astrophys. J.* **430** (Aug., 1994) 505–510.
- [10] A. Katz, J. Kopp, S. Sibiryakov, and W. Xue, *Femtolensing by Dark Matter Revisited*, [arXiv:1807.11495](#).
- [11] F. Capela, M. Pshirkov, and P. Tinyakov, *Constraints on primordial black holes as dark matter candidates from capture by neutron stars*, *Phys. Rev.* **D87** (2013), no. 12 123524, [[arXiv:1301.4984](#)].
- [12] P. W. Graham, S. Rajendran, and J. Varela, *Dark Matter Triggers of Supernovae*, *Phys. Rev.* **D92** (2015), no. 6 063007, [[arXiv:1505.04444](#)].
- [13] C. Conroy, A. Loeb, and D. Spergel, *Evidence Against Dark Matter Halos Surrounding the Globular Clusters MGC1 and NGC 2419*, *Astrophys. J.* **741** (2011) 72, [[arXiv:1010.5783](#)].
- [14] R. Ibata, C. Nipoti, A. Sollima, M. Bellazzini, S. Chapman, and E. Dalessandro, *Do globular clusters possess Dark Matter halos? A case study in NGC 2419*, *Mon. Not. Roy. Astron. Soc.* **428** (2013) 3648, [[arXiv:1210.7787](#)].
- [15] S. Naoz and R. Narayan, *Globular Clusters and Dark Satellite Galaxies through the Stream Velocity*, *Astrophys. J.* **791** (2014) L8, [[arXiv:1407.3795](#)].
- [16] C. Popa, S. Naoz, F. Marinacci, and M. Vogelsberger, *Gas rich and gas poor structures*

- through the stream velocity effect, *Mon. Not. Roy. Astron. Soc.* **460** (2016), no. 2 1625–1639, [[arXiv:1512.06862](#)].
- [17] **Macho** Collaboration, R. A. Allsman et al., *MACHO project limits on black hole dark matter in the 1-30 solar mass range*, *Astrophys. J.* **550** (2001) L169, [[astro-ph/0011506](#)].
 - [18] **EROS-2** Collaboration, P. Tisserand et al., *Limits on the Macho Content of the Galactic Halo from the EROS-2 Survey of the Magellanic Clouds*, *Astron. Astrophys.* **469** (2007) 387–404, [[astro-ph/0607207](#)].
 - [19] L. Wyrzykowski et al., *The OGLE View of Microlensing towards the Magellanic Clouds. IV. OGLE-III SMC Data and Final Conclusions on MACHOs*, *Mon. Not. Roy. Astron. Soc.* **416** (2011) 2949, [[arXiv:1106.2925](#)].
 - [20] K. Griest, A. M. Cieplak, and M. J. Lehner, *Experimental Limits on Primordial Black Hole Dark Matter from the First 2 yr of Kepler Data*, *Astrophys. J.* **786** (2014), no. 2 158, [[arXiv:1307.5798](#)].
 - [21] M. Oguri, J. M. Diego, N. Kaiser, P. L. Kelly, and T. Broadhurst, *Understanding caustic crossings in giant arcs: characteristic scales, event rates, and constraints on compact dark matter*, *Phys. Rev.* **D97** (2018), no. 2 023518, [[arXiv:1710.00148](#)].
 - [22] E. Mediavilla, J. Jimnez-Vicente, J. A. Muoz, H. Vives-Arias, and J. Caldern-Infante, *Limits on the Mass and Abundance of Primordial Black Holes from Quasar Gravitational Microlensing*, *Astrophys. J.* **836** (2017), no. 2 L18, [[arXiv:1702.00947](#)].
 - [23] C. M. Zhang, J. Wang, Y. H. Zhao, H. X. Yin, L. M. Song, D. P. Menezes, D. T. Wickramasinghe, L. Ferrario, and P. Chardonnet, *Study of measured pulsar masses and their possible conclusions*, *Astron. Astrophys.* **527** (2011) A83, [[arXiv:1010.5429](#)].
 - [24] J. Casares, P. G. Jonker, and G. Israelian, *X-ray Binaries*, [[arXiv:1701.07450](#)].
 - [25] N. I. Shakura and R. A. Sunyaev, *Black holes in binary systems. Observational appearance*, *Astron. Astrophys.* **24** (1973) 337–355.
 - [26] S. A. Rappaport, J. M. Fregeau, and H. Spruit, *Accretion onto fast x-ray pulsars*, *Astrophys. J.* **606** (2004) 436–443, [[astro-ph/0310224](#)].
 - [27] R. C. Hickox, R. Narayan, and T. R. Kallman, *Origin of the soft excess in x-ray pulsars*, *Astrophys. J.* **614** (2004) 881–896, [[astro-ph/0407115](#)].
 - [28] R. C. Hickox and S. D. Vrtilek, *Pulse-phase spectroscopy of SMC X-1 with Chandra and XMM-Newton: Reprocessing by a precessing disk?*, *Astrophys. J.* **633** (2005) 1064–1075, [[astro-ph/0506438](#)].
 - [29] L.-W. Hung, R. C. Hickox, B. Boroson, and S. D. Vrtilek, *Suzaku X-ray Spectra and Pulse Profile Variations during the Superorbital Cycle of LMC X-4*, *Astrophys. J.* **720** (2010) 1202–1214, [[arXiv:1007.3280](#)].
 - [30] A. W. Graham, D. Merritt, B. Moore, J. Diemand, and B. Terzic, *Empirical Models for Dark Matter Halos. II. Inner profile slopes, dynamical profiles, and ρ/σ^3* , *Astron. J.* **132** (2006) 2701–2710, [[astro-ph/0608613](#)].
 - [31] R. W. Hilditch, I. D. Howarth, and T. J. Harries, *Forty eclipsing binaries in the Small*

- Magellanic Cloud: Fundamental parameters and cloud distance*, *Mon. Not. Roy. Astron. Soc.* **357** (2005) 304–324, [[astro-ph/0411672](#)].
- [32] S. C. Keller and P. R. Wood, *Bump cepheids in the magellanic clouds: metallicities, the distances to the lmc and smc, and the pulsation-evolution mass discrepancy*, *Astrophys. J.* **642** (2006) 834–841, [[astro-ph/0601225](#)].
- [33] <http://simbad.u-strasbg.fr/simbad/sim-id?Ident=LMC%20X-4>.
- [34] https://www.sternwarte.uni-erlangen.de/wiki/index.php/List_of_accreting_X-ray_pulsars.
- [35] F. Nesti and P. Salucci, *The Dark Matter halo of the Milky Way, AD 2013*, *JCAP* **1307** (2013) 016, [[arXiv:1304.5127](#)].
- [36] N. Matsunaga and K. Yamamoto, *The finite source size effect and the wave optics in gravitational lensing*, *JCAP* **0601** (2006) 023, [[astro-ph/0601701](#)].
- [37] J. Neilsen, R. C. Hickox, and S. D. Vrtilek, *Phase variation in the pulse profile of SMC X-1*, *Astrophys. J.* **616** (2004) L135–L138, [[astro-ph/0410495](#)].
- [38] K. Z. Stanek, B. Paczynski, and J. Goodman, *Features in the spectra of gamma-ray bursts*, *Astrophysical Journal Letters* **413** (Aug., 1993) L7–L10.
- [39] K. Griest, C. Alcock, T. S. Axelrod, D. P. Bennett, K. H. Cook, K. C. Freeman, H.-S. Park, S. Perlmutter, B. A. Peterson, P. J. Quinn, A. W. Rodgers, C. W. Stubbs, and M. Collaboration, *Gravitational microlensing as a method of detecting disk dark matter and faint disk stars*, *Astrophysical Journal Letters* **372** (May, 1991) L79–L82.
- [40] D. R. Cole and J. Binney, *A centrally heated dark halo for our galaxy*, *Monthly Notices of the Royal Astronomical Society* **465** (2017), no. 1 798–810.
- [41] M. J. Coe, S. J. B. Burnell, A. R. Engel, A. J. Evans, and J. J. Quenby, *The x-ray spectrum of smc x-1 observed from the ariel v satellite*, *Monthly Notices of the Royal Astronomical Society* **197** (1981), no. 2 247–251.
- [42] A. Levine, S. Rappaport, A. Putney, R. Corbet, and F. Nagase, *LMC X-4 - GINGA observations and search for orbital period changes*, *Astrophys. J.* **381** (Nov., 1991) 101–109.
- [43] K. P. Singh, S. N. Tandon, P. C. Agrawal, and et. al., *Astrosat mission*, *Proc.SPIE* **9144** (2014) 9144–9144–15.
- [44] https://heasarc.gsfc.nasa.gov/docs/xte/RXTE_tech_append.pdf.
- [45] https://heasarc.gsfc.nasa.gov/docs/xte/xhp_proc_analysis.html.
- [46] <https://heasarc.gsfc.nasa.gov/docs/software/lheasoft/>.
- [47] K. Griest, M. J. Lehner, A. M. Cieplak, and B. Jain, *Microlensing of Kepler Stars as a Method of Detecting Primordial Black Hole Dark Matter*, *Phys. Rev. Lett.* **107** (2011) 231101, [[arXiv:1109.4975](#)].
- [48] H. Raichur and B. Paul, *Effect of pulse profile variations on measurement of eccentricity in orbits of Cen X-3 and SMC X-1*, *Mon. Not. Roy. Astron. Soc.* **401** (2010) 1532, [[arXiv:0909.4271](#)].

- [49] B. Rai, P. Pradhan, and B. C. Paul, *A report on the type II X-ray burst from SMC X-1*, [arXiv:1806.03244](#).
- [50] <https://heasarc.gsfc.nasa.gov/cgi-bin/W3Browse/w3browse.pl>.
- [51] X. Barcons, K. Nandra, D. Barret, J.-W. den Herder, A. C. Fabian, L. Piro, M. G. Watson, and the Athena team, *Athena: the x-ray observatory to study the hot and energetic universe*, *Journal of Physics: Conference Series* **610** (2015), no. 1 012008.
- [52] **Lynx Team** Collaboration, *The Lynx Mission Concept Study Interim Report*, [arXiv:1809.09642](#).
- [53] **LOFT** Collaboration, M. Feroci et al., *The Large Observatory for X-ray Timing (LOFT)*, *Exper. Astron.* **34** (2012) 415, [[arXiv:1107.0436](#)].
- [54] **LOFT** Collaboration, A. Vacchi, *The LOFT mission concept*, *Nucl. Part. Phys. Proc.* **297-299** (2018) 194–206.
- [55] C.-P. Hu, Y. Chou, T.-C. Yang, and Y.-H. Su, *Superorbital Phase-Resolved Analysis of SMC X-1*, *Astrophys. J.* **773** (2013) 58, [[arXiv:1306.5819](#)].
- [56] S. Trowbridge, M. A. Nowak, and J. Wilms, *Tracking the Orbital and Super-orbital Periods of SMC X-1*, *Astrophys. J.* **670** (2007) 624, [[arXiv:0708.0038](#)].
- [57] M. A. Nowak, J. Wilms, W. A. Heindl, K. Pottschmidt, J. B. Dove, and M. C. Begelman, *A good long look at the black hole candidates lmc x-1 and lmc x-3*, *Mon. Not. Roy. Astron. Soc.* **320** (2001) 316, [[astro-ph/0005487](#)].
- [58] R. J. Foley et al., *Ultraviolet Diversity of Type Ia Supernovae*, *Mon. Not. Roy. Astron. Soc.* **461** (2016), no. 2 1308–1316, [[arXiv:1604.01021](#)].
- [59] Werner, K. and Rauch, T., *Analysis of hst/cos spectra of the bare c-o stellar core h1504+65 and a high-velocity twin in the galactic halo*, *Astronomy and astrophysics* **584** (2015) A19.
- [60] Y. Bai, A. J. Long, and S. Lu, *Dark Quark Nuggets*, [arXiv:1810.04360](#).
- [61] E. W. Kolb and I. I. Tkachev, *Axion miniclusters and Bose stars*, *Phys. Rev. Lett.* **71** (1993) 3051–3054, [[hep-ph/9303313](#)].