

Kinematic and statistical inconsistencies of Hořava-Lifshitz cosmology

Orlando Luongo*

Istituto Nazionale di Fisica Nucleare, Laboratori Nazionali di Frascati, 00044 Frascati, Italy
School of Science and Technology, University of Camerino, I-62032, Camerino, Italy and
Instituto de Ciencias Nucleares, Universidad Nacional Autónoma de México, AP 70543, México DF 04510, Mexico

Marco Muccino†

Istituto Nazionale di Fisica Nucleare, Laboratori Nazionali di Frascati, 00044 Frascati, Italy

Hernando Quevedo‡

Instituto de Ciencias Nucleares, Universidad Nacional Autónoma de México, AP 70543, Ciudad de México 04510, Mexico
Dipartimento di Fisica and ICRA, Università di Roma "Sapienza", P.le Aldo Moro 5, I-00185, Roma, Italy and
Institute of Experimental and Theoretical Physics,
Al-Farabi Kazakh National University, Almaty 050040, Kazakhstan

(Dated: November 14, 2018)

We investigate the validity of a *minimal* cosmological model derived from the renormalizable Hořava action at low redshift scales by using different cosmological and statistical tests. Assuming pure attractive gravity, i.e., $\lambda > 1/3$ in the Hořava action, we compare the Union 2.1 supernova type Ia data with the kinematics following from a model-independent approach. The two approaches, although compatible, lead to explicit cosmographic constraints on the free parameters of the Hořava action, which turn out to be in strong disagreement with the Λ CDM, w CDM and Chevallier-Polarski-Linder scenarios. To show this, we use standard diagnostic tools of regression models, namely the Akaike and the Bayesian Information Criteria. Using such model-independent statistical methods, we show that Hořava-Lifshitz cosmology differs from the standard dark energy scenarios, *independently* of the number of free parameters involved in the model. Since this result is valid at small redshift domains, it indicates the presence of inconsistencies in the minimal version of Hořava-Lifshitz cosmology even at the level of background cosmology.

PACS numbers: 98.80.-k, 98.80.Jk, 98.80.Es

I. INTRODUCTION

Even though general relativity (GR) and quantum mechanics are considered cornerstones of modern physics, all the attempts to formulate a *unified theory* of quantum gravity have been so far unsuccessful [1]. Interesting technical results have been obtained in different approaches [2], albeit the physical problem remains still open due, in part, to the fact that GR is non-renormalizable in the ultraviolet (UV) regime [3]. Recently, Hořava [4] proposed a model that partly solves the problem at the UV limit. The model is renormalizable [5] and non-relativistic in the UV regime. Further, it reduces to Einstein's GR with a non-vanishing cosmological constant at the infrared (IR) limit. In the Hořava picture, space and time show up with different scalings at the UV fixed point, i.e., $x^i \rightarrow lx^i$, $t \rightarrow l^z t$, with z representing the scaling exponent. This model is now commonly known as *Hořava-Lifshitz* (HL) theory [6] and turns out to be renormalizable for $z = 3$. The original model had the complication that the Schwarzschild-AdS black hole solution was not recovered at the IR limit [7]. This caveat was healed by

introducing an additional parameter, which modifies the IR behavior [8, 9] and leads to the generalized Hořava action:

$$S_g = \int \left[\frac{2}{\kappa^2} (K_{ij}K^{ij} - \lambda K^2) - \frac{\kappa^2}{2\nu^4} C_{ij}C^{ij} + \frac{\kappa^2 \mu}{2\nu^2} \epsilon^{ijk} R_{i\ell} \nabla_j R^\ell_k - \frac{\kappa^2 \mu^2}{8} R_{ij}R^{ij} + \frac{\kappa^2 \mu^2}{8(3\lambda - 1)} \left(\frac{4\lambda - 1}{4} R^2 - \Lambda_W R + 3\Lambda_W^2 \right) + \frac{\kappa^2 \mu^2 \omega}{8(3\lambda - 1)} R \right] N \sqrt{g} d^4x, \quad (1)$$

where

$$K_{ij} = \frac{1}{2N} (\dot{g}_{ij} - \nabla_i N_j - \nabla_j N_i), \quad (2)$$

$$C^{ij} = \epsilon^{ikl} \nabla_k \left(R_l^j - \frac{1}{4} R \delta_l^j \right), \quad (3)$$

are the extrinsic curvature and the Cotton tensor respectively, The dot “ $\dot{}$ ” represents the derivative with respect to the time coordinate, and R is the scalar curvature. Further, N and N_i are the lapse and shift in the 3+1 decomposition, i.e. $ds^2 = -N^2 c^2 dt^2 + g_{ij}(dx^i + N^i dt)(dx^j + N^j dt)$.

Although appealing, the HL model presents a statistical drawback, i.e., it depends upon six parameters: κ , λ , μ ,

* orlando.luongo@lnf.infn.it

† marco.muccino@lnf.infn.it

‡ quevedo@nucleares.unam.mx

ν , Λ_W and ω , which are not completely free. In fact, they determine the speed of light c , the gravitational constant G and the cosmological constant Λ by means of the relations [10]:

$$c^2 = \frac{\kappa^4 \mu^2 |\Lambda_W|}{8(3\lambda - 1)^2}, \quad G = \frac{\kappa^2 c^2}{16\pi(3\lambda - 1)}, \quad \Lambda_W = \frac{2}{3}\Lambda. \quad (4)$$

Notice that our notation is different from the original one used by Hořava [4]

- $G_{here} = G_{Horava}/c^3$,
- $\Lambda_{here} = \Lambda_{Horava}$,

so that dimensionally $[G] = L^3/MT^2$, $[c] = L/T$, and $[\Lambda] = [\Lambda_W] = 1/L^2$. In addition,

- $\lambda < 1/3$ implies the presence of repulsive gravitational effects, and
- $\lambda > 1/3$ leads to attractive gravity.

To be in agreement with observations, we limit ourselves to the second case. Consequently, the HL model reduces its complexity as it possesses only three free parameters, which must be chosen in accordance with observations. In the case of cosmology, for instance, the three free parameters make the HL model comparable with the Chevallier-Polarski-Linder (CPL) model [11].

The main purpose of this paper is to revise the HL cosmology by using cosmic kinematics and statistical tests, i.e., selection criteria for the free constants entering the HL model in a homogeneous and isotropic background. We test the corresponding modified Friedmann equations by using cosmography, which consists in a model-independent kinematical procedure acting on the Taylor series of the luminosity distance at $z \ll 1$. We compare these results with cosmological limits on the free parameters of HL cosmology, considering the conditions valid at the IR limit. We thus explore the behavior of the HL model at low redshift scales by comparing it with a few cosmological models, namely, the standard Λ CDM paradigm, and the ω CDM and CPL scenarios. By using cosmography and statistics, we will find inconsistencies of the HL model with respect to the standard cosmological model.

The article is divided as follows. In Sec. II, we provide a short overview of the main features of HL cosmology. We also present the modified Friedmann equations and the evolution equation for the Hubble rate. In Sec. III, we explore the simple case of a dust-dominated universe and present explicit solutions for the scale factor and the Hubble parameter. These solutions are used to compare the HL model with cosmic data, in particular, with the Union 2.1 data survey of type Ia supernovae. In Sec. IV, we consider the cosmographic representation of HL cosmology and find the corresponding bounds determined by kinematics. We use the value of the cosmographic parameters to find bounds on the free parameters of the

HL model. In Sec. V, we employ both cosmological and kinematic tests determined in the previous sections, to establish two statistic information criteria. Finally, in Sec. VI, we point out the inconsistencies of the HL model at the level of background cosmology.

II. BRIEF OVERVIEW OF HOŘAVA-LIFSHITZ COSMOLOGY

Several possibilities are available to describe the homogeneous and isotropic universe in the framework of HL gravity. Here, we start from the Friedmann-Lemaître-Robertson-Walker (FLRW) metric and replace it in Eq.(1) to obtain a reduced action from which the corresponding field equations can be obtained. First, we notice that the free parameters entering the HL model should respect all the current bounds at local and cosmic scales. In particular, for the set of parameters κ , λ , μ , and $|\Lambda_W|$, we get from Eq.(4) that $\kappa^2 = 16\pi(3\lambda - 1)G/c^2$ and $|\Lambda_W|\mu^2 = c^6/(32\pi^2 G^2)$. Then, by using the most recent values $G = 6.67 \times 10^{-11} \text{ N m}^2\text{kg}^{-2}$ and $c = 299792458 \text{ m/s}$ from [12], we infer that

$$\kappa = 1.93\sqrt{3\lambda - 1} \times 10^{-13} (\text{m kg}^{-1})^{\frac{1}{2}}, \quad (5)$$

$$|\Lambda_W|\mu^2 = 5.16 \times 10^{68} (\text{kg s}^{-1})^2. \quad (6)$$

Eqs. (5) and (6) represent the numerical bounds for the HL model to be compatible with Einstein's gravity in the corresponding limit [13–16]

To compute the modified Friedmann equations in the HL framework, we are forced to perform the analytic continuation $\mu^2 \rightarrow -\mu^2$ in the original action, so that the upper (lower) sign corresponds to the AdS, $\Lambda_W < 0$, (dS, $\Lambda_W > 0$) case. We find that the case $\Lambda_W > 0$ is the only one to be favored by local scale limits, exhibiting an extra fine-tuning in the HL scenario.

Under the hypothesis of a perfect-fluid source with energy density and pressure ρ and $p = w\rho$, respectively, we get the modified Friedmann equations [10]:

$$\frac{\dot{a}^2}{a^2} = b_1 \left\{ \rho \pm b_2 \left[-\Lambda_W^2 + \frac{2k(\Lambda_W - \omega)}{r_0^2 a^2} - \frac{k^2}{r_0^4 a^4} \right] \right\}, \quad (7)$$

$$\frac{\ddot{a}}{a} = b_1 \left[-\frac{1}{2}(\rho + 3p) \pm b_2 \left(-\Lambda_W^2 + \frac{k^2}{r_0^4 a^4} \right) \right],$$

with $b_1 = \kappa^2/[6(3\lambda - 1)]$ and $b_2 = 3\kappa^2\mu^2/[8(3\lambda - 1)]$. We see that the free parameter ν does not appear in the field equations of the FLRW model. Thus, any cosmological test by itself is not enough to completely fix the freedom of the parameters, entering the generalized Hořava action (1).

The corresponding differential equation, obtained by combining the above two expressions, can be recast as

$$\dot{H} + \frac{3}{2}(1+w)H^2 - \frac{\Lambda}{2}(1+w)c^2 + \frac{\Lambda kc^2}{3\Lambda_W^2 r_0^2 a^2} \left[(1+3w)(\Lambda_W - \omega) + \frac{k}{2r_0^2 a^2} (1-3w) \right] = 0, \quad (8)$$

which, in turn, can be rewritten in terms of the more

convenient redshift variable z as:

$$(1+z) \frac{dH^2}{dz} - 3(1+w)H^2 + \Lambda(1+w)c^2 - \frac{\Lambda kc^2}{3\Lambda_W^2 r_0^2} \left[(1+3w)(\Lambda_W - \omega)(1+z)^2 + \frac{k}{2r_0^2} (1-3w)(1+z)^4 \right] = 0. \quad (9)$$

Here we defined the Hubble rate $H \equiv \dot{a}/a$, the redshift $a = (1+z)^{-1}$, and $|\Lambda| = 3\mu^2 \kappa^4 \Lambda_W^2 / 16c^2 (3\lambda - 1)^2$.

A direct comparison with Einstein's theory shows that the term proportional to a^{-4} represents the contribution from higher-derivative terms present in the generalized HL model, giving a correction to the pure radiation case. This term vanishes for $k = 0$ or $w = 1/3$. Consequently, in the case of a flat universe (with arbitrary equation of state) and a radiation dominated universe only (with arbitrary spatial curvature), it is not possible to differentiate the HL model from Einstein's gravity. For our purpose, we limit our attention to the lowest redshift regime, corresponding to our observable universe, neglect the contribution due to radiation, and assume a non-flat universe. Therefore, to complete this scheme, it is necessary to characterize the typology of fluid to be accounted in the HL cosmology. In what follows, we will consider the case of dust, which is the simplest case of a matter term with an equation of state (EoS) of the form $p = 0$ ($w = 0$).

III. NUMERICAL BOUNDS FOR THE DUST-LIKE CASE

In the framework of HL gravity, the fluid driving the observed speed up is contained *inside* the model. This means that the simplest scenario to be considered in connection with Eq. (9) consists of pressureless matter¹. To this end, one makes use of cold dark matter and baryons, which do not contribute to accelerate the universe today, leaving Λ_W alone to be responsible for the observed dynamics. Moreover, we found previously the Hořava corrections to the Friedmann equations, showing that they become relevant for different regimes. For example, at the low redshift regime, the term ω does not contribute so that it is difficult to bound it in a FLRW universe. In order to fix the constraints by using cosmography, one of the first steps consists in finding the function $H(z)$ by solving the differential equation (9). Thence, by assum-

ing a constant barotropic factor w for a given cosmological fluid, $H(z)$ can be written as

$$E^2(z) = \sum_i \Omega_i (1+z)^{3(1+w_i)} + \Omega_k \left(1 - \frac{\Omega_\omega}{\Omega_\Lambda} \right) (1+z)^2 + \Omega_r^* (1+z)^4 + \Omega_\Lambda, \quad (10)$$

where $E^2(z) = H^2/H_0^2$ and $|\Omega_\omega| \equiv \omega c^2 / (2H_0^2)$. Note that the main difference with respect to Λ CDM is the correction $(1 - \Omega_\omega/\Omega_\Lambda)$. In addition, the sum over all the possible contributions shows that, when w_i is due to radiation, we can replace the radiation counterpart by $\Omega_r^* \equiv \Omega_k^2 / (4\Omega_\Lambda) + \Omega_r$.

As a particular case, the Friedmann equations in Einstein's theory predict $\dot{H} + 3/2(1+w)H^2 - \Lambda/2(1+w)c^2 = 0$ for a flat universe. The consequences of the special cases $k = 0$ or $w = 1/3$ are analyzed by using the well-known standard solutions of Λ CDM

$$a(t) = a_0 \left[F \left(\frac{c\sqrt{3\Lambda}}{2} (1+w)t + t_i \right) \right]^{\frac{2}{3(1+w)}}, \quad (11)$$

where $F(x) = \sinh(x)$ if $\Lambda > 0$ and $F(x) = \sin(x)$ if $\Lambda < 0$. In our case, $\Lambda_W > 0$ implying that $\Lambda > 0$, so that:

$$H(t) = c\sqrt{\frac{\Lambda}{3}} \coth \left[\frac{c\sqrt{3\Lambda}}{2} (1+w)t + t_i \right]. \quad (12)$$

For $w = 0$, we can rewrite Eq. (10) as

$$E^2(z) = \Omega_m (1+z)^3 + \Omega_k \left(1 - \frac{\Omega_\omega}{\Omega_\Lambda} \right) (1+z)^2 + \Omega_r^* (1+z)^4 + \Omega_\Lambda, \quad (13)$$

which under the assumption that $E(0) = 1$ implies the constraint

$$\Omega_m + \Omega_\Lambda + \Omega_k \left(1 - \frac{\Omega_\omega}{\Omega_\Lambda} \right) + \frac{\Omega_k^2}{4\Omega_\Lambda} + \Omega_r = 1. \quad (14)$$

We can now perform the cosmological test, taking into account the above results. Numerical priors of compatibility for Ω_Λ , Ω_{Λ_W} , and μ can be obtained by compar-

¹ For a different perspective on matter with pressure, see [17].

Parameter	CMB	SNIa
Ω_Λ	0.6889 ± 0.0056	0.729 ± 0.012
Ω_{Λ_W}	0.4593 ± 0.0037	0.486 ± 0.008
$\mu/(10^{60} \text{ kg m s}^{-1})$	2.646 ± 0.027	2.376 ± 0.069

TABLE I. Numerical priors obtained from $\Omega_{\Lambda_W} = 2\Omega_\Lambda/3$ with the values of H_0 from CMB [18] and SNe Ia data [19].

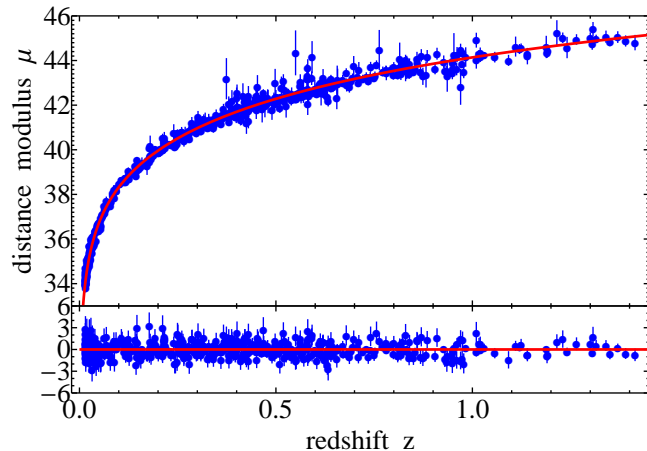


FIG. 1. The SNIa distance moduli μ_{SN} distribution with the redshift z and their corresponding errors $\sigma\mu_{\text{SN}}$. The superposed red line is obtained by using the fiducial values $H_0 = 70 \text{ km s}^{-1}\text{Mpc}^{-1}$, $\Omega_m = 0.27$ and $\Omega_\Lambda = 0.73$.

ing the results of Ref. [18] and Ref. [19].² This comparison is necessary in view of the recent $3.4\text{-}\sigma$ tension arisen between the value of the Hubble constant $H_0 = (67.66 \pm 0.42) \text{ km s}^{-1}\text{Mpc}^{-1}$, inferred from the Cosmic Microwave Background (CMB) power spectra [18], and the value of $H_0 = (73.24 \pm 1.74) \text{ km s}^{-1}\text{Mpc}^{-1}$ inferred from new, near-infrared observations of Cepheid variables in 11 host galaxies of recent type Ia supernovae (SNe Ia) [19]. The priors are summarized in Tab. III.

We now constrain the model parameters by fitting the observational SNe Ia data from the most recent Union 2.1 compilation [20]. Since SNe Ia can be considered as standard candles, they play the role of distance indicators. The corresponding luminosity distance

$$d_L(z) = \frac{c}{H_0}(1+z) \int_0^z \frac{dz'}{E(z')} \quad (15)$$

contains information on the cosmological parameters and can be expressed through the distance modulus μ_{SN}

$$\mu_{\text{SN}} = 25 + 5 \log_{10} \left(\frac{d_L}{\text{Mpc}} \right), \quad (16)$$

² Ref. [19] gets only H_0 . For the other cosmological parameters, we considered the values obtained from the analysis of Type Ia supernovae, i.e., $\Omega_m = 0.271 \pm 0.012$ and $\Omega_\Lambda = 0.729 \pm 0.012$ [20].

Best-fit parameters ($\chi^2/\text{DOF} = 562.23/576$)			
Ω_m	Ω_Λ	Ω_k	Ω_ω
0.285 ± 0.094	0.729 ± 0.042	-0.02 ± 0.12	0.08 ± 3.68
Derived quantities			
Ω_0	Ω_{Λ_ω}	$\mu/(10^{60} \text{ kg m s}^{-1})$	$\omega/(10^{-54} \text{ m}^{-2})$
1.01 ± 0.10	0.486 ± 0.028	2.488 ± 0.072	9.0 ± 422.0

TABLE II. Top part: Best-fit values of Ω_m , Ω_Λ , Ω_k , and Ω_ω for Hořava model and the value of the χ^2 statistic test over the number of degrees of freedom (DOF). Bottom part: Summary of the quantities derived from the above best-fit parameters, i.e., the total density Ω_0 , Ω_{Λ_W} , μ , and ω .

with the error $\sigma\mu_{\text{SN}}$ including the SNe Ia systematics. To constrain the free parameters of the model, one has to compare the observed μ_{SN} from SNe Ia (see Fig. 1) with the ones within the proposed model. This can be done through the χ -square statistic

$$\chi^2 = \sum_{i=1}^N \frac{(\mu_{\text{SN},i}^{\text{theo}} - \mu_{\text{SN},i}^{\text{obs}})^2}{\sigma\mu_{\text{SN},i}^2}. \quad (17)$$

The best-fit parameters for the Hořava model, which minimize the quantity χ^2 , are summarized in Tab. III and the corresponding contour plots are shown in Fig. 2.³

In the next section, we discuss the role of cosmography as a tool to determine if the results of Tab. III are in agreement with the kinematics predicted by the HL model.

IV. KINEMATICS OF HOŘAVA-LIFSHITZ COSMOLOGY

All cosmic tests are commonly based on assuming that the underlying model represents the best suit to fit cosmic data surveys. This caveat introduces some sort of model-dependence in the fitting procedure [21–23]. It is therefore relevant to use *model-independent* treatments to establish the paradigms, which better work among the wide number of possibilities [24].

Cosmography is part of the set of model-independent procedures, which infer kinematical parameters from a direct fit of the Taylor series of the luminosity distance⁴. The advantage of this procedure is that it uses a very few assumptions. In particular, considering homogeneity and isotropy, one can expand the luminosity distance d_L and measure the coefficients entering the expansion [26–30]. In particular, up to the fourth order in z we have

$$d_L(z) = d_H z [1 + c_1 z + c_2 z^2 + c_3 z^3 + \mathcal{O}(z^4)], \quad (18)$$

³ In all fits, the Hubble constant has been initially set free. However, for all the models explored in this work, it has always been assumed that $H_0 = 70 \text{ km s}^{-1}\text{Mpc}^{-1}$.

⁴ See [25] for applications of cosmography in background cosmology.

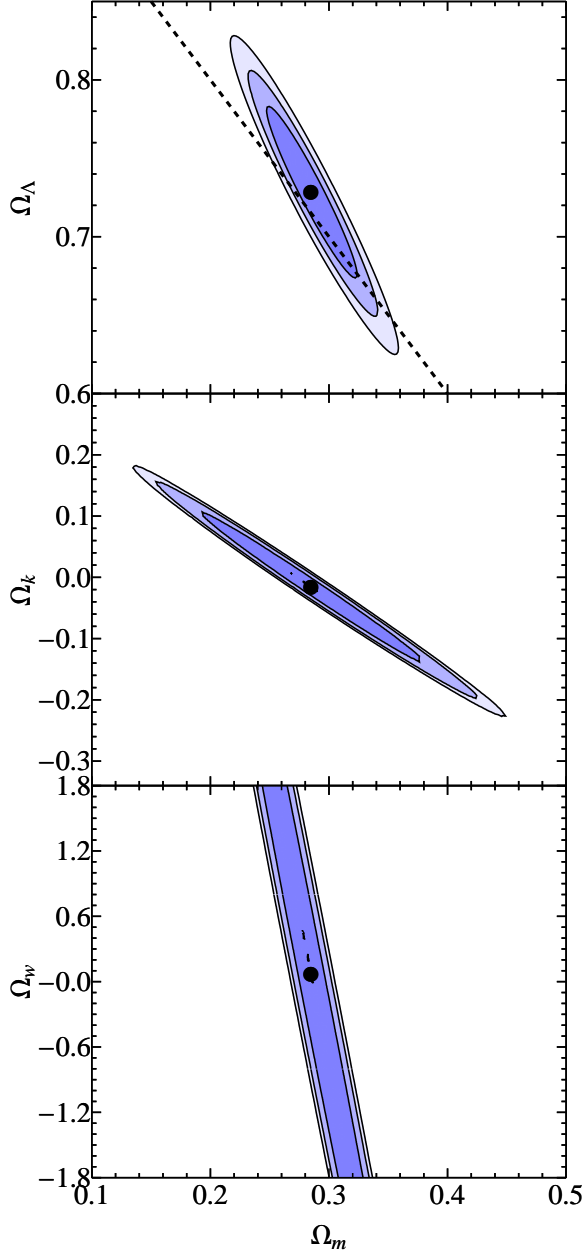


FIG. 2. Ω_Λ - Ω_m (top panel), Ω_k - Ω_m (middle panel), and Ω_w - Ω_m (bottom panel) contours of Hořava model. The black dots mark the best-fit values and the blue shaded areas show the 1, 2, and 3- σ confidence regions (from the darker to the lighter). The dashed line in the top panel marks the allowed values of Ω_Λ and Ω_m for a flat universe.

where $d_H \equiv c/H_0$ and

$$c_1 = \frac{1}{2}(1 - q_0) \quad , \quad c_2 = -\frac{1}{6}(2c_1 - 3q_0^2 + j_0 + \Omega_k) \quad ,$$

$$c_3 = -\frac{1}{24}[(30c_2 + 10c_1 - \Omega_k)(1 + q_0) + 4(\Omega_k - c_1) - s_0] \quad .$$

Once the expansion for d_L is evaluated, similar expansions can be evaluated for the scale factor $a(t)$, the pres-

sure, the density and so on. The numerical coefficients of the Taylor expansion are related to the deceleration parameter q_0 , the jerk parameter j_0 (the variation of the acceleration), and the snap parameter s_0 (the rate of variation of the acceleration). These parameters fully characterize the universe kinematics and are related to the free parameters of a given model through their definitions:

$$q(t) = -\frac{\dot{H}}{H^2} - 1 \quad ,$$

$$j(t) = \frac{\ddot{H}}{H^3} - 3q - 2 \quad ,$$

$$s(t) = \frac{\dddot{H}}{H^4} + 4j + 3q(q + 4) + 6 \quad .$$

Cosmography provides accurate results at small redshifts, but is affected by severe convergence problems, truncation of Taylor series and error propagation, which cannot provide accurate fitting outcomes. Different formulations of Eq. (18) have been presented to heal the above caveats [30–32]. Once rewritten, the luminosity distance can be used to fit the SNe Ia data from Union 2.1. We fix the curvature parameter to the value $\Omega_k = 0.001 \pm 0.002$ obtained by the *Planck* mission [18]. The best-fit value of the parameters q_0 , j_0 , and s_0 and the value of the χ^2 over the DOF are summarized in the top part of Tab. IV. The contour plots of the best-fit parameters are shown in D Fig. 3. Inverting the results of the first three columns of Tab. IV, we obtain constraints on the free parameters of the HL model by using their mathematical correspondence with the cosmographic set which can be expressed as

$$q(z) = \{\Omega_k^2(1+z)^4 + 2\Omega_\Lambda[f(z) - 3\Omega_\Lambda]\}/[4\epsilon(z)] \quad , \quad (19)$$

$$j(z) = \{3\Omega_k^2(1+z)^4 + 4\Omega_\Lambda f(z)\}/[4\epsilon(z)] \quad , \quad (20)$$

$$s(z) = \{48\Omega_k(\Omega_\Lambda - \Omega_w)(1+z)^5 g(z) + 15\Omega_k^4(1+z)^8 - 8\Omega_\Lambda^2[4f(z) + 3\Omega_m(1+z)^3]\}/[4\epsilon(z)] \quad , \quad (21)$$

where

$$f(z) \equiv \Omega_\Lambda + \Omega_m(1+z)^3 \quad ,$$

$$g(z) \equiv \Omega_m\Omega_\Lambda + \Omega_k^2(1+z) \quad ,$$

$$\epsilon(z) \equiv \Omega_k^2(1+z)^4 + \Omega_k(\Omega_\Lambda - \Omega_w)(1+z)^2 + \Omega_\Lambda f(z) \quad .$$

For today's value $z = 0$, we obtain

$$q_0 = [\Omega_k^2 - 2\Omega_\Lambda(2\Omega_\Lambda - \Omega_m)]/(4\epsilon_0) \quad , \quad (22)$$

$$j_0 = (3\Omega_k^2 + 4\Omega_\Lambda f_0)/(4\epsilon_0) \quad , \quad (23)$$

$$s_0 = [48\Omega_k(\Omega_\Lambda - \Omega_w)g_0 + 15\Omega_k^4 + 8\Omega_\Lambda^2(4f_0 + 3\Omega_m)]/(4\epsilon_0) \quad , \quad (24)$$

with $f_0 \equiv \Omega_\Lambda + \Omega_m$, $g_0 \equiv \Omega_m\Omega_\Lambda + \Omega_k^2$, and $\epsilon_0 \equiv \Omega_k^2 + \Omega_k(\Omega_\Lambda - \Omega_w) + \Omega_\Lambda f_0$.

The bounds of Eq. (14) reduce the number of independent HL parameters to three. It is, therefore, possible to derive numerical bounds for Ω_w in terms of the values of

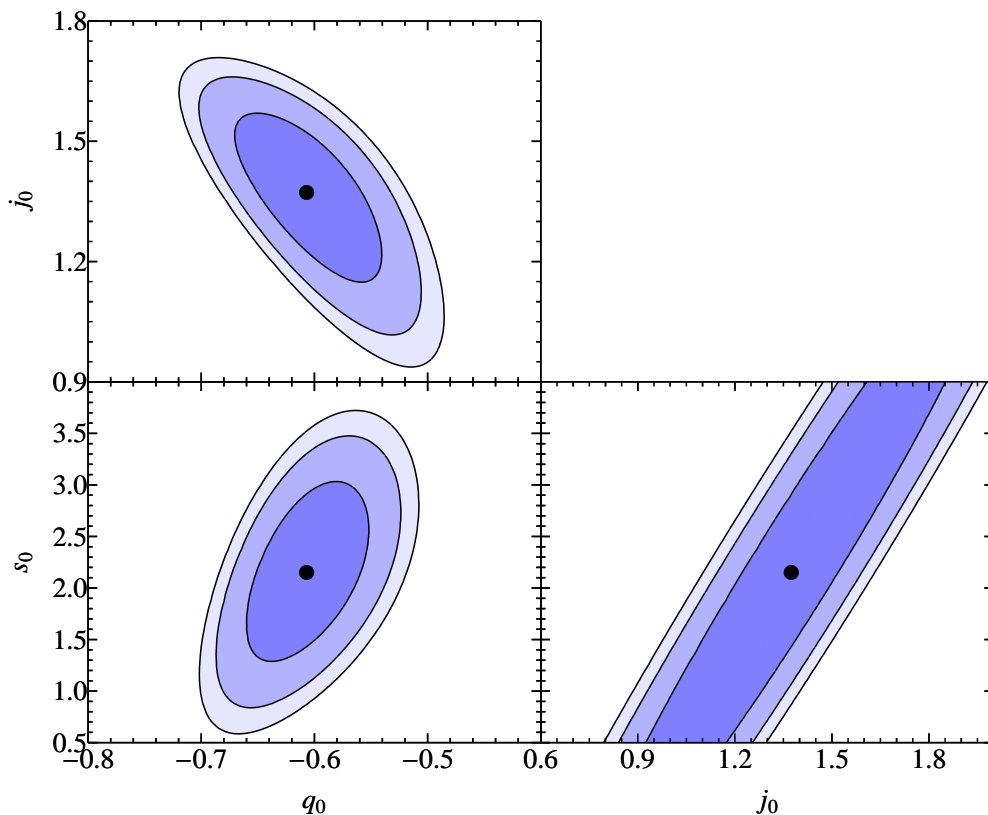


FIG. 3. j_0 - q_0 (top panel), s_0 - q_0 (bottom left panel), and s_0 - j_0 (bottom right panel) contours of the cosmographic fit. The black dots and the blue shaded areas have the same meaning as in Fig. 2.

q_0 , j_0 , and s_0 . Inverting Eqs. (22), we have⁵

$$\Omega_\omega(q_0) = \Omega_\Lambda + \frac{2\Omega_\Lambda(\Omega_\Lambda + f_0) + (\Omega_k^2 + 4\Omega_\Lambda f_0)(q_0 - 1)}{4\Omega_k q_0},$$

$$\Omega_\omega(j_0) = \Omega_\Lambda - \frac{\Omega_k}{2} + \frac{(3\Omega_k^2 + \Omega_\Lambda f_0)(j_0 - 1)}{4\Omega_k j_0},$$

The numerical bounds on $\Omega_\omega(q_0)$ and $\Omega_\omega(j_0)$, obtained by using $\Omega_m = 0.3153 \pm 0.0073$ and $\Omega_\Lambda = 0.6847 \pm 0.0073$ from the *Planck* mission [18], are summarized in the bottom part of Tab. IV.

In the Λ CDM limit, instead we easily get

$$\Omega_m(q_0) = \frac{2}{3}(1 + q_0), \quad (25)$$

$$\Omega_m(q_0, j_0) = \frac{2}{3}(j_0 + q_0). \quad (26)$$

Their value are summarized in the last two column of the bottom part of Tab. IV.

⁵ We do not consider s_0 since its value is affected by high systematic errors.

Best-fit parameters			
q_0	j_0	s_0	χ^2/DOF
-0.607 ± 0.066	1.39 ± 0.63	2.2 ± 3.2	562.20/577
Derived quantities			
$\Omega_\omega(q_0)$	$\Omega_\omega(j_0)$	$\Omega_m(q_0)$	$\Omega_m(q_0, j_0)$
129 ± 361	67 ± 163	0.262 ± 0.044	0.51 ± 0.42

TABLE III. Top part: cosmographic best-fit values of q_0 , j_0 , and s_0 and the statistic test χ^2/DOF . Bottom part: the derived bounds on Ω_ω obtained from q_0 and j_0 and the results for Ω_m in the Λ CDM limit as described in Eqs. (25)–(26).

V. COMPARING HOŘAVA-LIFSHITZ COSMOLOGY WITH OTHER MODELS

To compare different cosmological models, we will use statistical tests [33–38] of the Akaike Information Criterion (AIC) and the Bayesian Information Criterion (BIC). These criteria are used as model-independent statistical methods for comparing different models [39]. They represent standard diagnostic tools of regression models [35–38]. The formulation of the AIC criterion makes use of two distribution functions: $f(x)$ is postulated to be the *exact* function describing a particular

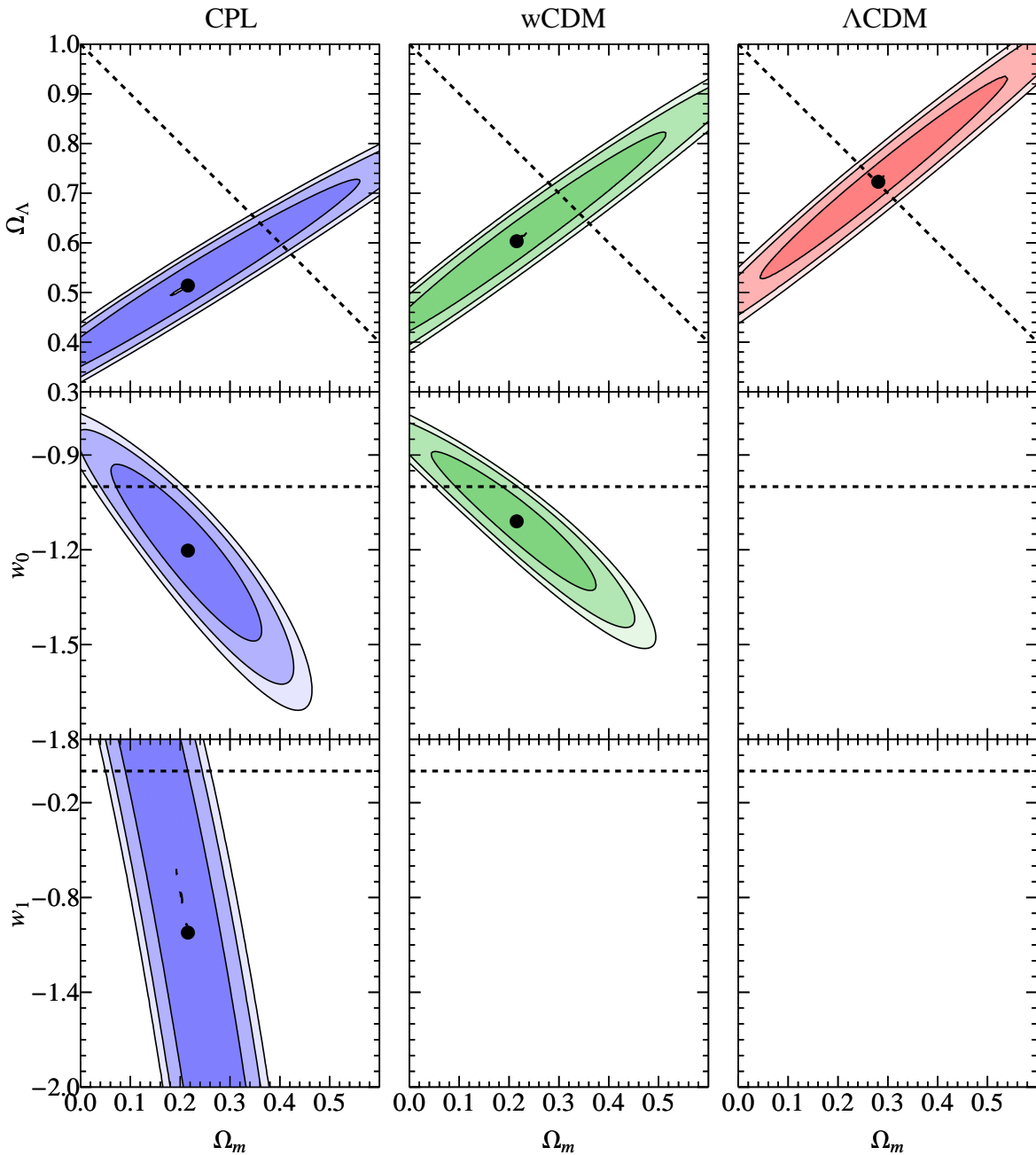


FIG. 4. Left column: Ω_Λ - Ω_m (top panel), w_0 - Ω_m (middle panel), and w_1 - Ω_m (bottom panel) contours of the CPL model. Middle column: Ω_Λ - Ω_m (top panel), and w_0 - Ω_m (middle panel) contours of the wCDM model. Right column: Ω_Λ - Ω_m (top panel) contour of the Λ CDM model. The black dots mark the best-fit values and the shaded areas (blue for the CPL, green for the wCDM, and red for the Λ CDM) show the 1, 2, and 3- σ confidence regions (from the darker to the lighter). The dashed lines in the top panels mark the allowed values of Ω_Λ and Ω_m for a flat universe.

physical phenomenon; $g(x|\theta)$ approximates $f(x)$ through a set of parameters θ . By construction, there is only *one set*, say θ^* , which minimizes the difference $|g(x|\theta) - f(x)|$. Evaluating the AIC value for a single model is clearly unfeasible, since $f(x)$ is unknown *a priori*. For a Gaussian error distribution, the generic AIC, calculated over the

whole set of models, is given by

$$\text{AIC} = \chi^2 + 2k, \quad (27)$$

where k is the number of model parameters. Hence, any speculations may be computed on the basis of

$$\Delta\text{AIC} \equiv \Delta\chi^2 + \Delta k, \quad (28)$$

where each χ^2 is computed for the set θ^* of each model.

Model	Ω_m	Ω_Λ	w_0	w_1	Ω_k	Ω_ω	χ^2/DOF	k	ΔAIC	ΔBIC
ΛCDM	0.28 ± 0.25	0.73 ± 0.20					562.23/578	2	0	0
wCDM	0.22 ± 0.34	0.61 ± 0.25	-1.11 ± 0.18				562.22/577	3	1.99	6.36
CPL	0.22 ± 0.34	0.52 ± 0.21	-1.2 ± 0.27	-1.0 ± 2.7			562.20/576	4	3.97	12.69
Hořava	0.285 ± 0.094	0.729 ± 0.042			-0.02 ± 0.12	0.08 ± 3.68	562.23/576	4	4.00	12.73

TABLE IV. The best-fit parameters of the ΛCDM , wCDM, CPL, and HL models, the corresponding values of the χ^2 over the DOF, the number of model parameters k , and the results of the statistical tests for BIC and AIC. The number of data points in all tests is $N = 580$.

The BIC criterion has been derived in a Bayesian context [40, 41] and is defined as

$$\text{BIC} = \chi^2 + k \ln N, \quad (29)$$

where N is the number of data points used throughout the fit procedure. The difference in BIC is given by

$$\Delta\text{BIC} = \Delta\chi^2 + \Delta k \ln N. \quad (30)$$

We employ the AIC and BIC techniques to compare the HL cosmology with the ΛCDM model, the wCDM model, which is the natural extension of the ΛCDM paradigm and provides a negative barotropic factor inside the interval $w_0 \geq -1$, and the varying quintessence model proposed by the Chevallier, Polarsky and Linder (CPL parametrization) [11], based on the Taylor series of the EoS: $w(a) = w_0 + w_1(1 - a)$.

The three last models are characterized, respectively, by

$$E_{\Lambda\text{CDM}} = \sqrt{\alpha(z) + \Omega_\Lambda}, \quad (31a)$$

$$E_{\text{wCDM}} = \sqrt{\alpha(z) + \Omega_\Lambda (1+z)^{3(1+w_0)}}, \quad (31b)$$

$$E_{\text{CPL}} = \sqrt{\alpha(z) + \Omega_\Lambda \tau(z)}, \quad (31c)$$

where $\alpha(z) = \Omega_m (1+z)^3 + (1 - \Omega_m - \Omega_\Lambda)(1+z)^2$ and $\tau(z) = (1+z)^{3(1+w_0+w_1)} \exp[-3w_1 z/(1+z)]$. The contour plots of the fits performed with the ΛCDM , wCDM and CPL models are shown in Fig. 4. The best-fit parameters of the above models and of the HL model together with the results of the AIC and BIC tests are summarized in Tab. IV.

These results show definitively that the HL cosmological is:

- statistically disfavored if compared to the ΛCDM approach;
- disfavored even if compared with the CPL parametrization. In this case, the two models have the same number of parameters;
- kinematics does not favor the Hořava model and are compatible with statistics.

Thus, the HL cosmology is both kinematically and statistically disfavored with respect to the standard cosmological scenarios represented by the ΛCDM , wCDM and CPL models. Moreover, the HL model does not properly pass the cosmographic limits. This fact is supported by the AIC and the BIC, which show that, independently of the number of free parameters, the HL cosmology is not consistent with observational data.

VI. FINAL OUTLOOKS

In this paper, we investigated the limits imposed by observations on the minimal paradigm of HL cosmology in a homogeneous and isotropic background. To do so, we first consider kinematics as a model-independent approach to check whether the HL cosmology is in accordance with the SN Ia data surveys. By using the approach of cosmography, we found viable intervals for the values of the free parameters entering the model and then we compared these results with fits performed by using the Union 2.1 compilation. The 1σ agreement with cosmography is quite acceptable and leaves open the possibility that the model works well in describing large scale dynamics. Although appealing, the numeric outcomes contradict the statistical requirements that come from the two selection criteria we use here, i.e., the AIC and BIC statistics. We found that the corresponding ΔAIC and ΔBIC functions are wide under the numerical constraints previously obtained from cosmography and cosmic fits. This suggests that the HL model is less accurate than the standard ΛCDM paradigm. If one enlarges the number of free parameters within the cosmic scenario, including the wCDM and CPL frameworks, the HL cosmology continues being disfavored. This result points out the statistical inconsistencies of the model, ruling out *de facto* the HL paradigm at the level of background cosmology. Future analysis could focus on verifying the validity of the HL cosmology at both early and late times. This may be useful to find viable HL models, by adding new extra terms into the Lagrangian.

ACKNOWLEDGMENTS

This work was partially supported by UNAM-DGAPA-PAPIIT, Grant No. 111617, and by the Ministry of Education and Science of RK, Grant No. BR05236322 and AP05133630.

- [1] R. P. Woodard, Rept. Prog. Phys., **72**, 126002, (2009); C. Kiefer, Math. Phys., **2013**, 509316, (2013).
- [2] M. Bojowald, Rep. Prog. Phys., **78**, 023901, (2015); C. Kiefer, M. Kraemer, Phys. Rev. Lett., **108**, 021301 (2012); C. Kiefer, M. Kraemer, Int. J. Mod. Phys. D, **21**, 124100, (2012).
- [3] B. S. DeWitt, Phys. Rev., **160**, 1113-1148, 1195-1239, 1239-1256, (1967); S. Deser, P. van Nieuwenhuizen, Phys. Rev. Lett., **32**, 245, (1967); K. S. Stelle, Phys. Rev. D, **16**, 953-969 (1977); A. E. M. van de Ven, Nucl. Phys. B, **378**, 309-366, (1992).
- [4] P. Hořava, Phys. Rev. D, **79**, 084008 (2009); Hořava, P., Phys. Rev. Lett. **102**, 161301, (2009).
- [5] D. Orlando, S. Reffert, Class. Quant. Grav., **26**, 155021, (2009).
- [6] C. G. Boehmer, F. S. N. Lobo, Eur. Phys. J. C, **70**, 1111-1118, (2010); D. Blas, O. Pujolas, S. Sibiryakov, Phys. Rev. Lett., **104**, 181302, (2010).
- [7] M. I. Park, JHEP, **123**, 0909, (2009).
- [8] H. Lu, J. Mei, C. N. Pope, Phys. Rev. D, **89**, 084008, (2009).
- [9] R. G. Cai, N. Ohta, Phys. Rev. D, **81**, 084061, (2010).
- [10] M. I. Park, JCAP, **001**, 1001, (2010).
- [11] M. Chevallier, D. Polarski, Int. J. Mod. Phys. D., **10**, 213, (2001); E. Linder, Phys. Rev. Lett., **90**, 091301, (2003).
- [12] Data available at <http://physics.nist.gov/cuu/>
- [13] K. A. Bronnikov, et al., Nuovo Cimento B Serie, **102**, 209 (1988).
- [14] V. N. Melnikov, Front. Phys. China, **4**, 75 (2009).
- [15] V. D. Ivashchuk, V. N. Melnikov, Grav. Cosmol., **20**, 26 (2014).
- [16] E. V. Pitjeva, Solar System Research, **47**, 386 (2013).
- [17] O. Luongo, M. Muccino, *Speeding up the universe using dust with pressure*, ArXiv[gr-qc]:1807.00180, (2018).
- [18] N. Aghanim, et al., arXiv:1807.06209 (2018).
- [19] A. G. Riess et al., Astrophys. J. **826**, 56 (2016).
- [20] N. Suzuki et al., Astrophys. J. **746**, 85 (2012).
- [21] A. Aviles, C. Gruber, O. Luongo, H. Quevedo, Phys. Rev. D, **86**, 123516, (2012); O. Luongo, Mod. Phys. Lett. A, **26**, 1459-1466, (2011).
- [22] J. C. Carvalho, J. S. Alcaniz, Month. Not. Roy. Astron. Soc., **418**, 1873, (2011); A. de la Cruz-Dombriz, P. K. S. Dunsby, O. Luongo, L. Reverberi, JCAP, **12**, 1612, 042, (2016); A. Gomez-Valent, L. Amendola, JCAP, **04**, 051, 1804, (2018).
- [23] K. Bamba, S. Capozziello, S. Nojiri, S. D. Odintsov, Astrophys. Space Sci., **342**, 155 (2012); S. Capozziello, R. D'Agostino, O. Luongo, Mon. Not. Roy. Astron. Soc., **476**, 3, 3924-3938, (2018).
- [24] P. K. S. Dunsby, O. Luongo, Int. J. Geom. Meth. Mod. Phys., **13**, 03, 1630002, (2016);
- [25] X. B. Zou, H. K. Deng, Z. Y. Yin, H. Wei, Phys. Lett. B, **776**, 284-294, (2018); Y. N. Zhou, D. Z. Liu, X. B. Zou, H. Wei, Eur. Phys. J. C, **76**, 5, 281, (2016); S. Capozziello, O. Farooq, O. Luongo, B. Ratra, Phys. Rev. D, **90**, 4, 044016, (2014); A. Aviles, A. Bravetti, S. Capozziello, O. Luongo, Phys. Rev. D, **87**, 6, 064025, (2013); C. Gruber, O. Luongo, Phys. Rev. D, **89**, 10, 103506, (2014); A. Aviles, A. Bravetti, S. Capozziello, O. Luongo, Phys. Rev. D, **87**, 4, 044012, (2013).
- [26] S. Weinberg, *Gravitation and Cosmology: Principles and applications of the general theory of relativity*, (Wiley, New York), (1972).
- [27] V. Sahni, T. D. Saini, A. A. Starobinsky, JETP Lett. **77**: 201-206, (2003)., Pisma Zh. Eksp. Teor. Fiz. **77**, 249-253, (2003).
- [28] C. Cattoën, M. Visser, *Phys. Rev. D* **78**, 063501 (2008).
- [29] M. Visser, Class. Quant. Grav., **21**, 2603, (2004).
- [30] M. Visser, & C. Cattoën, Class. Quant. Grav., **24** 5985, (2007a), M. Visser, & Cattoën, C., ArXiv: gr-qc/0703122, (2007b).
- [31] T. Harko, K. Kovacs, F. S. N. Lobo, Proc. Roy. Soc. Lond. A, Math. Phys. Eng. Sci. **467**, 1390-1407, (2011).
- [32] O. Luongo, G. Pisani, H. Quevedo, Phys. Rev. D, **93**, 064057 (2016).
- [33] Akaike, H., IEEE Trans. Automat. Control, **19**, 716-26, (2006).
- [34] Akaike, H., J. Econometr., **16**, 3-14, (2006).
- [35] Biesiada, M., JCAP, **02**, 003, (2007).
- [36] Godlowski, W., Szydłowski, M., Phys. Lett. B, **623**, 10, (2005); Szydłowski, M., Godlowski, W., Phys. Lett. B, **633**, 427, (2006).
- [37] Szydłowski, M., Kurek, A., Krawiec, A., Phys. Lett. B, **642**, 171, (2006); Szydłowski, M., Kurek, A., AIP Conf. Proc., Vol. **861**, 1031-1036, (2006).
- [38] K. P. Burnham, D. R. Anderson, *Model Selection and Multimodel Inference*, New York, Springer, (2002).
- [39] A. R. Liddle, Mon. Not. R. Astron. Soc., **351**, L49, (2004).
- [40] G. Schwarz, Ann. Stat., **6**, 461-464, (1978).
- [41] M. Kunz, R. Trotta, D. Parkinson, Phys. Rev. D, **74**, 023503, (2006).