

Soliton defects and topological 4π -periodic superconductivity from an orbital magnetic field effect in edge Josephson junctions

G. Tkachov

Institute of Physics, Augsburg University, 86135 Augsburg, Germany

(Dated: February 5, 2019)

Abstract

Recently, much research has been dedicated to understanding topological superconductivity and Majorana zero modes induced by a magnetic field in hybrid proximity structures. This paper proposes a realization of topological superconductivity in a short Josephson junction at an edge of a 2D topological insulator subject to a perpendicular magnetic field. The magnetic field effect is entirely orbital, coming from a gradient of the order parameter phase at the edge, which results in a soliton defect at the junction with a pair of gapless Andreev bound states. The latter are reducible to Majorana zero modes by a unitary rotation and protected by a chiral symmetry. Furthermore, both ground state and excitations are quasiperiodic in the magnetic flux enclosed in the junction, with the period equal to the double flux quantum $2\Phi_0 = h/e$. This behaviour follows from the gauge invariance of the 4π - phase periodicity of the Majorana states and manifests itself as $2\Phi_0$ - spaced magnetic oscillations of the critical current. Another proposed observable is a persistent current occurring in the absence of an external phase bias. Beside the oscillations, it shows a sign reversal prompted by the neutral Majorana zero modes. These findings offer the possibility to access topological superconductivity through low-field dc magnetotransport measurements.

I. INTRODUCTION

Topological superconductors host zero-energy excitations at the boundary or on topological defects that are otherwise prohibited by the bulk pairing gap. Depending on the system, such topological excitations come as Majorana edge or end states, zero modes in the vortex core or gapless Andreev levels in superconducting junctions [1–6]. A suitable platform to realize topological superconductivity (TS) is the hybrid structures combining conventional superconductors with topological insulators [7–9] or semiconductor nanostructures [10–13]. Such structures are accessible experimentally, allowing one to test the theoretical predictions in electrical transport measurements [14–20].

Particular attention has been paid to the role of the Zeeman effect in achieving TS with zero-energy Majorana states. On the other hand, it has been noticed that gapless Majorana fermions can emerge also from the Landau quantization of the electron motion in a strong magnetic field [21]. The details of the superconducting behaviour in a magnetic field appear to be essential for low-energy excitations. Typically, the effect of an external magnetic field consists in acting on the orbital motion, which is the cause of the ubiquitous diamagnetism of superconductors (e.g., the Meissner effect). The coupling to the electron spin can manifest itself in specific cases, such as a thin-film superconductor in a strong in-plane magnetic field, when the Meissner screening currents are reduced in favour of the Zeeman splitting. Leaving aside such specific situations, one may inquire whether a classical (nonquantizing) magnetic field would be able to induce TS by acting solely on the orbital motion. That could grant access to hitherto unexplored regimes of TS, requiring neither large values of the g-factor nor strong magnetic fields and avoiding the suppression of the proximity-induced gap [22–25].

This paper demonstrates such a possibility in a hybrid setup realizing a superconducting junction at an edge of a 2D topological insulator (2DTI). We will see that in a short junction an external magnetic field (applied perpendicularly to the 2DTI plane) induces a topological defect akin to the soliton in the Jackiw-Rebbi model [26]. In their seminal work, Jackiw and Rebbi considered the 1D Dirac fermion coupled to a soliton and found a bound state at zero energy. The present case is different in that the soliton hosts Andreev bound states (ABSs) whose energy levels disperse with the applied magnetic field. Still, there exists a straight connection to the Jackiw-Rebbi model: We show that, up to a unitary rotation, the ABSs coincide with Majorana zero modes (MZMs) described by the Jackiw-Rebbi formalism. In

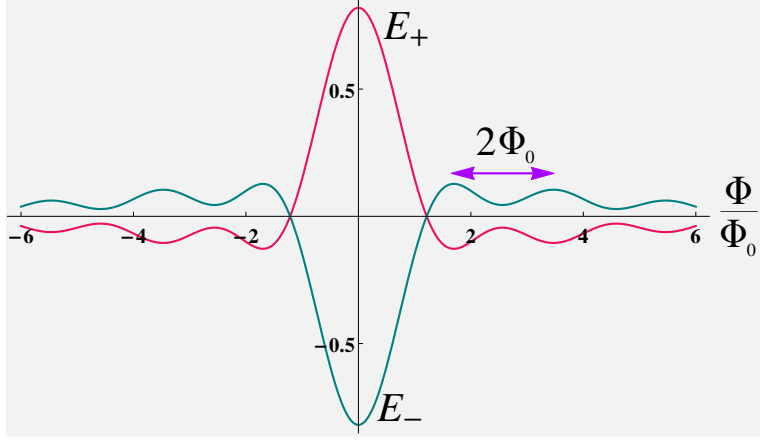


FIG. 1. ABS levels $E_{\pm}(\Phi, 0)$ (21) as function of the magnetic flux, Φ , through an effective area of a superconducting edge junction. The level crossing (protected by the chiral symmetry) as well as the $2\Phi_0$ - spaced magnetic oscillations indicate the magnetic-field-induced TS. The junction parameters are $W = \sqrt{\varkappa_+ \varkappa_-} w = 4$ and $\varkappa_- / \varkappa_+ = 0.25$ (see also text).

a short junction, the relation between the ABSs and MZMs is given by the simple formula

$$\Psi^{ABS}(x, t) = U(t) \Psi^{MZM}(x). \quad (1)$$

Here, $\Psi^{ABS}(x, t)$ and $\Psi^{MZM}(x)$ are the corresponding spinors, and $U(t)$ is the time-dependent rotation matrix

$$U(t) = \begin{bmatrix} e^{-iE_+(\Phi, \phi)t/\hbar} & 0 \\ 0 & e^{-iE_-(\Phi, \phi)t/\hbar} \end{bmatrix}. \quad (2)$$

As explained in detail below, the transformation (2) is diagonal in the basis of the chirality operator of the Jackiw-Rebbi model [26], with $E_{\pm}(\Phi, \phi)$ being the ABS energy levels for the chirality eigenvalues ± 1 . Above, Φ is the magnetic flux through an effective junction area, and ϕ is an external phase bias.

To briefly announce the main findings: **i)** In a perpendicular magnetic field, the opposite-chirality ABS levels cross at zero energy, realizing a pair of the MZMs in the absence of the external phase bias (for $\phi = 0$, see also Fig. 1), **ii)** the level crossing is accompanied by magnetic oscillations with the single-electron flux spacing $2\Phi_0 = h/e$, and **iii)** these spectral features of the induced TS are observable in the equilibrium dc Josephson transport.

We note that the $2\Phi_0$ -spaced oscillations in the magnetic flux translate into a 4π periodicity in the Josephson phase difference. The 4π - periodic Josephson effect has been put forward as a signature of MZMs in model p -wave superconductors [1, 27], which has caused

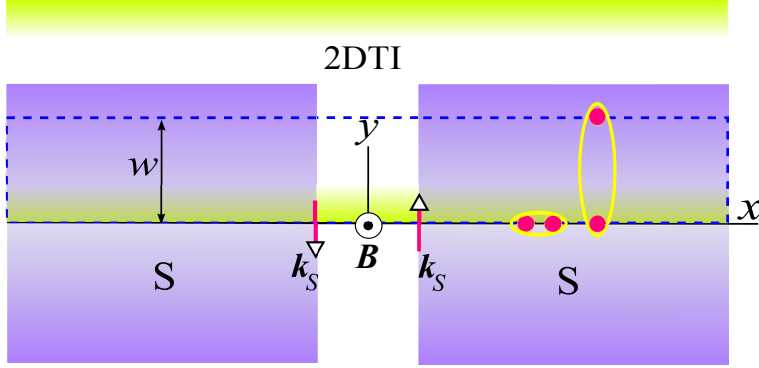


FIG. 2. Superconducting junction at an edge of a 2DTI in a perpendicular magnetic field \mathbf{B} . A twist in the superconducting phase gradient, \mathbf{k}_S , across the junction produces a soliton-like topological defect hosting MZMs. The spreading of the edge state into the 2DTI bulk results in the dependence of the Josephson transport on the magnetic flux enclosed in the effective junction area (indicated by the dashed contour). w is the 2DTI half-width, L is the length of the superconducting lead.

a surge of interest in the related phenomena in the hybrid structures, both in theory (see, e.g., Refs. [28–35]) and in experiment [15, 18, 36]. Most of the research on the 4π Josephson effect has been dealing with the dynamics of superconducting junctions under external driving. This paper suggests a different approach based on the action of the perpendicular magnetic field on the superconducting edge states. It is essential that in real space the edge states are two-dimensional, spreading exponentially into the 2DTI bulk. This enables a non-local proximity-induced pairing that depends on the magnetic flux in the junction, Φ , thus making the topological 4π periodicity observable through the $2\Phi_0$ magnetic oscillations. The following sections explain the details of the calculations and provide an extended discussion of the results.

II. SUPERCONDUCTING EDGE JUNCTION IN A PERPENDICULAR MAGNETIC FIELD: MODEL

We consider a junction between two conventional superconductors placed on one of the edges of a 2DTI, as sketched in Fig. 2. The superconductors cover completely a half of the 2DTI width, w , without contacting the other edge. The proximitized regions play the role of

the superconducting leads, each described by the Bogoliubov-de Gennes (BdG) Hamiltonian (see also Appendix A):

$$\mathcal{H} = \begin{bmatrix} v s_z p_x - \mu & \Delta(x) \\ \Delta^*(x) & -(v s_z p_x - \mu) \end{bmatrix}, \quad v = \frac{|\mathcal{A}|}{\hbar} \text{sgn}(\mathcal{M}). \quad (3)$$

Here, v is the edge-state velocity, $p_x = -i\hbar\partial_x$ is the momentum operator, s_z is the spin Pauli matrix, and

$$\Delta(x) = \frac{\int_0^w \Delta_{2D}(x, y) f(y) dy}{\int_0^w f(y) dy} \quad (4)$$

is the effective edge pair potential. It is obtained by averaging the 2D proximity-induced pair potential, $\Delta_{2D}(x, y)$, over the edge-state profile described by the transverse wave function

$$f(y) = e^{-\varkappa_+ y} - e^{-\varkappa_- y}, \quad \varkappa_{\pm} = \frac{|\mathcal{A}|}{2|\mathcal{B}|} \pm \sqrt{\frac{\mathcal{A}^2}{4\mathcal{B}^2} + \frac{\mathcal{M}}{\mathcal{B}}}, \quad (5)$$

where \varkappa_{\pm} are the decay constants depending on the band structure parameters \mathcal{A} , \mathcal{B} , and \mathcal{M} (see Refs. [37, 38]). The edge states exist for an inverted band structure when

$$\varkappa_+ \varkappa_- = -\mathcal{M}/\mathcal{B} > 0. \quad (6)$$

In Eq. (4), the integration limits are determined by the boundary conditions at the edge ($y = 0$) and in the middle ($y = w$) of the 2DTI (see also Appendix A). The 2DTI half-width w is thus an effective width of the junction.

The effect of a weak (nonquantizing) perpendicular magnetic field can be accounted for by a local phase $\varphi(x, y)$ of the proximity-induced pair potential [22–25, 39, 40]:

$$\Delta_{2D}(x, y) = \Delta_0 e^{i\varphi(x, y)}, \quad \varphi(x, y) = \begin{cases} \varphi_0 + k_s y & (\text{right}), \\ \bar{\varphi}_0 - k_s y & (\text{left}), \end{cases} \quad (7)$$

where Δ_0 is a real constant. The magnetic field generates a phase gradient, $\pm k_s$, in the transverse (y) direction, with the opposite signs in the right and left leads. The phase is counted from its value at the edge which is φ_0 ($\bar{\varphi}_0$) on the right (left). The relation between k_s and the magnetic field can be obtained from gauge-invariant Stokes' formula $\oint \nabla\varphi \cdot d\mathbf{l} = 2\pi\Phi_s/\Phi_0$, where the integration path runs along the boundary of a superconductor, closing through its interior such that there $\nabla\varphi = 0$ (see dashed path in Fig. 2 and [41]). Then, the

phase gradient at the boundary is proportional to the magnetic flux through the enclosed area in the superconductor: $k_s = 2\pi\Phi_s/(w\Phi_0)$. The total flux in the junction, $\Phi = 2\Phi_s + \Phi_N$, includes the contributions of the leads and that of the normal region between them, Φ_N . Technically, for lateral proximity structures it is very common that $\Phi_N < 2\Phi_s$ (see, e.g., Refs. [24, 25, 42]). We can therefore assume a short junction where $\Phi_N \ll 2\Phi_s$ and

$$k_s \approx \frac{\pi}{w} \frac{\Phi}{\Phi_0}. \quad (8)$$

From Eqs. (4) - (7), we find the effective edge pair potential (e.g., in the right lead) as

$$\Delta = \left[\Delta_1 e^{i\vartheta_1} + \Delta_2 e^{i(\vartheta_2 + k_s w)} \right] e^{i\varphi_0}, \quad (9)$$

where

$$\Delta_1 = \Delta_0 \frac{\kappa_+ \kappa_-}{\sqrt{(\kappa_+ \kappa_- - k_s^2)^2 + (\kappa_+ + \kappa_-)^2 k_s^2}}, \quad (10)$$

$$\vartheta_1 = \arctan \frac{(\kappa_+ + \kappa_-) k_s}{\kappa_+ \kappa_- - k_s^2}, \quad (11)$$

$$\Delta_2 = \Delta_0 \frac{\kappa_+ \kappa_- e^{-\kappa_- w}}{(\kappa_- - \kappa_+) \sqrt{\kappa_-^2 + k_s^2}}, \quad (12)$$

$$\vartheta_2 = \arctan \frac{k_s}{\kappa_-}. \quad (13)$$

In Eq. (9), the first term is the local pairing, with both electrons being at the edge $y = 0$, while the second term accounts for nonlocal pairs, with one electron at the edge and the other at a distance of order of w (see also Fig. 2). The remote electron picks up a phase $k_s w$ related to the magnetic flux in the junction. Above, the 2DTI half-width w is assumed large compared to the edge-state width, so it suffices to keep only the exponential factor $e^{-\kappa_- w}$ with the smallest decay constant κ_- in the nonlocal pairing amplitude Δ_2 [see Eq. (12)]. Finally, the phases ϑ_1 and ϑ_2 in Eq. (9) originate from the spatial oscillations of the order parameter on the scale of the edge-state width. Apart from the broken time reversal, the generation of the intrinsic phases ϑ_1, ϑ_2 , and $k_s w$ requires an inversion asymmetry under $y \rightarrow -y$, which is encoded in the edge wave function (5).

Noteworthy is the behaviour of ϑ_1 [see Fig. 3 and Eq. (11)]. It takes the universal values $\pm\pi/2$ as the phase gradient k_s reaches $\pm\sqrt{\kappa_+ \kappa_-}$, implying a π phase drop across the junction in the absence of any external phase bias. For any k_s , there is a phase twist $\vartheta_1 \text{sgn}(x)$ across the junction, which is *trully topological* because it occurs only for the inverted

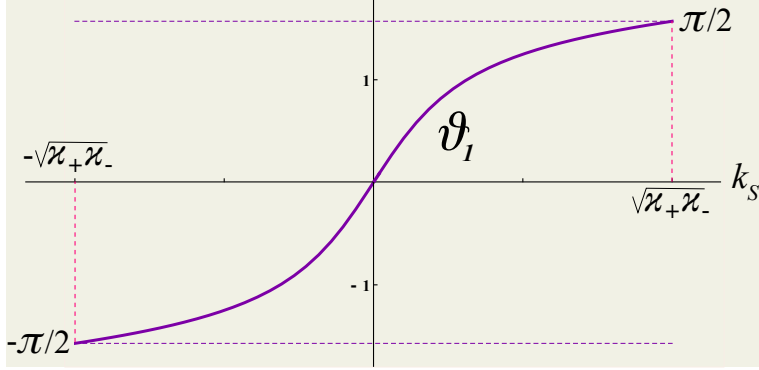


FIG. 3. The dependence of ϑ_1 (11) on the superconducting phase gradient k_S , indicating a soliton defect at the junction; $\kappa_-/\kappa_+ = 0.25$.

band structure. The normal band ordering ($\mathcal{M}/\mathcal{B} > 0$) would give an imaginary $\sqrt{\kappa_+\kappa_-}$, invalidating the model. In the following, we use the BdG Hamiltonian (3) in the basis of the Nambu-Pauli matrices τ_1 , τ_2 , and τ_3 :

$$\mathcal{H}(x) = \tau_3 v s p_x + \tau_1 \Delta_{Re}(x) - \tau_2 \Delta_{Im}(x), \quad (14)$$

where $\Delta_{Re}(x)$ and $\Delta_{Im}(x)$ are the shorthand notations for the real and imaginary parts of the junction pair potential

$$\Delta(x) = \Delta_1 e^{i(\vartheta_1 + \phi/2)\text{sgn}(x)} + \Delta_2 e^{i(\vartheta_2 + \phi/2 + \pi\Phi/\Phi_0)\text{sgn}(x)}, \quad (15)$$

and $\phi = \varphi_0 - \bar{\varphi}_0$ is the external phase bias [the average phase $(\varphi_0 + \bar{\varphi}_0)/2$ and the chemical potential have both been gauged out]; s is an eigenvalue of s_z .

III. EMERGENT SOLITON, MAJORANA ZERO MODES AND RELATION TO ANDREEV BOUND STATES

Next, we turn to the fermionic excitations in a short junction described by the BdG equation $i\hbar\partial_t\Psi(x,t) = \mathcal{H}(x)\Psi(x,t)$. It is instructive to map the problem to the Jackiw-Rebbi model [26]. In view of the symmetry $\mathcal{H}^*(-x) = \mathcal{H}(x)$, it suffices to consider $x > 0$, where the pair potential Δ is a constant given by Eq. (15).

A unitary transformation

$$\Psi(x,t) = U(t)\Psi'(x,t), \quad \text{with } U(t) = e^{-i\tau_1\Delta_{Re}t/\hbar}, \quad (16)$$

brings the BdG Hamiltonian to the form

$$\mathcal{H}'(x, t) = U^\dagger(t)[\tau_3 v s p_x - \tau_2 \Delta_{Im}]U(t). \quad (17)$$

Albeit time dependent, it shares two essential features of the Jackiw-Rebbi model: It has the chiral symmetry $\tau_1 \mathcal{H}'(x, t) \tau_1 = -\mathcal{H}'(x, t)$, and the imaginary part of the pair potential Δ_{Im} (odd in the full space) acts as a soliton defect. An eigenstate of the chirality operator τ_1 satisfies the equation $\mathcal{H}'(x, t)\Psi'(x, t) = 0$ or, explicitly, $(\hbar v \partial_x - s\tau \Delta_{Im})\Psi'(x, t) = 0$, where $\tau = \pm 1$ is an eigenvalue of τ_1 . The solution is an MZM of the form $\Psi'(x) \propto e^{-kx}$, where the inverse decay length is given by $k = -s\tau \Delta_{Im}/(\hbar v)$, yielding a normalizable MZM with the spin projection

$$s = -\tau \text{sgn}(v \Delta_{Im}) = -\tau \text{sgn}(\mathcal{M} \Delta_{Im}). \quad (18)$$

The full MZM spinor is

$$\Psi_\tau^{MZM}(x) = C e^{-\left| \frac{\Delta_{Im}(\Phi, \phi)}{\hbar v} \right| x} (1 + \tau \tau_1) \otimes (1 - \tau \text{sgn}[\mathcal{M} \Delta_{Im}(\Phi, \phi)] s_z) \begin{bmatrix} 1 \\ 0 \\ 0 \\ 0 \end{bmatrix}, \quad (19)$$

where \otimes means the direct product of the Nambu and spin matrices, C is the normalization constant, and

$$\Delta_{Im}(\Phi, \phi) = \Delta_1 \sin\left(\vartheta_1 + \frac{\phi}{2}\right) + \Delta_2 \sin\left(\vartheta_2 + \frac{\phi}{2} + \pi \frac{\Phi}{\Phi_0}\right). \quad (20)$$

Unlike the Jackiw-Rebbi model, the 2DTI supports an MZM for each value of $\tau = \pm 1$. Nevertheless, the generic chiral symmetry of the BdG Hamiltonian (17) prevents the mixing of the MZMs, enabling access to their specific properties associated with the non-Abelian statistics [1, 28]. Consider a phase translation $\phi \rightarrow \phi + 2\pi$. It flips the sign of the decay constant k , so the state $\Psi_\tau^{MZM}(0)$ switches to the opposite side of the region with the pairing gap Δ , and another phase advance of 2π is needed to bring this state back [1, 28]. As seen from Eqs. (19) and (20), the MZMs are indeed 4π -periodic in the Josephson phase difference ϕ and, by gauge invariance, $2\Phi_0$ -quasiperiodic in the magnetic flux Φ enclosed in the junction.

In the chosen representation (16), the ABS spinors are obtained by a unitary time-dependent rotation $U(t)$ of the MZM spinors (19). Furthermore, since $U(t)$ and τ_1 commute,

the ABSs appear to be the eigenstates of the chirality as well, thus inheriting this key property of the MZMs. In the chirality basis, the rotation matrix $U(t)$ (16) becomes diagonal, so the final result for the ABSs is rather simple and given by Eqs. (1) and (2) from the introduction. Comparing Eqs. (2) and (16), we see that the spectrum of the matrix $U(t)$ consists of two eigenvalues $e^{-iE_{\pm}(\Phi, \phi)t/\hbar}$, where the energies $E_{\pm}(\Phi, \phi)$ are given by $E_{\pm}(\Phi, \phi) = \pm\Delta_{Re}(\Phi, \phi)$. These are the ABS levels of a short Josephson junction. Taking the real part of Δ in Eq. (15), we have explicitly

$$E_{\pm}(\Phi, \phi) = \pm \left[\Delta_1 \cos \left(\vartheta_1 + \frac{\phi}{2} \right) + \Delta_2 \cos \left(\vartheta_2 + \frac{\phi}{2} + \pi \frac{\Phi}{\Phi_0} \right) \right]. \quad (21)$$

For a zero magnetic field B , the ABS levels $E_{\pm}(0, \phi)$ (21) oscillate with the Josephson phase difference ϕ , crossing periodically in the middle of the gap. A similar behaviour would be expected for any gapless ABSs. It can be observed in a SQUID setup where the Josephson junction is inserted into a superconducting ring with a magnetic flux Φ_{ring} inducing the phase drop $\phi = 2\pi(\Phi_{ring}/\Phi_0)$ across the junction.

The orbital magnetic-field effect discussed in this paper offers a conceptually different possibility to control the ABSs. It does not require any external phase bias, as even for $\phi = 0$ there is a soliton defect from the topological phase twist $\vartheta_1 \text{sgn}(x)$ which binds the fermions at the junction. Instead of the ring flux Φ_{ring} , the magnetic flux enclosed in the junction, Φ , drives the midgap level crossing protected by the chiral symmetry of the BdG Hamiltonian (see also Fig. 1). The MZMs at the level crossing and the $2\Phi_0$ magnetic oscillations are the hallmarks of the magnetic-field-induced TS. It is the nonlocality of the pairing that makes the correspondence between the $2\Phi_0$ magnetic oscillations and the topological 4π - phase periodicity apparent, see the second term in Eq. (21) which depends on the gauge-invariant total phase difference $\phi + 2\pi\Phi/\Phi_0$.

IV. EQUILIBRIUM DC JOSEPHSON TRANSPORT

This section addresses the observability of the magnetic-field-induced TS in equilibrium dc Josephson transport. We begin by calculating the Josephson current-phase relationship [43]: $J(\phi) = (2e/\hbar)(\partial E_+/\partial\phi)[n(E_+) - 1/2]$, where $n(E_+)$ is the occupation of the ABS level E_+ [see Eq. (21)]. At zero temperature and in equilibrium, $n(E_+) = [1 - \text{sgn}(E_+)]/2$. Hence, $J(\phi) = -(e/\hbar)(\partial E_+/\partial\phi)\text{sgn}(E_+)$ and, finally,

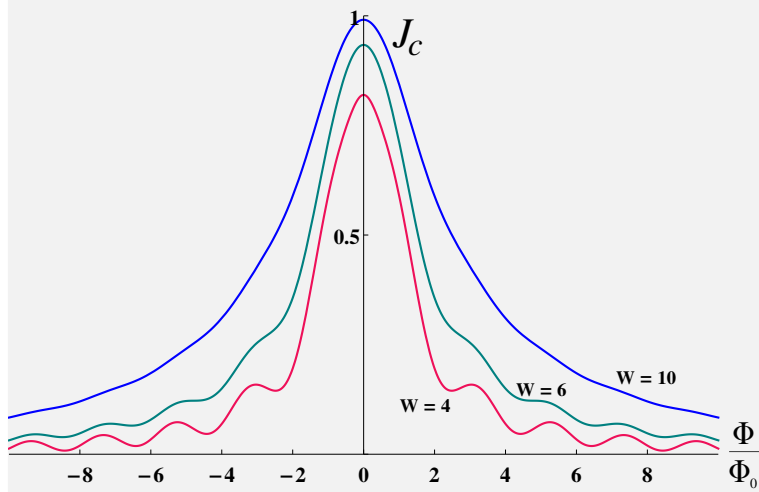


FIG. 4. Critical current $J_c(\Phi)$ (23) for different values of dimensionless junction width $W = \sqrt{\kappa_+\kappa_-}w$ and $\kappa_-/\kappa_+ = 0.25$.

$$J(\Phi, \phi) = \frac{e}{2\hbar} \text{sgn} \left[\Delta_1 \cos \left(\vartheta_1 + \frac{\phi}{2} \right) + \Delta_2 \cos \left(\vartheta_2 + \frac{\phi}{2} + \pi \frac{\Phi}{\Phi_0} \right) \right] \\ \times \left[\Delta_1 \sin \left(\vartheta_1 + \frac{\phi}{2} \right) + \Delta_2 \sin \left(\vartheta_2 + \frac{\phi}{2} + \pi \frac{\Phi}{\Phi_0} \right) \right]. \quad (22)$$

The subscripts 1 and 2 correspond to the local and nonlocal transport channels, reflecting the structure of the pair potential [cf. Eqs. (9) – (15)]. We note that the switching of the level occupation upon the phase advance $\phi \rightarrow \phi + 2\pi$ makes the current-phase relationship 2π periodic. However, the induced TS can still be identified through the $2\Phi_0$ -spaced magnetic oscillations in the flux Φ . This becomes possible because the flux modulation of the nonlocal contribution does not alter the level occupation which is fixed by the total ABS energy. A suitable observable is the critical current $J_c(\Phi)$ defined as the maximum value of $J(\Phi, \phi)$ in the phase interval $0 \leq \phi \leq 2\pi$ for given flux value Φ . From Eq. (22) we readily find

$$J_c(\Phi) = \frac{e}{2\hbar} \left[\Delta_1 + \Delta_2 \cos \left(\vartheta_2 - \vartheta_1 + \pi \frac{\Phi}{\Phi_0} \right) \right], \quad (23)$$

where $\vartheta_2 - \vartheta_1 + \pi\Phi/\Phi_0$ is the relative phase difference between the nonlocal and local transport channels. The critical current (23) decreases with the magnetic flux, showing the $2\Phi_0$ -spaced oscillations on top of the monotonic downturn (see Fig. 4). The oscillations are clearly visible if the 2DTI thickness is not too large compared to the edge-state width.

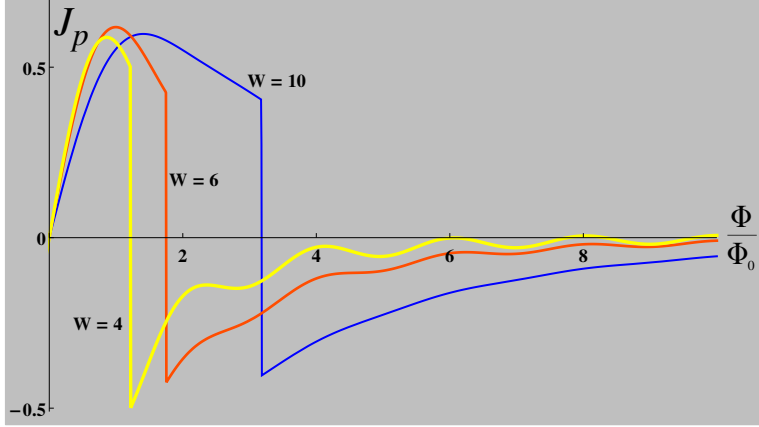


FIG. 5. Persistent current $J_p(\Phi)$ (24) for different values of dimensionless junction width $W = \sqrt{\kappa_+ \kappa_-} w$ and $\kappa_-/\kappa_+ = 0.25$.

Another manifestation of the magnetic-field-induced TS is the persistence of the dissipationless electric current (22) after the external phase bias is switched off. Using the notation $J_p(\Phi) = J(\Phi, 0)$ for the persistent current, we have

$$J_p(\Phi) = \frac{e}{2\hbar} \text{sgn} \left[\Delta_1 \cos \vartheta_1 + \Delta_2 \cos \left(\vartheta_2 + \pi \frac{\Phi}{\Phi_0} \right) \right] \times \left[\Delta_1 \sin \vartheta_1 + \Delta_2 \sin \left(\vartheta_2 + \pi \frac{\Phi}{\Phi_0} \right) \right]. \quad (24)$$

Beside the $2\Phi_0$ oscillations, the persistent current (24) allows the detection of the ABS level crossing and the MZMs. Figure 5 shows that the function $J_p(\Phi)$ reverses the sign, which occurs at the same field as the level crossing (cf. plots for $W = 4$ in Figs. 1 and 5). Furthermore, an abrupt reversal of $J_p(\Phi)$ is a signature of the linear field dependence of the levels at the crossing point. The fact that the persistent current goes through zero in a finite magnetic field indicates the electrically neutral MZMs.

V. ESTIMATES AND DISCUSSION

Let us estimate the magnetic field needed to localize the MZMs and discuss possible experimental setups to measure the currents (23) and (24). The characteristic magnetic field B_{MZM} corresponds to a π phase drop at the junction, which holds under condition $k_S \approx (\kappa_+ \kappa_-)^{1/2}$, where $k_S = \pi B_{MZM} a / (w \Phi_0)$ is proportional to the effective area of the

junction, a [cf. Eq. (8)]. For lateral proximity structures (see, e.g., Refs. [24, 25, 42]), the area $a = Lw$ scales with the length, L , of the superconductors placed on top of the normal system. Therefore, the characteristic magnetic field is given by

$$B_{MZM} \approx \frac{\Phi_0}{\pi L(\kappa_+ \kappa_-)^{-1/2}}, \quad (25)$$

where $L(\kappa_+ \kappa_-)^{-1/2}$ is the effective area occupied by the edge state in the junction. In other words, B_{MZM} is the field one needs to apply in order to insert a flux quantum into the edge-state area. For the typical band-structure parameters of inverted HgTe quantum wells ($\mathcal{M} \approx -10$ meV and $\mathcal{B} \approx 1000$ meV·nm), the edge-state spreading is $(\kappa_+ \kappa_-)^{-1/2} \approx 10$ nm [cf. Eq. (6)]. The junction length L , however, is of order of a micron. For $L = 1\mu\text{m}$ we find

$$B_{MZM} \approx 0.1T. \quad (26)$$

Although the effective junction length L may be somewhat smaller, the typical numbers for B_{MZM} still make up a small fraction of the Tesla. In this case, the inclusion of the Zeeman coupling with typical g-factors ($\sim 1 - 10$) would neither spoil nor significantly modify the results. Both features of the magnetic-field-induced TS, viz. the MZMs and the $2\Phi_0$ - quasiperiodic oscillations, are expected to occur in the same field range as the classical magnetotransport.

As for the experimental realization, the calculation of the critical current (23) assumes standard two-terminal measurements in which $J_c(\Phi)$ is inferred from the $I - V$ characteristics of a current-biased junction. The measurement of the persistent current (24) is more challenging, as it requires a ring geometry permitting a circular flow of the superconducting condensate. One possibility is to determine $J_p(\Phi)$ from the current-phase relationship measured by means of the rf SQUID magnetometry.

VI. SUMMARY

This paper has studied a superconducting junction at an edge of a 2D topological insulator subject to a perpendicular magnetic field. It has been assumed that the field acts only on the orbital motion, causing a variation of the order parameter phase with a constant gradient in space. Unlike the previous work (e.g., Refs. [22, 23]), we choose the geometry in which the phase gradient is perpendicular to the conducting channel and switches the

sign between the superconducting banks. In this case, the magnetic field produces a phase twist across the junction, creating Andreev bound states in the absence of any external phase bias. Furthermore, we have found a unitary map between the Andreev bound states and the Majorana zero modes of the relativistic Jackiw-Rebbi model. This indicates the possibility of topological superconductivity controlled by the orbital magnetic field effect. Its characteristic feature is the $2\Phi_0$ -spaced oscillations with the magnetic flux enclosed in the junction, which are intimately related to the 4π - phase periodicity associated with the non-Abelian statistics of the Majorana zero modes. The paper has discussed the observability of the magnetic-field-induced topological superconductivity in the critical and persistent Josephson currents.

ACKNOWLEDGMENTS

The author thanks U. Eckern for discussions. This work was supported by the German Research Foundation (DFG) through TRR 80.

Appendix A: Effective Bogoliubov - de Gennes Hamiltonian for a 2DTI edge

In the following, we derive the effective edge BdG Hamiltonian used in the main text [see Eqs. (3) and (4)]. It is assumed that, in the normal state, the 2DTI is described by the Bernevig-Hughes-Zhang (BHZ) Hamiltonian [37]:

$$H_N = \mathcal{A}(s_z\sigma_x k_x - s_0\sigma_y k_y) + [\mathcal{M} + \mathcal{B}(k_x^2 + k_y^2)]s_0\sigma_z + \mathcal{C} + \mathcal{D}(k_x^2 + k_y^2), \quad (\text{A1})$$

where k_x and k_y are the components of the 2D wave-vector operator $\mathbf{k} = [-i\partial_x, -i\partial_y, 0]$, σ_x, σ_y , and σ_z are the Pauli matrices in the space of the s - and p - like orbitals, and s_z is the spin Pauli matrix (σ_0 and s_0 are the corresponding unit matrices); $\mathcal{A}, \mathcal{B}, \mathcal{C}, \mathcal{D}$, and \mathcal{M} are the bulk band structure constants. In particular, \mathcal{A} quantifies the strength of the (pseudo)spin - momentum locking, \mathcal{B} and \mathcal{D} characterize the band curvature, \mathcal{C} is the reference energy, and $2\mathcal{M}$ yields the energy gap between the conduction and valence bands.

In contact with a conventional superconductor, placed on top of the 2DTI, the latter can be described at low energies by the BdG Hamiltonian

$$H_{BdG} = \tau_z H_N + \tau_+ \Delta_{2D}(x, y) + \tau_- \Delta_{2D}^*(x, y), \quad \tau_{\pm} = \frac{\tau_x \pm i\tau_y}{2}, \quad (\text{A2})$$

where $\Delta_{2D}(x, y)$ is the proximity-induced pair potential in the 2DTI, τ_x, τ_y , and τ_z are the Pauli matrices acting in the Nambu (particle-hole) space. The Hamiltonian H_{BdG} acts on an 8-component function $\Psi(x, y)$, satisfying the equation $H_{BdG} \Psi = E\Psi$ or, explicitly,

$$\begin{aligned} & \tau_z \{ \mathcal{A} s_z \sigma_x k_x + i \mathcal{A} s_0 \sigma_y \partial_y + s_0 \sigma_z [\mathcal{M} + \mathcal{B}(k_x^2 - \partial_y^2)] + \mathcal{C} + \mathcal{D}(k_x^2 - \partial_y^2) \} \Psi(x, y) + \\ & + \tau_+ \Delta_{2D}(x, y) \Psi(x, y) + \tau_- \Delta_{2D}^*(x, y) \Psi(x, y) = E \Psi(x, y). \end{aligned} \quad (\text{A3})$$

The 2DTI has the strip geometry with the width, $2w$, large enough to justify an independent treatment of the two edges. We choose an edge at $y = 0$, assuming that it faces an ordinary insulator with $\Psi(x, y) = 0$ in the half-space $y \leq 0$. This yields the boundary condition

$$\Psi(x, 0) = 0. \quad (\text{A4})$$

Another boundary condition is the requirement for $\Psi(x, y)$ to decay in the 2DTI interior:

$$\Psi(x, y \rightarrow w) \rightarrow 0. \quad (\text{A5})$$

The values of y are limited by the 2DTI half-width w . This is because, in reality, an edge state decays only up to the middle of a 2DTI ($y = w$), then the decay turns into an increase due to the presence of the other edge. The 2DTI half-width w yields the physical cutoff for the transverse coordinate y in our single-edge problem.

We intend to derive from Eq. (A3) a 1D equation that depends only on the position along the edge, x . For a generic $\Delta_{2D}(x, y)$, the separation of the x and y variables does not work. The idea is to integrate out the dependence on the transverse coordinate y . Integrating all terms in Eq. (A3) from 0 to w , we have

$$\tau_z \left\{ \mathcal{A} s_z \sigma_x k_x \int_0^w \Psi(x, y) dy + i \mathcal{A} s_0 \sigma_y [\Psi(x, w) - \Psi(x, 0)] + \right. \quad (\text{A6})$$

$$\left. s_0 \sigma_z \int_0^w [\mathcal{M} + \mathcal{B}(k_x^2 - \partial_y^2)] \Psi(x, y) dy + \int_0^w [\mathcal{C} + \mathcal{D}(k_x^2 - \partial_y^2)] \Psi(x, y) dy \right\} + \quad (\text{A7})$$

$$\tau_+ \int_0^w \Delta_{2D}(x, y) \Psi(x, y) dy + \tau_- \int_0^w \Delta_{2D}^*(x, y) \Psi(x, y) dy = E \int_0^w \Psi(x, y) dy. \quad (\text{A8})$$

The second term in Eq. (A6) vanishes because of the boundary conditions (A4) and (A5). Furthermore, we require that the first term in Eq. (A7) vanishes as well:

$$\int_0^w [\mathcal{M} + \mathcal{B}(k_x^2 - \partial_y^2)] \Psi(x, y) dy = 0 \iff \int_0^w (k_x^2 - \partial_y^2) \Psi(x, y) dy = -\frac{\mathcal{M}}{\mathcal{B}} \int_0^w \Psi(x, y) dy. \quad (\text{A9})$$

This just means that the full band gap term vanishes globally. As in the BHZ model, the requirement (A9) ensures the gapless character of the edge states [see also Eq. (A12) below]. Using the second relation in Eq. (A9), we exclude the second-order derivatives $k_x^2 - \partial_y^2$ in the remaining term in Eq. (A7):

$$\tau_z \left(\mathcal{A} s_z \sigma_x k_x + \mathcal{C} - \frac{\mathcal{D}\mathcal{M}}{\mathcal{B}} \right) \int_0^w \Psi(x, y) dy + \quad (\text{A10})$$

$$\tau_+ \int_0^w \Delta_{2D}(x, y) \Psi(x, y) dy + \tau_- \int_0^w \Delta_{2D}^*(x, y) \Psi(x, y) dy = E \int_0^w \Psi(x, y) dy. \quad (\text{A11})$$

The use of the integral Eqs. (A6) – (A9) allowed us to fully eliminate the second-order derivatives. We are left with a shift $-\mathcal{D}\mathcal{M}/\mathcal{B}$ of the bulk reference energy \mathcal{C} only. The energy shift reflects the asymmetry between the bulk conduction and valence bands due to the "non-relativistic" quadratic term $\mathcal{D}(k_x^2 + k_y^2)$ in the BHZ Hamiltonian (A1). The constant $\mu = -\mathcal{C} + \mathcal{D}\mathcal{M}/\mathcal{B}$ has the meaning of the effective edge chemical potential.

Next, let us determine the edge-state profile in the y direction. For that purpose, we note that the integral equation (A9) is equivalent to the differential equation used in the BHZ model [38]:

$$i\mathcal{A}\sigma_y \partial_y \Psi(x, y) + \sigma_z [\mathcal{M} + \mathcal{B}(k_x^2 - \partial_y^2)] \Psi(x, y) = 0. \quad (\text{A12})$$

It can be cast to

$$\frac{\mathcal{A}}{\mathcal{B}} \partial_y \Psi(x, y) + \sigma_x \left(\frac{\mathcal{M}}{\mathcal{B}} + k_x^2 - \partial_y^2 \right) \Psi(x, y) = 0 \quad (\text{A13})$$

and solved for small values of k_x such that $k_x^2 \ll |\mathcal{M}/\mathcal{B}|$, using the ansatz

$$\Psi(x, y) = \chi(x) e^{-\varkappa y}, \quad \sigma_x \chi(x) = \eta \chi(x), \quad (\text{A14})$$

where \varkappa is the inverse decay length, and $\chi(x)$ is chosen to be an eigenstate of σ_x with an eigenvalue η . Inserting Eq. (A14) into Eq. (A13) yields

$$\varkappa^2 + \eta \frac{\mathcal{A}}{\mathcal{B}} \varkappa - \frac{\mathcal{M}}{\mathcal{B}} = 0, \quad (\text{A15})$$

with the roots

$$\varkappa_{\pm}^{\eta} = -\eta \frac{\mathcal{A}}{2\mathcal{B}} \pm \sqrt{\left(\frac{\mathcal{A}}{2\mathcal{B}}\right)^2 + \frac{\mathcal{M}}{\mathcal{B}}}. \quad (\text{A16})$$

The normalizable edge solutions exist for an inverted band structure when $\varkappa_{+}^{\eta} \varkappa_{-}^{\eta} = -\mathcal{M}/\mathcal{B} > 0$. Moreover, in the chosen geometry, \varkappa_{+}^{η} and \varkappa_{-}^{η} must be both positive, which determines the choice of the eigenvalue η :

$$\eta = -\text{sgn}(\mathcal{A}\mathcal{B}) = \text{sgn}(\mathcal{A}\mathcal{M}), \quad (\text{A17})$$

where we use $\text{sgn}(\mathcal{B}) = -\text{sgn}(\mathcal{M})$. Finally, we recover the edge solution of Ref. [38]:

$$\Psi(x, y) = \chi(x)f(y), \quad f(y) = e^{-\varkappa_{+}^{\eta}y} - e^{-\varkappa_{-}^{\eta}y}, \quad \chi(x) = [1 + \text{sgn}(\mathcal{A}\mathcal{M})\sigma_x] \begin{bmatrix} \Psi(x) \\ 0 \end{bmatrix}, \quad (\text{A18})$$

where $\varkappa_{\pm} \equiv \varkappa_{\pm}^{\eta}|_{\eta=-\text{sgn}(\mathcal{A}\mathcal{B})} = \frac{|\mathcal{A}|}{2|\mathcal{B}|} \pm \sqrt{\frac{\mathcal{A}^2}{4\mathcal{B}^2} + \frac{\mathcal{M}}{\mathcal{B}}}$, and $\Psi(x)$ is a 4-component function (in the spin and Nambu spaces).

Inserting Eq. (A18) into Eqs. (A10) and (A11), we arrive at the 1D equation for $\Psi(x)$:

$$\left[\tau_z (|\mathcal{A}|\text{sgn}(\mathcal{M})s_z k_x - \mu) + \tau_+ \frac{\int_0^w \Delta_{2D}(x, y)f(y)dy}{\int_0^w f(y)dy} + \tau_- \frac{\int_0^w \Delta_{2D}^*(x, y)f(y)dy}{\int_0^w f(y)dy} \right] \Psi(x) = E\Psi(x), \quad (\text{A19})$$

The expression in the square brackets is the effective edge BdG Hamiltonian from the main text [cf. Eqs. (3) and (4)]. It is worth reminding that this result holds for a generic local pair potential $\Delta_{2D}(x, y)$.

-
- [1] A. Kitaev, Phys. Usp. **44**, 131 (2001).
[2] C. Nayak, S. H. Simon, A. Stern, M. Freedman, and S. Das Sarma, Rev. Mod. Phys. **80**, 1083 (2008).
[3] C. W. J. Beenakker, Annu. Rev. Cond. Matter Phys. **4**, 113 (2013).

- [4] M. Sato and Y. Ando, Rep. Prog. Phys. **80**, 076501 (2017).
- [5] T. Mizushima and K. Machida, Phil. Trans. R. Soc. A **376**, 20150355 (2018).
- [6] A. Haim and Y. Oreg, arXiv: 1809.06863.
- [7] L. Fu and C. L. Kane, Phys. Rev. Lett. **100**, 096407 (2008).
- [8] Y. Tanaka, T. Yokoyama, and N. Nagaosa, Phys. Rev. Lett. **103**, 107002 (2009).
- [9] X.-L. Qi, T. L. Hughes, and S.-C. Zhang, Phys. Rev. B **82**, 184516 (2010).
- [10] J. D. Sau, R. M. Lutchyn, S. Tewari, and S. Das Sarma, Phys. Rev. Lett. **104**, 040502 (2010).
- [11] J. Alicea, Phys. Rev. B **81**, 125318 (2010).
- [12] R. M. Lutchyn, J. D. Sau, and S. Das Sarma, Phys. Rev. Lett. **105**, 077001 (2010).
- [13] Y. Oreg, G. Refael, and F. von Oppen, Phys. Rev. Lett. **105**, 177002 (2010).
- [14] V. Mourik, K. Zuo, S. M. Frolov, S. R. Plissard, E. P. A. M. Bakkers, and L. P. Kouwenhoven, Science **336**, 1003 (2012).
- [15] L. P. Rokhinson, X. Liu, and J. K. Furdyna, Nat. Phys. **8**, 795 (2012).
- [16] S. Hart, H. Ren, T. Wagner, P. Leubner, M. Mühlbauer, C. Brüne, H. Buhmann, L. W. Molenkamp, and A. Yacoby, Nat. Phys. **10**, 638 (2014).
- [17] S. Nadj-Perge, I. K. Drozdov, J. Li, H. Chen, S. Jeon, J. Seo, A. H. MacDonald, B. A. Bernevig, and A. Yazdani, Science **346**, 602 (2014).
- [18] J. Wiedenmann, E. Bocquillon, R. S. Deacon, S. Hartinger, O. Herrmann, T. M. Klapwijk, L. Maier, C. Ames, C. Brüne, C. Gould, A. Oiwa, K. Ishibashi, S. Tarucha, H. Buhmann, and L. W. Molenkamp, Nat. Commun. **7**, 10303 (2016).
- [19] E. Bocquillon, R. S. Deacon, J. Wiedenmann, P. Leubner, T. M. Klapwijk, C. Brüne, K. Ishibashi, H. Buhmann, and L. W. Molenkamp, Nat. Nanotechnol. **12**, 137 (2017).
- [20] Q. L. He, L. Pan, A. L. Stern, E. C. Burks, X. Che, G. Yin, J. Wang, B. Lian, Q. Zhou, E. S. Choi, K. Murata, X. Kou, Z. Chen, T. Nie, Q. Shao, Y. Fan, S.-C. Zhang, K. Liu, J. Xia, and K. L. Wang, Science **357**, 294 (2017).
- [21] R. P. Tiwari, U. Zülicke, and C. Bruder, Phys. Rev. Lett. **110**, 186805 (2013).
- [22] G. Tkachov and V. I. Fal'ko, Phys. Rev. B **69**, 092503 (2004).
- [23] G. Tkachov, Physica C (Amsterdam) **417**, 127 (2005).
- [24] F. Rohlfing, G. Tkachov, F. Otto, K. Richter, D. Weiss, G. Borghs, and C. Strunk, Phys. Rev. B **80**, 220507(R) (2009).
- [25] L. Maier, J.B. Oostinga, D. Knott, C. Brüne, P. Virtanen, G. Tkachov, E.M. Hankiewicz, C.

- Gould, H. Buhmann, and L.W. Molenkamp, Phys. Rev. Lett. **109**, 186806 (2012).
- [26] R. Jackiw and C. Rebbi, Phys. Rev. D **13**, 3398 (1976).
- [27] H.-J. Kwon, V.M. Yakovenko, and K. Sengupta, Low Temp. Phys. **30**, 613 (2004).
- [28] L. Fu and C. L. Kane, Phys. Rev. B **79**, 161408(R) (2009).
- [29] D.M. Badiane, M. Houzet, and J.S. Meyer, Phys. Rev. Lett. **107**, 177002 (2011).
- [30] F. Dominguez, F. Hassler, and G. Platero, Physical Review B **86**, 140503 (2012).
- [31] P. San-Jose, E. Prada, and R. Aguado, Phys. Rev. Lett. **108**, 257001 (2012).
- [32] D.I. Pikulin and Y.V. Nazarov, Phys. Rev. B **86**, 140504 (2012).
- [33] G. Tkachov and E. M. Hankiewicz, Phys. Status Solidi (b) **250**, 215 (2013).
- [34] C. W. J. Beenakker, D. I. Pikulin, T. Hyart, H. Schomerus, and J. P. Dahlhaus, Phys. Rev. Lett. **110**, 017003 (2013).
- [35] D.M. Badiane, L.I. Glazman, M. Houzet, and J.S. Meyer, C. R. Phys. **14**, 840 (2013).
- [36] D. Laroche, D. Bouman, D. J. van Woerkom, A. Proutski, C. Murthy, D. I. Pikulin, C. Nayak, R. J. J. van Gulik, J. Nygard, P. Krogstrup, L. P. Kouwenhoven, and A. Geresdi, arXiv:1712.08459.
- [37] B.A. Bernevig, T.L. Hughes, and S.C. Zhang, Science **314**, 1757 (2006).
- [38] C.-X. Liu, S.-C. Zhang, and X.-L. Qi, Annu. Rev. Condens. Matter Phys. **7**, 301 (2016).
- [39] N. B. Kopnin, A. S. Mel'nikov, and V. M. Vinokur, Phys. Rev. B **71**, 052505 (2005).
- [40] G. Tkachov, Phys. Rev. Lett. **118**, 016802 (2017).
- [41] The choice of the integration path depends on the screening properties of the superconductor. Here, it has the thin-film geometry in which the penetration of a perpendicular magnetic field is governed by the Pearl length. In practice, the Pearl penetration depth is comparable to or exceeds the half of the film length $L/2$ (see, e.g., Refs. [24, 25, 42]). In this case, the vertical branch of the integration path runs through the middle of the superconductor (at distance $L/2$ from the boundary in Fig. 2) where $\partial_y\varphi = 0$ for any symmetric magnetic field configuration. Besides, in order to avoid the corner points of the superconducting leads, we take them to be wider than the half of the 2DTI, which, however, is not crucial for the physics.
- [42] J. B. Oostinga, L. Maier, P. Schueffelgen, D. Knott, C. Ames, C. Bruene, G. Tkachov, H. Buhmann, and L. W. Molenkamp, Phys. Rev. X **3**, 021007 (2013).
- [43] A. A. Golubov, M. Yu. Kupriyanov, and E. Il'ichev, Rev. Mod. Phys. **76**, 411 (2004).