

PREPARED FOR SUBMISSION TO JHEP

Searching for the $W\gamma$ decay of a charged Higgs boson

Heather E. Logan,^a Yongcheng Wu^a

^a*Ottawa-Carleton Institute for Physics, Carleton University, 1125 Colonel By Drive, Ottawa, Ontario K1S 5B6, Canada*

E-mail: logan@physics.carleton.ca, ycwu@physics.carleton.ca

ABSTRACT: We study the prospects for charged Higgs boson searches in the $W\gamma$ decay channel. This loop-induced decay channel can be important if the charged Higgs is fermiophobic, particularly when its mass is below the WZ threshold. We identify useful kinematic observables and evaluate the future Large Hadron Collider sensitivity to this channel using the custodial-fiveplet charged Higgs in the Georgi-Machacek model as a fermiophobic benchmark. We show that the LHC with 300 fb^{-1} of data at 14 TeV will be able to exclude charged Higgs masses below about 130 GeV for almost any value of the $\text{SU}(2)_L$ -triplet vacuum expectation value in the model, and masses up to 200 GeV and beyond when the triplet vacuum expectation value is very small. We describe the signal simulation tools created for this analysis, which have been made publicly available.

Contents

1	Introduction	2
2	$H^+ \rightarrow W^+\gamma$ decay	4
2.1	Differential distributions	4
2.2	Possible values of r	5
3	A benchmark scenario	8
3.1	The Georgi-Machacek model	8
3.2	Fermiophobic H_5^\pm decays and parameter choices	10
3.3	H_5^\pm production processes	12
4	Search prospects at the LHC	14
4.1	Model implementation	14
4.2	Simulation and selection cuts	14
4.3	Constraint on the GM model parameter space	19
4.4	Competing constraints	21
5	Conclusions	23
A	Developing a low-s_H benchmark	24
B	Decays of $H_5^\pm \rightarrow W^\pm\gamma$, $H_5^0 \rightarrow \gamma\gamma$, and $H_5^0 \rightarrow Z\gamma$ for small s_H	27

1 Introduction

The discovery of the Higgs boson at the CERN Large Hadron Collider (LHC) [1, 2] represents the first experimental evidence for a (possibly) fundamental scalar particle. This naturally raises the question of whether there are more fundamental scalars; in particular, whether the Higgs sector is the minimal one predicted in the Standard Model (SM) or whether there are additional Higgs bosons.

Most extensions of the SM Higgs sector contain electrically-charged Higgs bosons H^\pm , which require very different experimental search strategies than do neutral Higgs bosons. The standard charged Higgs searches at the LHC exploit the charged Higgs couplings to SM fermion pairs, which are expected in models in which the charged Higgs comes from an additional $SU(2)_L$ doublet of scalars. These searches comprise charged Higgs production in top quark decays with the charged Higgs decaying to $\tau\nu$ [3, 4], $c\bar{s}$ [5, 6], or $c\bar{b}$ [7], as well as associated production of a charged Higgs and a top quark with the charged Higgs decaying to $\tau\nu$ [4, 8] or $t\bar{b}$ [4, 9]. Searches for a charged Higgs produced in the decay of a heavier neutral Higgs have also been proposed for the LHC [10].

Fermiophobic charged Higgs bosons appear in a number of models including the Georgi-Machacek (GM) model [11, 12], the Stealth Doublet model [13, 14], and certain parameter regions of the Aligned two-Higgs-doublet model (2HDM) [15]. The fermiophobic charged Higgs in the GM model, denoted H_5^\pm because it is a member of a fiveplet of the custodial symmetry, couples at tree level to $W^\pm Z$ with strength proportional to the vacuum expectation value (vev) of the $SU(2)_L$ triplets in the model. Dedicated searches have been performed at the LHC for H_5^\pm produced in vector boson fusion and decaying to $W^\pm Z$ [16–18]; these have focused on charged Higgs masses above 200 GeV. A fermiophobic charged Higgs can also decay into $W\phi$ (where ϕ is a neutral scalar) and, at one loop, into $W\gamma$. A dedicated search for $H^\pm \rightarrow W^\pm h$, where h is the 125 GeV SM-like Higgs boson, has been performed by ATLAS [19] in the context of a cascade decay $H^0 \rightarrow H^\pm W^\mp \rightarrow h(\rightarrow b\bar{b})W^\pm W^\mp$ in a two-Higgs-doublet model. Several searches for $W^\pm h$ resonances have also been made at the LHC [20–24] for resonance masses as low as 300 GeV; these have been interpreted in the context of a spin-1 resonance, but could be recast for a charged scalar. Searches for a $W^\pm\gamma$ resonance have been performed at the LHC [25, 26] for resonance masses as low as 275 GeV, again in the context of a narrow spin-1 resonance. None of these LHC searches to date have considered resonance masses below 200 GeV.

In this paper we study the prospects for light charged Higgs boson searches in the decay channel $H^\pm \rightarrow W^\pm\gamma$. This decay first appears at one loop¹ [14, 28–30], and

¹An exception is the charged Higgs arising from an isospin singlet with nonzero hypercharge, for

hence its branching ratio is typically very small if tree-level decays to fermion pairs or $W^\pm Z$ are available. However, for a fermiophobic charged Higgs with mass below the $W^\pm Z$ threshold, the branching ratio into $W^\pm \gamma$ can dominate [14, 29, 30], especially if the coupling to $W^\pm Z$ is suppressed due to a small triplet vev in the GM model or induced only at one loop as in the Stealth Doublet model and the Aligned 2HDM. We will therefore focus on charged Higgs masses below 200 GeV.

This paper is organized as follows. In Sec. 2 we examine the general form of the loop-induced $H^\pm W^\mp \gamma$ vertex and derive the key kinematic distribution that we will use to discriminate the charged Higgs decay from backgrounds. We also discuss the possible contributions to the loop-induced effective couplings that control this distribution. In Sec. 3 we choose the fermiophobic H_5^\pm in the GM model as a concrete benchmark. After a brief description of the model to set our notation, we summarize the relevant decay modes and discuss the most important charged Higgs production processes in the low- H_5^\pm -mass region. We focus on Drell-Yan production of H_5^\pm in association with another member of the scalar custodial fiveplet because of its large cross section even in the small triplet vev limit and its independence from the choice of model parameters.

In Sec. 4 we perform a sensitivity study for the $H_5^\pm \rightarrow W^\pm \gamma$ channel and evaluate the exclusion reach for 300 fb^{-1} at the 14 TeV LHC. We describe our implementation of the loop-induced decays via effective couplings in a new Universal FeynRules Output (UFO) [31] model file to be used with version 1.4.0 of the model calculator GMCALC [32] (these have been made publicly available). We simulate the dominant backgrounds and give an optimized set of cuts. Our main result is a projection for the 95% confidence level upper limit on the signal fiducial cross section as a function of the charged Higgs mass, which we then interpret as an upper limit on $\text{BR}(H_5^\pm \rightarrow W^\pm \gamma)$ and an exclusion reach in the GM model parameter space. In particular, we find that the LHC with 300 fb^{-1} of data at 14 TeV will be able to exclude H_5^\pm masses below about 130 GeV for almost any value of the triplet vev, and masses up to 200 GeV and beyond when the triplet vev is very small. Finally in Sec. 5 we summarize our conclusions. Details of our choice of the parameter benchmark in the GM model and the form factors in the limit of small triplet vev are given in Appendices A and B, respectively.

which the decay to $W\gamma$ is forbidden at one-loop level [27].

2 $H^+ \rightarrow W^+ \gamma$ decay

The decay amplitude for $H^+(k+q) \rightarrow W_\nu^+(k) \gamma_\mu(q)$ is forced by electromagnetic gauge invariance to take the form [29]

$$\mathcal{M} = \Gamma^{\mu\nu} \varepsilon_\nu^{W*}(k) \varepsilon_\mu^\gamma(q), \quad \text{with} \quad \Gamma^{\mu\nu} = (g^{\mu\nu} k \cdot q - k^\mu q^\nu) S + i \epsilon^{\mu\nu\alpha\beta} k_\alpha q_\beta \tilde{S}, \quad (2.1)$$

where k and q are the four-momenta and $\varepsilon_\nu^W(k)$ and $\varepsilon_\mu^\gamma(q)$ are the polarization vectors of the W boson and the photon, respectively.

The form factors S and \tilde{S} for $H^+ \rightarrow W^+ \gamma$ have been computed in 2HDMs in Refs. [14, 28, 29] (Ref. [28] also considered the Minimal Supersymmetric Standard Model (MSSM)) and in the GM model in Ref. [30]. In a CP-conserving theory, the scalar form factor S receives contributions from loops of fermions, scalars, and gauge bosons, while the pseudoscalar form factor \tilde{S} receives contributions only from loops of fermions; this implies that for a fermiophobic charged scalar, $\tilde{S} \rightarrow 0$. Furthermore, while S and \tilde{S} are complex in general, their imaginary parts arise only if a contributing loop diagram can be cut yielding an on-shell tree-level two-body decay. While we maintain full generality in this section, it will be useful to keep in mind the fact that the $H^+ \rightarrow W^+ \gamma$ decay is most interesting phenomenologically when competing decays to on-shell two-body final states and to fermion pairs are absent, i.e., when both form factors are real and $\tilde{S} \rightarrow 0$.

The vertex in Eq. (2.1) leads to the $H^+ \rightarrow W^+ \gamma$ decay partial width

$$\Gamma(H^+ \rightarrow W^+ \gamma) = \frac{m_{H^+}^3}{32\pi} \left[1 - \frac{m_W^2}{m_{H^+}^2} \right]^3 \left[|S|^2 + |\tilde{S}|^2 \right], \quad (2.2)$$

where m_{H^+} is the mass of H^+ and m_W is the mass of the W boson.

2.1 Differential distributions

In practice, the W boson will be reconstructed from its decay products, providing an additional experimental handle on the structure of the $H^+ W^- \gamma$ vertex via the W polarization. Allowing the W boson to decay leptonically to $\ell^+ \nu$, the square of the matrix element takes the form

$$\begin{aligned} |\mathcal{M}|^2 &\propto \Gamma^{\mu\nu} \Gamma^{\rho\sigma*} \varepsilon_\mu^{\gamma*} \varepsilon_\rho^\gamma \text{Tr}(\not{p}_\nu \gamma_\sigma P_L \not{p}_\ell \gamma_\nu) \\ &= \frac{m_W^2}{2} \left\{ 8(p_\ell \cdot q)^2 \left[|S|^2 + |\tilde{S}|^2 \right] - 4(p_\ell \cdot q)(m_{H^+}^2 - m_W^2) \left[|S|^2 + |\tilde{S}|^2 - 2\text{Re}(S\tilde{S}^*) \right] \right. \\ &\quad \left. + (m_{H^+}^2 - m_W^2)^2 \left[|S|^2 + |\tilde{S}|^2 - 2\text{Re}(S\tilde{S}^*) \right] \right\}, \end{aligned} \quad (2.3)$$

where p_ℓ , p_ν , and q are the four-momenta of the final-state lepton ℓ^+ , neutrino, and photon, respectively. Here we have assumed that the W boson is emitted on shell and

the W propagator dependence in $|\mathcal{M}|^2$ is omitted, which for an on-shell W is just an overall multiplicative factor. We have also neglected the final-state fermion masses.

In particular, the square of the matrix element can be expressed as a quadratic polynomial in the experimentally-observable kinematic invariant $p_\ell \cdot q \equiv p_\ell^\mu q_\mu$, the kinematically-accessible range of which is $[0, (m_{H^+}^2 - m_W^2)/2]$. It is convenient to reparameterize the form factor and momentum dependence of the kinematic distribution in Eq. (2.3) in terms of the ratios

$$r \equiv \frac{\tilde{S}}{S}, \quad K \equiv \frac{p_\ell \cdot q}{(m_{H^+}^2 - m_W^2)/2} \in [0, 1], \quad (2.4)$$

where a fermiophobic charged Higgs corresponds to $r \rightarrow 0$. The kinematic distribution in Eq. (2.3) can then be rewritten as

$$|\mathcal{M}|^2 \propto 2K^2 [1 + |r|^2] + (-2K + 1) [1 + |r|^2 - 2\text{Re}(r)]. \quad (2.5)$$

This function is a parabola in K with its minimum at

$$K_{\min} = \frac{1 + |r|^2 - 2\text{Re}(r)}{2(1 + |r|^2)}. \quad (2.6)$$

We plot the ideal differential decay distribution in Fig. 1 for various real values of r between -1 and $+1$, as a function of the experimental observable $p_\ell \cdot q$. Note that dividing Eq. (2.5) by an overall factor of $|r|^2$ yields the exact same distribution with $r \rightarrow 1/r$; therefore the differential distribution for real r values outside the range $[-1, 1]$ can be obtained trivially from Fig. 1 by using this substitution. For concreteness, we set $m_{H^+} = 150$ GeV; choosing different values of the charged Higgs mass only rescales the range of the x axis in Fig. 1.

2.2 Possible values of r

We now consider the possible values that $r \equiv \tilde{S}/S$ can take.

The pseudoscalar form factor \tilde{S} can be generated only by loops of fermions. Therefore, for a purely fermiophobic charged Higgs, $r = 0$. Phenomenologically, this is the most interesting situation because then the decays to light fermion pairs are absent and the branching ratio of $H^+ \rightarrow W^+ \gamma$ can be significant. This is the case for H_5^+ of the GM model, which we will discuss further in the next section.

When H^+ is not fermiophobic, \tilde{S} and S both receive contributions from loops involving top and bottom quarks. S also generically receives contributions from loops involving scalars and/or gauge bosons. Ignoring the bosonic loops, we can study the behaviour of r due only to the top and bottom quark loops. This is shown in Fig. 2,

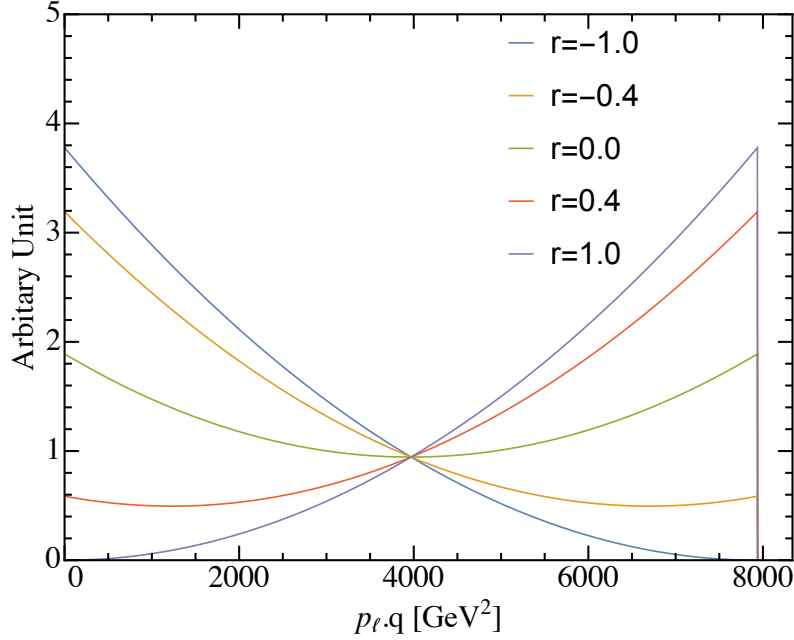


Figure 1. The ideal $H^+ \rightarrow W^+ \gamma$ decay differential distribution of $p_\ell \cdot q$ for various values of $r \equiv \tilde{S}/S$. For concreteness we set $m_{H^+} = 150$ GeV.

Aligned 2HDM	ζ_u	ζ_d
Type-I 2HDM	$\cot \beta$	$\cot \beta$
GM model	$\tan \theta_H$	$\tan \theta_H$
Type-II 2HDM	$\cot \beta$	$-\tan \beta$

Table 1. Charged Higgs couplings to fermions in the Aligned 2HDM, and corresponding values in the Type-I and -II 2HDMs and the GM model. The couplings are defined in terms of the Feynman rule for the $H^+ \bar{t} b$ vertex, $-i\sqrt{2}[\zeta_d m_b P_R - \zeta_u m_t P_L]/v$, where $P_{R,L} = (1 \pm \gamma^5)/2$ and $v \simeq 246$ GeV is the SM Higgs vev.

where we implement only the top/bottom quark loop contributions to S and \tilde{S} using the calculation of Ref. [30] for the fermiophilic charged Higgs H_3^+ in the GM model. The fermion couplings of H_3^+ follow the same pattern as in the Type-I 2HDM. We also generalize to the Type-II 2HDM using the results of Ref. [29] for the Aligned 2HDM, with the couplings as given in Table 1 [15].

In the left panel of Fig. 2 we plot the real and imaginary parts of r including the top/bottom quark loop only and taking the couplings of H^+ as in the Type-I 2HDM or the GM model. Dependence on $\tan \beta$ or $\tan \theta_H$ cancels out in the ratio r , so r

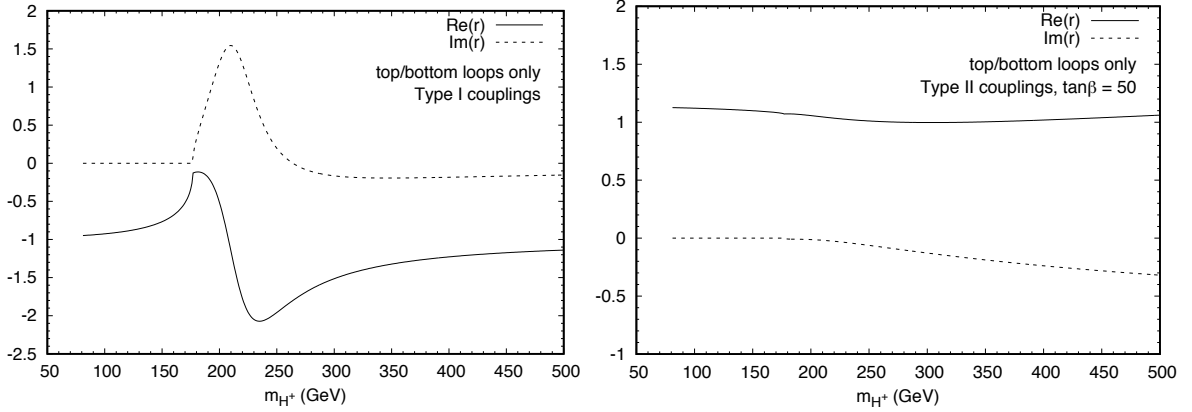


Figure 2. Real and imaginary parts of $r \equiv \tilde{S}/S$ including only the loops involving top and bottom quarks, for H^+ couplings as in the Type-I 2HDM or GM model (left) and as in the Type-II 2HDM with $\tan\beta = 50$ (right).

depends only on the H^+ mass. The threshold at which $H^+ \rightarrow t\bar{b}$ opens up is clearly visible. Below this threshold, r is real and lies between -1 and 0 . Above this threshold, tree-level decays to $t\bar{b}$ compete with the loop-induced decay to $W^+\gamma$, making the latter phenomenologically much less interesting.

In the right panel of Fig. 2 we plot the real and imaginary parts of r including the top/bottom quark loop only, this time taking the couplings of H^+ as in the Type-II 2HDM with $\tan\beta = 50$. The threshold at which $H^+ \rightarrow t\bar{b}$ opens up is much less obvious, but still visible. In this case, $\text{Re}(r)$ is close to $+1$ over a wide range of H^+ masses. r now depends on the value of $\tan\beta$: Type-II couplings with $\tan\beta = 1$ lead to r values nearly (but not exactly) identical to the left panel of Fig. 2.

In a realistic model, S also receives contributions from loops involving scalars and/or gauge bosons. These can have either sign – in particular, in the GM model with small s_H , the sign of the scalar loop contribution is controlled by the sign of the trilinear scalar coupling parameter M_2 [see Eq. (3.4)]. Therefore, the scalar and/or gauge boson contributions to S can interfere constructively or destructively with the fermion contribution, and can even change the sign of S . This means that $\text{Re}(r)$ can be larger or smaller in magnitude than shown in Fig. 2, and can even change sign.

The general conclusion that we can draw from experimental detection of a nonzero value of r from the shape of the $p_\ell \cdot q$ distribution is therefore rather limited: nonzero r tells us only that the fermion loop contribution is non-negligible. This implies that H^+ is not fermiophobic and can also be searched for via its fermionic decay products, and (for masses below the top quark mass) its production in top quark decays.

3 A benchmark scenario

For the remainder of this paper we adopt the GM model as a prototype in order to study in more detail the future LHC sensitivity to the $W\gamma$ decay channel of a fermiophobic charged Higgs.

3.1 The Georgi-Machacek model

The scalar sector of the GM model [11, 12] consists of the usual SM complex scalar doublet $(\phi^+, \phi^0)^T$ with hypercharge² $Y = 1$, together with a real triplet $(\xi^+, \xi^0, -\xi^{++})^T$ with $Y = 0$ and a complex triplet $(\chi^{++}, \chi^+, \chi^0)^T$ with $Y = 2$. In order to avoid stringent constraints from the electroweak ρ parameter, custodial symmetry is introduced by imposing a global $SU(2)_L \times SU(2)_R$ symmetry upon the scalar potential. The isospin doublet is written as a bi-doublet under $SU(2)_L \times SU(2)_R$ and the two isospin triplets are combined into a bi-triplet in order to make the symmetry explicit,

$$\Phi = \begin{pmatrix} \phi^{0*} & \phi^+ \\ -\phi^{+*} & \phi^0 \end{pmatrix}, \quad X = \begin{pmatrix} \chi^{0*} & \xi^+ & \chi^{++} \\ -\chi^{+*} & \xi^0 & \chi^+ \\ \chi^{++*} & -\xi^{+*} & \chi^0 \end{pmatrix}. \quad (3.1)$$

The vevs are given by

$$\langle \Phi \rangle = \frac{v_\phi}{\sqrt{2}} I_{2 \times 2}, \quad \langle X \rangle = v_\chi I_{3 \times 3}, \quad (3.2)$$

where I is the unit matrix and the W and Z boson masses give the constraint,

$$v_\phi^2 + 8v_\chi^2 \equiv v^2 = \frac{1}{\sqrt{2}G_F} \approx (246 \text{ GeV})^2. \quad (3.3)$$

The most general gauge-invariant scalar potential involving these fields that preserves custodial $SU(2)$ is given, in the conventions of Ref. [33], by:

$$\begin{aligned} V(\Phi, X) = & \frac{\mu_2^2}{2} \text{Tr}(\Phi^\dagger \Phi) + \frac{\mu_3^2}{2} \text{Tr}(X^\dagger X) + \lambda_1 [\text{Tr}(\Phi^\dagger \Phi)]^2 + \lambda_2 \text{Tr}(\Phi^\dagger \Phi) \text{Tr}(X^\dagger X) \\ & + \lambda_3 \text{Tr}(X^\dagger X X^\dagger X) + \lambda_4 [\text{Tr}(X^\dagger X)]^2 - \lambda_5 \text{Tr}(\Phi^\dagger \tau^a \Phi \tau^b) \text{Tr}(X^\dagger t^a X t^b) \\ & - M_1 \text{Tr}(\Phi^\dagger \tau^a \Phi \tau^b) (U X U^\dagger)_{ab} - M_2 \text{Tr}(X^\dagger t^a X t^b) (U X U^\dagger)_{ab}, \end{aligned} \quad (3.4)$$

where $\tau^a = \sigma^a/2$ and

$$t^1 = \frac{1}{\sqrt{2}} \begin{pmatrix} 0 & 1 & 0 \\ 1 & 0 & 1 \\ 0 & 1 & 0 \end{pmatrix}, \quad t^2 = \frac{1}{\sqrt{2}} \begin{pmatrix} 0 & -i & 0 \\ i & 0 & -i \\ 0 & i & 0 \end{pmatrix}, \quad t^3 = \begin{pmatrix} 1 & 0 & 0 \\ 0 & 0 & 0 \\ 0 & 0 & -1 \end{pmatrix}. \quad (3.5)$$

²We use the convention $Q = T^3 + Y/2$.

The matrix U , which rotates X into the Cartesian basis, is given by

$$U = \begin{pmatrix} -\frac{1}{\sqrt{2}} & 0 & \frac{1}{\sqrt{2}} \\ -\frac{i}{\sqrt{2}} & 0 & -\frac{i}{\sqrt{2}} \\ 0 & 1 & 0 \end{pmatrix}. \quad (3.6)$$

The physical fields can be organized by their transformation properties under the custodial $SU(2)$ symmetry into a fiveplet, a triplet and two singlets:

$$\begin{aligned} \textbf{Fiveplet:} \quad & H_5^{++} = \chi^{++}, \quad H_5^+ = \frac{\chi^+ - \xi^+}{\sqrt{2}}, \quad H_5^0 = \sqrt{\frac{2}{3}}\xi^{0,r} - \sqrt{\frac{1}{3}}\chi^{0,r}, \\ \textbf{Triplet:} \quad & H_3^+ = -s_H\phi^+ + c_H\frac{\chi^+ + \xi^+}{\sqrt{2}}, \quad H_3^0 = -s_H\phi^{0,i} + c_H\chi^{0,i}, \\ \textbf{Singlets:} \quad & H_1^0 = \phi^{0,r}, \quad H_1^{0'} = \sqrt{\frac{1}{3}}\xi^{0,r} + \sqrt{\frac{2}{3}}\chi^{0,r}, \end{aligned} \quad (3.7)$$

where

$$s_H \equiv \sin \theta_H = \frac{2\sqrt{2}v_\chi}{v}, \quad c_H \equiv \cos \theta_H = \frac{v_\phi}{v}. \quad (3.8)$$

Within the fiveplet and triplet, the masses are degenerate at tree level, and are given in terms of the parameters of the scalar potential by

$$\begin{aligned} m_5^2 &= \frac{M_1}{4v_\chi}v_\phi^2 + 12M_2v_\chi + \frac{3}{2}\lambda_5v_\phi^2 + 8\lambda_3v_\chi^2, \\ m_3^2 &= \frac{M_1}{4v_\chi}v^2 + \frac{\lambda_5}{2}v^2. \end{aligned} \quad (3.9)$$

The two custodial singlets will mix by an angle α to give the two mass eigenstates h and H ,

$$\begin{aligned} h &= c_\alpha H_1^0 - s_\alpha H_1^{0'}, \\ H &= s_\alpha H_1^0 + c_\alpha H_1^{0'}, \end{aligned} \quad (3.10)$$

where $c_\alpha = \cos \alpha$ and $s_\alpha = \sin \alpha$. The mixing is controlled by the mass matrix,

$$\mathcal{M}^2 = \begin{pmatrix} \mathcal{M}_{11}^2 & \mathcal{M}_{12}^2 \\ \mathcal{M}_{12}^2 & \mathcal{M}_{22}^2 \end{pmatrix}, \quad (3.11)$$

where

$$\begin{aligned} \mathcal{M}_{11}^2 &= 8\lambda_1v_\phi^2, \\ \mathcal{M}_{12}^2 &= \frac{\sqrt{3}}{2}v_\phi[-M_1 + 4(2\lambda_2 - \lambda_5)v_\chi], \\ \mathcal{M}_{22}^2 &= \frac{M_1}{4v_\chi}v_\phi^2 - 6M_2v_\chi + 8(\lambda_3 + 3\lambda_4)v_\chi^2. \end{aligned} \quad (3.12)$$

Particle	Decay channels	Comment
H_5^\pm :	$H_5^\pm \rightarrow W^\pm \gamma$	Loop-induced
	$H_5^\pm \rightarrow W^{\pm(*)} Z^{(*)}$	Suppressed by s_H^2 , off-shell
H_5^0 :	$H_5^0 \rightarrow \gamma\gamma$	Loop-induced
	$H_5^0 \rightarrow Z\gamma$	Loop-induced, phase space disfavored
	$H_5^0 \rightarrow Z^{(*)} Z^{(*)}$	Suppressed by s_H^2 , off-shell
	$H_5^0 \rightarrow W^{\pm(*)} W^{\mp(*)}$	Suppressed by s_H^2 , off-shell
$H_5^{\pm\pm}$:	$H_5^{\pm\pm} \rightarrow W^{\pm(*)} W^{\pm(*)}$	Suppressed by s_H^2 , off-shell

Table 2. Decay channels for members of the scalar fiveplet at low mass, including possible off-shell decays. We consider the case in which the fiveplet is the lightest extra scalar; hence decays into other new scalars are kinematically forbidden.

3.2 Fermiophobic H_5^\pm decays and parameter choices

The custodial-fiveplet states H_5 have no doublet component, and hence are fermiophobic at tree level. The fiveplet states do, however, couple at tree level to massive vector boson pairs with a coupling proportional to s_H . They also take part in gauge couplings of the form $H_5 H_5 V$ and $H_5 H_3 V$, where $V = W$ or Z ; in what follows we will assume that $m_5 < m_3$, in which case there are no decays of H_5 into other scalar states. The remaining possible decay channels for the H_5 states are listed in Table 2, including the loop-induced decays involving one or more photons.

The decay width for $H_5^\pm \rightarrow W^\pm \gamma$ is naturally small because this process is loop suppressed. This decay therefore can become important only when the competing tree-level $H_5^\pm \rightarrow W^\pm Z$ decay is sufficiently suppressed. This can happen in two ways: (i) when s_H is small, suppressing the $H_5^\pm W^\mp Z$ coupling; and/or (ii) when m_5 is below the WZ threshold, where the $H_5^\pm \rightarrow W^\pm Z$ decay is off-shell and hence kinematically suppressed. These two parameter regions are illustrated in Fig. 3, where we show the dependence of $\text{BR}(H_5^\pm \rightarrow W^\pm \gamma)$ on m_5 and s_H , taking $M_2 = 40$ GeV and fixing the other parameters according to (see Appendix A)³

$$\begin{aligned}
m_3^2 &= m_5^2 + \delta m^2, \\
m_H^2 &= m_5^2 + \frac{3}{2} \delta m^2 + \kappa_H v^2 s_H^2, \\
M_1 &= \frac{\sqrt{2}}{v} \left(m_5^2 + \frac{3}{2} \delta m^2 \right) s_H + 3M_2 s_H^2 + \kappa_{\lambda_3} v s_H^3, \\
s_\alpha &= \kappa_\alpha s_H,
\end{aligned}$$

³We will adopt the choice of parameters in Eq. (3.13) for the remainder of this paper, keeping m_5 , s_H , and M_2 as free parameters whose values we will specify.

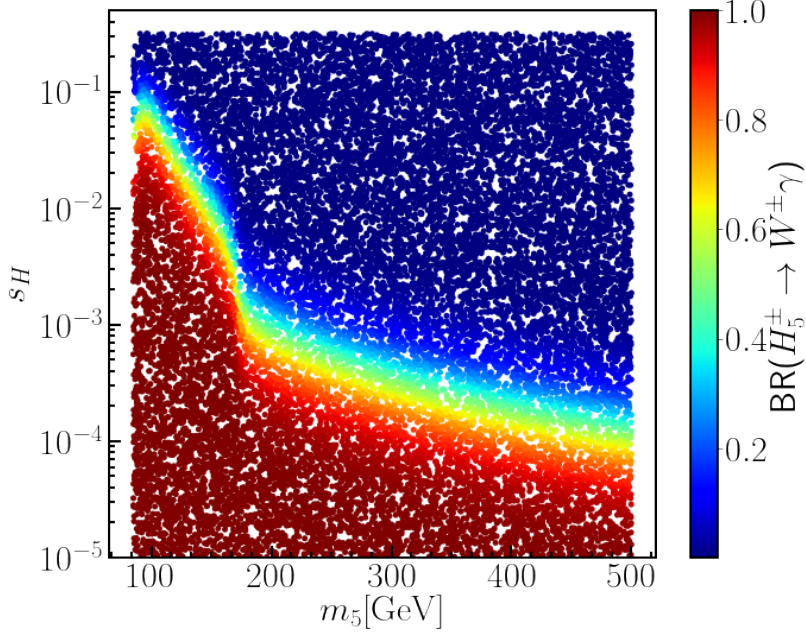


Figure 3. Dependence of $\text{BR}(H_5^\pm \rightarrow W^\pm \gamma)$ on m_5 and s_H , for $M_2 = 40$ GeV. Larger values of M_2 would move the transition to large $\text{BR}(H_5^\pm \rightarrow W^\pm \gamma)$ upwards to higher s_H values, and smaller values of M_2 would move this transition to lower s_H values.

$$\begin{aligned}
\delta m^2 &= (300 \text{ GeV})^2, \\
\kappa_\alpha &= -0.15 - \frac{m_5}{1000 \text{ GeV}}, \\
\kappa_H &= -\frac{m_5}{100 \text{ GeV}}, \\
\kappa_{\lambda_3} &= -\frac{\kappa_H^2}{10}.
\end{aligned} \tag{3.13}$$

This choice of parameters ensures that the full range of m_5 and s_H shown in Fig. 3 satisfies the theoretical constraints from perturbative unitarity of two-to-two scalar scattering amplitudes, boundedness from below of the potential, and the absence of deeper alternative minima [33]. The kinematic threshold below which the competing $H_5^\pm \rightarrow W^\pm Z$ channel goes off shell is clearly visible. Guided by this, we will concentrate on the region with $m_5 < 200$ GeV and s_H fairly small. We have chosen m_3 and m_H to be large so that we can (conservatively) ignore their contributions to H_5^\pm production, which we discuss in the next subsection.

The amplitude for the loop-induced decay $H_5^\pm \rightarrow W^\pm \gamma$ receives contributions from loop diagrams involving charged scalars $H_5^{\pm, \pm\pm}$ and H_3^\pm , W and Z bosons, and mixed diagrams involving both scalars and gauge bosons [30]. The amplitudes for the gauge

and mixed loop diagrams are all proportional to s_H , and hence are suppressed when s_H is small. This leaves the diagrams involving scalars in the loop, which are not suppressed at small s_H . Instead, at small s_H , these diagrams are all proportional to the trilinear scalar coupling parameter M_2 , and depend also on the masses m_5 and m_3 of the scalars in the loop (details are given in Appendix B). With our choice $m_3 \gg m_5$, the loops involving H_3^\pm become small, and the partial width for $H_5^\pm \rightarrow W^\pm \gamma$ essentially becomes a function of only m_5 and M_2 at small s_H . The partial width for the competing tree-level decay $H_5^\pm \rightarrow W^\pm Z$ is proportional to s_H^2 . Thus, for a given mass m_5 and s_H not too large, the branching fractions of H_5^\pm are determined entirely by s_H and M_2 .

3.3 H_5^\pm production processes

Because the H_5 states are fermiophobic, we focus on gauge-boson-initiated production processes. The relevant interactions of H_5 with one or two gauge bosons have the following coupling strengths:

$$\begin{aligned}
g_{H_5^+ H_5^- \gamma} &= e, & g_{H_5^+ H_5^- Z} &= \frac{e}{2s_W c_W} (1 - 2s_W^2), \\
g_{H_5^+ H_5^- W^+} &= \frac{e}{\sqrt{2}s_W}, & g_{H_5^+ H_3^- Z} &= -\frac{e}{2s_W c_W} c_H, \\
g_{H_5^+ H_5^0 W^-} &= \frac{\sqrt{3}e}{2s_W}, & g_{H_5^+ H_3^0 W^-} &= -\frac{ie}{2s_W} c_H, \\
g_{H_5^+ W^- Z} &= -\frac{e^2 v}{2s_W^2 c_W} s_H, & g_{H_5^0 W^+ W^-} &= \frac{e^2 v}{2\sqrt{3}s_W^2} s_H, \\
g_{H_5^0 ZZ} &= -\frac{e^2 v}{\sqrt{3}s_W^2 c_W^2} s_H, & g_{H_5^{++} W^- W^-} &= \frac{e^2 v}{\sqrt{2}s_W^2} s_H.
\end{aligned} \tag{3.14}$$

Note that all the couplings of H_5 to two gauge bosons are proportional to s_H , while the couplings of two scalars ($H_5 H_5$ or $H_5 H_3$) to one gauge boson are either a gauge coupling or a gauge coupling times c_H . Therefore for $s_H \ll 1$, the cross sections for single H_5 production (via vector boson fusion or associated production with a vector boson) will be suppressed by s_H^2 , while Drell-Yan processes that produce a pair of H_5 states (or $H_5 H_3$) will be unsuppressed, with cross sections controlled only by the relevant gauge coupling and the masses of the final-state scalars.

Taking $m_3 \gg m_5$, we can ignore the contribution from associated $H_5 H_3$ production.⁴ The most important production channels for H_5^\pm are then $pp \rightarrow H_5^\pm H_5^0$, $H_5^\pm H_5^{\mp\mp}$, and $H_5^+ H_5^-$. The Feynman diagrams are shown in Fig. 4. These cross sections depend only on m_5 , as illustrated in Fig. 5 for $\sqrt{s} = 14$ TeV and m_5 between 80 and 200 GeV.

⁴We also ignore the possible contribution from $q\bar{q}, gg \rightarrow H \rightarrow H_5^+ H_5^-$. The $q\bar{q}H$ coupling (which also controls $gg \rightarrow H$) is suppressed in the small- s_H limit.

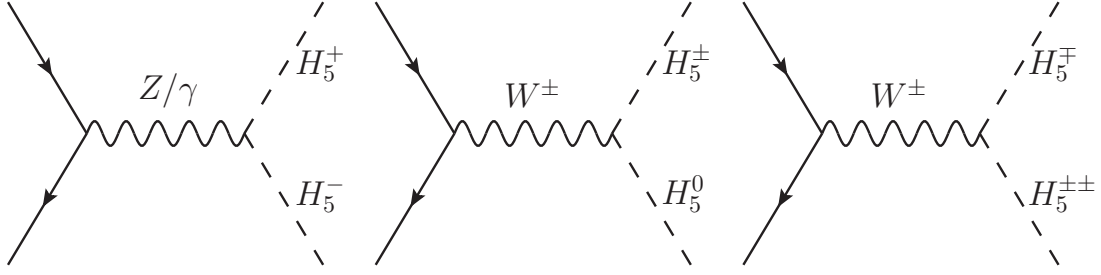


Figure 4. Feynman diagrams for the dominant Drell-Yan production processes involving H_5^\pm when $s_H \ll 1$ and $m_3 \gg m_5$.

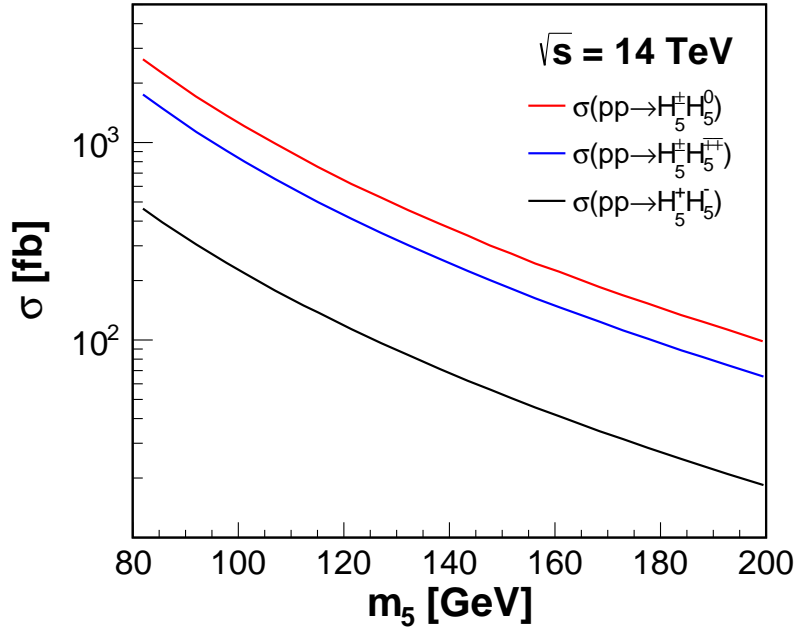


Figure 5. Leading-order cross sections for the Drell-Yan production processes involving H_5^\pm and another H_5 scalar, for pp collisions at a centre-of-mass energy of 14 TeV.

These are calculated at leading order in QCD with MadGraph5-2.4.3 [34], using the NNPDF23 parton distribution set [35] and the model implementation described in the next section. $pp \rightarrow H_5^\pm H_5^0$ has the largest cross section, reaching above a picobarn for $m_5 = 100$ GeV. The cross section for $pp \rightarrow H_5^\pm H_5^{\mp\mp}$ is smaller by a factor of $2/3$, due entirely to the different couplings in Eq. (3.14). The smallest is $pp \rightarrow H_5^\pm H_5^\mp$, reaching a little over 200 fb for $m_5 = 100$ GeV. While these Drell-Yan cross sections drop rapidly with increasing m_5 , they offer plenty of events at low mass if the signal is sufficiently clean.

4 Search prospects at the LHC

We now study the search prospects for the charged Higgs in the $W\gamma$ channel. We focus on the mass range $m_5 \in (80, 200)$ GeV and project the exclusion reach for 300 fb^{-1} at the 14 TeV LHC.

4.1 Model implementation

The whole GM model at leading and next-to-leading orders in QCD has previously been implemented in FeynRules [36] and a UFO [31] model file produced for simulation purposes. We extend the leading order FeynRules implementation to include effective vertices of the form given in Eq. (2.1) for all loop-induced decays of the scalars into gauge boson pairs that are not present at tree level [37]. The one-loop calculations of these effective vertices were already implemented in GMCALC 1.3.0 for the purpose of calculating decay branching ratios; we adapt GMCALC to write the effective coupling form factors in a `param.card.dat` file for use by MadGraph5 [34]. (This adaptation is included in the public release of GMCALC 1.4.0.) This implementation allows us to accurately simulate the kinematics of the loop-induced scalar decays.

4.2 Simulation and selection cuts

In order to determine the sensitivity of a charged scalar search in the $W\gamma$ channel, we perform a cut-based Monte Carlo analysis of the inclusive $W\gamma$ signal. In particular, we require at least one lepton (e^\pm or μ^\pm) and at least one photon in the final state. Signal and background events are generated at leading order in QCD using MadGraph5 [34], showered and hadronized using Pythia [38, 39], and then passed to Delphes [40] for the detector simulation.

The signal processes, as discussed in Sec. 3.3, are

$$\begin{aligned} pp &\rightarrow H_5^\pm H_5^0 \rightarrow W^\pm \gamma + X \rightarrow \ell \nu_\ell \gamma + X, \\ pp &\rightarrow H_5^\pm H_5^{\mp\mp} \rightarrow W^\pm \gamma + X \rightarrow \ell \nu_\ell \gamma + X, \\ pp &\rightarrow H_5^+ H_5^- \rightarrow W^\pm \gamma + X \rightarrow \ell \nu_\ell \gamma + X. \end{aligned} \tag{4.1}$$

We generate the inclusive signal requiring at least one lepton and at least one photon (with kinematic requirements given below). While we will vary $\text{BR}(H_5^\pm \rightarrow W^\pm \gamma)$ in order to extract limits on this branching ratio, we have to make some assumptions about the decay branching ratios of the other H_5 states produced in association. In our simulation we assume that $\text{BR}(H_5^{\pm\pm} \rightarrow W^\pm W^\pm) = 1$ and $\text{BR}(H_5^0 \rightarrow \gamma\gamma) = 1$. The first of these is a safe assumption because this is the only possible two-body decay of $H_5^{\pm\pm}$ when $m_3 > m_5$. The second is a conservative assumption because the additional

photons from H_5^0 introduce combinatoric background and reduce the signal efficiency. Finally, for the $H_5^+ H_5^-$ channel, we allow the second H_5^\pm to decay into either $W^\pm \gamma$ or $W^\pm Z$, taking $\text{BR}(H_5^\pm \rightarrow W^\pm Z) = 1 - \text{BR}(H_5^\pm \rightarrow W^\pm \gamma)$. Again, this is a safe assumption so long as $m_3 > m_5$.

We simulate the following SM processes as backgrounds:

$$\begin{aligned}
pp &\rightarrow W^\pm \gamma \rightarrow \ell \nu_\ell \gamma, \\
pp &\rightarrow W^\pm \gamma \gamma \rightarrow \ell \nu_\ell \gamma \gamma, \\
pp &\rightarrow W^+ W^- \gamma \rightarrow \ell \nu_\ell \gamma + X, \\
pp &\rightarrow W^+ W^- \gamma \gamma \rightarrow \ell \nu_\ell \gamma \gamma + X, \\
pp &\rightarrow t \bar{t} \gamma \rightarrow \ell \nu_\ell \gamma + X, \\
pp &\rightarrow W^\pm Z \gamma \rightarrow \ell \nu_\ell \gamma + X.
\end{aligned} \tag{4.2}$$

$W^\pm \gamma$ has the largest cross section before cuts, but it can be easily suppressed by the cuts described below. The dominant background after cuts is $t \bar{t} \gamma$, followed by $W^+ W^- \gamma$ and $W^+ W^- \gamma \gamma$. When calculating the signal significance, we include an overall 10% systematic error on the background cross section. We do not include fake backgrounds, which we feel are best estimated by experimentalists, for example, through data-driven methods. These could reduce the sensitivity to our signal.

We begin by requiring at least one lepton with transverse momentum $p_T > 25$ GeV and pseudorapidity $|\eta| < 2.5$ and at least one photon with $p_T > 25$ GeV and $|\eta| < 2.5$. To reduce combinatoric backgrounds from mis-pairings of the lepton and photon in signal events, we take the following strategy. When more than one lepton passes the p_T and η requirements, we choose the highest- p_T lepton as most likely to have come from the decay of H_5^\pm . This is mostly an issue for the $pp \rightarrow H_5^\pm H_5^{\mp\mp}$ signal process; because the $H_5^{\mp\mp}$ must decay to two W bosons, they are more likely to be off-shell than the W from $H_5^\pm \rightarrow W^\pm \gamma$, and hence their decay leptons are generally softer. When more than one photon passes the p_T and η requirements, we choose the photon with the smallest separation $\Delta R \equiv \sqrt{(\Delta\eta)^2 + (\Delta\phi)^2}$ (where $\Delta\phi$ is the azimuthal separation in radians) from our chosen lepton. This is mostly an issue for $pp \rightarrow H_5^\pm H_5^0$ with $H_5^0 \rightarrow \gamma\gamma$, as well as for $pp \rightarrow H_5^+ H_5^-$ when both charged Higgs bosons decay to $W\gamma$. Because the Drell-Yan scalar pair production process is p -wave, the scalars tend to be somewhat boosted, making the selection based on ΔR sufficiently effective.⁵

We then apply additional cuts on each of the following variables:

⁵Choosing the photon with highest p_T is *not* a good strategy, because the photons from $H_5^0 \rightarrow \gamma\gamma$ tend to have higher p_T than the photon from $H_5^\pm \rightarrow W^\pm \gamma$.

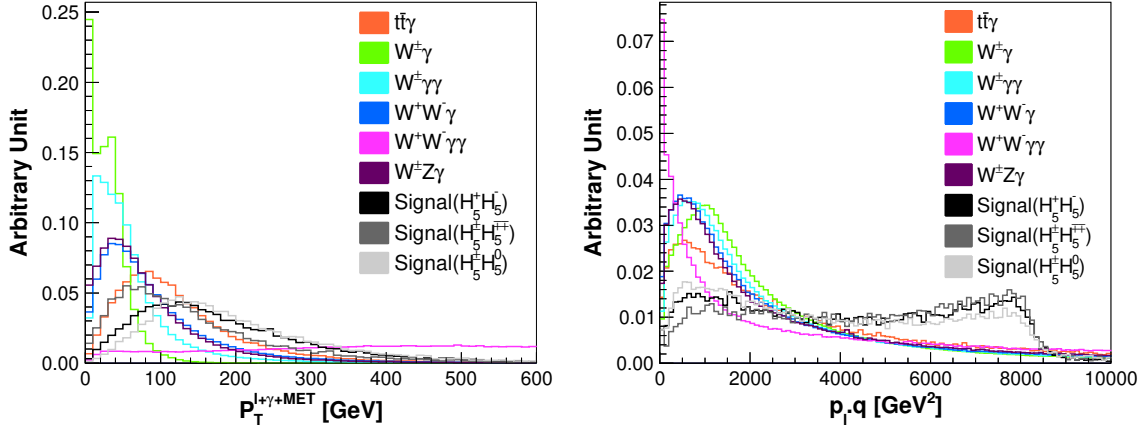


Figure 6. Normalized distributions of $p_T^{\ell+\gamma+\cancel{E}_T}$ (left) and $p_\ell \cdot q$ (right) for $m_5 = 150$ GeV for the signal and background processes. The characteristic peak in $p_\ell \cdot q$ at the kinematic endpoint at $(m_5^2 - m_W^2)/2$ is visible in the right plot. The deviation of the $p_\ell \cdot q$ distribution from the ideal parabolic shape at low $p_\ell \cdot q$ is mainly due to mis-pairing of the lepton and photon.

- N_j , the number of reconstructed jets with $p_T > 20$ GeV, and N_b , the number of the jets that are tagged as b jets by Delphes; in all cases we require $N_j \leq 2$ and $N_b = 0$. This helps to reduce the $t\bar{t}\gamma$ background;
- \cancel{E}_T , the missing transverse energy;
- H_T , the scalar sum of the p_T of all visible objects;
- $p_T^{\ell+\gamma+\cancel{E}_T}$, the vector sum of the p_T of our chosen lepton and photon together with the missing transverse momentum. In events with only one neutrino, this is equal to the transverse momentum of H_5^\pm ;
- $p_\ell \cdot q$, the dot product of the four-momenta of our chosen lepton and photon, which was identified as a useful variable in Sec. 2.1.

The distributions of the last two variables for each signal and background process are shown in Fig. 6 for $m_5 = 150$ GeV.

The cuts are optimized for the best signal significance for each value of m_5 .⁶ For example, for $m_5 = 150$ GeV, we take

⁶Note that when m_5 is close to m_W , the photon coming from $H_5^\pm \rightarrow W^\pm \gamma$ becomes soft and the parton-level upper limit of $p_\ell \cdot q$ becomes close to zero, making reconstruction of the correct lepton and photon difficult and leading to numerical instabilities in the automatic optimization of the cuts. To avoid this, for $m_5 < 100$ GeV we fix the cuts at the values obtained for $m_5 = 100$ GeV.

Process	$H_5^\pm H_5^0$	$H_5^\pm H_5^{\mp\mp}$	$H_5^+ H_5^-$	$t\bar{t}\gamma$	$W^\pm\gamma$	$W^\pm\gamma\gamma$	$W^+W^-\gamma$	$W^+W^-\gamma\gamma$	$W^\pm Z\gamma$
$\sigma \times \text{BR}$ [fb] (before cuts)	57.29	38.19	19.07	856	23000	30	120	65	25
$\epsilon \times \sigma \times \text{BR}$ [fb] (after cuts)	4.21	1.01	0.95	0.49	0.09	0.05	0.38	0.28	0.05

Table 3. The cross section times branching ratio of each process before and after applying the cuts for $m_5 = 150$ GeV, defined as for the fiducial cross section in Eq. (4.3). For the signal processes, we assume $\text{BR}(H_5^\pm \rightarrow W^\pm\gamma) = 100\%$ and use $\text{BR}(W^\pm \rightarrow \ell^\pm\nu) \approx 21.34\%$.

- $72 \text{ GeV} \leq \cancel{E}_T \leq 220 \text{ GeV}$,
- $260 \text{ GeV} < H_T < 620 \text{ GeV}$,
- $100 \text{ GeV} < p_T^{\ell+\gamma+\cancel{E}_T} < 420 \text{ GeV}$,
- $3300 \text{ GeV}^2 < p_\ell \cdot q < 8200 \text{ GeV}^2$.

The expected cross section of each signal and background process before and after applying these cuts is listed in Table 3 for $m_5 = 150$ GeV assuming $\text{BR}(H_5^\pm \rightarrow W^\pm\gamma) = 1$ for the signal processes.

Because each production process has a different efficiency to pass the cuts and because the contribution to the signal rate of the $H_5^\pm H_5^-$ process depends nonlinearly on $\text{BR}(H_5^\pm \rightarrow W^\pm\gamma)$, we first present the expected upper limit on the fiducial cross section as a function of m_5 in the left panel of Fig. 7. The fiducial cross section is defined as

$$\begin{aligned}
(\sigma \times \text{BR})_{\text{Fiducial}} \equiv & \epsilon_{H_5^\pm H_5^0} \sigma(pp \rightarrow H_5^\pm H_5^0) \text{BR}(H_5^\pm \rightarrow \ell^\pm \nu \gamma) \\
& + \epsilon_{H_5^\pm H_5^{\mp\mp}} \sigma(pp \rightarrow H_5^\pm H_5^{\mp\mp}) \text{BR}(H_5^\pm \rightarrow \ell^\pm \nu \gamma) \\
& + \epsilon_{H_5^+ H_5^-} \sigma(pp \rightarrow H_5^+ H_5^-) [2\text{BR}(H_5^\pm \rightarrow \ell^\pm \nu \gamma) - \text{BR}(H_5^\pm \rightarrow \ell^\pm \nu \gamma)^2]. \quad (4.3)
\end{aligned}$$

Here $\text{BR}(H_5^\pm \rightarrow \ell^\pm \nu \gamma) = \text{BR}(H_5^\pm \rightarrow W^\pm\gamma) \times \text{BR}(W^\pm \rightarrow \ell^\pm \nu)$ and $\epsilon_{H_i H_j}$ stands for the efficiency of the cuts for the process $pp \rightarrow H_i H_j$. This efficiency is shown for each signal process in the right panel of Fig. 7. As the mass of the scalar approaches the threshold of the $W\gamma$ channel, the efficiency drops to near zero. This is due to the photon becoming too soft to pass the initial selection as well as the variable $p_\ell \cdot q$ losing its discriminative ability when m_5 is close to m_W . The upturn in the efficiency for $m_5 \sim m_W$ in the right panel of Fig. 7 is due to a (counterintuitive) rise in the number of photons passing the minimum p_T threshold in our simulation as the W is pushed off shell. Because the form factor for the $H^\pm W^\mp \gamma$ vertex that we use in our calculation is computed assuming on-shell external particles, we will consider our results reliable only for $m_5 \gtrsim 100$ GeV. As we will see in Sec. 4.4, lower m_5 values are mostly well covered by searches for $H_5^0 \rightarrow \gamma\gamma$.

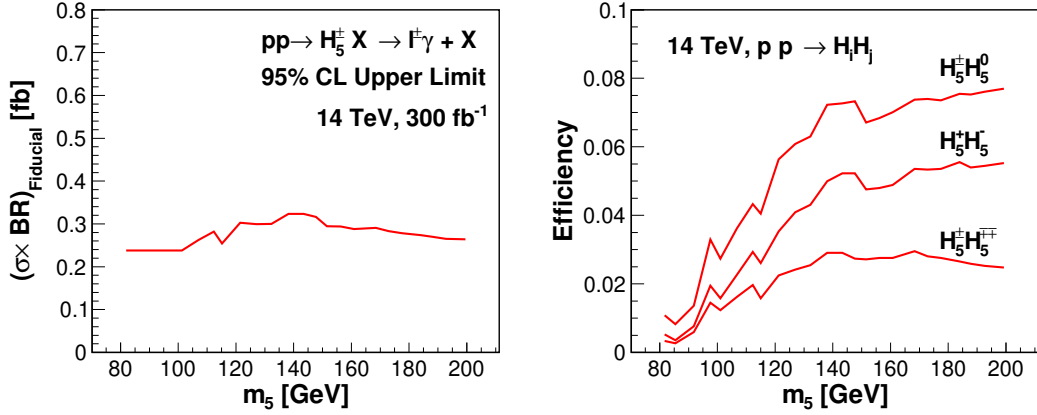


Figure 7. The projected 95% confidence level (CL) upper limit on $(\sigma \times \text{BR})_{\text{Fiducial}}$ with 300 fb⁻¹ of data at the 14 TeV LHC (left panel) and the efficiency ϵ of the cuts that define the fiducial volume for each signal process (right panel).

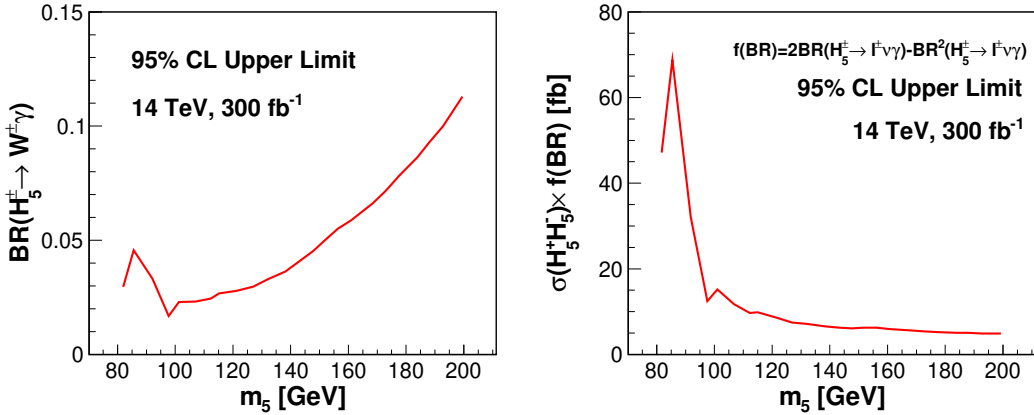


Figure 8. Left: the projected 95% CL upper limit on $\text{BR}(H_5^\pm \rightarrow W^\pm \gamma)$ in the GM model from the $W\gamma$ search. Right: the projected 95% CL upper limit on $\sigma(pp \rightarrow H_5^+ H_5^-) \times (2\text{BR}(H_5^\pm \rightarrow \ell^\pm \nu \gamma) - \text{BR}^2(H_5^\pm \rightarrow \ell^\pm \nu \gamma))$, assuming that $pp \rightarrow H_5^+ H_5^-$ is the only signal process. Both plots assume 300 fb⁻¹ of data at the 14 TeV LHC.

The Drell-Yan cross section for production of pairs of H_5 scalars in the GM model depends only on the mass of H_5 . Thus the interpretation of the LHC exclusion in this model depends only on the branching fraction of $H_5^\pm \rightarrow W^\pm \gamma$. The projected upper limit on $\text{BR}(H_5^\pm \rightarrow W^\pm \gamma)$ is shown in the left panel of Fig. 8, where the nonlinear dependence on the branching fraction of the total cross section in Eq. (4.3) has been taken into account. The projected exclusion ranges from $\text{BR}(H_5^\pm \rightarrow W^\pm \gamma)$ of about 2% for $m_5 \sim 100$ GeV to about 12% for $m_5 = 200$ GeV.

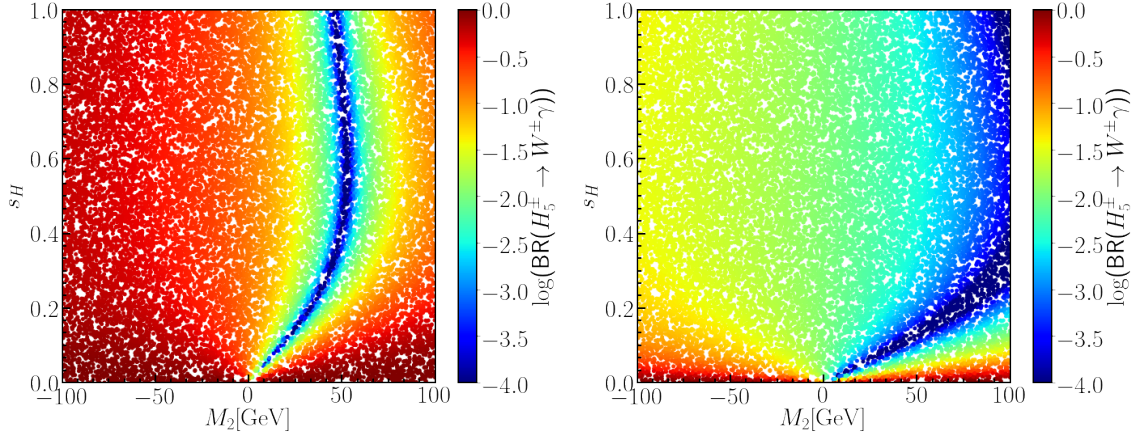


Figure 9. Dependence of $\text{BR}(H_5^\pm \rightarrow W^\pm \gamma)$ on M_2 and s_H for $m_5 = 100$ GeV (left) and $m_5 = 150$ GeV (right).

In the right panel of Fig. 8 we show the projected 95% confidence level upper limit on the $H_5^+ H_5^-$ process alone. The y axis shows the projected upper bound on $\sigma(pp \rightarrow H_5^+ H_5^-) \times [2\text{BR}(H_5^\pm \rightarrow \ell^\pm \nu \gamma) - \text{BR}^2(H_5^\pm \rightarrow \ell^\pm \nu \gamma)]$. This can be used to estimate the sensitivity of the $W^\pm \gamma$ search in other models, as well as in scenarios in which the $H_5^+ H_5^-$ final state is produced resonantly through the decay of a heavier scalar particle. (We note however that the kinematic distribution from such a decay will be different than that from Drell-Yan production, resulting in different selection efficiency.)

4.3 Constraint on the GM model parameter space

The projected upper bound on $\text{BR}(H_5^\pm \rightarrow W^\pm \gamma)$ shown in the left panel of Fig. 8 can be reinterpreted as a constraint on the GM model parameter space. The dependence of $\text{BR}(H_5^\pm \rightarrow W^\pm \gamma)$ on the underlying parameters is remarkably simple when $m_3 \gg m_5$. We show this as a function of M_2 and s_H in Fig. 9, for $m_5 = 100$ GeV (left) and 150 GeV (right) and the remaining model parameters chosen as in Eq. (3.13).⁷

For small enough $s_H \lesssim 0.3$ and fixed m_5 , $\text{BR}(H_5^\pm \rightarrow W^\pm \gamma)$ depends to a good approximation only on the ratio s_H/M_2 . This happens because the s_H -suppressed terms in the triple-scalar couplings involved in $H_5^\pm \rightarrow W^\pm \gamma$ can be ignored, so that the scalar loop contribution depends only on M_2 as described in Appendix B. Indeed, the most striking feature of Fig. 9 is the stripe in which $\text{BR}(H_5^\pm \rightarrow W^\pm \gamma)$ is heavily sup-

⁷For the sake of illustration, to populate the full range of these plots we ignore the theoretical constraints on the GM model parameters [33]. The theoretical constraints will be satisfied in the low- s_H region that we focus on below.

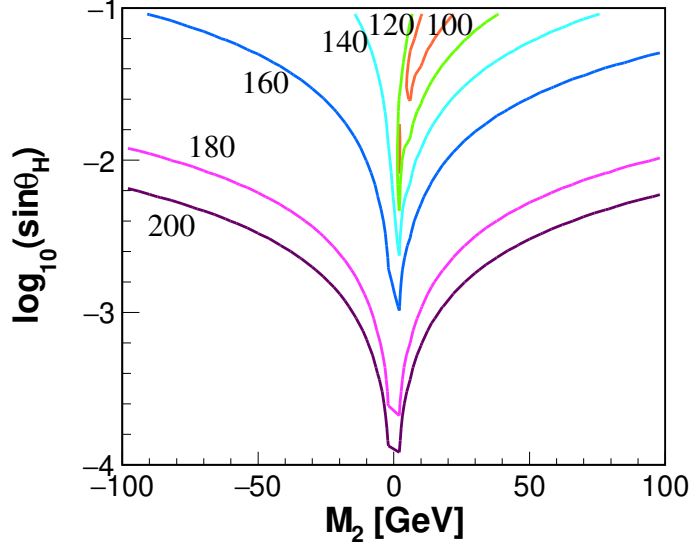


Figure 10. The projected 95% CL exclusion reach for the $W\gamma$ channel for various values of m_5 (in GeV), as a function of M_2 and s_H . The region below each line can be excluded with 300 fb^{-1} of data at the 14 TeV LHC.

pressed – this is due to a cancellation between the scalar loop and the gauge and mixed gauge/scalar loop contributions to the amplitude for $H_5^\pm \rightarrow W^\pm \gamma$. The cancellation happens only for positive M_2 when $s_H/M_2 \sim 10^{-2}/\text{GeV}$ for $m_5 = 100 \text{ GeV}$. The other feature of Fig. 9 is the m_5 dependence: as expected, $\text{BR}(H_5^\pm \rightarrow W^\pm \gamma)$ is largest when m_5 is well below the WZ threshold; nearer the threshold, this decay only dominates when $s_H \ll 1$, and the cancellation between scalar and gauge amplitudes happens at a smaller s_H/M_2 value for larger mass.

We translate this into a projected exclusion reach in the GM model parameter space in two ways. First, in Fig. 10 we show the excluded region in the M_2 – s_H plane for m_5 values between 100 and 200 GeV in steps of 20 GeV. The region *below* each contour can be excluded by the $W\gamma$ search. Note in particular that the $W\gamma$ channel is most sensitive at low s_H ; this is in contrast to searches for H_5 produced in vector boson fusion, which lose sensitivity at low s_H because the vector boson fusion cross section is proportional to s_H^2 .

Second, for small $s_H \lesssim 0.3$, we can take advantage of the fact that $\text{BR}(H_5^\pm \rightarrow W^\pm \gamma)$ depends to a good approximation only on the ratio s_H/M_2 and plot a projected exclusion in the m_5 – s_H/M_2 plane. This is shown by the red curves in Fig. 11 for positive and negative M_2 values. The region to the left of the curves can be excluded, except for m_5 values below 100 GeV where our analysis becomes unreliable. Note

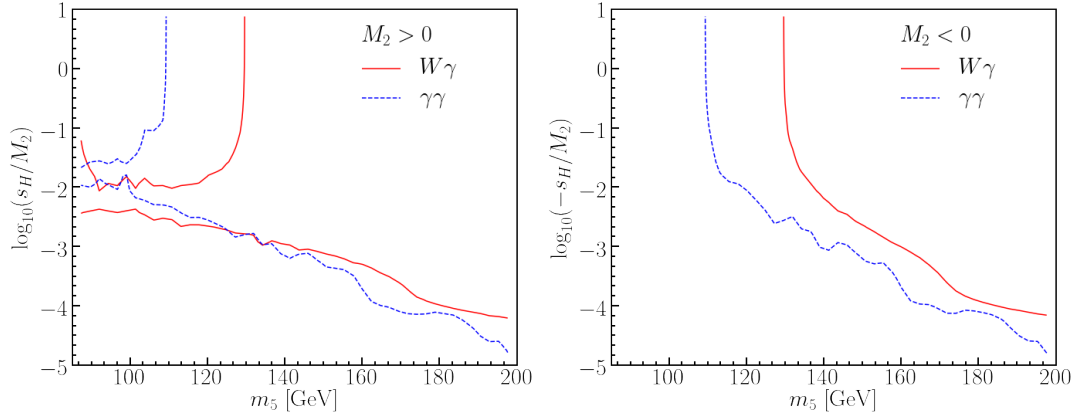


Figure 11. The projected 95% CL exclusion reach for the $W\gamma$ channel (red solid line) valid for $s_H \lesssim 0.3$ and $m_5 > 100$ GeV. The region to the left of the curve can be excluded with 300 fb^{-1} of data at the 14 TeV LHC. Contours are shown as a function of m_5 and s_H/M_2 (in GeV^{-1}) for positive (left) and negative (right) M_2 . The region to the left of the blue dashed line is already excluded in the GM model by LHC diphoton resonance searches via the process $pp \rightarrow H_5^\pm H_5^0$ with $H_5^0 \rightarrow \gamma\gamma$ (see Sec. 4.4).

the narrow unexcluded region at low m_5 for positive M_2 and $s_H/M_2 \sim 10^{-2}/\text{GeV}$: this corresponds to the cancellation between the scalar and gauge amplitudes in $H_5^\pm \rightarrow W^\pm \gamma$ that appears as the stripe in Fig. 9. Except for this narrow region, the $W\gamma$ channel will be able to exclude m_5 below about 130 GeV for almost any values of s_H/M_2 , and masses up to 200 GeV (and beyond) for sufficiently small values of s_H/M_2 .

4.4 Competing constraints

There are competing constraints on the GM model for $m_5 < 200$ GeV arising from other diboson searches. The most important of these are:

- (i) an 8 TeV ATLAS measurement of the $W^\pm W^\pm$ cross section in vector boson fusion [41], which was recast in Ref. [42] as a constraint on $H_5^{\pm\pm}$ production, excluding a parameter region with $s_H \gtrsim 0.4$ for $m_5 \gtrsim 140$ GeV;
- (ii) a LEP search for $e^+e^- \rightarrow ZH$ with fermiophobic $H \rightarrow \gamma\gamma$ [43], which was interpreted as a constraint on H_5^0 in the GM model in Ref. [30], excluding most of the parameter region with $s_H \gtrsim 0.1$ for $m_5 \lesssim 110$ GeV;
- (iii) 8 TeV ATLAS [44] and CMS [45] searches for scalar diphoton resonances in the mass range 65–600 GeV and 150–850 GeV respectively. The ATLAS search [44]

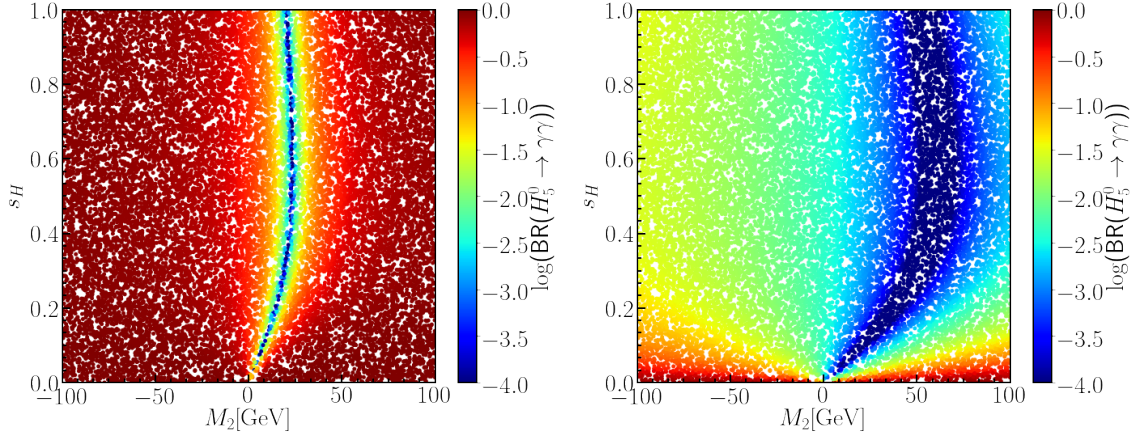


Figure 12. Dependence of $\text{BR}(H_5^0 \rightarrow \gamma\gamma)$ on M_2 and s_H for $m_5 = 100$ GeV (left) and $m_5 = 150$ GeV (right).

quotes an upper limit on the fiducial cross section, which can be applied to Drell-Yan production of H_5^0 to constrain arbitrarily small values of s_H in the GM model at low m_5 , as was first pointed out in Ref. [46].

Searches (i) and (ii) put upper bounds on s_H and are complementary to the $W\gamma$ search that we consider here. Search (iii) on the other hand, which relies on the loop-induced $H_5^0 \rightarrow \gamma\gamma$ channel, already directly constrains the parameter region of interest for the $W\gamma$ search. The direct comparability of the Drell-Yan $H_5^\pm \rightarrow W^\pm\gamma$ and Drell-Yan $H_5^0 \rightarrow \gamma\gamma$ channels depends critically on the mass degeneracy of H_5^\pm and H_5^0 , which is a consequence of the custodial symmetry in the GM model, but need not hold in other models with fermiophobic charged Higgs bosons.

The branching ratio for $H_5^0 \rightarrow \gamma\gamma$ is shown in Fig. 12 as a function of M_2 and s_H , for $m_5 = 100$ GeV (left) and 150 GeV (right). These plots look very similar to the corresponding plots for $\text{BR}(H_5^\pm \rightarrow W^\pm\gamma)$ in Fig. 9 because the physics is mostly the same: the loop-induced H_5^0 decay to $\gamma\gamma$ competes with tree-level decays to W^+W^- and ZZ with partial widths proportional to s_H^2 , and the decay to $\gamma\gamma$ is induced by loops of charged scalars (with an amplitude proportional to M_2 for s_H sufficiently small) and W bosons (with an amplitude proportional to s_H). The cancellation between the scalar and gauge loop diagrams happens at a slightly different place in parameter space than for $H_5^\pm \rightarrow W^\pm\gamma$. The $\gamma\gamma$ branching fraction is largest when m_5 is well below the WW threshold; nearer the threshold, this decay only dominates when $s_H \ll 1$.

We translate the diphoton resonance search limit in Ref. [44] into a constraint on our parameter space using our simulated events for $pp \rightarrow H_5^\pm H_5^0$, with $H_5^0 \rightarrow \gamma\gamma$. We decay H_5^\pm to $W^\pm\gamma$ as before; in this case there is no combinatoric background

to worry about because the search in Ref. [44] considered all pairs of photons for each mass hypothesis. We obtain an efficiency as a function of m_5 by applying the selection from Ref. [44]: two photons with $E_T > 22$ GeV and $|\eta| < 2.37$ are required; if $m_{\gamma\gamma} > 110$ GeV, the additional selections $E_T^{\gamma 1}/m_{\gamma\gamma} > 0.4$ and $E_T^{\gamma 2}/m_{\gamma\gamma} > 0.3$ are also imposed. We then translate the upper bound on $\sigma(pp \rightarrow H_5^\pm H_5^0) \times \text{BR}(H_5^0 \rightarrow \gamma\gamma)$ into a bound in the plane of m_5 and s_H/M_2 , valid for $s_H \lesssim 0.3$. This is shown as the blue dashed line in Fig. 11; the region to the left of the line is excluded. At large values of s_H/M_2 , the W loop contribution to $H_5^0 \rightarrow \gamma\gamma$ dominates, and the current LHC diphoton resonance searches exclude $m_5 < 110$ GeV, as pointed out already in Refs. [46, 47]. For positive M_2 and $s_H/M_2 \sim 10^{-2}$ GeV $^{-1}$, the scalar and gauge loops interfere destructively, resulting in a gap in the exclusion. For smaller values of s_H/M_2 , the scalar loop contributions dominate and the excluded region expands to higher m_5 as s_H/M_2 decreases.

We conclude that the projected exclusion reach of the $W\gamma$ channel with 300 fb $^{-1}$ at the 14 TeV LHC extends to charged Higgs masses substantially beyond the current diphoton exclusion for most values of s_H/M_2 , except in the region in which the cancellation between the scalar and gauge amplitudes suppresses the amplitude for $H_5^\pm \rightarrow W^\pm \gamma$. The two searches are complementary in two ways. First, the cancellation in the $H_5^0 \rightarrow \gamma\gamma$ decay width happens at a slightly higher value of s_H/M_2 than that in $H_5^\pm \rightarrow W^\pm \gamma$, so that the $W\gamma$ channel can be used to partially close the gap in the $\gamma\gamma$ exclusion due to this destructive interference. Second, the exclusion from $H_5^0 \rightarrow \gamma\gamma$ holds reliably for $m_5 < 100$ GeV, while our $W\gamma$ result should not be trusted in this mass range.

5 Conclusions

In this paper we studied the prospects for charged Higgs boson searches in the $W\gamma$ decay channel. This loop-induced decay channel can be important if the charged Higgs is fermiophobic, particularly when its mass is below the WZ threshold. We identify useful kinematic observables and evaluate the future LHC sensitivity to this channel using the custodial-fiveplet charged Higgs in the GM model as a fermiophobic benchmark.

We showed that the LHC with 300 fb $^{-1}$ of data at 14 TeV should be able to exclude charged Higgs masses below about 130 GeV for almost any value of s_H , and masses up to 200 GeV and beyond when s_H is very small. Part of this region is already excluded by LHC searches for diphoton resonances, which are relevant because H_5^\pm and H_5^0 have the same mass in the GM model. As a byproduct, we identified the most important model parameters that control the behavior of the $W\gamma$ channel and established a benchmark that captures them.

For this analysis we created a UFO model file for the GM model including effective couplings for the loop-induced scalar decays into gauge boson pairs that are absent at tree level. We adapted GMCALC to output the existing one-loop calculations for the effective couplings in a form that can be used with the UFO model in MadGraph5. These tools have been made publicly available as GMCALC 1.4.0.

Acknowledgments

We thank Brigitte Vachon, Kays Haddad, Howard Haber, Pedro Ferreira, and the members of the LHC Higgs Cross Section Working Group for stimulating conversations. This work was supported by the Natural Sciences and Engineering Research Council of Canada (NSERC). H.E.L. was also supported by the grant H2020-MSCA-RISE-2014 No. 645722 (NonMinimalHiggs).

A Developing a low- s_H benchmark

The scalar potential for the GM model given in Eq. (3.4) contains 9 parameters:

$$\mu_2^2, \mu_3^2, \lambda_1, \lambda_2, \lambda_3, \lambda_4, \lambda_5, M_1, M_2. \quad (\text{A.1})$$

For our study, it is more convenient to use physical masses and couplings as input parameters as much as possible. Therefore, we would like to use the following as inputs:

$$v, s_H, \sin \alpha, m_h, m_H, m_3, m_5, M_1, M_2. \quad (\text{A.2})$$

Here $v = (\sqrt{2}G_F)^{-1/2}$ and $m_h = 125$ GeV are fixed by experiment, while the rest can vary. The translation between these two parameter sets can easily be obtained by inverting the formulas for the masses in Sec. 3.1 together with the definitions $v_\chi = v s_H / \sqrt{8}$, $v_\phi = v c_H$:

$$\mu_2^2 = \frac{3\sqrt{2}s_H c_H M_1 v - 8c_H \mathcal{M}_{11}^2 - 2\sqrt{6}s_H \mathcal{M}_{12}^2}{16c_H}, \quad (\text{A.3a})$$

$$\mu_3^2 = \frac{3\sqrt{2}c_H^2 M_1 v + 9\sqrt{2}s_H^2 M_2 v - 4\sqrt{6}c_H \mathcal{M}_{12}^2 - 6s_H \mathcal{M}_{22}^2}{12s_H}, \quad (\text{A.3b})$$

$$\lambda_1 = \frac{\mathcal{M}_{11}^2}{8v^2 c_H^2}, \quad (\text{A.3c})$$

$$\lambda_2 = \frac{-3c_H(\sqrt{2}M_1 v - 4m_3^2 s_H) + 2\sqrt{6}\mathcal{M}_{12}^2}{12v^2 s_H c_H}, \quad (\text{A.3d})$$

$$\lambda_3 = \frac{c_H^2(\sqrt{2}M_1v - 3m_3^2s_H) - s_H(3\sqrt{2}M_2vs_H - m_5^2)}{v^2s_H^3}, \quad (\text{A.3e})$$

$$\lambda_4 = \frac{-3c_H^2(\sqrt{2}M_1v - 2m_3^2s_H) + s_H(9\sqrt{2}M_2vs_H - 2m_5^2) + 2s_H\mathcal{M}_{22}^2}{6v^2s_H^3}, \quad (\text{A.3f})$$

$$\lambda_5 = \frac{2m_3^2s_H - \sqrt{2}M_1v}{v^2s_H}, \quad (\text{A.3g})$$

where the mass matrix for h and H is

$$\mathcal{M}^2 = \begin{pmatrix} \mathcal{M}_{11}^2 & \mathcal{M}_{12}^2 \\ \mathcal{M}_{12}^2 & \mathcal{M}_{22}^2 \end{pmatrix} = \begin{pmatrix} c_\alpha^2m_h^2 + s_\alpha^2m_H^2 & s_\alpha c_\alpha(m_H^2 - m_h^2) \\ s_\alpha c_\alpha(m_H^2 - m_h^2) & s_\alpha^2m_h^2 + c_\alpha^2m_H^2 \end{pmatrix}. \quad (\text{A.4})$$

In our study of the $H_5^\pm \rightarrow W^\pm\gamma$ decay, we focus on the parameter region with $80 \text{ GeV} < m_5 < 200 \text{ GeV}$ and small s_H . However, using physical parameters as input, some of the underlying Lagrangian parameters given in Eq. (A.3) will blow up in the limit $s_H \rightarrow 0$ unless there are some relations between the physical input parameters. To understand this better, it is useful to express Eq. (A.3) as an expansion in powers of s_H and keep only the terms that have negative or zero powers of s_H :

$$\mu_2^2 \sim -\frac{s_\alpha^2m_H^2 + c_\alpha^2m_h^2}{2}, \quad (\text{A.5a})$$

$$\mu_3^2 \sim \frac{\sqrt{3}M_1v + 2s_{2\alpha}(m_h^2 - m_H^2)}{2\sqrt{6}s_H} - \frac{s_\alpha^2m_h^2 + c_\alpha^2m_H^2}{2}, \quad (\text{A.5b})$$

$$\lambda_1 \sim \frac{m_h^2 + m_H^2 + c_{2\alpha}(m_h^2 - m_H^2)}{16v^2}, \quad (\text{A.5c})$$

$$\lambda_2 \sim \frac{\sqrt{6}s_{2\alpha}(m_H^2 - m_h^2) - 3\sqrt{2}M_1v}{12v^2s_H} + \frac{m_3^2}{v^2}, \quad (\text{A.5d})$$

$$\lambda_3 \sim \frac{\sqrt{2}M_1}{vs_H^3} + \frac{m_5^2 - 3m_3^2}{v^2s_H^2} - \frac{2M_1 + 6M_2}{\sqrt{2}vs_H} + \frac{3m_3^2}{v^2}, \quad (\text{A.5e})$$

$$\lambda_4 \sim -\frac{M_1}{\sqrt{2}vs_H^3} + \frac{s_\alpha^2m_h^2 + c_\alpha^2m_H^2 + 3m_3^2 - m_5^2}{3v^2s_H^2} + \frac{M_1 + 3M_2}{\sqrt{2}vs_H}, \quad (\text{A.5f})$$

$$\lambda_5 \sim -\frac{\sqrt{2}M_1}{vs_H} + \frac{2m_3^2}{v^2}. \quad (\text{A.5g})$$

To avoid severe constraints from perturbativity of the λ_i in the limit $s_H \rightarrow 0$, we must choose relations among the input parameters so that all possible poles in s_H are cancelled. Thus, at least the following relations should be fulfilled, where κ_α , κ_H , and κ_{λ_3} are parameters of order one:

$$s_\alpha = \kappa_\alpha s_H, \quad (\text{A.6a})$$

$$m_H^2 = \frac{3m_3^2 - m_5^2}{2} + \kappa_H v^2 s_H^2, \quad (\text{A.6b})$$

$$M_1 = \frac{3m_3^2 - m_5^2}{\sqrt{2}v} s_H + 3M_2 s_H^2 + \kappa_{\lambda_3} v s_H^3. \quad (\text{A.6c})$$

Based on scans over the full set of parameters, we adopt the values

$$\begin{aligned} \kappa_\alpha &= -0.15 - \frac{m_5}{1000 \text{ GeV}}, \\ \kappa_H &= -\frac{m_5}{100 \text{ GeV}}, \\ \kappa_{\lambda_3} &= -\frac{\kappa_H^2}{10}. \end{aligned} \quad (\text{A.7})$$

Varying these parameters has essentially no effect on the $H_5^\pm \rightarrow W^\pm \gamma$ phenomenology.

This leaves only four physical input parameters, which can be chosen as follows: two parameters m_5 and δm^2 that control the mass spectrum of the heavy Higgs bosons, and two parameters s_H and M_2 that control the decays of H_5^\pm into the competing $W^\pm \gamma$ and $W^\pm Z$ channels. In particular, we define our benchmark as

$$\begin{aligned} m_5 &\in [80, 200] \text{ GeV}, \\ \delta m^2 &= (300 \text{ GeV})^2, \\ M_2 &\in [-100, 100] \text{ GeV}, \\ s_H &\ll 1, \end{aligned} \quad (\text{A.8})$$

and

$$\begin{aligned} m_3^2 &= m_5^2 + \delta m^2, \\ m_H^2 &= m_5^2 + \frac{3}{2} \delta m^2 + \kappa_H v^2 s_H^2, \\ M_1 &= \left[\frac{\sqrt{2}}{v} \left(m_5^2 + \frac{3}{2} \delta m^2 \right) + 3M_2 s_H + \kappa_{\lambda_3} v s_H^2 \right] s_H, \\ s_\alpha &= \kappa_\alpha s_H. \end{aligned} \quad (\text{A.9})$$

Our choice of $\delta m^2 = (300 \text{ GeV})^2$ puts the H_3 and H masses well above the H_5 mass, allowing us to (conservatively) ignore associated production of $H_5 H_3$. This choice also ensures that the contribution to loop-induced decays from H_3 in the loop is small.

B Decays of $H_5^\pm \rightarrow W^\pm \gamma$, $H_5^0 \rightarrow \gamma\gamma$, and $H_5^0 \rightarrow Z\gamma$ for small s_H

In this section we show that, in the limit $s_H \rightarrow 0$, the expressions for the one-loop decay amplitudes for $H_5^\pm \rightarrow W^\pm \gamma$, $H_5^0 \rightarrow \gamma\gamma$, and $H_5^0 \rightarrow Z\gamma$ simplify greatly, and are controlled only by the coupling parameter M_2 along with the masses m_5 and m_3 .

The complete expressions for the one-loop effective vertices for $H_5^\pm \rightarrow W^\pm \gamma$, $H_5^0 \rightarrow \gamma\gamma$, and $H_5^0 \rightarrow Z\gamma$ involve loops of gauge bosons, scalars, and combinations thereof and have been computed in Ref. [30]. The expressions for these amplitudes can be greatly simplified in the limit $s_H \rightarrow 0$, because all amplitudes involving gauge bosons in the loop vanish in this limit. We are left with [30]

$$\begin{aligned} S_{H_5^\pm \rightarrow W^\pm \gamma} &\approx \sum_{s_1, s_2} A_{s_1 s_2 s_2}^{H_5^\pm W \gamma}, \\ S_{H_5^0 \rightarrow \gamma\gamma} &\approx \frac{\alpha_{em}}{2\pi v} \sum_s \frac{C_{H_5^0 s s^*} v}{2m_s^2} Q_s^2 F_0(\tau_s), \\ S_{H_5^0 \rightarrow Z\gamma} &\approx -\frac{\alpha_{em}}{2\pi v} \sum_s \beta_s^{H_5^0} A_s^{H_5^0 Z \gamma}, \end{aligned} \quad (\text{B.1})$$

where the sums run over the scalars that can appear in the loop and

$$\begin{aligned} A_{s_1 s_2 s_2}^{H_5^\pm W \gamma} &= -\frac{\alpha_{em}}{\pi} \frac{C_{H_5^\pm s_1 s_2} C_{W^\mp s_1 s_2^*} Q_{s_2}}{4m_s^2} I_1(\tau_s, \bar{\lambda}_s), \\ A_s^{H_5^0 Z \gamma} &= 2C_{Z s s^*} Q_s I_1(\tau_s, \bar{\lambda}_s), \\ \beta_s^{H_5^0} &= \frac{C_{H_5^0 s s^*} v}{2m_s^2}. \end{aligned} \quad (\text{B.2})$$

Here α_{em} is the electromagnetic fine structure constant and Q_s is the electric charge of scalar s in units of e . The functions $F_0(\tau)$ and $I_1(\tau, \bar{\lambda})$ are the usual scalar loop form factors that appear in Higgs decays to $\gamma\gamma$ and $Z\gamma$ [48],⁸

$$\begin{aligned} F_0(\tau_s) &= \tau_s [1 - \tau_s f(\tau_s)], \\ I_1(a, b) &= \frac{ab}{2(a-b)} + \frac{a^2 b^2}{2(a-b)^2} [f(a) - f(b)] + \frac{a^2 b}{(a-b)^2} [g(a) - g(b)], \end{aligned} \quad (\text{B.3})$$

where for decays of H_5 , the arguments are

$$\tau_s = \frac{4m_s^2}{m_\gamma^2}, \quad \bar{\lambda}_s = \frac{4m_s^2}{m_V^2}, \quad (\text{B.4})$$

⁸We put a bar over the λ in $I_1(\tau, \bar{\lambda})$ to avoid confusion with the scalar quartic couplings.

$H_5^\pm \rightarrow W^\pm \gamma$			$H_5^0 \rightarrow \gamma\gamma/Z\gamma$		
s_1 and s_2	$C_{H_5^+ s_1^* s_2}$	$C_{W^- s_1 s_2^*}$	s	$C_{H_5^0 s s^*}$	$C_{Z s s^*}$
H_3^0, H_3^-	$-i3\sqrt{2}M_2$	$-i/2s_W$	H_3^+	$\sqrt{6}M_2$	$(1 - 2s_W^2)/2s_W c_W$
H_5^0, H_5^-	$-\sqrt{6}M_2$	$\sqrt{3}/2s_W$	H_5^+	$-\sqrt{6}M_2$	$(1 - 2s_W^2)/2s_W c_W$
H_5^-, H_5^{--}	$6M_2$	$-1/\sqrt{2}s_W$	H_5^{++}	$2\sqrt{6}M_2$	$(1 - 2s_W^2)/s_W c_W$
H_5^{++}, H_5^+	$6M_2$	$1/\sqrt{2}s_W$			

Table 4. The scalars that contribute to the one-loop $H_5^\pm \rightarrow W^\pm \gamma$ and $H_5^0 \rightarrow \gamma\gamma, Z\gamma$ decays and the corresponding couplings in the limit $s_H \rightarrow 0$.

where $V = W$ or Z is the massive final-state gauge boson. The functions f and g are defined in the usual way as [48],

$$f(\tau) = \begin{cases} \left[\sin^{-1} \left(\sqrt{\frac{1}{\tau}} \right) \right]^2 & \text{if } \tau \geq 1, \\ -\frac{1}{4} \left[\log \left(\frac{1+\sqrt{1-\tau}}{1-\sqrt{1-\tau}} \right) - i\pi \right]^2 & \text{if } \tau < 1, \end{cases} \quad (\text{B.5})$$

$$g(\tau) = \begin{cases} \sqrt{\tau-1} \sin^{-1} \left(\sqrt{\frac{1}{\tau}} \right) & \text{if } \tau \geq 1, \\ \frac{1}{2} \sqrt{1-\tau} \left[\log \left(\frac{1+\sqrt{1-\tau}}{1-\sqrt{1-\tau}} \right) - i\pi \right] & \text{if } \tau < 1. \end{cases} \quad (\text{B.6})$$

The couplings that appear in Eqs. (B.1) and (B.2) also simplify in the $s_H \rightarrow 0$ limit and are given in this limit in Table 4. These couplings are defined in terms of the triple-scalar and vector-scalar-scalar Feynman rules by $-iC_{H_i s_1^* s_2}$ and $ieC_{V s_1 s_2}(p_1 - p_2)^\mu$, respectively, with all particles incoming.

Inserting the couplings from Table 4 and doing the sums, the form factors S for $H_5^\pm \rightarrow W^\pm \gamma$, $H_5^0 \rightarrow \gamma\gamma$, and $H_5^0 \rightarrow Z\gamma$ can be written in the limit $s_H \rightarrow 0$ in the relatively simple form,

$$\begin{aligned} S_{H_5^\pm \rightarrow W^\pm \gamma} &\xrightarrow{s_H \rightarrow 0} -\frac{\alpha_{em}}{2\pi} \frac{3\sqrt{2}}{4} \frac{M_2}{s_W} \left(\frac{I_1(\tau_3, \bar{\lambda}_3)}{m_3^2} + \frac{7I_1(\tau_5, \bar{\lambda}_5)}{m_5^2} \right), \\ S_{H_5^0 \rightarrow \gamma\gamma} &\xrightarrow{s_H \rightarrow 0} \frac{\alpha_{em}}{2\pi} \frac{\sqrt{6}}{2} M_2 \left(\frac{F_0(\tau_3)}{m_3^2} + \frac{7F_0(\tau_5)}{m_5^2} \right), \\ S_{H_5^0 \rightarrow Z\gamma} &\xrightarrow{s_H \rightarrow 0} -\frac{\alpha_{em}}{2\pi} \sqrt{6} M_2 \frac{1 - 2s_W^2}{2s_W c_W} \left(\frac{I_1(\tau_3, \bar{\lambda}_3)}{m_3^2} + \frac{7I_1(\tau_5, \bar{\lambda}_5)}{m_5^2} \right). \end{aligned} \quad (\text{B.7})$$

We note in particular that for $s_H \rightarrow 0$, all of these form factors are proportional to M_2 , and are otherwise controlled only by the masses m_3 and m_5 .

References

- [1] **ATLAS** Collaboration, G. Aad et al., *Observation of a new particle in the search for the Standard Model Higgs boson with the ATLAS detector at the LHC*, *Phys. Lett. B* **716** (2012) 1–29, [[arXiv:1207.7214](#)].
- [2] **CMS** Collaboration, S. Chatrchyan et al., *Observation of a new boson at a mass of 125 GeV with the CMS experiment at the LHC*, *Phys. Lett. B* **716** (2012) 30–61, [[arXiv:1207.7235](#)].
- [3] **ATLAS** Collaboration, G. Aad et al., *Search for charged Higgs bosons decaying via $H^\pm \rightarrow \tau^\pm \nu$ in fully hadronic final states using pp collision data at $\sqrt{s} = 8$ TeV with the ATLAS detector*, *JHEP* **03** (2015) 088, [[arXiv:1412.6663](#)].
- [4] **CMS** Collaboration, V. Khachatryan et al., *Search for a charged Higgs boson in pp collisions at $\sqrt{s} = 8$ TeV*, *JHEP* **11** (2015) 018, [[arXiv:1508.07774](#)].
- [5] **ATLAS** Collaboration, G. Aad et al., *Search for a light charged Higgs boson in the decay channel $H^+ \rightarrow c\bar{s}$ in $t\bar{t}$ events using pp collisions at $\sqrt{s} = 7$ TeV with the ATLAS detector*, *Eur. Phys. J. C* **73** (2013), no. 6 2465, [[arXiv:1302.3694](#)].
- [6] **CMS** Collaboration, V. Khachatryan et al., *Search for a light charged Higgs boson decaying to $c\bar{s}$ in pp collisions at $\sqrt{s} = 8$ TeV*, *JHEP* **12** (2015) 178, [[arXiv:1510.04252](#)].
- [7] **CMS** Collaboration, A. M. Sirunyan et al., *Search for a charged Higgs boson decaying to charm and bottom quarks in proton-proton collisions at $\sqrt{s} = 8$ TeV*, *Submitted to: JHEP* (2018) [[arXiv:1808.06575](#)].
- [8] **ATLAS** Collaboration, M. Aaboud et al., *Search for charged Higgs bosons produced in association with a top quark and decaying via $H^\pm \rightarrow \tau \nu$ using pp collision data recorded at $\sqrt{s} = 13$ TeV by the ATLAS detector*, *Phys. Lett. B* **759** (2016) 555–574, [[arXiv:1603.09203](#)].
- [9] **ATLAS** Collaboration, G. Aad et al., *Search for charged Higgs bosons in the $H^\pm \rightarrow tb$ decay channel in pp collisions at $\sqrt{s} = 8$ TeV using the ATLAS detector*, *JHEP* **03** (2016) 127, [[arXiv:1512.03704](#)].
- [10] **LHC Higgs Cross Section Working Group** Collaboration, D. de Florian et al., *Handbook of LHC Higgs Cross Sections: 4. Deciphering the Nature of the Higgs Sector*, [[arXiv:1610.07922](#)].
- [11] H. Georgi and M. Machacek, *Doubly charged Higgs bosons*, *Nucl. Phys. B* **262** (1985) 463–477.
- [12] M. S. Chanowitz and M. Golden, *Higgs Boson Triplets With $M(W) = M(Z) \cos \theta_W$* , *Phys. Lett. B* **165B** (1985) 105–108.

- [13] R. Enberg, J. Rathsmann, and G. Wouda, *Higgs properties in a broken Inert Doublet Model*, *JHEP* **08** (2013) 079, [[arXiv:1304.1714](#)]. [Erratum: JHEP01,087(2015)].
- [14] R. Enberg, J. Rathsmann, and G. Wouda, *Higgs phenomenology in the Stealth Doublet Model*, *Phys. Rev.* **D91** (2015), no. 9 095002, [[arXiv:1311.4367](#)].
- [15] A. Pich and P. Tuzon, *Yukawa Alignment in the Two-Higgs-Doublet Model*, *Phys. Rev.* **D80** (2009) 091702, [[arXiv:0908.1554](#)].
- [16] **CMS** Collaboration, A. M. Sirunyan et al., *Search for Charged Higgs Bosons Produced via Vector Boson Fusion and Decaying into a Pair of W and Z Bosons Using pp Collisions at $\sqrt{s} = 13$ TeV*, *Phys. Rev. Lett.* **119** (2017), no. 14 141802, [[arXiv:1705.02942](#)].
- [17] **ATLAS** Collaboration, M. Aaboud et al., *Search for resonant WZ production in the fully leptonic final state in proton-proton collisions at $\sqrt{s} = 13$ TeV with the ATLAS detector*, [arXiv:1806.01532](#).
- [18] **CMS** Collaboration, *Measurement of electroweak WZ production and search for new physics in pp collisions at $\sqrt{s} = 13$ TeV*, Tech. Rep. CMS-PAS-SMP-18-001, 2018. Available from <https://cds.cern.ch/record/2629457>.
- [19] **ATLAS** Collaboration, G. Aad et al., *Search for a multi-Higgs-boson cascade in $W^+W^-b\bar{b}$ events with the ATLAS detector in pp collisions at $\sqrt{s} = 8$ TeV*, *Phys. Rev.* **D89** (2014), no. 3 032002, [[arXiv:1312.1956](#)].
- [20] **ATLAS** Collaboration, G. Aad et al., *Search for a new resonance decaying to a W or Z boson and a Higgs boson in the $\ell\ell/\ell\nu/\nu\nu + b\bar{b}$ final states with the ATLAS detector*, *Eur. Phys. J.* **C75** (2015), no. 6 263, [[arXiv:1503.08089](#)].
- [21] **CMS** Collaboration, A. M. Sirunyan et al., *Search for heavy resonances that decay into a vector boson and a Higgs boson in hadronic final states at $\sqrt{s} = 13$ TeV*, *Eur. Phys. J.* **C77** (2017), no. 9 636, [[arXiv:1707.01303](#)].
- [22] **ATLAS** Collaboration, M. Aaboud et al., *Search for heavy resonances decaying to a W or Z boson and a Higgs boson in the $q\bar{q}^{(\prime)}b\bar{b}$ final state in pp collisions at $\sqrt{s} = 13$ TeV with the ATLAS detector*, *Phys. Lett.* **B774** (2017) 494–515, [[arXiv:1707.06958](#)].
- [23] **ATLAS** Collaboration, M. Aaboud et al., *Search for heavy resonances decaying into a W or Z boson and a Higgs boson in final states with leptons and b-jets in 36 fb^{-1} of $\sqrt{s} = 13$ TeV pp collisions with the ATLAS detector*, *JHEP* **03** (2018) 174, [[arXiv:1712.06518](#)].
- [24] **CMS** Collaboration, A. M. Sirunyan et al., *Search for heavy resonances decaying into a vector boson and a Higgs boson in final states with charged leptons, neutrinos and b quarks at $\sqrt{s} = 13$ TeV*, [arXiv:1807.02826](#).
- [25] **ATLAS** Collaboration, G. Aad et al., *Search for new resonances in $W\gamma$ and $Z\gamma$ final*

- states in pp collisions at $\sqrt{s} = 8$ TeV with the ATLAS detector, *Phys. Lett.* **B738** (2014) 428–447, [[arXiv:1407.8150](#)].
- [26] **ATLAS** Collaboration, M. Aaboud et al., *Search for heavy resonances decaying to a photon and a hadronically decaying $Z/W/H$ boson in pp collisions at $\sqrt{s} = 13$ TeV with the ATLAS detector*, *Phys. Rev.* **D98** (2018), no. 3 032015, [[arXiv:1805.01908](#)].
 - [27] Q.-H. Cao, G. Li, K.-P. Xie, and J. Zhang, *Searching for Weak Singlet Charged Scalar at the Large Hadron Collider*, *Phys. Rev.* **D97** (2018), no. 11 115036, [[arXiv:1711.02113](#)].
 - [28] A. Arhrib, R. Benbrik, and M. Chabab, *Charged Higgs bosons decays $H^\pm \rightarrow W^\pm (\gamma, Z)$ revisited*, *J. Phys.* **G34** (2007) 907–928, [[hep-ph/0607182](#)].
 - [29] V. Ilisie and A. Pich, *Low-mass fermiophobic charged Higgs phenomenology in two-Higgs-doublet models*, *JHEP* **09** (2014) 089, [[arXiv:1405.6639](#)].
 - [30] C. Degrande, K. Hartling, and H. E. Logan, *Scalar decays to $\gamma\gamma$, $Z\gamma$, and $W\gamma$ in the Georgi-Machacek model*, *Phys. Rev.* **D96** (2017), no. 7 075013, [[arXiv:1708.08753](#)].
 - [31] C. Degrande, C. Duhr, B. Fuks, D. Grellscheid, O. Mattelaer, and T. Reiter, *UFO - The Universal FeynRules Output*, *Comput. Phys. Commun.* **183** (2012) 1201–1214, [[arXiv:1108.2040](#)].
 - [32] K. Hartling, K. Kumar, and H. E. Logan, *GM CALC: a calculator for the Georgi-Machacek model*, [[arXiv:1412.7387](#)].
 - [33] K. Hartling, K. Kumar, and H. E. Logan, *The decoupling limit in the Georgi-Machacek model*, *Phys. Rev.* **D90** (2014), no. 1 015007, [[arXiv:1404.2640](#)].
 - [34] J. Alwall, R. Frederix, S. Frixione, V. Hirschi, F. Maltoni, O. Mattelaer, H. S. Shao, T. Stelzer, P. Torrielli, and M. Zaro, *The automated computation of tree-level and next-to-leading order differential cross sections, and their matching to parton shower simulations*, *JHEP* **07** (2014) 079, [[arXiv:1405.0301](#)].
 - [35] **NNPDF** Collaboration, R. D. Ball, V. Bertone, S. Carrazza, L. Del Debbio, S. Forte, A. Guffanti, N. P. Hartland, and J. Rojo, *Parton distributions with QED corrections*, *Nucl. Phys.* **B877** (2013) 290–320, [[arXiv:1308.0598](#)].
 - [36] A. Alloul, N. D. Christensen, C. Degrande, C. Duhr, and B. Fuks, *FeynRules 2.0 - A complete toolbox for tree-level phenomenology*, *Comput. Phys. Commun.* **185** (2014) 2250–2300, [[arXiv:1310.1921](#)].
 - [37] K. Hartling, K. Kumar, H. E. Logan, A. Peterson, and Y. Wu, “<http://feynrules.irmp.ucl.ac.be/wiki/GeorgiMachacekModel>.”
 - [38] T. Sjostrand, S. Ask, J. R. Christiansen, R. Corke, N. Desai, P. Ilten, S. Mrenna, S. Prestel, C. O. Rasmussen, and P. Z. Skands, *An Introduction to PYTHIA 8.2*, *Comput. Phys. Commun.* **191** (2015) 159–177, [[arXiv:1410.3012](#)].

- [39] T. Sjostrand, S. Mrenna, and P. Z. Skands, *PYTHIA 6.4 Physics and Manual*, *JHEP* **05** (2006) 026, [[hep-ph/0603175](#)].
- [40] **DELPHES 3** Collaboration, J. de Favereau, C. Delaere, P. Demin, A. Giammanco, V. Lematre, A. Mertens, and M. Selvaggi, *DELPHES 3, A modular framework for fast simulation of a generic collider experiment*, *JHEP* **02** (2014) 057, [[arXiv:1307.6346](#)].
- [41] **ATLAS** Collaboration, G. Aad et al., *Evidence for Electroweak Production of $W^\pm W^\pm jj$ in pp Collisions at $\sqrt{s} = 8$ TeV with the ATLAS Detector*, *Phys. Rev. Lett.* **113** (2014), no. 14 141803, [[arXiv:1405.6241](#)].
- [42] C.-W. Chiang, S. Kanemura, and K. Yagyu, *Novel constraint on the parameter space of the Georgi-Machacek model with current LHC data*, *Phys. Rev.* **D90** (2014), no. 11 115025, [[arXiv:1407.5053](#)].
- [43] **ALEPH, L3, OPAL, and DELPHI** Collaboration, *Searches for Higgs Bosons Decaying into Photons : Combined Results from the LEP Experiments*, Tech. Rep. LHWG Note 2002-02, DELPHI-2002-087 CONF 620, CERN-ALEPH-2002-019, CERN-ALEPH-CONF-2002-008, 2002. Available from <http://lephiggs.web.cern.ch/LEPHIGGS/papers/index.html>.
- [44] **ATLAS** Collaboration, G. Aad et al., *Search for Scalar Diphoton Resonances in the Mass Range 65 – 600 GeV with the ATLAS Detector in pp Collision Data at $\sqrt{s} = 8$ TeV*, *Phys. Rev. Lett.* **113** (2014), no. 17 171801, [[arXiv:1407.6583](#)].
- [45] **CMS** Collaboration, V. Khachatryan et al., *Search for diphoton resonances in the mass range from 150 to 850 GeV in pp collisions at $\sqrt{s} = 8$ TeV*, *Phys. Lett.* **B750** (2015) 494–519, [[arXiv:1506.02301](#)].
- [46] A. Delgado, M. Garcia-Pepin, M. Quiros, J. Santiago, and R. Vega-Morales, *Diphoton and Diboson Probes of Fermiophobic Higgs Bosons at the LHC*, *JHEP* **06** (2016) 042, [[arXiv:1603.00962](#)].
- [47] R. Vega, R. Vega-Morales, and K. Xie, *Light (and darkness) from a light hidden Higgs*, *JHEP* **06** (2018) 137, [[arXiv:1805.01970](#)].
- [48] J. F. Gunion, H. E. Haber, G. L. Kane, and S. Dawson, *The Higgs Hunter’s Guide*, *Front. Phys.* **80** (2000) 1–404.