

# The host galaxies of double compact objects merging in the local Universe

Michela Mapelli<sup>1,2,3</sup>, Nicola Giacobbo<sup>1,2,3,4</sup>, Mattia Toffano<sup>4</sup>, Emanuele Ripamonti<sup>4</sup>, Alessandro Bressan<sup>5</sup>, Mario Spera<sup>1,3</sup>, Marica Branchesi<sup>6</sup>

<sup>1</sup>*Institut für Astro- und Teilchenphysik, Universität Innsbruck, Technikerstrasse 25/8, A-6020, Innsbruck, Austria*

<sup>2</sup>*INAF-Osservatorio Astronomico di Padova, Vicolo dell'Osservatorio 5, I-35122, Padova, Italy, [michela.mapelli@oapd.inaf.it](mailto:michela.mapelli@oapd.inaf.it)*

<sup>3</sup>*INFN, Milano Bicocca, Piazza della Scienza 3, I-20126 Milano, Italy*

<sup>4</sup>*Physics and Astronomy Department Galileo Galilei, University of Padova, Vicolo dell'Osservatorio 3, I-35122, Padova, Italy*

<sup>5</sup>*Scuola Internazionale Superiore di Studi Avanzati (SISSA), Via Bonomea 265, I-34136, Trieste, Italy*

12 September 2018

## ABSTRACT

We investigate the host galaxies of compact objects merging in the local Universe, by combining the results of binary population-synthesis simulations with the Illustris cosmological box. Double neutron stars (DNSs) merging in the local Universe tend to form in massive galaxies (with stellar mass  $> 10^9 M_{\odot}$ ) and to merge in the same galaxy where they formed, with a short delay time between the formation of the progenitor stars and the DNS merger. In contrast, double black holes (DBHs) and black hole – neutron star binaries (BHNSs) form preferentially in small galaxies (with stellar mass  $< 10^{10} M_{\odot}$ ) and merge either in small or in larger galaxies, with a long delay time. This result is an effect of metallicity: merging DBHs and BHNSs form preferentially from metal-poor progenitors ( $Z \leq 0.1 Z_{\odot}$ ), which are more common in high-redshift galaxies and in local dwarf galaxies, whereas merging DNSs are only mildly sensitive to progenitor's metallicity and thus are more abundant in massive galaxies nowadays. The mass range of DNS hosts we predict in this work is consistent with the mass range of short gamma-ray burst hosts.

**Key words:** stars: black holes – stars: neutron – gravitational waves – methods: numerical – stars: mass-loss – black hole physics

## 1 INTRODUCTION

On September 14 2015, the two LIGO interferometers (Aasi et al. 2015) obtained the first direct detection of gravitational waves (GWs). During the second observing run, the Virgo detector (Acernese et al. 2015) joined the network, drastically improving the sky localization of GW events (Abbott et al. 2017b,c). Six confirmed GW events have been reported so far, five of them associated to merging double black holes (DBHs Abbott et al. 2016b; Abbott et al. 2016d,c,a, 2017a,f,b) and the remaining one, GW170817, interpreted as a double neutron star (DNS) merger (Abbott et al. 2017c).

No electromagnetic counterpart was identified for the five DBH events, whose host galaxies remain unknown. In contrast, GW170817 was associated to electromagnetic emission spanning almost the entire electromagnetic spectrum, from gamma rays to radio wavelengths (Abbott et al. 2017d; Abbott et al. 2017e; Goldstein et al. 2017; Savchenko et al. 2017; Margutti et al. 2017; Coulter et al. 2017; Soares-

Santos et al. 2017; Chornock et al. 2017; Cowperthwaite et al. 2017; Nicholl et al. 2017; Pian et al. 2017; Alexander et al. 2017). The detection of the electromagnetic counterpart led to the indisputable identification of the host galaxy as NGC 4993 (Coulter et al. 2017; Soares-Santos et al. 2017), an early-type galaxy with stellar mass  $0.3 - 1.2 \times 10^{11} M_{\odot}$  (Im et al. 2017), redshift  $z \sim 0.009783$  (Levan et al. 2017), and mostly old (but not exclusively old) stellar population (Levan et al. 2017; Fong et al. 2017).

Several tens of new GW detections are expected in the forthcoming observing runs of LIGO and Virgo, possibly associated with the identification of the host galaxy. In preparation for future detections, it is crucial to study the properties of the host galaxies of merging DNSs, DBHs and black hole – neutron star binaries (hereafter BHNSs) with theoretical models, for a number of reasons. First, the comparison of different models against future detections is a vital test for models of compact-object binary formation, which are currently affected by a plethora of uncertainties (see e.g. Tutukov & Yungelson 1973; Flannery & van den Heuvel 1975;

Bethe & Brown 1998; Portegies Zwart & Yungelson 1998; Portegies Zwart & McMillan 2000; Belczynski et al. 2002; Voss & Tauris 2003; Podsiadlowski et al. 2004, 2005; Tauris & van den Heuvel 2006; Belczynski et al. 2007; Bogomazov et al. 2007; Dominik et al. 2012, 2013, 2015; Mennekens & Vanbeveren 2014; Spera et al. 2015; Tauris et al. 2015, 2017; de Mink & Belczynski 2015; de Mink & Mandel 2016; Marchant et al. 2016; Chruslinska et al. 2018; Mapelli et al. 2017; Giacobbo et al. 2018; Kruckow et al. 2018; Shao & Li 2018).

Second, studying the properties of host galaxies from simulations can provide us with astrophysically motivated criteria to localize the host galaxy of a GW event, even if the electromagnetic counterpart is not observed. Namely, if more than one galaxy is found in the error box of GW detectors, astrophysically motivated criteria could help us telling which is the most likely host galaxy.

Several papers have attempted studying the properties of DBH host galaxies, with mixed results (e.g. Lamberts et al. 2016; Dvorkin et al. 2016; O’Shaughnessy et al. 2017; Mapelli et al. 2017; Schneider et al. 2017; Elbert et al. 2018; Cao et al. 2018; Mapelli & Giacobbo 2018). Lamberts et al. (2016), Mapelli et al. (2017) and Belczynski et al. (2016) reconstruct the environment of GW150914 by accounting for the evolution of the star formation rate density and of stellar metallicity across cosmic time. All these studies conclude that GW150914 progenitors could have formed either at high redshift ( $z \gtrsim 2$ ) or at low redshift ( $\sim 0.2$ ).

Lamberts et al. (2016) find that low-redshift progenitors are metal poor and form mostly in dwarf galaxies, whereas high-redshift progenitors are mostly metal rich ( $Z \gtrsim 0.1 Z_{\odot}$ ) and form in large galaxies. In contrast, Belczynski et al. (2016) and Mapelli et al. (2017) (but see also Schneider et al. (2017); Spera & Mapelli (2017); Giacobbo et al. (2018); Giacobbo & Mapelli (2018b)) find that most progenitors of GW150914-like systems have metallicity  $Z \leq 0.1 Z_{\odot}$ . In particular, Schneider et al. (2017) find that most GW150914 progenitors form in dwarf galaxies with stellar mass  $< 5 \times 10^6 M_{\odot}$ , but then merge when they are hosted by large ( $> 10^{10} M_{\odot}$ ) star forming galaxies.

Considering not only GW150914-like systems but all DBHs, Elbert et al. (2018) suggest that DBH mergers are mostly localized in dwarf galaxies if the merger time-scale is short, but in massive galaxies otherwise. By using zoom-in cosmological simulations, O’Shaughnessy et al. (2017) suggest that dwarf galaxies overabundantly produce DBH mergers. Finally Cao et al. (2018) investigate the host galaxies of DBHs by applying a semi-analytic model to the Millennium-II N-body simulation (Boylan-Kolchin et al. 2009). They find that DBHs merging at redshift  $z \lesssim 0.3$  are located mostly in massive galaxies (stellar mass  $\gtrsim 2 \times 10^{10} M_{\odot}$ ).

In comparison to DBHs, few studies have focused on the environment of DNS mergers (Perna & Belczynski 2002; Dominik et al. 2013; Giacobbo & Mapelli 2018b; Mapelli & Giacobbo 2018). The general understanding is that DNSs are less affected by progenitor’s metallicity than DBHs.

In this paper, we combine information from catalogues of merging compact objects with the snapshots of the Illustris-1 cosmological simulation (Vogelsberger et al. 2014b,a), to obtain information on the host galaxies of DNSs, BHNSs and DBHs merging in the local Universe. The catalogues of merging compact objects are obtained with our

new population-synthesis code MOBSE (Giacobbo et al. 2018), which includes up-to-date models for stellar winds and different flavours of supernovae (SNe).

## 2 METHODS

MOBSE is an upgrade of the population-synthesis code BSE (Hurley et al. 2000, 2002), to include recent models of stellar winds (Vink et al. 2001; Vink & de Koter 2005; Gräfenor & Hamann 2008; Vink et al. 2011), core-collapse SNe (Fryer et al. 2012), electron-capture SNe (Giacobbo & Mapelli 2018a), pair-instability and pulsational pair-instability SNe (Woosley 2017; Spera & Mapelli 2017).

Mass loss by stellar winds is implemented in MOBSE as  $\dot{M} \propto Z^{\beta}$ , where  $\beta = 0.85$  for Eddington ratio  $\Gamma \leq 2/3$ ,  $\beta = 2.45 - 2.4\Gamma$  for  $2/3 \leq \Gamma \leq 1$  and  $\beta = 0.05$  for  $\Gamma > 1$  (Chen et al. 2015). This accounts for the dependence of stellar winds on both metallicity and Eddington ratio. The combination of this prescription for stellar winds with the adopted SN models produces a distribution of black hole (BH) masses which strongly depends on metallicity: at low metallicity ( $Z \lesssim 0.0002$ ), BHs can reach masses of  $\sim 60 M_{\odot}$ , while at solar metallicity the maximum BH mass is  $\sim 25 M_{\odot}$  (Giacobbo et al. 2018). The statistics of merging BHs, neutron stars (NSs) and BHNSs obtained with MOBSE is nicely consistent with the masses and rates inferred from the LIGO-Virgo collaboration (Abbott et al. 2016a, 2017c). For more details about MOBSE, we refer to Giacobbo et al. (2018) and Giacobbo & Mapelli (2018a).

For this work, we use the catalogue of merging compact objects obtained from run CC15 $\alpha$ 5 of Giacobbo & Mapelli (2018b), because this simulation best matches the cosmic merger rate density inferred from LIGO-Virgo results (Mapelli & Giacobbo 2018). In run CC15 $\alpha$ 5 we have assumed high efficiency of common-envelope ejection (described by the parameter  $\alpha = 5$ ) and low SN kicks (described by a Maxwellian curve with one-dimensional root mean square  $\sigma = 15 \text{ km s}^{-1}$ ). Simulation CC15 $\alpha$ 5 consists of 12 sub-sets corresponding to metallicity  $Z/Z_{\odot} = 0.01, 0.02, 0.04, 0.06, 0.08, 0.1, 0.2, 0.3, 0.4, 0.6, 0.8, \text{ and } 1.0$  (here we assume  $Z_{\odot} = 0.02$ ). In each sub-set we have simulated  $10^7$  stellar binaries, for a total number of  $1.2 \times 10^8$  simulated binaries. Considering that the formation of compact object binaries has a similar trend with metallicity also in the other simulations presented in Giacobbo & Mapelli (2018b), we expect that our results do not depend significantly on the choice of this run.

The catalogue of merging compact objects derived from population-synthesis simulations is combined with the cosmological simulation as described in Mapelli et al. (2017) and Mapelli & Giacobbo (2018). In particular, we randomly associate a number of merging compact-object binaries to each Illustris-1 stellar particle based on its initial mass, formation redshift and metallicity. The main difference with respect to Mapelli et al. (2017) and Mapelli & Giacobbo (2018) is that in the current paper we do not use the metallicity of the Illustris-1 particles, but we use the metallicity derived from the empirical mass – metallicity relation, as we describe in the following.

The Illustris-1 is the highest resolution hydrodynamical simulation run in the frame of the Illustris project (Vogels-

**Table 1.** Best fit parameters for the mass-metallicity relation in equation 1 at different redshift. The values of  $M_0$  and  $K_0$  at  $z = 3.5$  come from Mannucci et al. (2009), while the other values come from Maiolino et al. (2008).

$z$	$\log M_0$	$K_0$
0.07	11.18	9.04
0.7	11.57	9.04
2.2	12.38	8.99
3.5	12.28	8.69

Column 1: redshift; column 2 and 3: values of the parameters in equation 1 at different redshift.

berger et al. 2014b,a; Nelson et al. 2015). It covers a comoving volume of  $(106.5 \text{ Mpc})^3$ , and has an initial dark matter and baryonic matter mass resolution of  $6.26 \times 10^6$  and  $1.26 \times 10^6 M_\odot$ , respectively (Vogelsberger et al. 2014b,a). The size of the Illustris-1’ box ensures that we include the most massive haloes, while dwarf galaxies are unresolved.

The model of sub-grid physics adopted in the Illustris-1 is known to produce a mass-metallicity relation (Vogelsberger et al. 2013; Genel et al. 2014; Genel 2016) which is sensibly steeper than the observed one (see the discussion in Vogelsberger et al. 2013 and Torrey et al. 2014). Moreover, the simulated mass-metallicity relation does not show the observed turnover at high stellar mass ( $\gtrsim 10^{10} M_\odot$ ).

For these reasons in this paper we override the metallicity of a given Illustris-1 star particle with the metallicity we expect from the observed mass-metallicity relation. For the observed relation, we adopt the fitting formula by Maiolino et al. (2008) and Mannucci et al. (2009):

$$12 + \log(\text{O}/\text{H}) = -0.0864(\log M_* - \log M_0)^2 + K_0, \quad (1)$$

where  $M_*$  is the total stellar mass of the host galaxy in solar masses, while  $M_0$  and  $K_0$  are given in Table 1. For intermediate redshifts between those in Table 1, we obtain the metallicity by linear interpolation. At redshift  $z < 0.07$  ( $z > 3.5$ ) we simply use the same coefficients as for  $z = 0.07$  ( $z = 3.5$ ). The new metallicity of each Illustris-1’ star is randomly extracted from a Gaussian distribution with mean value given by equation 1 (where  $M_*$  is the total stellar mass of the sub-halo hosting the Illustris-1’ star) and standard deviation  $\sigma = 0.3$  dex (accounting for metallicity dispersion within galaxies). We also repeated our calculations for a larger (smaller) scatter  $\sigma = 0.5$  ( $\sigma = 0.2$ ) (Mapelli et al. 2017) and we checked that our main results are not significantly affected by this assumption.

Following the aforementioned procedure, we can directly obtain information on the stellar mass of the galaxy where a compact object binary merges (hereafter  $M_{\text{merg}}$ ) or where the stellar progenitors of the compact object binary form (hereafter  $M_{\text{form}}$ ). In this paper, we consider only compact objects merging at  $z \leq 0.024$ , because we are interested in the host galaxies of mergers happening in the very nearby Universe. NGC 4993, the host galaxy of GW170817, falls within this redshift bin, because its redshift is  $z = 0.009783$  (Levan et al. 2017). Actually,  $z = 0.024$  is the redshift corresponding to the third last snapshot of the Illustris simulation. In future studies, we will investigate how the properties

of the host galaxies change as a function of redshift, considering also mergers occurring at higher redshift.

### 3 RESULTS

The top panel of Figure 1 shows the stellar mass of the galaxy where a DNS merges ( $M_{\text{merg}}$ ) versus the stellar mass of the galaxy where the stellar progenitor of the merging DNS formed ( $M_{\text{form}}$ ), if we consider only DNSs merging at redshift  $z \leq 0.024$ . From this figure, it is apparent that a large fraction of DNSs merging in the local Universe form and merge in the same galaxy (the most densely populated region is the diagonal of the plot).

The galaxies where such DNSs form and merge are predominantly massive, with typical stellar masses ranging from  $\sim 10^9$  to  $\sim 10^{12} M_\odot$  (see the top panel of Figure 2). This mass range is consistent with the typical masses of the host galaxies of short  $\gamma$ -ray bursts (GRBs,  $10^{8.5} - 10^{12} M_\odot$ , Leibler & Berger 2010; Berger 2014; Troja et al. 2016). Moreover, the estimated stellar mass of NGC 4993, which is the host galaxy of GW170817, is  $0.3 - 1.2 \times 10^{11} M_\odot$  (Im et al. 2017), very close to the median mass of the distribution in Fig. 2.

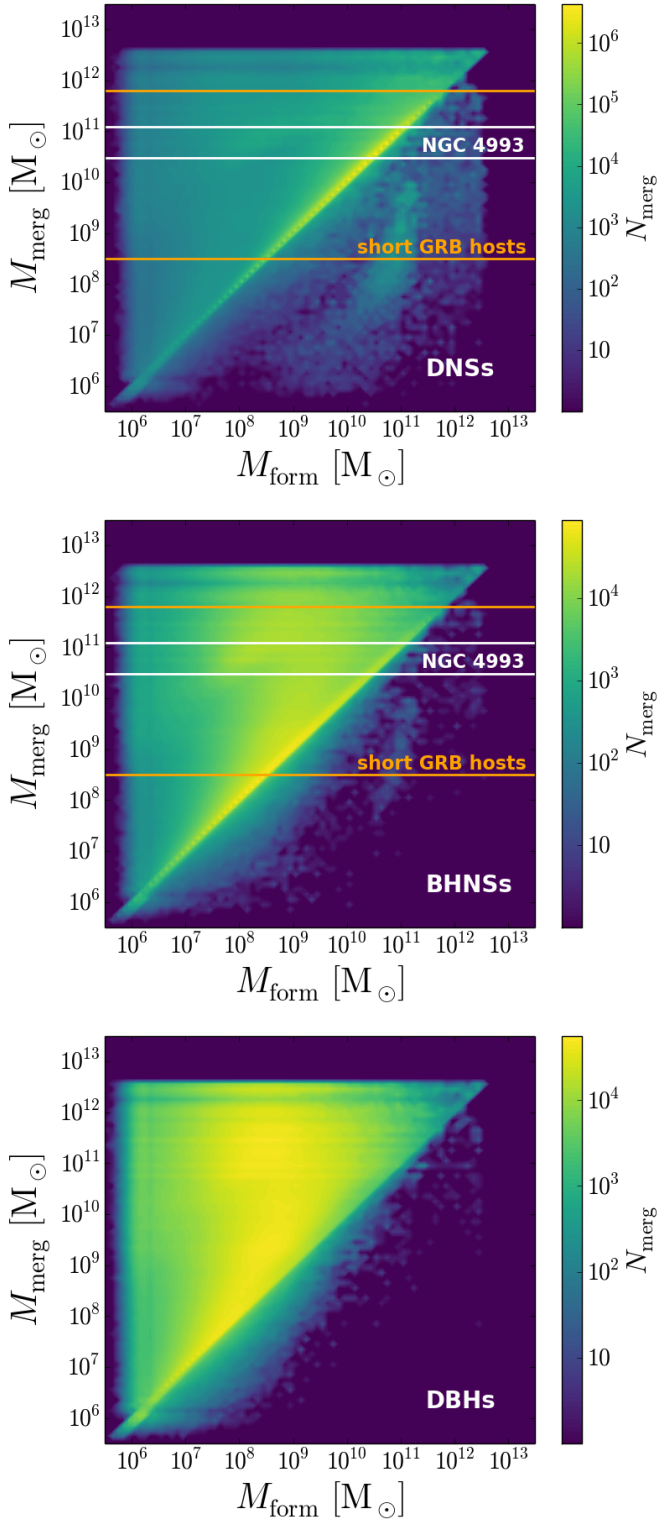
The central and bottom panels of Fig. 1 show  $M_{\text{merg}}$  versus  $M_{\text{form}}$  for BHNSs and DBHs merging at redshift  $z \leq 0.024$ , respectively. The host galaxies of both BHNSs and DBHs show a trend that is very different from that of DNSs. In fact, their progenitors tend to form in small galaxies ( $\lesssim 10^{10} M_\odot$ ) and merge either in small galaxies or in larger ones. The typical mass of galaxies where DBHs and BHNSs form is  $M_{\text{form}} \sim 10^7 - 10^9 M_\odot$ , while they merge mostly in galaxies with  $M_{\text{merg}} > 10^9 M_\odot$  (Fig. 2).

Actually, the peak of the distribution of  $M_{\text{form}}$  might be even lower than  $M_{\text{form}} \sim 10^8 M_\odot$ , because dwarf galaxies with mass  $< 10^9 M_\odot$  are unresolved in the Illustris-1 simulation. The analysis of small box high-resolution simulations (like e.g. the GAMESH simulation, Schneider et al. 2017) has shown that dwarf galaxies give a significant contribution to the population of GW150914-like systems across cosmic time.

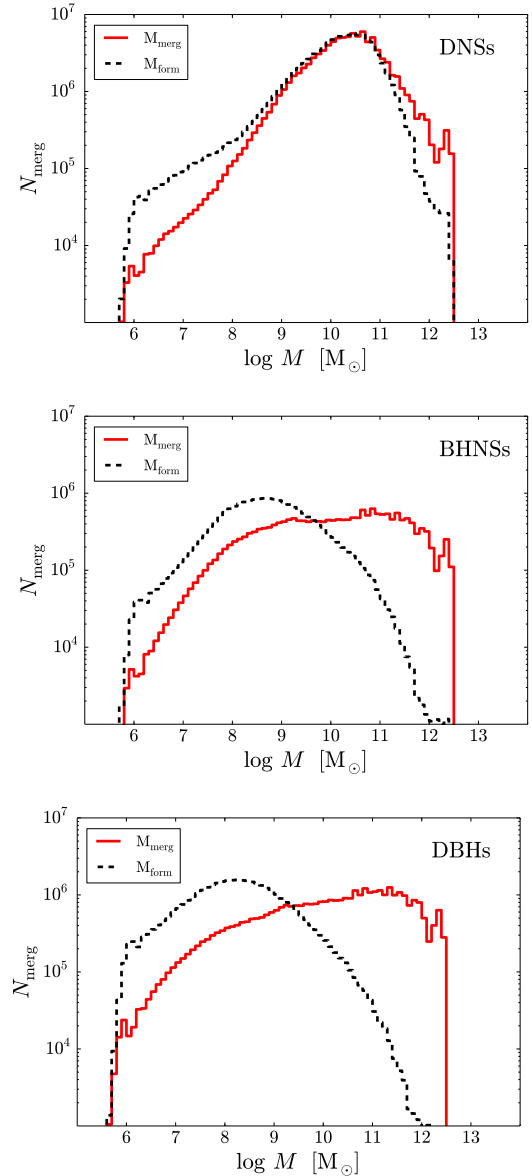
From Figure 1 we see that there is a relatively small number of DNS, BHNS and DBH mergers for which  $M_{\text{merg}} < M_{\text{form}}$ . In most cases this is a spurious numerical effect connected with the ability of the sub-halo finder algorithm to attribute stellar particles to the correct galaxy. In fact, this effect is stronger for lower values of  $M_{\text{form}}$  and  $M_{\text{merg}}$  than for larger ones.

The different trend of DNS host galaxies with respect to DBHs and BHNSs is mainly an effect of metallicity. As we discussed in previous papers (Ziosi et al. 2014; Mapelli 2016; Giacobbo et al. 2018; Giacobbo & Mapelli 2018b), DBHs and BHNSs form preferentially from metal-poor progenitors, while DNSs form from both metal-poor and metal-rich progenitors with nearly the same efficiency (Giacobbo & Mapelli 2018b,a).

Metal-poor stars are preferentially located in low-redshift dwarf galaxies and in high-redshift galaxies. Thus, DBHs and BHNSs form preferentially in these two environments. For this reason, in the local Universe we expect to observe i) mergers of DBHs and BHNSs formed in local metal-poor dwarf galaxies and with short delay time (the delay



**Figure 1.** Stellar mass of galaxies where compact-object binaries merge ( $M_{\text{merg}}$ ) versus stellar mass of galaxies where compact-object binaries form ( $M_{\text{form}}$ ). We show only compact-object binaries merging at  $z \leq 0.024$ . The colour-coded map (in logarithmic scale) indicates the number of merging compact objects per cell. The cell size is  $\log \delta M_{\text{merg}}/M_{\odot} \times \log \delta M_{\text{form}}/M_{\odot} = 0.1 \times 0.1$ . Top panel: merging DNSs; central panel: merging BHNSs; bottom panel: merging DBHs. The orange lines in the top and central panel show the extremes of the mass range of short gamma-ray burst hosts (Leibler & Berger 2010). The two white lines in the same panels show the uncertainty range of the stellar mass of NGC 4993, the host galaxy of GW170817 (Im et al. 2017).



**Figure 2.** Distribution of the total masses of the host galaxies of merging DNSs (top), BHNSs (middle) and DNSs (bottom panel). Red solid lines:  $M_{\text{merg}}$ ; black dashed lines:  $M_{\text{form}}$ .

time  $t_{\text{delay}}$  is defined as the time elapsed between the formation of the stellar progenitors and the merger of the compact-object binary), and ii) mergers of DBHs and BHNSs formed in high-redshift galaxies and with long delay times.

While DBHs and BHNSs formed in local metal-poor galaxies and with short delay time tend to merge in the same galaxy where they formed, DBHs and BHNSs formed in high-redshift galaxies and with long delay time tend to merge in galaxies larger than the ones where they formed, because their original hosts have merged into larger galaxies.

In contrast, merging DNSs form from metal-rich and metal-poor progenitors nearly with the same efficiency. Thus, we expect that merging DNSs in the local Universe are mostly in large galaxies, where most of the stellar mass is confined.

This interpretation is confirmed by Figure 3, where we show the metallicity of the stellar progenitors of the merging compact objects versus  $M_{\text{form}}$ . These plots are reminiscent of the mass–metallicity relation by construction. The progenitors of merging DNSs form mostly in large galaxies and tend to have solar or super-solar metallicity. In contrast, the progenitors of BHNSs and especially DBHs form mostly at low metallicity ( $Z \lesssim 0.2 Z_{\odot}$ ) and in intermediate to low-mass galaxies.

Finally, Figure 4 shows the delay time  $t_{\text{delay}}$  for all DNSs, BHNSs and DBHs merging at  $z < 0.024$  (thick lines) compared to the delay time of all DNSs, BHNSs and DBHs merging within a Hubble time in our simulation (thin lines).

We remind that if we consider a coeval binary population, the distribution of delay times of DBH, BHNS and DNS mergers scales approximately as  $dN/dt \propto t^{-1}$  (see e.g. Figure 6 of Giacobbo & Mapelli 2018b), but figure 4 does not refer to coeval populations.

The distribution of  $t_{\text{delay}}$  of all DNSs merging in the cosmological simulation (i.e. integrated over all merger redshifts) is even steeper than  $t^{-1}$ , while the  $t_{\text{delay}}$  distributions of all DBHs and BHNSs are flatter. On the other hand, all distributions shown as thin lines have a similar trend, a large fraction of merging systems having relatively small delay time ( $\lesssim 1$  Gyr).

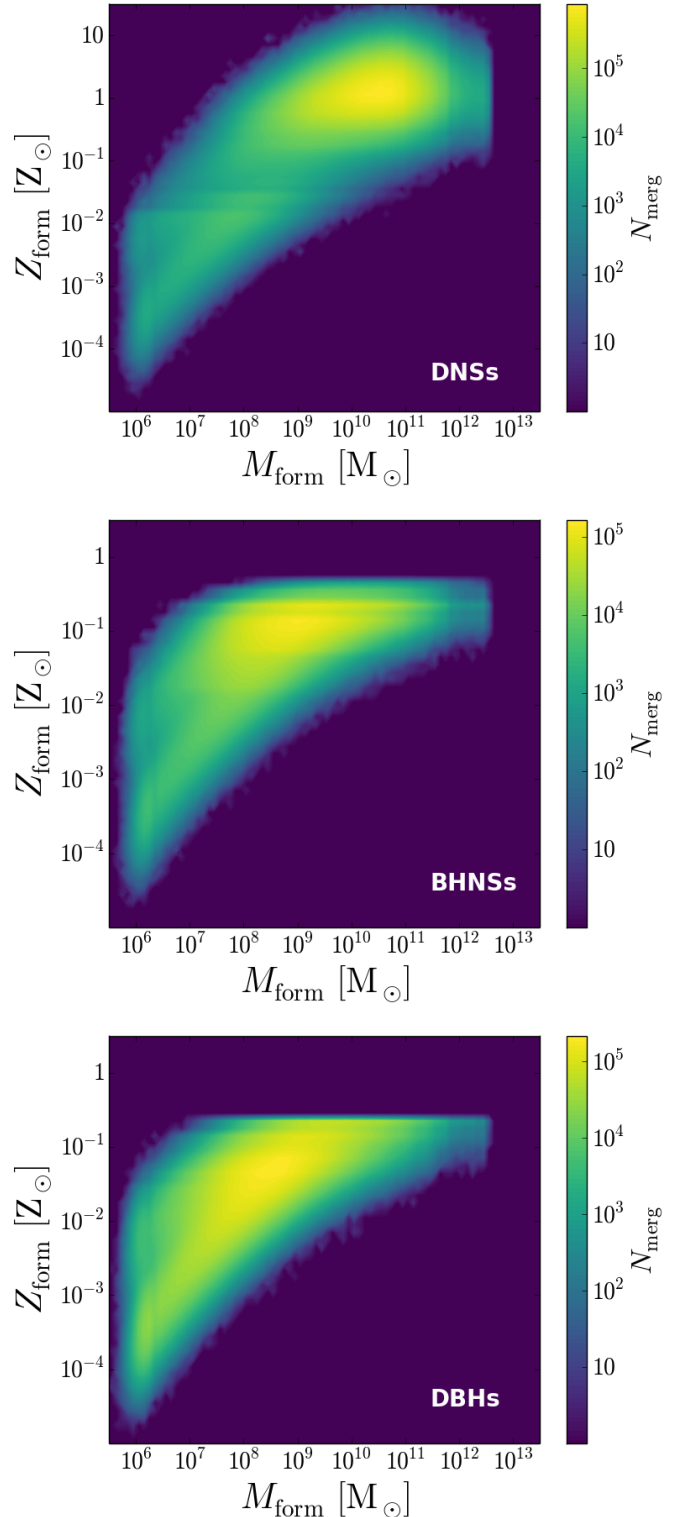
In contrast, if we look at the delay times of binaries merging in the local Universe (thick lines), the one of DNSs is very different from those of BHNSs and DBHs. The delay time of DNSs merging at low redshift scales approximately as  $t^{-1}$ : this indicates that most merging DNSs we observe at redshift  $z < 0.024$  have short delay time ( $< 3$  Gyr) and merge where they formed.

The distribution of delay time of DBHs merging at  $z < 0.024$  is bimodal with a main peak at  $t_{\text{delay}} \sim 12$  Gyr and a secondary peak at  $\sim 1$  Gyr (Fig. 4). The secondary peak corresponds to DBHs formed in local metal-poor dwarf galaxies. Thus, the majority of DBHs merging in the local Universe has a long delay time of several Gyr. This means that most DBHs merging today formed at higher redshift and that the efficiency of DBH formation was higher in the past than today.

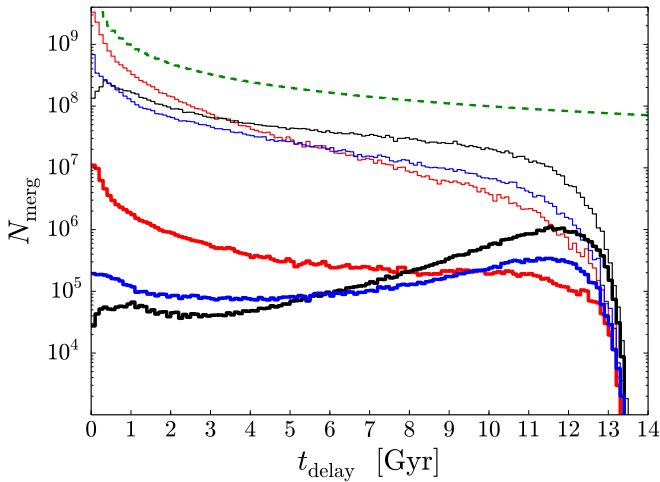
The distribution of delay times of BHNSs merging at  $z < 0.024$  is similar to that of DBHs, but less extreme. It is bimodal with a primary peak at  $\sim 12$  Gyr and a secondary peak at  $< 1$  Gyr. The distribution of delay times confirms the interpretation that most DBHs and BHNSs merging in the local Universe come from high-redshift metal-poor galaxies and only a small fraction forms in local metal-poor dwarf galaxies.

#### 4 DISCUSSION AND CONCLUSIONS

We investigated the host galaxies of DNS, BHNSs and DBHs merging in the local Universe, by combining the results of population-synthesis simulations with information from the Illustris-1 cosmological box (Vogelsberger et al. 2014b,a). To perform the population-synthesis simulations, we have used the MOBSE code (Giacobbo et al. 2018; Giacobbo & Mapelli 2018b,a), which includes up-to-date prescriptions for stellar winds, core-collapse SNe, electron-capture SNe and (pulsational) pair-instability SNe. The masses and rates



**Figure 3.** Metallicity of the stellar progenitors of merging compact objects ( $Z_{\text{form}}$ ) versus  $M_{\text{form}}$ . The colour-coded map (in logarithmic scale) indicates the number of merging compact objects per cell. The cell size is  $\log \delta Z_{\text{form}}/Z_{\odot} \times \log \delta M_{\text{form}}/M_{\odot} = 0.1 \times 0.1$ . Top panel: merging DNSs; central panel: merging BHNSs; bottom panel: merging DBHs.



**Figure 4.** Distribution of delay times ( $t_{\text{delay}}$ ) of DNSs (red), BHNSs (blue) and DBHs (black). The delay time is defined as the time elapsed from the formation of the stellar progenitors to the merger of the compact objects. Thick solid lines: DNSs, BHNSs and DBHs merging in the local Universe ( $z \leq 0.024$ ). Thin solid lines: all DNSs, BHNSs and DBHs merging within a Hubble time in the cosmological simulation. Dashed green line:  $dN/dt \propto t^{-1}$ .

of merging compact objects simulated with MOBSE are consistent with the values inferred from LIGO-Virgo detections (Mapelli et al. 2017; Mapelli & Giacobbo 2018; Giacobbo & Mapelli 2018b).

We find that DNSs merging in the local Universe form preferentially in large galaxies, with stellar mass  $10^9 - 10^{12} M_{\odot}$  (Fig. 2), and merge mostly in the same galaxy where they formed, with a short delay time (Figs. 1 and 4). This mass range of the host galaxies is consistent with the mass range of short gamma-ray burst hosts (Leibler & Berger 2010).

This trend can be explained by the fact that the statistics of DNS mergers is not particularly sensitive to progenitor’s metallicity, as shown by Giacobbo & Mapelli (2018b). Thus, DNSs tend to merge more frequently in giant galaxies, where most of the stellar mass is located. Since the delay time scales approximately as  $t^{-1}$  (Fig. 4), most local DNSs merge where they formed.

In contrast, BHNSs and DBHs merging in the local Universe form preferentially in small galaxies ( $< 10^{10} M_{\odot}$ ) and then merge either in small galaxies or in larger ones (Figs. 1 and 2). This result has important implications for the connection between short GRBs and BHNSs. In fact, the mass range of merging BHNS host galaxies is significantly different from the mass range of both short-GRB hosts and merging DNS hosts. This suggests that BHNS mergers cannot explain the bulk of short-GRB population, in agreement with the conclusions of previous papers based on magneto-hydrodynamical relativistic simulations (e.g., Giacomazzo et al. 2013).

This trend can be explained by the fact that the statistics of DBHs and BHNSs strongly depends on progenitor’s metallicity: we expect  $\sim 10^3$  more mergers from a popula-

tion of metal-poor stars ( $Z < 0.002$ ) than from an equivalent population of metal-rich stars ( $Z \gtrsim 0.02$ , Giacobbo et al. 2018). Metal-poor stars form preferentially in local dwarf galaxies and in high-redshift galaxies. Thus, in the local Universe we expect to observe the merger of DBHs and BHNSs formed in high-redshift galaxies with a long delay time, or formed in local dwarf galaxies with a short delay time. Most of the metal-poor high-redshift galaxies have merged into larger galaxies in the local Universe: this explains why a large fraction of DBHs and BHNSs form in small galaxies and reach coalescence in larger ones.

The distribution of delay times of DBHs and BHNSs merging in the local Universe appears to be very different from the  $\propto t^{-1}$  trend we expect for compact object mergers. This happens because the intrinsic distribution of delay times from population-synthesis simulations scales approximately as  $t^{-1}$ ; but if we restrict our analysis only to mergers happening at low redshift these are dominated by DBHs and BHNSs which formed in the early metal-poor Universe and merge today with a long delay time. In contrast, we do not have this selection effect for DNSs (which are insensitive to metallicity) and thus their delay time distribution scales as  $t^{-1}$  even if we consider only low-redshift mergers.

In our results, the number of merging DBHs and BHNSs starts declining for  $M_{\text{form}} \lesssim 10^8 M_{\odot}$ . This might be a bias due to the mass resolution of the Illustris. To check whether smaller galaxies can give an even higher contribution to the population of DBHs and BHNSs we will consider higher-resolution smaller-box simulations in future works.

Another *caveat* we should mention is that our current method does not account for binaries which are ejected from their parent galaxy because of natal or dynamical kicks (e.g. Perna & Belczynski 2002; Mapelli et al. 2011, 2013; Giacobbo & Mapelli 2018a). Thus, we cannot investigate whether these events are responsible for the hostless short gamma-ray burst population described by e.g. Fong & Berger (2013).

Our findings are in fair agreement with most previous work (e.g. Elbert et al. 2018; Schneider et al. 2017; Cao et al. 2018) but also suggest that the situation could be more complex than previously thought. In particular, there might be significant differences between the environment of DNSs and that of both DBHs and BHNSs. Overall, the metallicity of progenitor stars is a key property for DBHs and BHNSs, while it is much less important for DNSs.

Our results have strong implications for forthcoming detections of compact-object mergers: DNS mergers in the local Universe should happen mostly in galaxies with stellar mass  $\sim 10^9 - 10^{12} M_{\odot}$  (with a sharp peak at  $\sim 10^{10} - 10^{11} M_{\odot}$ ), while BHNSs and DBHs are expected to coalesce in galaxies with a broad range of masses from  $\sim 10^8 M_{\odot}$  up to few  $\times 10^{12} M_{\odot}$ . Further analysis should assess whether these galaxies are mostly early or late type, field galaxies or group/cluster galaxies.

Our final goal is to constrain the environment of compact-object mergers and to provide clues on the host galaxies of GW events. In particular, our results could be combined with a low-latency localization algorithm (e.g. the Dirichlet process Gaussian-mixture model described in Del Pozzo et al. 2018) to produce a list of most probable host galaxies of a new GW detection, facilitating a prompt multi-messenger follow-up (e.g. Nissanke et al. 2013; Hanna et al.

2014; Gehrels et al. 2016; Singer et al. 2016). Alternatively, if the electromagnetic counterpart of a GW event is not observed, our results could be used to “weight” possible host galaxies within the LIGO-Virgo error box, providing useful information for measurements of the Hubble constant (e.g. Schutz 1986; Del Pozzo 2012; Chen et al. 2017; Del Pozzo et al. 2018).

## ACKNOWLEDGMENTS

We thank Christopher Berry, Giulia Stratta, Irina Dvorkin and Elena D’Onghia for useful discussions. We also thank the anonymous referee for their useful comments. We warmly thank The Illustris team for making their simulations publicly available. Numerical calculations have been performed through a CINECA-INFN agreement and through a CINECA-INAF agreement, providing access to resources on GALILEO and MARCONI at CINECA. MM acknowledges financial support from the MERAC Foundation through grant ‘The physics of gas and protoplanetary discs in the Galactic centre’, from INAF through PRIN-SKA ‘Opening a new era in pulsars and compact objects science with MeerKat’, from MIUR through Progetto Premiale ‘FIGARO’ (Fostering Italian Leadership in the Field of Gravitational Wave Astrophysics) and ‘MITiC’ (Mining The Cosmos Big Data and Innovative Italian Technology for Frontier Astrophysics and Cosmology), and from the Austrian National Science Foundation through FWF stand-alone grant P31154-N27 ‘Unraveling merging neutron stars and black hole - neutron star binaries with population-synthesis simulations’. NG acknowledges financial support from Fondazione Ing. Aldo Gini and thanks the Institute for Astrophysics and Particle Physics of the University of Innsbruck for hosting him during the preparation of this paper. This work benefited from support by the International Space Science Institute (ISSI), Bern, Switzerland, through its International Team programme ref. no. 393 *The Evolution of Rich Stellar Populations & BH Binaries* (2017-18).

## REFERENCES

- Aasi J., et al., 2015, *Classical and Quantum Gravity*, 32, 074001  
 Abbott B. P., et al., 2016a, *Physical Review X*, 6, 041015  
 Abbott B. P., et al., 2016b, *Phys. Rev. Lett.*, 116, 061102  
 Abbott B. P., et al., 2016c, *Physical Review Letters*, 116, 241103  
 Abbott B. P., et al., 2016d, *ApJ*, 818, L22  
 Abbott B. P., et al., 2017a, *Physical Review Letters*, 118, 221101  
 Abbott B. P., et al., 2017b, *Physical Review Letters*, 119, 141101  
 Abbott B. P., et al., 2017c, *Physical Review Letters*, 119, 161101  
 Abbott B. P., et al., 2017d, *ApJ*, 848, L12  
 Abbott B. P., et al., 2017e, *The Astrophysical Journal Letters*, 848, L13  
 Abbott B. P., et al., 2017f, *ApJ*, 851, L35  
 Acernese F., et al., 2015, *Classical and Quantum Gravity*, 32, 024001  
 Alexander K. D., et al., 2017, *The Astrophysical Journal Letters*, 848, L21  
 Belczynski K., Kalogera V., Bulik T., 2002, *ApJ*, 572, 407  
 Belczynski K., Taam R. E., Kalogera V., Rasio F. A., Bulik T., 2007, *ApJ*, 662, 504  
 Belczynski K., Holz D. E., Bulik T., O’Shaughnessy R., 2016, *Nature*, 534, 512  
 Berger E., 2014, *ARA&A*, 52, 43  
 Bethe H. A., Brown G. E., 1998, *ApJ*, 506, 780  
 Bogomazov A. I., Lipunov V. M., Tutukov A. V., 2007, *Astronomy Reports*, 51, 308  
 Boylan-Kolchin M., Springel V., White S. D. M., Jenkins A., Lemson G., 2009, *MNRAS*, 398, 1150  
 Cao L., Lu Y., Zhao Y., 2018, *MNRAS*, 474, 4997  
 Chen Y., Bressan A., Girardi L., Marigo P., Kong X., Lanza A., 2015, *MNRAS*, 452, 1068  
 Chen H.-Y., Fishbach M., Holz D. E., 2017, preprint, ([arXiv:1712.06531](https://arxiv.org/abs/1712.06531))  
 Chornock R., et al., 2017, *The Astrophysical Journal Letters*, 848, L19  
 Chruslinska M., Belczynski K., Klencki J., Benacquista M., 2018, *MNRAS*, 474, 2937  
 Coulter D. A., et al., 2017, *Science*, 358, 1556  
 Cowperthwaite P. S., et al., 2017, *The Astrophysical Journal Letters*, 848, L17  
 Del Pozzo W., 2012, *Phys. Rev. D*, 86, 043011  
 Del Pozzo W., Berry C. P. L., Ghosh A., Haines T. S. F., Singer L. P., Vecchio A., 2018, *MNRAS*, 479, 601  
 Dominik M., Belczynski K., Fryer C., Holz D. E., Berti E., Bulik T., Mandel I., O’Shaughnessy R., 2012, *ApJ*, 759, 52  
 Dominik M., Belczynski K., Fryer C., Holz D. E., Berti E., Bulik T., Mandel I., O’Shaughnessy R., 2013, *ApJ*, 779, 72  
 Dominik M., et al., 2015, *ApJ*, 806, 263  
 Dvorkin I., Vangioni E., Silk J., Uzan J.-P., Olive K. A., 2016, *MNRAS*, 461, 3877  
 Elbert O. D., Bullock J. S., Kaplinghat M., 2018, *MNRAS*, 473, 1186  
 Flannery B. P., van den Heuvel E. P. J., 1975, *A&A*, 39, 61  
 Fong W., Berger E., 2013, *ApJ*, 776, 18  
 Fong W., et al., 2017, *ApJ*, 848, L23  
 Fryer C. L., Belczynski K., Wiktorowicz G., Dominik M., Kalogera V., Holz D. E., 2012, *ApJ*, 749, 91  
 Gehrels N., Cannizzo J. K., Kanner J., Kasliwal M. M., Nissanke S., Singer L. P., 2016, *ApJ*, 820, 136  
 Genel S., 2016, *ApJ*, 822, 107  
 Genel S., et al., 2014, *MNRAS*, 445, 175  
 Giacobbo N., Mapelli M., 2018a, preprint, ([arXiv:1805.11100](https://arxiv.org/abs/1805.11100))  
 Giacobbo N., Mapelli M., 2018b, *MNRAS*, 480, 2011  
 Giacobbo N., Mapelli M., Spera M., 2018, *MNRAS*, 474, 2959  
 Giacomazzo B., Perna R., Rezzolla L., Troja E., Lazzati D., 2013, *ApJ*, 762, L18  
 Goldstein A., et al., 2017, *ApJ*, 848, L14  
 Gräfenor G., Hamann W.-R., 2008, *A&A*, 482, 945  
 Hanna C., Mandel I., Vausden W., 2014, *ApJ*, 784, 8  
 Hurley J. R., Pols O. R., Tout C. A., 2000, *MNRAS*, 315, 543  
 Hurley J. R., Tout C. A., Pols O. R., 2002, *MNRAS*, 329, 897  
 Im M., et al., 2017, *ApJ*, 849, L16  
 Kruckow M. U., Tauris T. M., Langer N., Kramer M., Izzard R. G., 2018, preprint, ([arXiv:1801.05433](https://arxiv.org/abs/1801.05433))  
 Lamberts A., Garrison-Kimmel S., Clausen D. R., Hopkins P. F., 2016, *MNRAS*, 463, L31  
 Leibler C. N., Berger E., 2010, *ApJ*, 725, 1202  
 Levan A. J., et al., 2017, *ApJ*, 848, L28  
 Maiolino R., et al., 2008, *A&A*, 488, 463  
 Mannucci F., et al., 2009, *MNRAS*, 398, 1915  
 Mapelli M., 2016, *MNRAS*, 459, 3432  
 Mapelli M., Giacobbo N., 2018, *MNRAS*, 479, 4391  
 Mapelli M., Ripamonti E., Zampieri L., Colpi M., 2011, *MNRAS*, 416, 1756  
 Mapelli M., Zampieri L., Ripamonti E., Bressan A., 2013, *MNRAS*, 429, 2298  
 Mapelli M., Giacobbo N., Ripamonti E., Spera M., 2017, *MNRAS*, 472, 2422  
 Marchant P., Langer N., Podsiadlowski P., Tauris T. M., Moriyama T. J., 2016, *A&A*, 588, A50

- Margutti R., et al., 2017, *The Astrophysical Journal Letters*, 848, L20
- Mennekens N., Vanbeveren D., 2014, *A&A*, 564, A134
- Nelson D., et al., 2015, *Astronomy and Computing*, 13, 12
- Nicholl M., et al., 2017, *The Astrophysical Journal Letters*, 848, L18
- Nissanke S., Kasliwal M., Georgieva A., 2013, *ApJ*, 767, 124
- O'Shaughnessy R., Bellovary J. M., Brooks A., Shen S., Governato F., Christensen C. R., 2017, *MNRAS*, 464, 2831
- Perna R., Belczynski K., 2002, *ApJ*, 570, 252
- Pian E., et al., 2017, *Nature*, 551, 67
- Podsiadlowski P., Langer N., Poelarends A. J. T., Rappaport S., Heger A., Pfahl E., 2004, *ApJ*, 612, 1044
- Podsiadlowski P., Dewi J. D. M., Lesaffre P., Miller J. C., Newton W. G., Stone J. R., 2005, *MNRAS*, 361, 1243
- Portegies Zwart S. F., McMillan S. L. W., 2000, *ApJ*, 528, L17
- Portegies Zwart S. F., Yungelson L. R., 1998, *A&A*, 332, 173
- Savchenko V., et al., 2017, *The Astrophysical Journal Letters*, 848, L15
- Schneider R., Graziani L., Marassi S., Spera M., Mapelli M., Alparone M., Bennassuti M. d., 2017, *MNRAS*, 471, L105
- Schutz B. F., 1986, *Nature*, 323, 310
- Shao Y., Li X.-D., 2018, *MNRAS*, 477, L128
- Singer L. P., et al., 2016, *ApJ*, 829, L15
- Soares-Santos M., et al., 2017, *The Astrophysical Journal Letters*, 848, L16
- Spera M., Mapelli M., 2017, *MNRAS*, 470, 4739
- Spera M., Mapelli M., Bressan A., 2015, *MNRAS*, 451, 4086
- Tauris T. M., van den Heuvel E. P. J., 2006, *Formation and evolution of compact stellar X-ray sources*. pp 623–665
- Tauris T. M., Langer N., Podsiadlowski P., 2015, *MNRAS*, 451, 2123
- Tauris T. M., et al., 2017, *ApJ*, 846, 170
- Torrey P., Vogelsberger M., Genel S., Sijacki D., Springel V., Hernquist L., 2014, *MNRAS*, 438, 1985
- Troja E., et al., 2016, *ApJ*, 827, 102
- Tutukov A., Yungelson L., 1973, *Nauchnye Informatsii*, 27, 70
- Vink J. S., de Koter A., 2005, *A&A*, 442, 587
- Vink J. S., de Koter A., Lamers H. J. G. L. M., 2001, *A&A*, 369, 574
- Vink J. S., Muijres L. E., Anthonisse B., de Koter A., Gräfenor G., Langer N., 2011, *A&A*, 531, A132
- Vogelsberger M., Genel S., Sijacki D., Torrey P., Springel V., Hernquist L., 2013, *MNRAS*, 436, 3031
- Vogelsberger M., et al., 2014a, *MNRAS*, 444, 1518
- Vogelsberger M., et al., 2014b, *Nature*, 509, 177
- Voss R., Tauris T. M., 2003, *MNRAS*, 342, 1169
- Woodsley S. E., 2017, *ApJ*, 836, 244
- Ziosi B. M., Mapelli M., Branchesi M., Tormen G., 2014, *MNRAS*, 441, 3703
- de Mink S. E., Belczynski K., 2015, *ApJ*, 814, 58
- de Mink S. E., Mandel I., 2016, *MNRAS*, 460, 3545